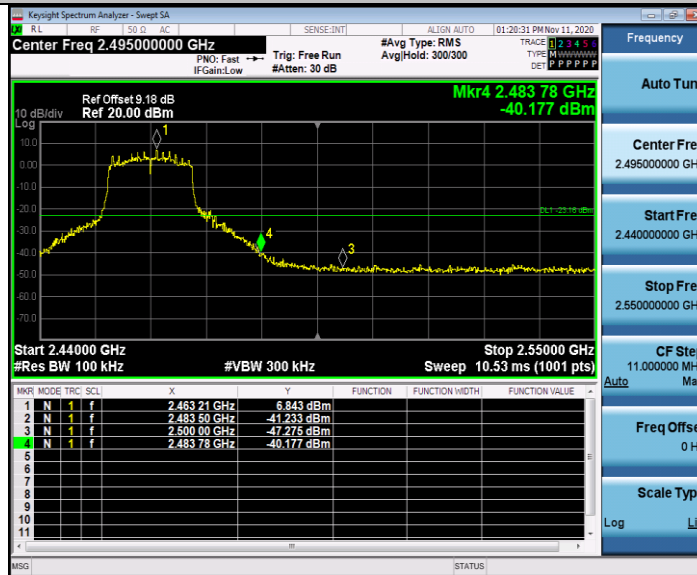


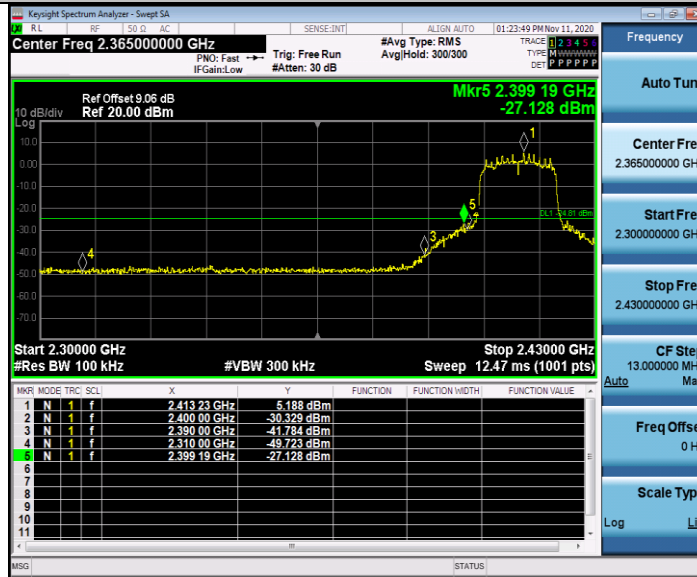
11G_Ant1_Low_2412



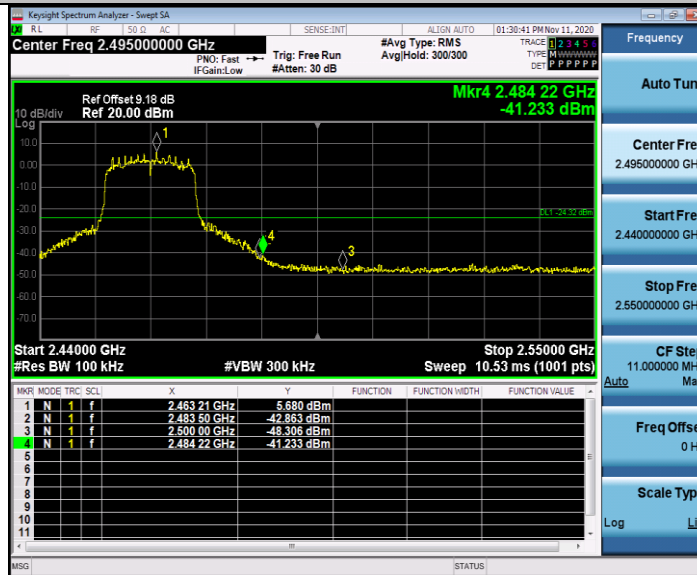
11G_Ant1_High_2462



11N20SISO_Ant1_Low_2412



11N20SISO_Ant1_High_2462



11N40SISO_Ant1_Low_2422



11N40SISO_Ant1_High_2452



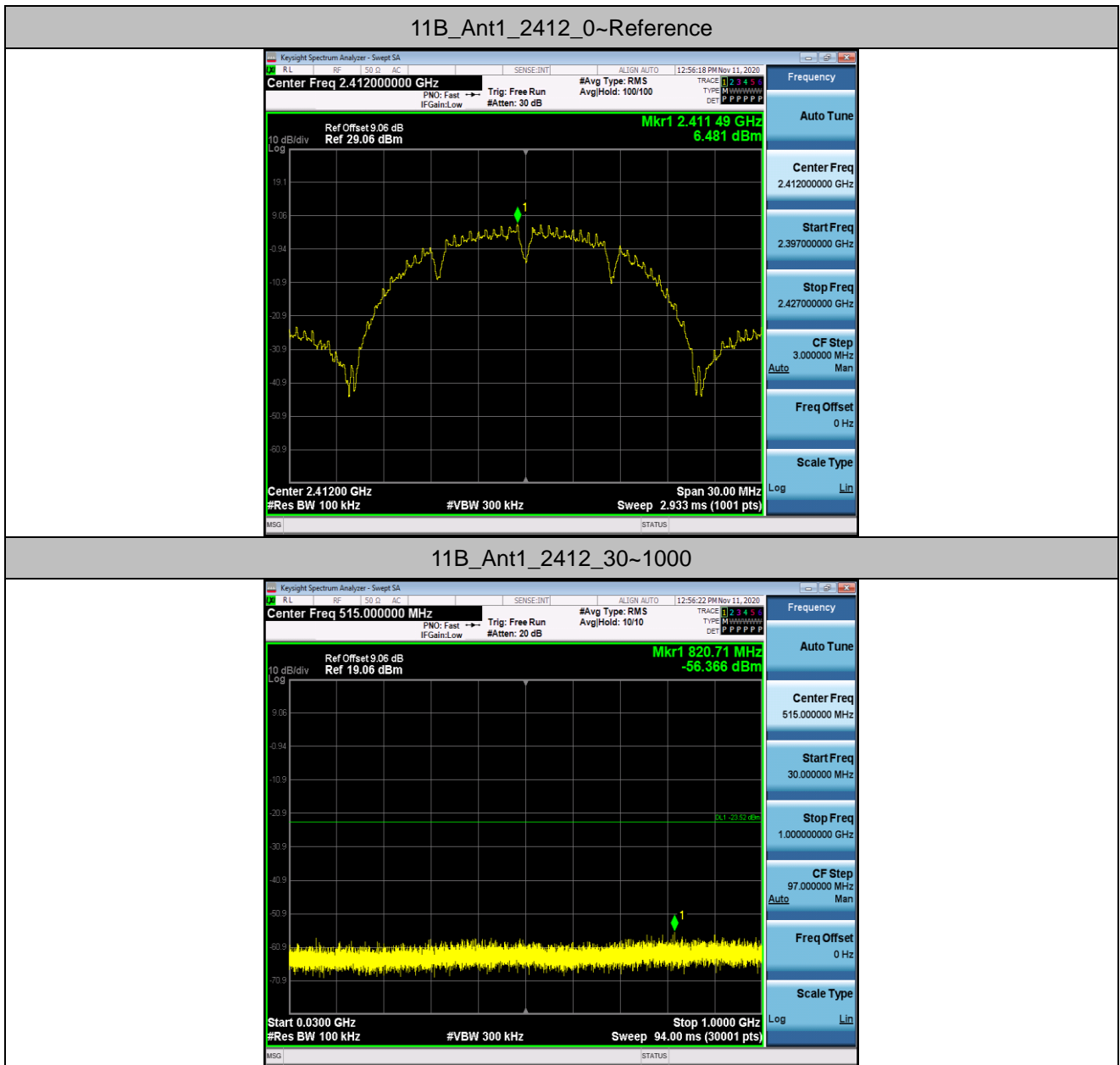
Appendix G: Conducted Spurious Emission

Test Result

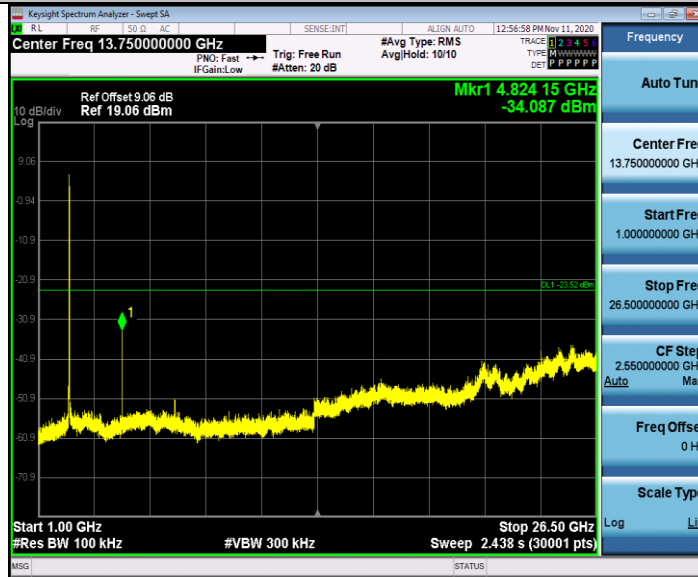
TestMode	Antenna	Channel	FreqRange [Mhz]	RefLevel [dBm]	Result [dBm]	Limit [dBm]	Verdict
11B	Ant1	2412	Reference	6.48	6.48	---	PASS
			30~1000	30~1000	-56.366	<=-23.519	PASS
			1000~26500	1000~26500	-34.087	<=-23.519	PASS
		2437	Reference	6.94	6.94	---	PASS
			30~1000	30~1000	-56.859	<=-23.056	PASS
			1000~26500	1000~26500	-33.445	<=-23.056	PASS
		2462	Reference	7.10	7.10	---	PASS
			30~1000	30~1000	-56.575	<=-22.901	PASS
			1000~26500	1000~26500	-33.732	<=-22.901	PASS
11G	Ant1	2412	Reference	5.12	5.12	---	PASS
			30~1000	30~1000	-56.335	<=-24.88	PASS
			1000~26500	1000~26500	-38.02	<=-24.88	PASS
		2437	Reference	4.37	4.37	---	PASS
			30~1000	30~1000	-56.432	<=-25.628	PASS
			1000~26500	1000~26500	-36.923	<=-25.628	PASS
		2462	Reference	5.43	5.43	---	PASS
			30~1000	30~1000	-56.865	<=-24.569	PASS
			1000~26500	1000~26500	-37.427	<=-24.569	PASS
11N20SISO	Ant1	2412	Reference	5.24	5.24	---	PASS
			30~1000	30~1000	-56.931	<=-24.762	PASS
			1000~26500	1000~26500	-37.548	<=-24.762	PASS
		2437	Reference	5.71	5.71	---	PASS
			30~1000	30~1000	-56.815	<=-24.289	PASS
			1000~26500	1000~26500	-37.682	<=-24.289	PASS
		2462	Reference	4.80	4.80	---	PASS
			30~1000	30~1000	-57.016	<=-25.203	PASS
			1000~26500	1000~26500	-36.706	<=-25.203	PASS
11N40SISO	Ant1	2422	Reference	-0.78	-0.78	---	PASS
			30~1000	30~1000	-57.58	<=-30.782	PASS
			1000~26500	1000~26500	-38.019	<=-30.782	PASS

		2437	Reference	-0.63	-0.63	---	PASS
			30~1000	30~1000	-56.733	<=-30.629	PASS
			1000~26500	1000~26500	-36.62	<=-30.629	PASS
		2452	Reference	-0.39	-0.39	---	PASS
			30~1000	30~1000	-57.201	<=-30.385	PASS
			1000~26500	1000~26500	-36.764	<=-30.385	PASS

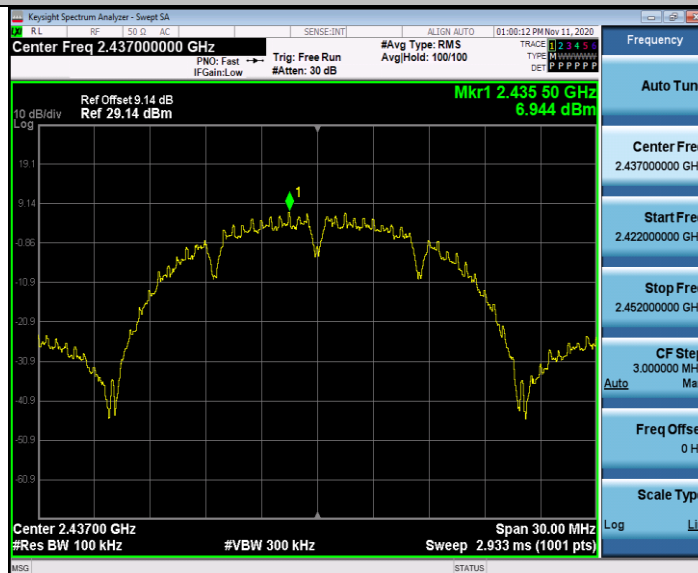
Test Graphs



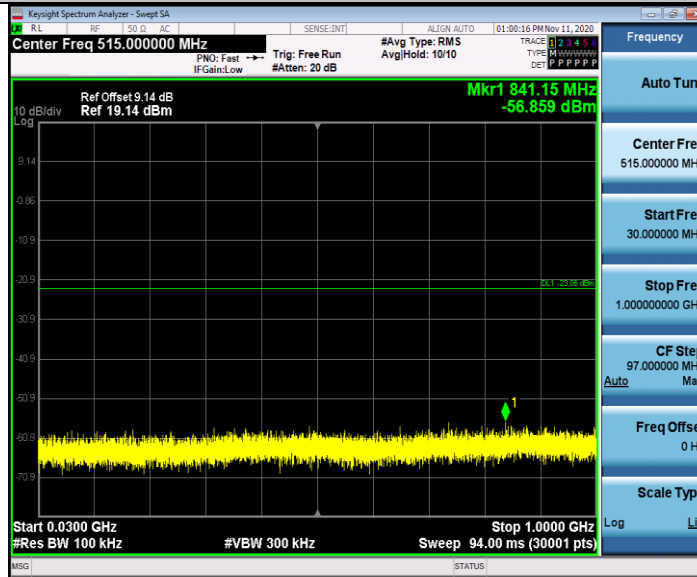
11B_Ant1_2412_1000~26500



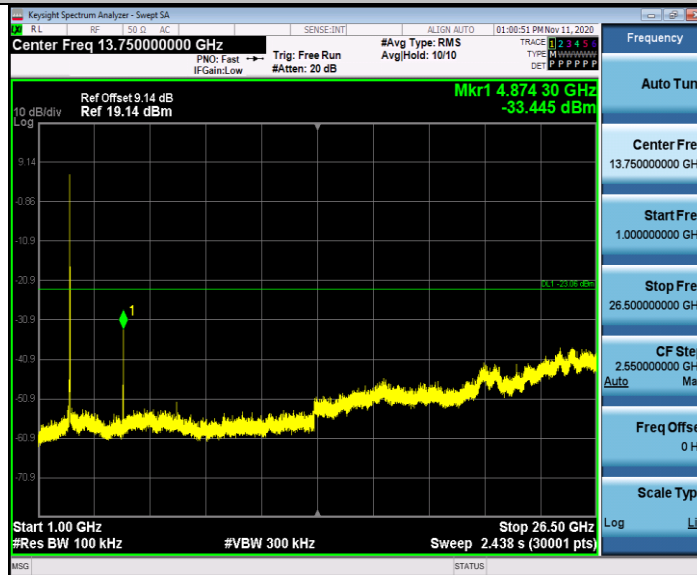
11B_Ant1_2437_0~Reference



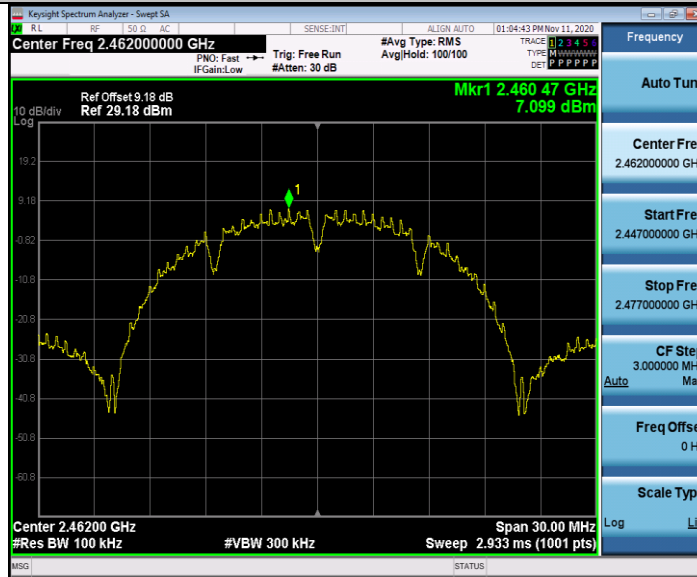
11B_Ant1_2437_30~1000



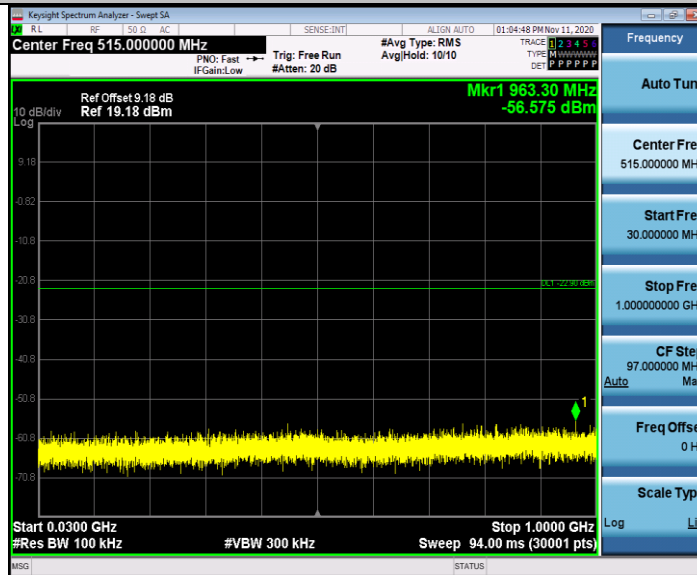
11B_Ant1_2437_1000~26500



11B_Ant1_2462_0~Reference



11B_Ant1_2462_30~1000



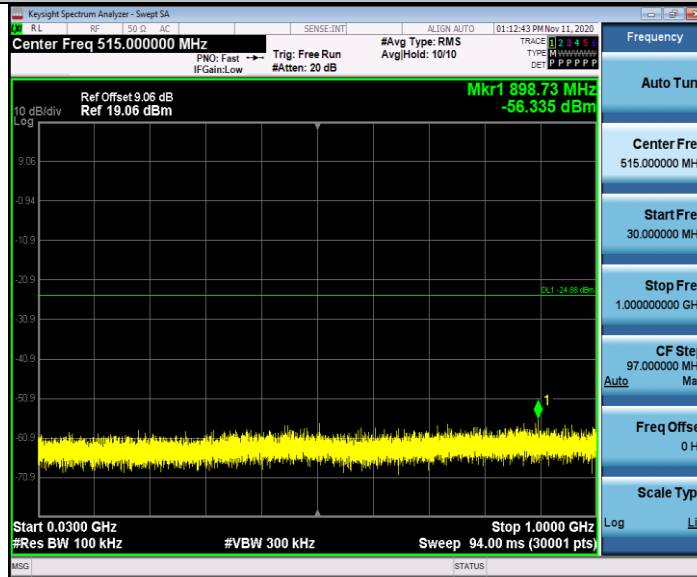
11B_Ant1_2462_1000~26500



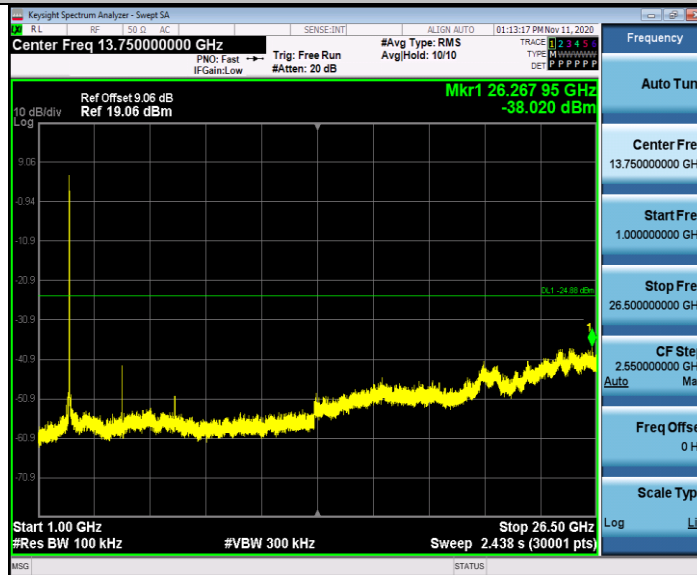
11G_Ant1_2412_0~Reference



11G_Ant1_2412_30~1000



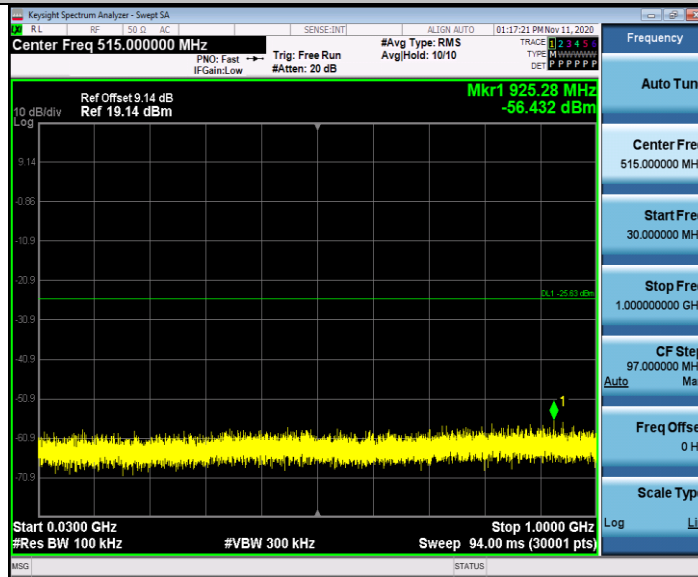
11G_Ant1_2412_1000~26500



11G_Ant1_2437_0~Reference



11G_Ant1_2437_30~1000



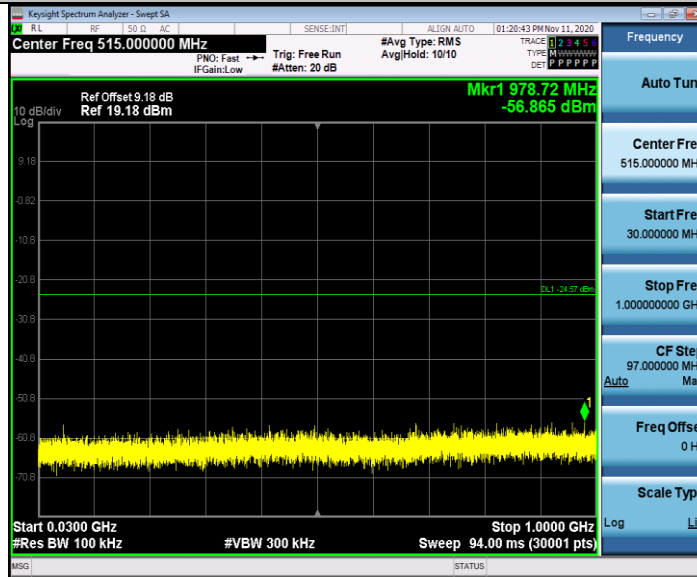
11G_Ant1_2437_1000~26500



11G_Ant1_2462_0~Reference



11G_Ant1_2462_30~1000



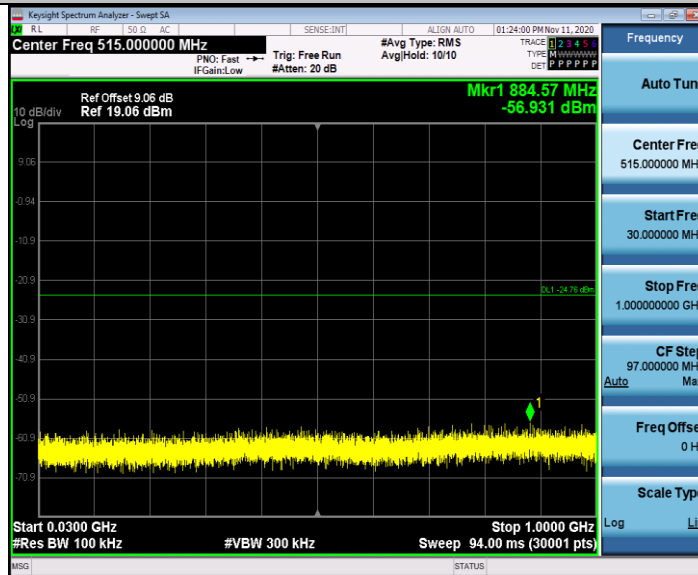
11G_Ant1_2462_1000~26500



11N20SISO_Ant1_2412_0~Reference



11N20SISO_Ant1_2412_30~1000



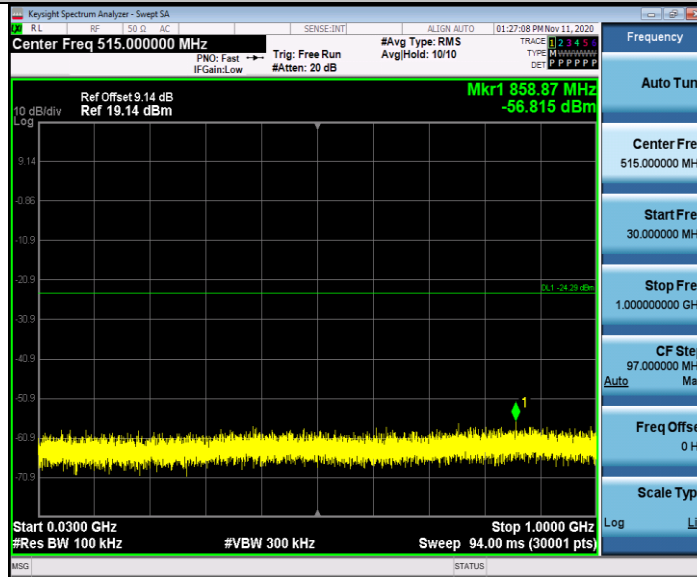
11N20SISO_Ant1_2412_1000~26500



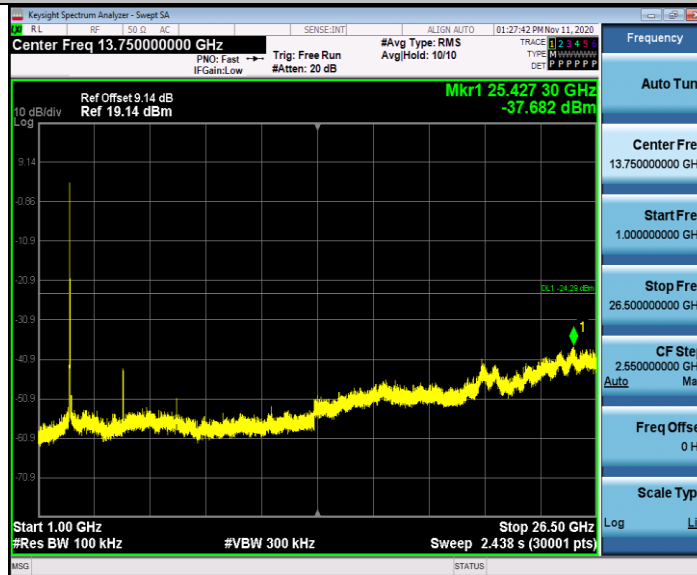
11N20SISO_Ant1_2437_0~Reference



11N20SISO_Ant1_2437_30~1000



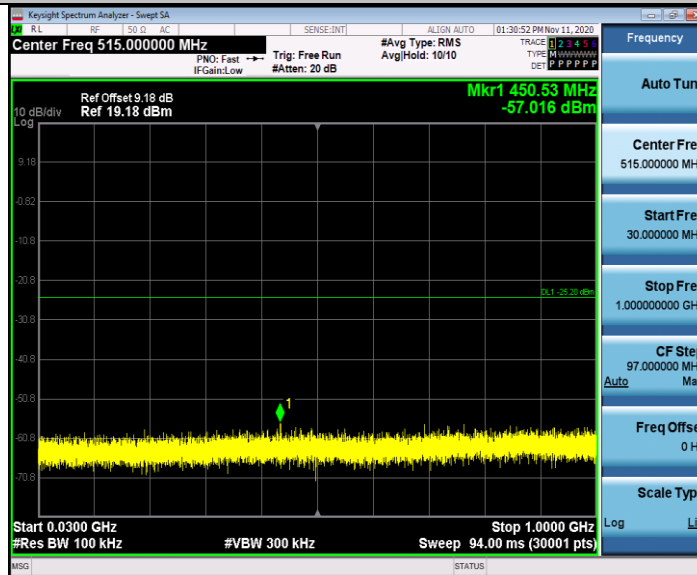
11N20SISO_Ant1_2437_1000~26500



11N20SISO_Ant1_2462_0~Reference



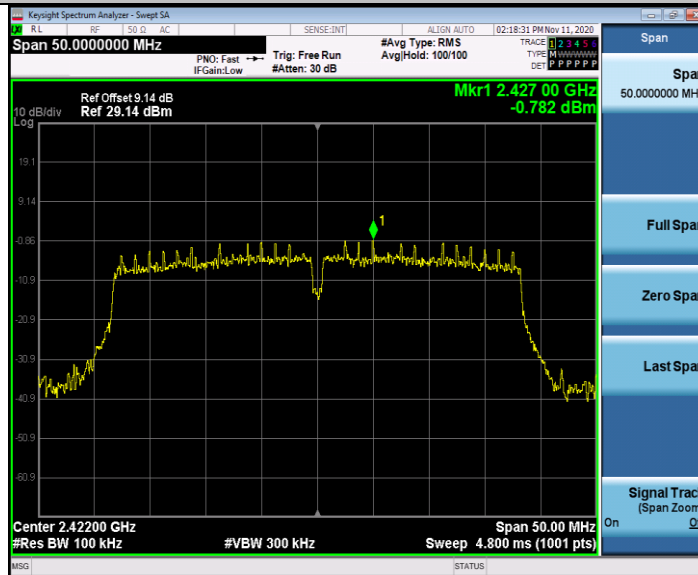
11N20SISO_Ant1_2462_30~1000



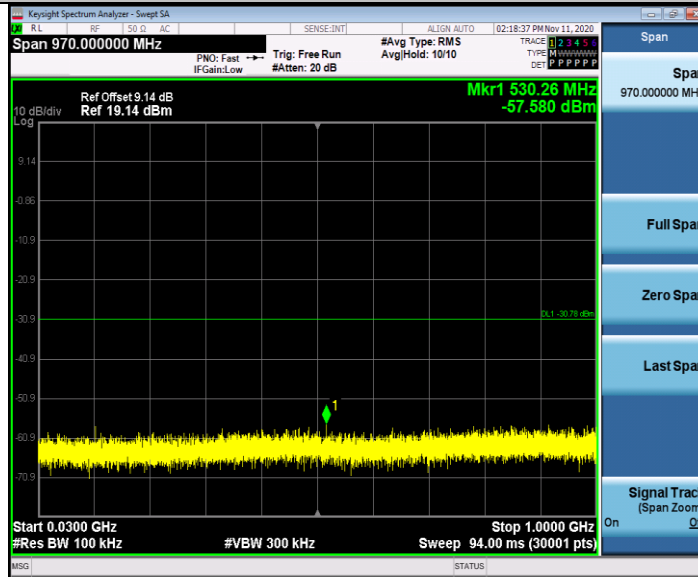
11N20SISO_Ant1_2462_1000~26500



11N40SISO_Ant1_2422_0~Reference



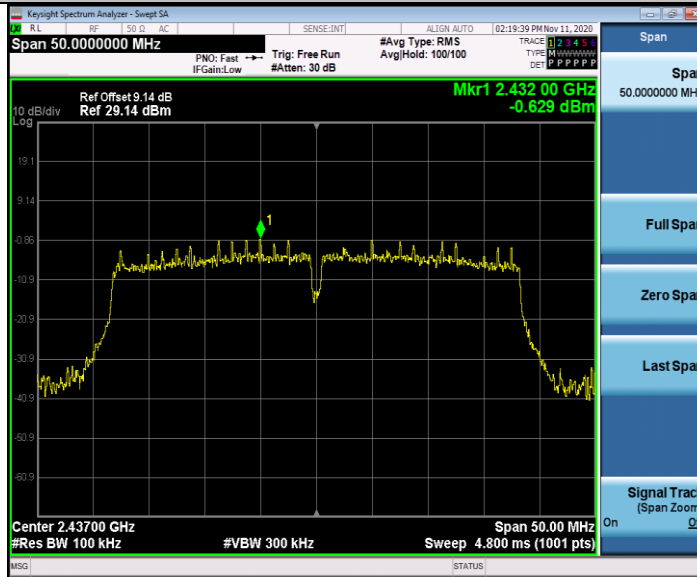
11N40SISO_Ant1_2422_30~1000



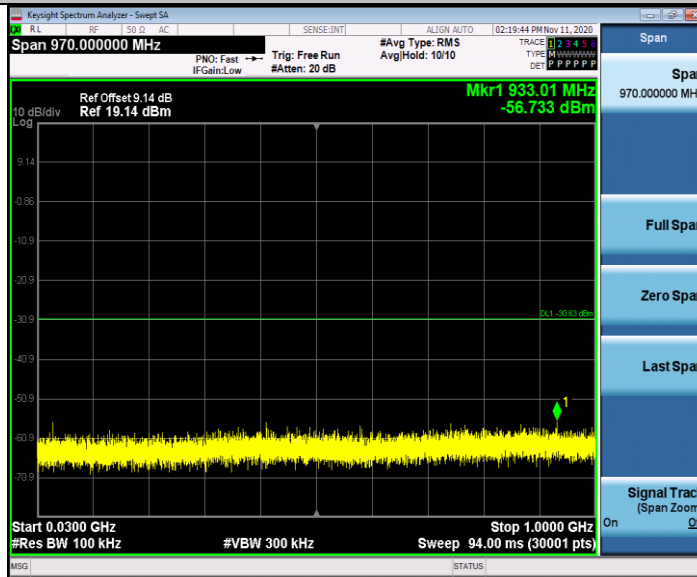
11N40SISO_Ant1_2422_1000~26500



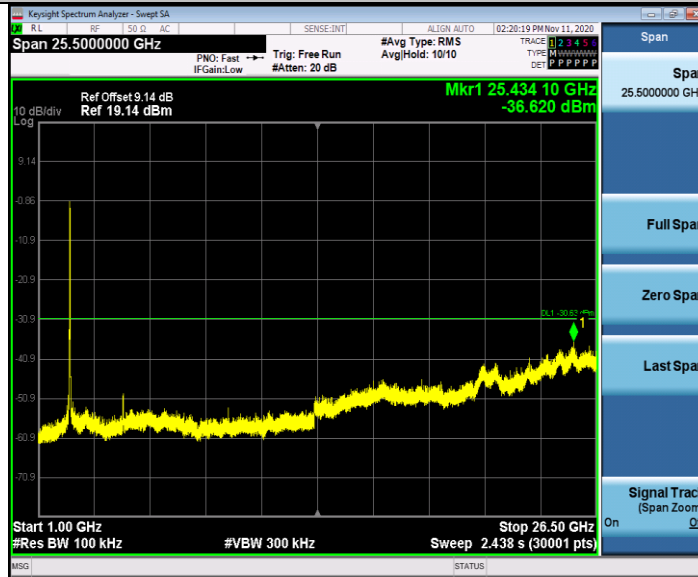
11N40SISO_Ant1_2437_0~Reference



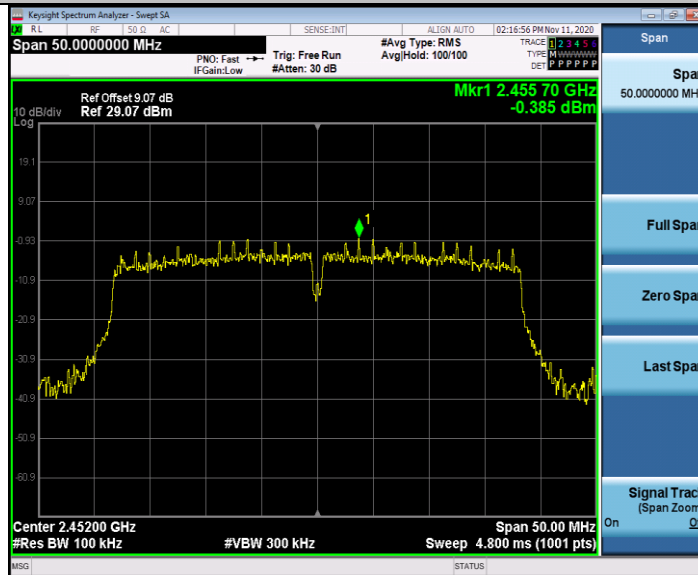
11N40SISO_Ant1_2437_30~1000



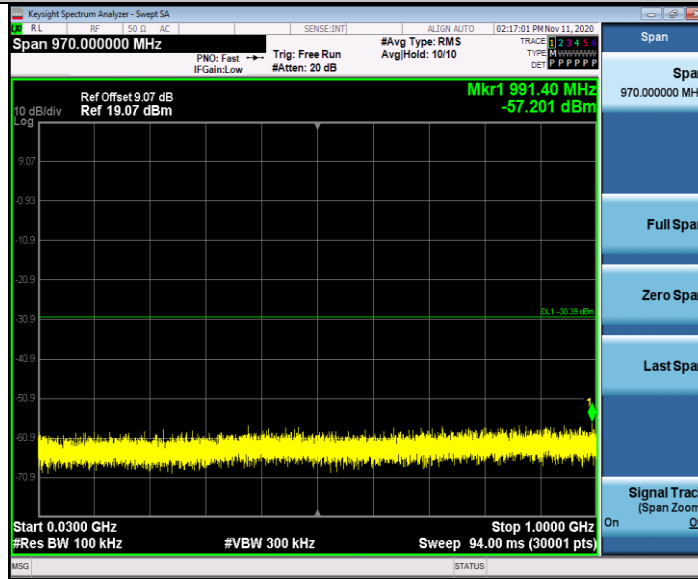
11N40SISO_Ant1_2437_1000~26500



11N40SISO_Ant1_2452_0~Reference



11N40SISO_Ant1_2452_30~1000



11N40SISO_Ant1_2452_1000~26500



Appendix H: Setup Photographs




Fig. 1 Radiated emission setup photo(Below 30MHz)




Fig. 2 Radiated emission setup photo(30MHz-1GHz)




Fig. 3 Radiated emission setup photo(Above 1GHz)




Fig. 4 Power line conducted emission setup photo

-----End of the report-----