

Appendix G: Setup Photographs




Fig. 1 Radiated emission setup photo(Below 30MHz)




Fig. 2 Radiated emission setup photo(30MHz-1GHz)




Fig. 3 Radiated emission setup photo(Above 1GHz)



Fig. 4 Power line conducted emission setup photo

-----End of the report-----