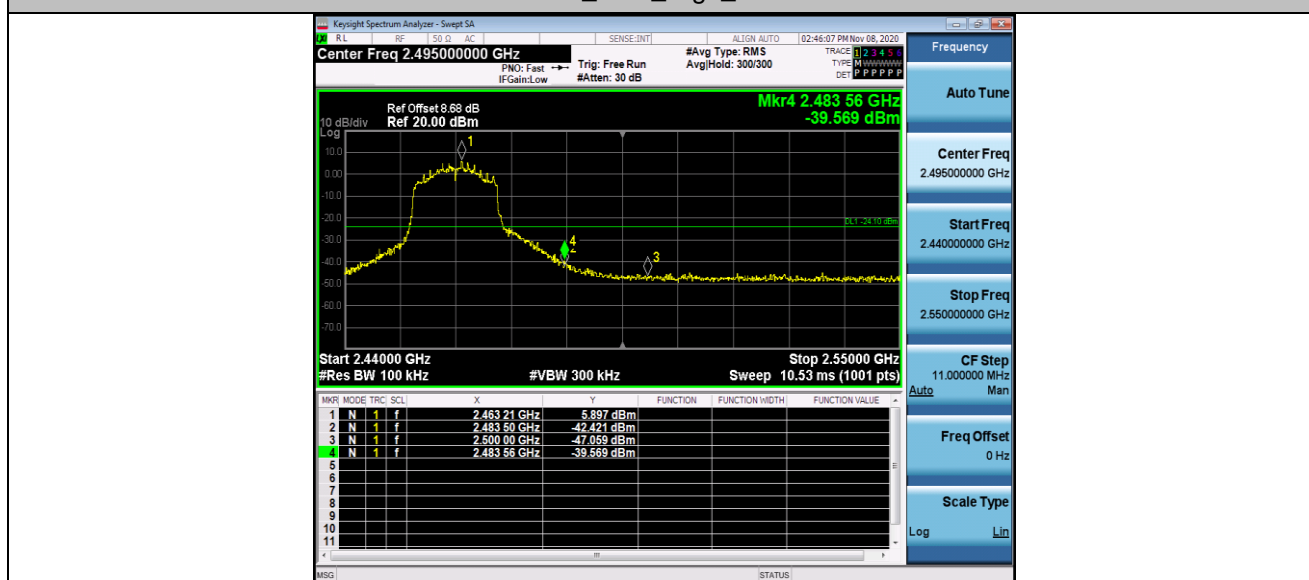
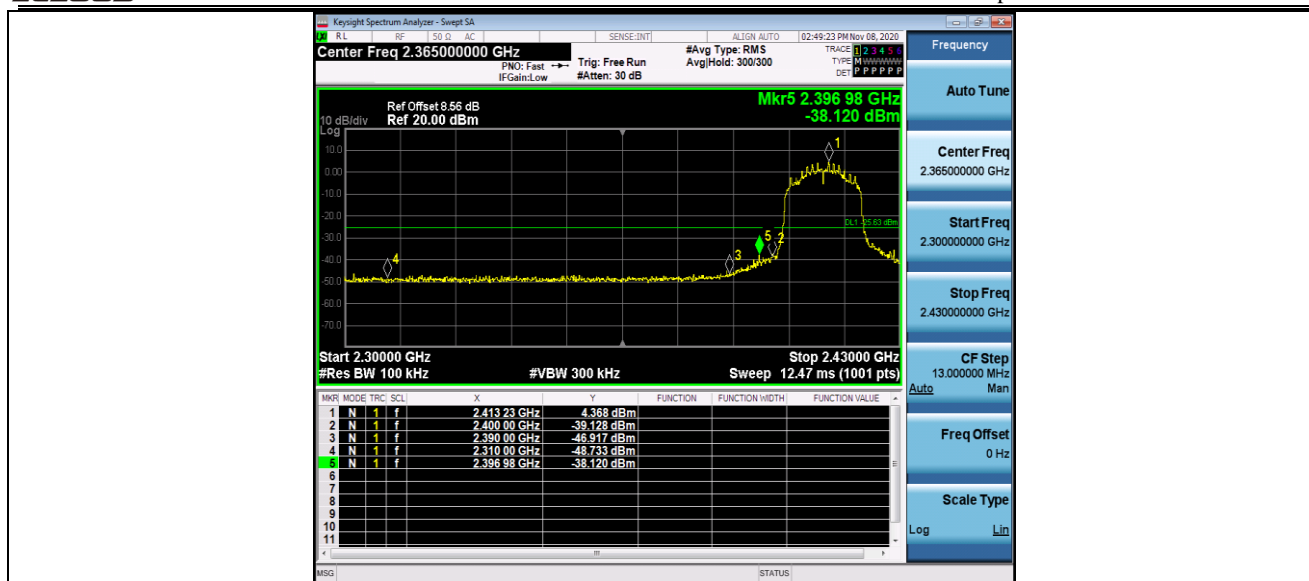


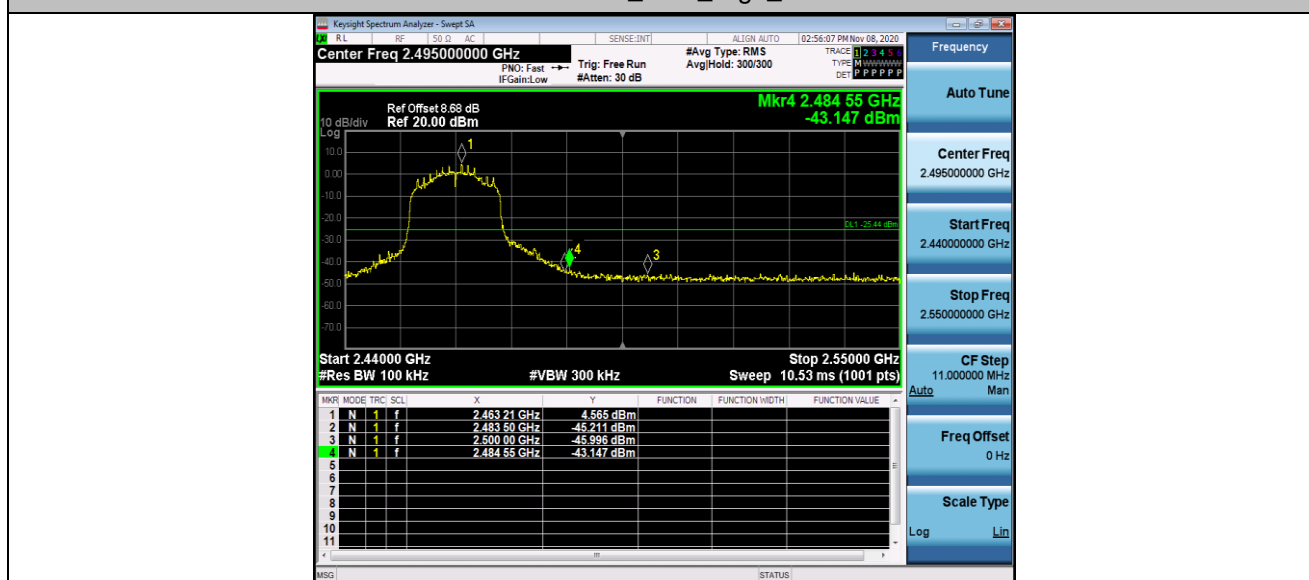
11G_Ant1_High_2462



11N20SISO_Ant1_Low_2412



11N20SISO_Ant1_High_2462



11N40SISO_Ant1_Low_2422



11N40SISO_Ant1_High_2452



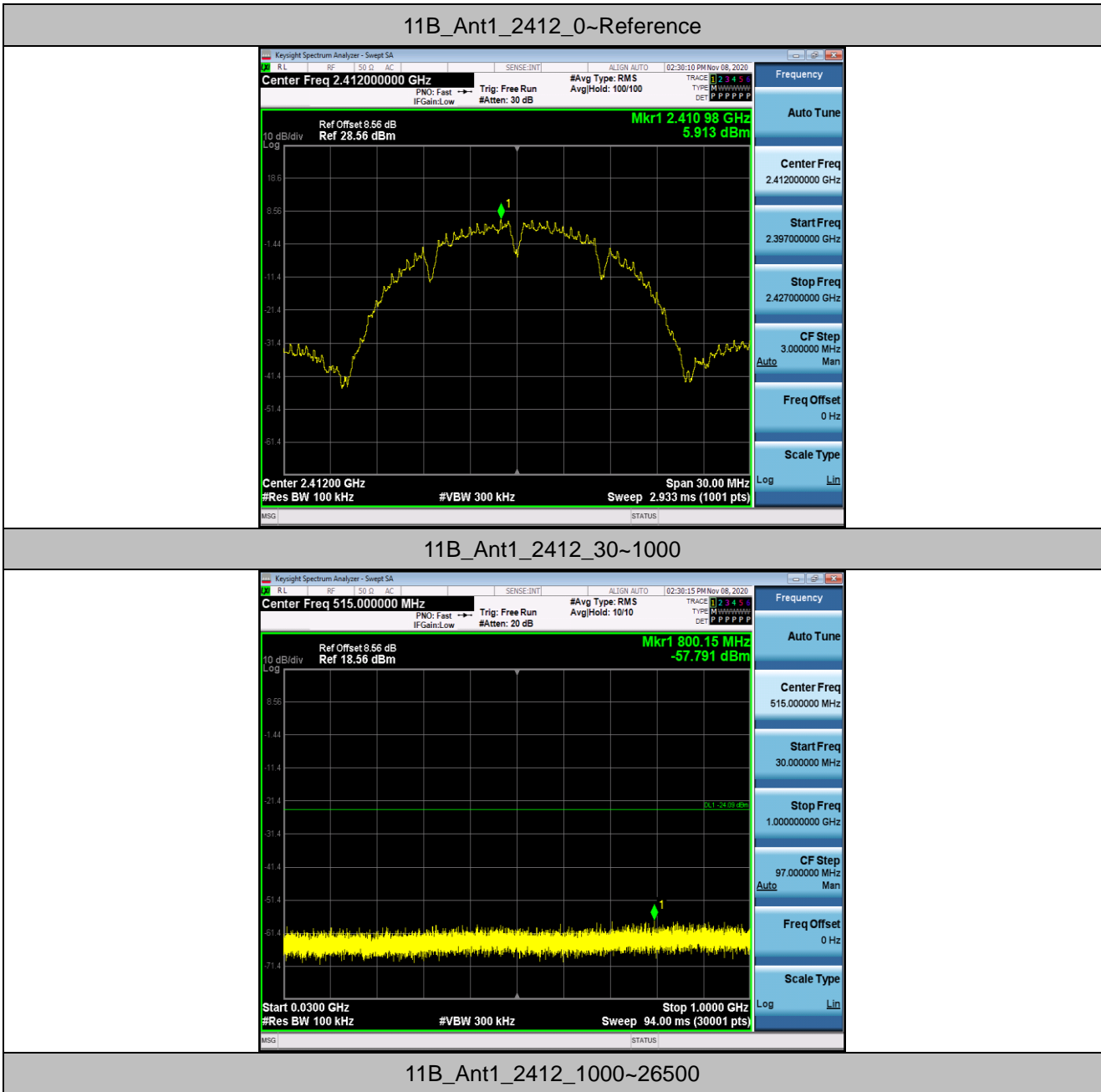
Appendix G: Conducted Spurious Emission

Test Result

TestMode	Antenna	Channel	FreqRange [Mhz]	RefLevel [dBm]	Result [dBm]	Limit [dBm]	Verdict
11B	Ant1	2412	Reference	5.91	5.91	---	PASS
			30~1000	30~1000	-57.791	<=-24.087	PASS
			1000~26500	1000~26500	-37.82	<=-24.087	PASS
		2437	Reference	7.12	7.12	---	PASS
			30~1000	30~1000	-57.291	<=-22.882	PASS
			1000~26500	1000~26500	-37.346	<=-22.882	PASS
		2462	Reference	7.07	7.07	---	PASS
			30~1000	30~1000	-57.854	<=-22.927	PASS
			1000~26500	1000~26500	-37.978	<=-22.927	PASS
11G	Ant1	2412	Reference	5.24	5.24	---	PASS
			30~1000	30~1000	-58.081	<=-24.763	PASS
			1000~26500	1000~26500	-37.446	<=-24.763	PASS
		2437	Reference	5.47	5.47	---	PASS
			30~1000	30~1000	-57.582	<=-24.53	PASS
			1000~26500	1000~26500	-38.501	<=-24.53	PASS
		2462	Reference	5.70	5.70	---	PASS
			30~1000	30~1000	-57.385	<=-24.303	PASS
			1000~26500	1000~26500	-37.752	<=-24.303	PASS
11N20SISO	Ant1	2412	Reference	2.97	2.97	---	PASS
			30~1000	30~1000	-57.529	<=-27.032	PASS
			1000~26500	1000~26500	-38.654	<=-27.032	PASS
		2437	Reference	4.27	4.27	---	PASS
			30~1000	30~1000	-56.26	<=-25.733	PASS
			1000~26500	1000~26500	-37.777	<=-25.733	PASS
		2462	Reference	3.42	3.42	---	PASS
			30~1000	30~1000	-56.965	<=-26.583	PASS
			1000~26500	1000~26500	-38.243	<=-26.583	PASS
11N40SISO	Ant1	2422	Reference	1.78	1.78	---	PASS
			30~1000	30~1000	-56.704	<=-28.223	PASS
			1000~26500	1000~26500	-37.082	<=-28.223	PASS

		2437	Reference	1.25	1.25	---	PASS
			30~1000	30~1000	-56.677	<=-28.748	PASS
			1000~26500	1000~26500	-37.712	<=-28.748	PASS
		2452	Reference	1.68	1.68	---	PASS
			30~1000	30~1000	-56.72	<=-28.323	PASS
			1000~26500	1000~26500	-38.253	<=-28.323	PASS

Test Graphs

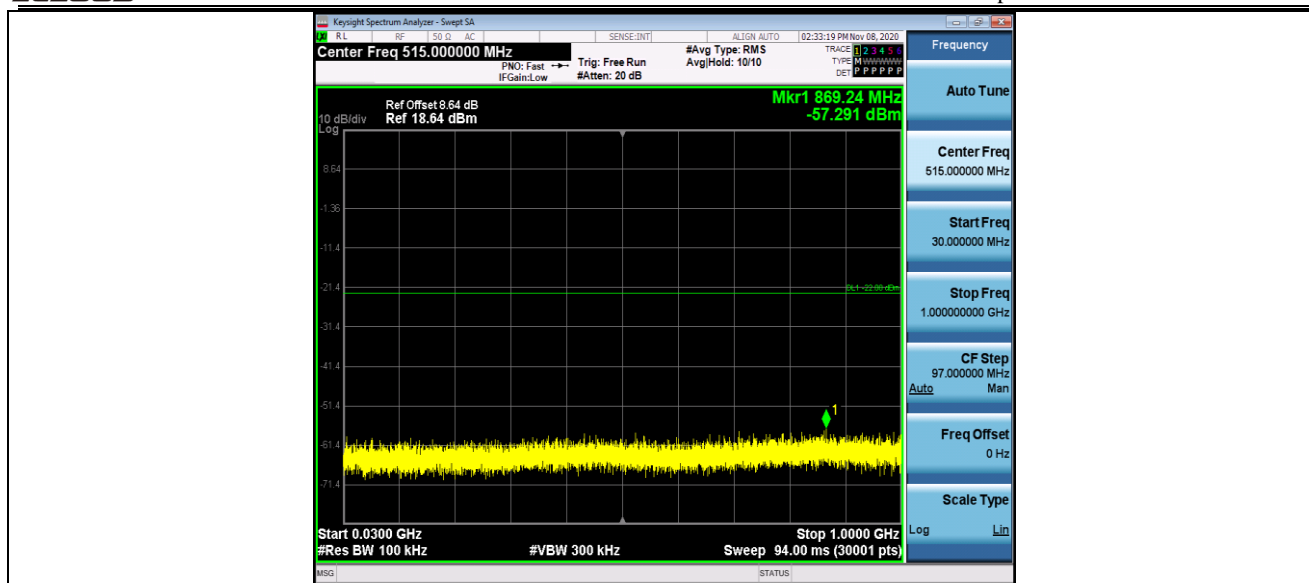




11B_Ant1_2437_0~Reference



11B_Ant1_2437_30~1000



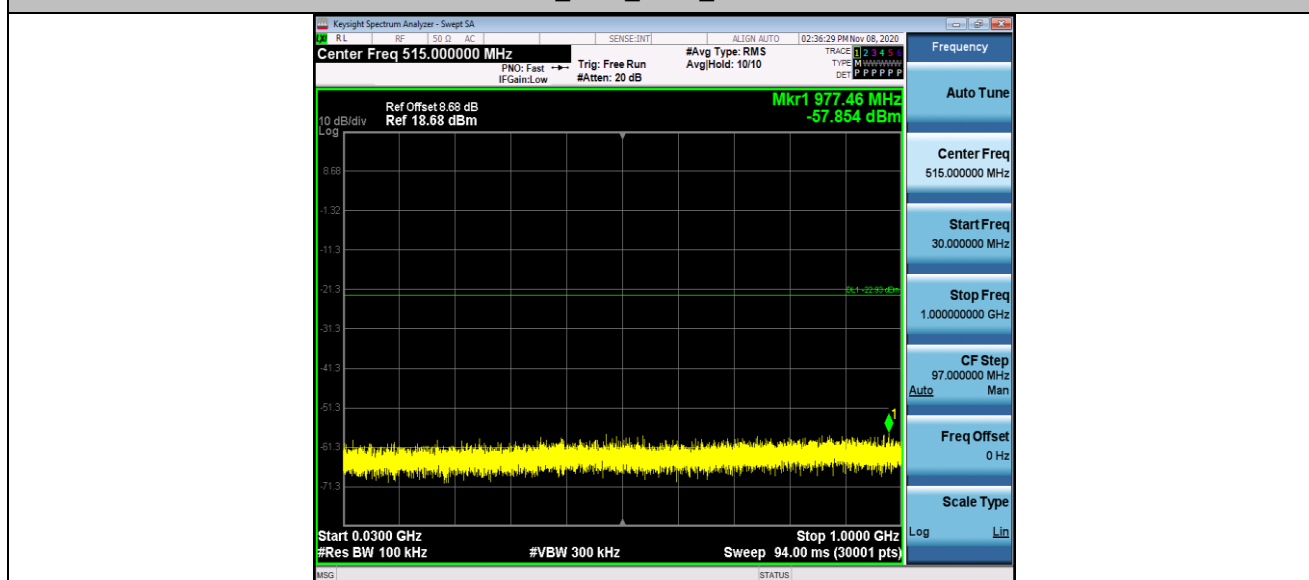
11B_Ant1_2437_1000~26500



11B_Ant1_2462_0~Reference



11B_Ant1_2462_30~1000



11B_Ant1_2462_1000~26500



11G_Ant1_2412_0~Reference



11G_Ant1_2412_30~1000



11G_Ant1_2412_1000~26500



11G_Ant1_2437_0~Reference



11G_Ant1_2437_30~1000



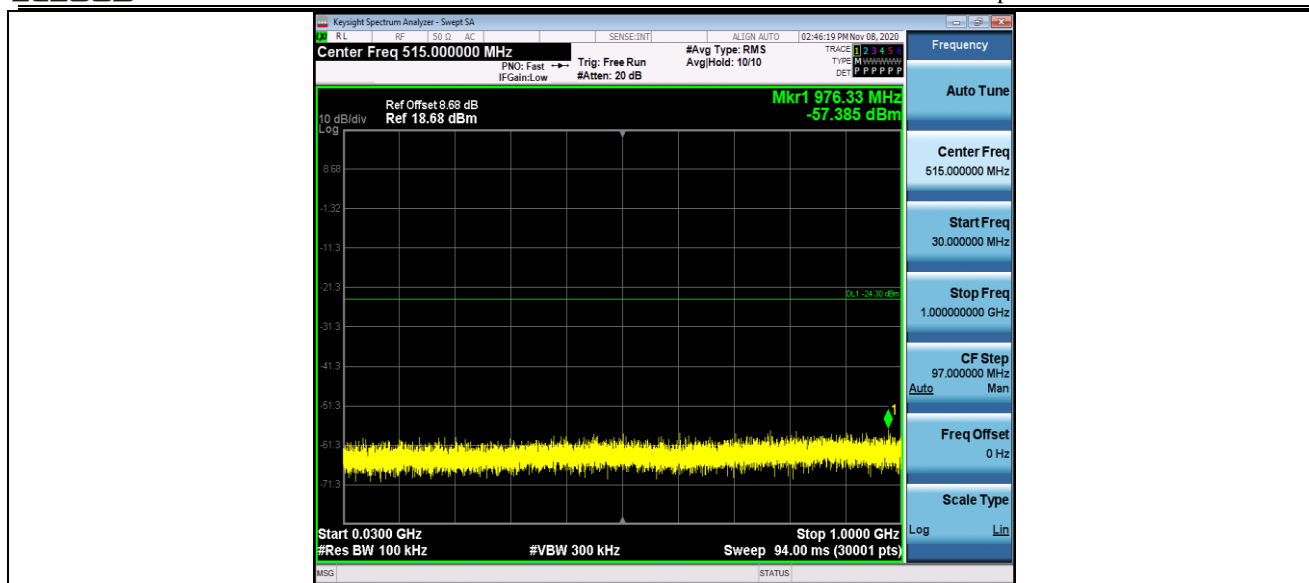
11G_Ant1_2437_1000~26500



11G_Ant1_2462_0~Reference



11G_Ant1_2462_30~1000



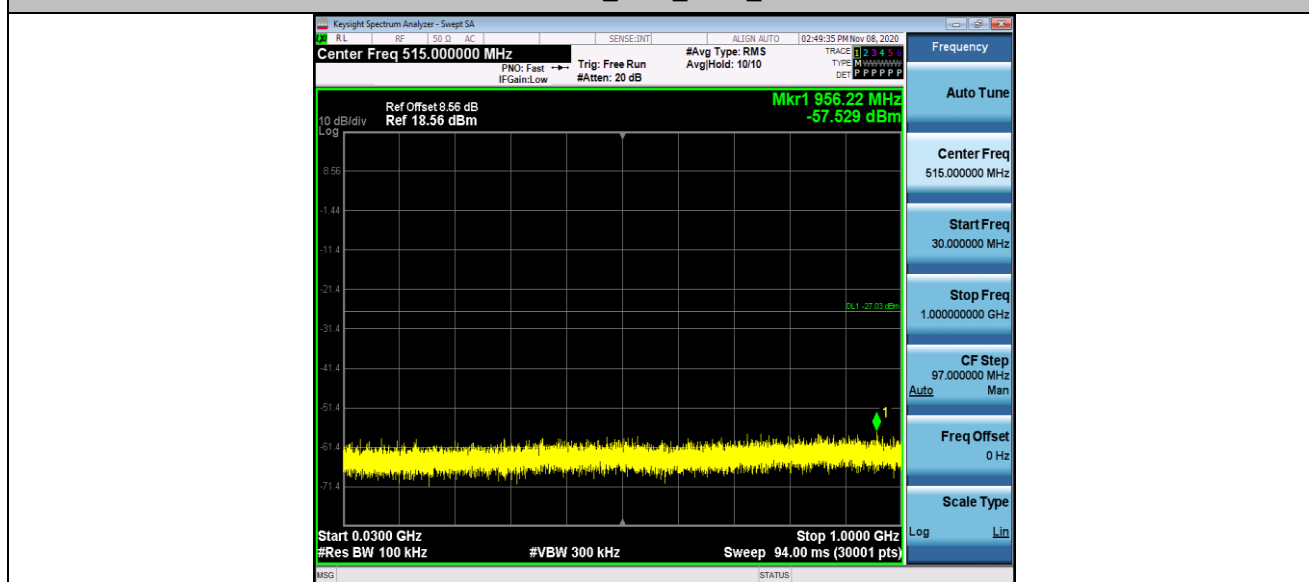
11G_Ant1_2462_1000-26500



11N20SISO_Ant1_2412_0-Reference



11N20SISO_Ant1_2412_30~1000



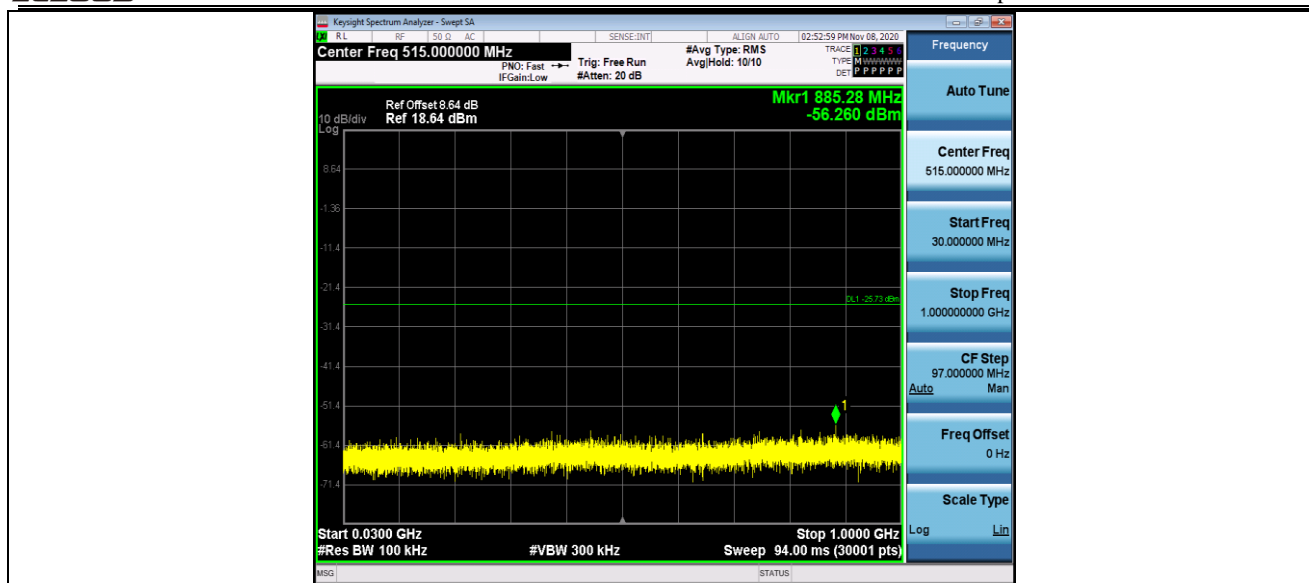
11N20SISO_Ant1_2412_1000~26500



11N20SISO_Ant1_2437_0~Reference



11N20SISO_Ant1_2437_30~1000



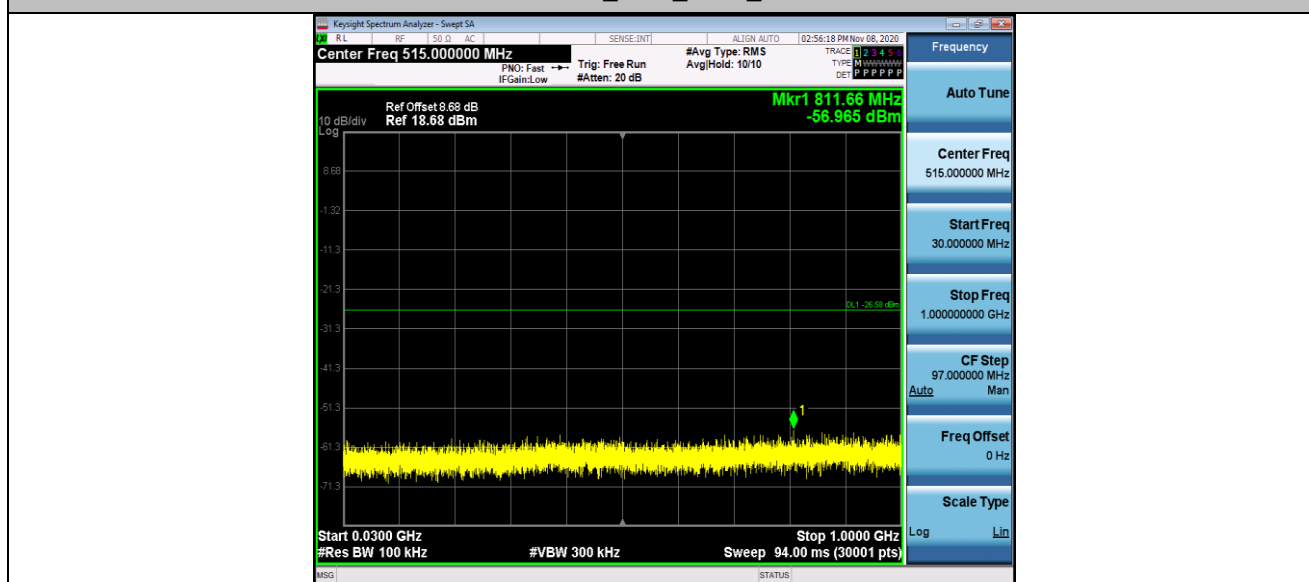
11N20SISO_Ant1_2437_1000~26500



11N20SISO_Ant1_2462_0~Reference



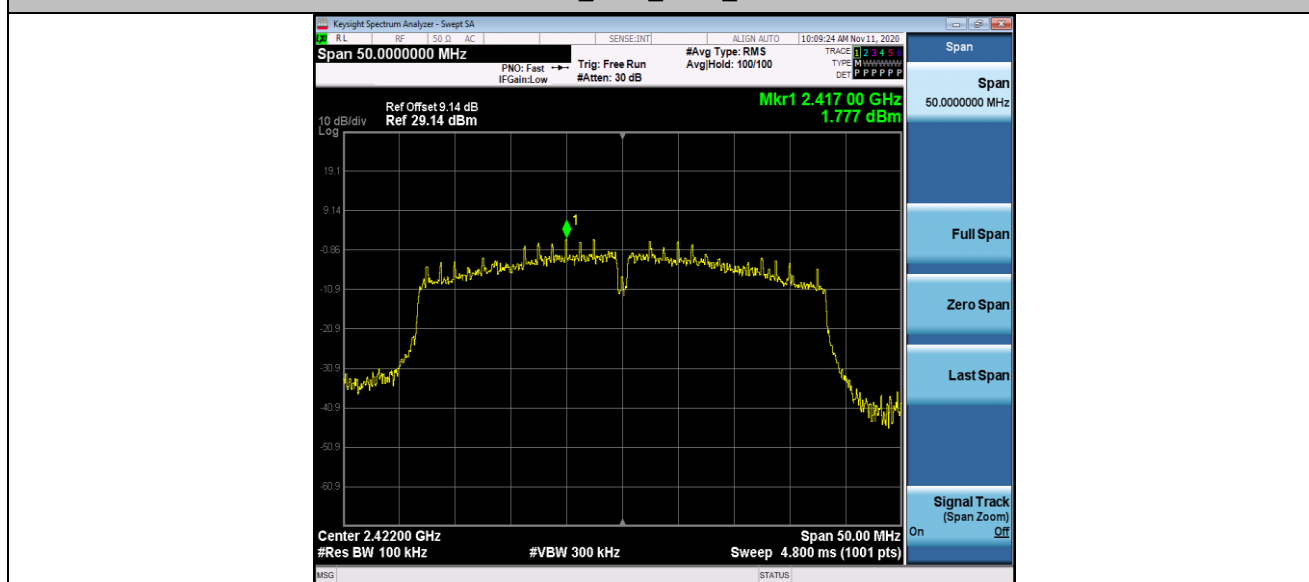
11N20SISO_Ant1_2462_30~1000



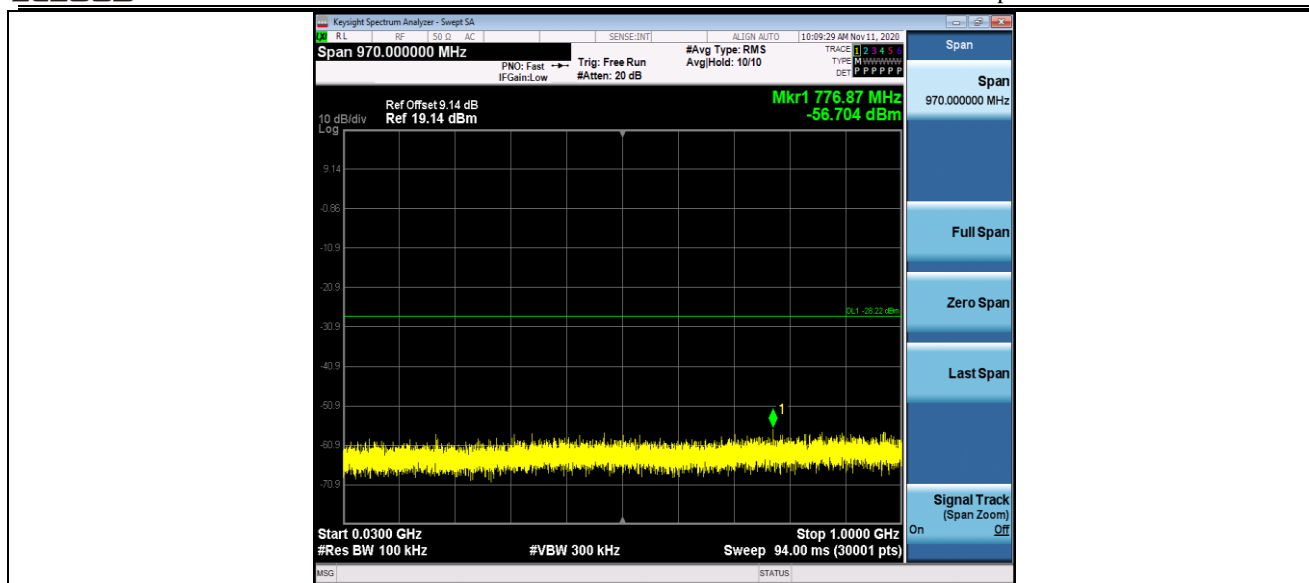
11N20SISO_Ant1_2462_1000~26500



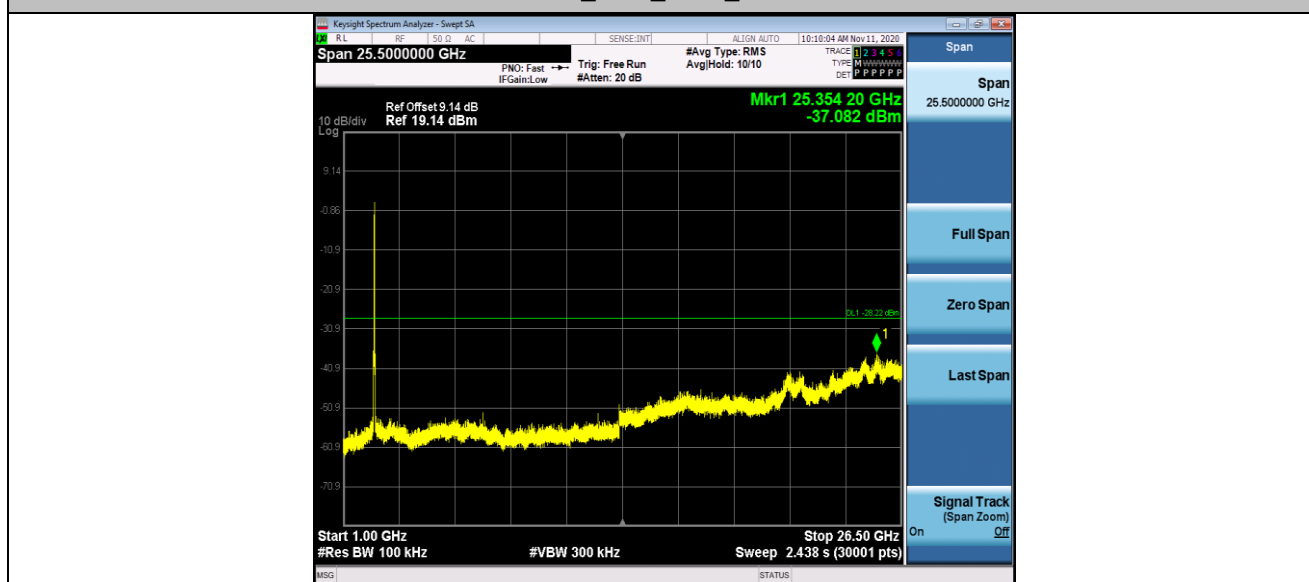
11N40SISO_Ant1_2422_0~Reference



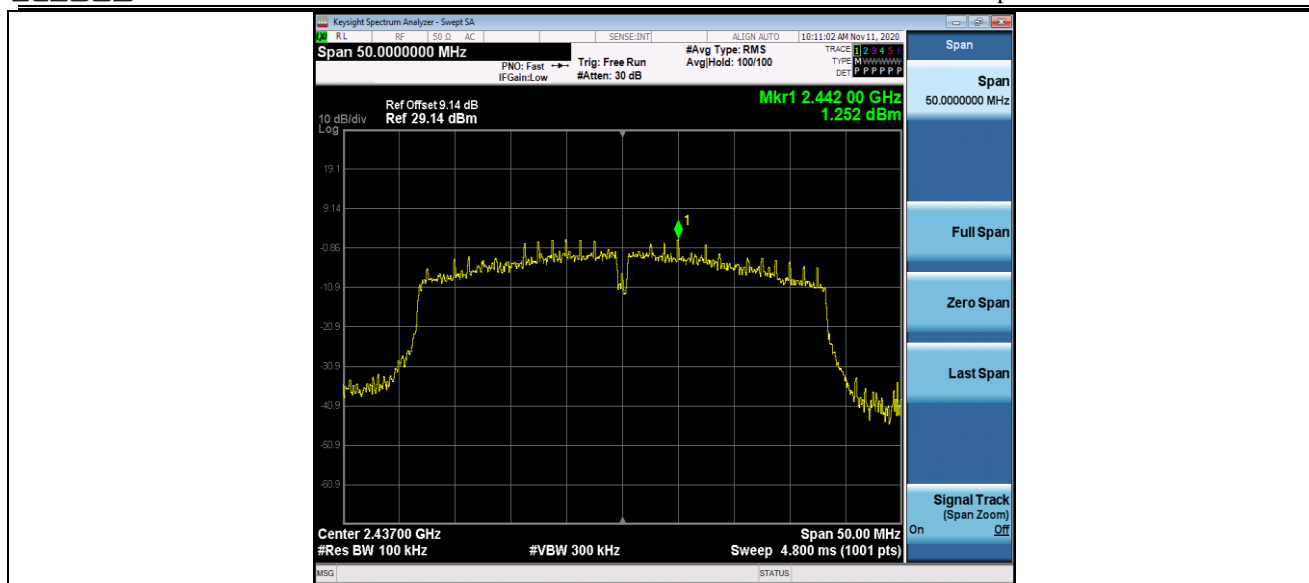
11N40SISO_Ant1_2422_30~1000



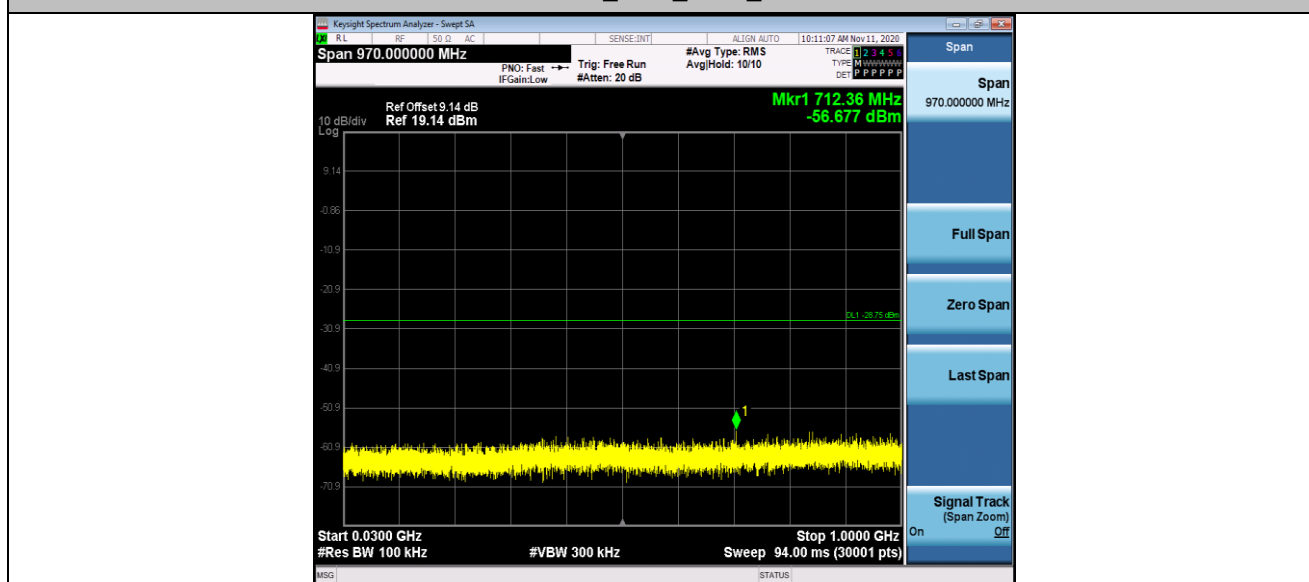
11N40SISO_Ant1_2422_1000~26500



11N40SISO_Ant1_2437_0~Reference



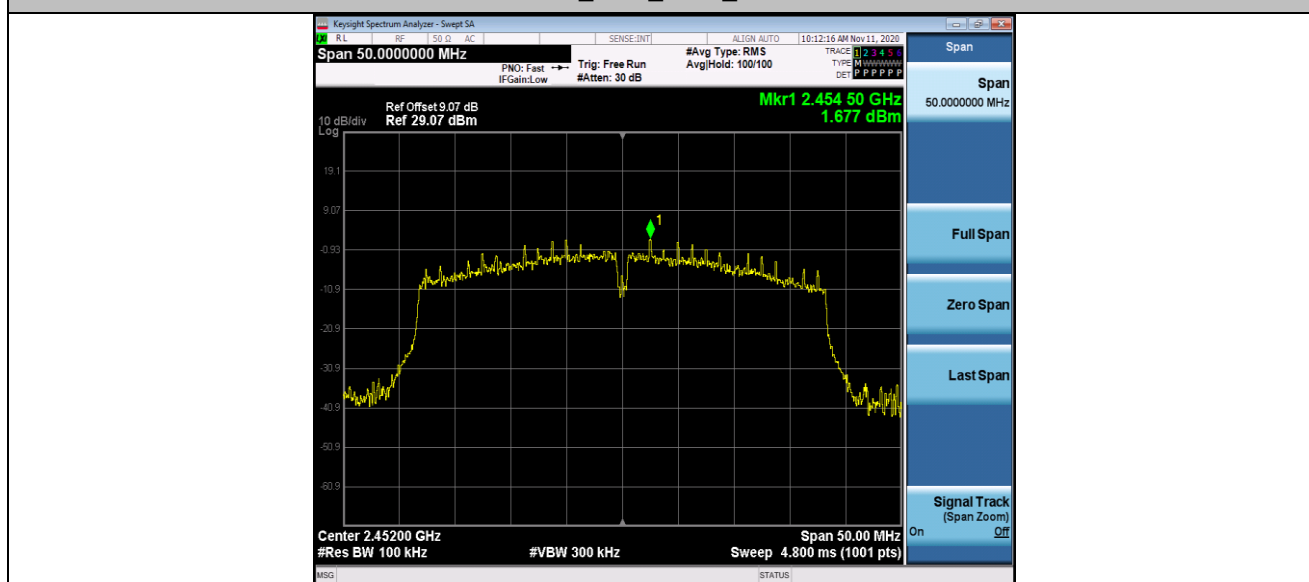
11N40SISO_Ant1_2437_30~1000



11N40SISO_Ant1_2437_1000~26500



11N40SISO_Ant1_2452_0~Reference



11N40SISO_Ant1_2452_30~1000



11N40SISO_Ant1_2452_1000~26500



Appendix H: Setup Photographs




Fig. 1 Radiated emission setup photo(Below 30MHz)




Fig. 2 Radiated emission setup photo(30MHz-1GHz)




Fig. 3 Radiated emission setup photo(Above 1GHz)




Fig. 4 Power line conducted emission setup photo

-----End of the report-----