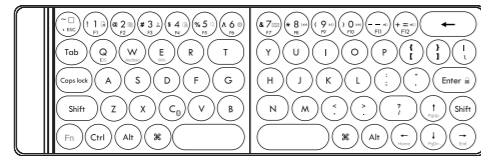


35cm

正面

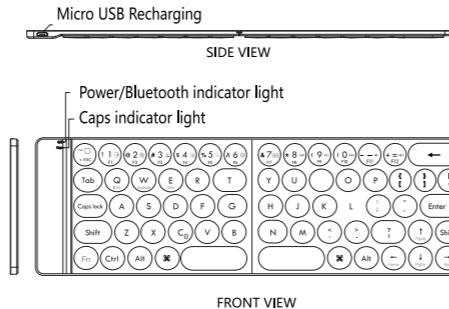
10cm

MINI FOLDABLE KEYBOARD
MANUAL



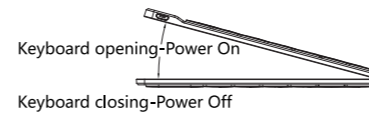
Introduction:

BT21 MINI Wireless Foldable Keyboard, with full-size alphanumeric keys, middle low and high round structure keycap brings you wonderful typing feeling. Compatible with iOS / Android / Windows system.



Keyboard ON/OFF:

Keyboard adopts sensitive induction feature, ie. keyboard automatically wake up at opening and shut down at closing.



Pairing connection:

First, when keyboard opened, blue LED on, Press FN+C key, then blue LED flashing, keyboard under pairing.

Second, ON Bluetooth on your device (tablet) and searching for device, and find BT21 keyboard, then select and connect. If connection successful, blue LED ON.

LED indication

1. Pairing: When keyboard switch on, blue LED will be turned off after 3s. When keyboard pairing, blue LED flashing.

Charging: Red LED flashing if battery flat, Red LED ON while charging. Red LED off after full charging.

2. Caps Lock LED- Press "CAPS lock" key to toggle between "Uppercase" and "Lowercase", LED on if Uppercase.

Keyboard Operation System:

Keyboard and target device well paired, For some purpose functional keys it needs to press FN+Multi-purpose keys to match its Operation System, ie. if target Android device, select FN+Android column Key, otherwise, some function keys won't work.

FN -Function Key:

FN key must correspond to keys that has the same color of FN key (Table below is Android system functions matching Samsung tablets, however, there's little difference for other brands)

FN+ Multi-purpose key	iOS	Android	Windows
	Pairing	Pairing	Pairing
	iOS	-	-
	-	Android	-
	-	-	Windows
	Home page	Home page	ESC
	All selection	All selection	F1
	Copy	Copy	F2
	Cut	Cut	F3
	Paste	Paste	F4
	Search	Search	F5
	Shift input method	Shift input method	F6
	On/off keyboard	On/off keyboard	F7
	Previous	Previous	F8
	Play/Pause	Play/Pause	F9

反面

FN+ Multi-purpose key	iOS	Android	Windows
	Next	Next	F10
	Volume down	Volume down	F11
	Volume up	Volume up	F12
	Delete	Delete	Delete
	Lock	Lock	Lock
	Page up	Page up	Page up
	Page down	Page down	Page down
	Begin Line	Begin Line	Begin Line
	End of Line	End of Line	End of Line

Specification

Model: BT21 Input: 5V=100mA
 Name: Mini Foldable Keyboard Bluetooth: 4.2 Class 2
 Pair Name: BT21 keyboard Recharging Time: 2hr
 Size: 296.2×94.5×5.3mm Effective range: 10 m
 Operation Time: 85 hr Standby Time: 120 days
 Operation Temperature: -10 ~ +60°C
 Storage Temperature: -40 ~ +65 °C
 Battery capacity: 120mAh/3.7V/0.444Wh

POWER Energy-saving mode

Keyboard idle 10 minutes, it enters Sleeping mode, Blue LED off. When press any key in 3s, wake up and Blue LED on.

Recharging:

When battery flat, Red LED flashing and waiting for recharging.
 First, Connect MICRO USB to keyboard and other end to USB power adaptor.
 Second, Red LED on while recharging and off at full.

NOTE:

- Here you're some hints that to avoid risk of electric shock, fire and keyboard device damage.
1. Stay away from sharp objects
 2. Do not put heavy objects on keyboard
 3. Do not put in microwave oven
 4. Do not hard press or twist the keyboard
 5. Stay away from oil, chemicals, or other dangerous liquids
 6. Clean keyboard case by water or alcohol.

FAQ

(A) If not be connected or intermittent at using, please try:
 1. Ensure keyboard is within 10 meters to the target device.
 2. Make sure it is paired. If not, pair it.
 3. If keyboard pairing unsuccessful, delete name of the connected device and pair it.
 4. Check battery not flat, or recharge it.

(B) Keyboard not be charged.

1. Make sure USB charging cable is properly connected to keyboard and USB power adaptor.
2. And USB power adaptor is well connected to the power supply.

(C) Caps Lock iOS system malfunction: iOS 10 or after, Caps Lock malfunction, Input Method instead. It's ok if iOS 9.

Ans: iOS10 or after, it's Input Method by default, here is step to have it uppercase/lowercase function: Setting(iOS) > General> Keyboard> Enable Caps lock (off)

(D) Multimedia function keys not be used after iOS 10 but ok iOS 9.

Ans: To have multimedia functions iOS 10 or after, open music player first, then press correspond multimedia key. (Previous, Playback Pause, Next, Stop, are multimedia keys.)

Caution: The user is cautioned that changes or modifications not expressly approved by the party responsible for compliance could void the user's authority to operate the equipment.

This device complies with Part 15 of the FCC Rules. Operation is subject to the following two conditions: (1) this device may not cause harmful interference, and (2) this device must accept any interference received, including interference that may cause undesired operation.

NOTE: This equipment has been tested and found to comply with the limits for a Class B digital device, pursuant to Part 15 of the FCC Rules. These limits are designed to provide reasonable protection against harmful interference in a residential installation. This equipment generates, uses and can radiate radio frequency energy and, if not installed and used in accordance with the instructions, may cause harmful interference to radio communications. However, there is no guarantee that interference will not occur in a particular installation.

If this equipment does cause harmful interference to radio or television reception, which can be determined by turning the equipment off and on, the user is encouraged to try to correct the interference by one or more of the following measures:

- Reorient or relocate the receiving antenna.
- Increase the separation between the equipment and receiver.
- Connect the equipment into an outlet on a circuit different from that to which the receiver is connected.
- Consult the dealer or an experienced radio/TV technician for help.

FCC Radiation Exposure Statement

This equipment complies with FCC radiation exposure limits set forth for an uncontrolled environment.

This transmitter must not be co-located or operating in conjunction with any other antenna or transmitter.