

BROWN _MANUAL

종이 스노우지 100g

양면 1도 인쇄

자바라타입 접지

FCC compliance statement

This device complies with Part 15 of the FCC Rules. Operation is subject to the following two conditions: (1) this device may not cause harmful interference, and (2) this device must accept any interference received, including interference that may cause undesired operation.

changes or modifications not expressly approved by the party responsible for compliance could void the user's authority to operate the equipment.

This equipment has been tested and found to comply with the limits for a Class B digital device, pursuant to Part 15 of the FCC Rules. These limits are designed to provide reasonable protection against harmful interference in a residential installation. This equipment generates, uses and can radiate radio frequency energy and, if not installed and used in accordance with the instructions, may cause harmful interference to radio communications. However, there is no guarantee that interference will not occur in a particular installation. If this equipment does cause harmful interference to radio or television reception, which can be determined by turning the equipment off and on, the user is encouraged to try to correct the interference by one or more of the following measures:

- Reorient or relocate the receiving antenna.
- Increase the separation between the equipment and receiver.
- Connect the equipment into an outlet on a circuit different from that which the receiver is connected.
- Consult the dealer or an experienced radio/TV technician for help.

FCC Radiation Exposure statement

This equipment complies with FCC radiation exposure limits set forth for an uncontrolled environment. This equipment should be installed and operated with minimum distance 20cm between the radiator and your body. This transmitter must not be co-located or operating in conjunction with any other antenna or transmitter.

Cutting Line —

Folding Line —


BROWN FAST WIRELESS CHARGER

사용 설명서
说明书



앞면

제품 설명 产品构成



- 1 C타입 입력 단자
Type-C 充電連接
- 2 충전패드
充電墊
- 3 LED 표시등
指示燈顯示/閃動

사용 방법 使用方法

- ※QC2.0/QC3.0 고속 충전 어댑터(9V, 1.67A) 또는 2A이상의 어댑터를 사용하십시오.
- 1 C타입 케이블을 사용하여 어댑터와 패드의 C타입 단자를 연결하십시오.
- 2 LED 표시등의 교차 점등됩니다.
- 3 무선 충전을 지원하는 휴대폰을 충전 패드 위에 올려놓으십시오.
※충전 패드 중심에 정확히 위치할수록 충전 효율이 높아집니다.
- 4 충전이 정상적으로 시작되면 흰색 LED가 점등됩니다.
- 5 충전이 완료되면 청색 LED가 점등됩니다.
- ※请使用QC2.0/QC3.0快速充電适配器(9V, 1.67A)或高品质2A适配器。
- 1 请使用Type-C连接线缆连接适配器和充电垫的Type-C接口。
- 2 白色蓝色LED指示灯轮流点亮。
- 3 请将支持无线充电的手机置于充电垫之上。
- ※手机需放置于充电效率最高的位置。
- 4 白色LED指示灯点亮,表明手机已进入正常充电状态。
- 5 手机充电结束后,LED指示灯将变为青色。

제품 규격 产品配置

제품명 : BF_19_ 무선충전패드
모델명 : 8809648341184
출력 : DC 5V/2.0A, DC9V/1.67A
입력 : 10W Max
충전 효율 : ≥ 73%
충전 거리 : ≤ 8mm
재질 : PC+실리콘
중량 : 70.5g
크기 : 98 x 93 x 9 (mm)
제조국 : 중국

제품번호 : BF_布朗熊_19无线充电器
입출력 : 8809648341184
출력 : DC 5V/2.0A, DC9V/1.67A
출력 : 10W Max
충전 효율 : ≥ 73%
충전 거리 : ≤ 8mm
소재 : PC+硅胶
중량 : 70.5g
원산지 : 98 x 93 x 9 (mm)
원산지 : 中国

A/S 售后服务

customercare@linefriends.com
KR: 1544-5921

www.linefriends.com

©LINE

※ 사양페이지 뒷면 =
영문/일본의 첫페이지


BROWN FAST WIRELESS CHARGER

User Manual
説明書



뒷면

Product manual 製品説明



- 1 USB Type-C port
Type-C 포트
- 2 Pad
패드
- 3 LED indicator
LED 램프

How to use 使用方法

- ※Use a QC2.0/QC3.0 quick charge adapter (9V, 1.67A) or high-quality 2A adapter.
- 1 Connect the adapter with the pad's USB Type-C connector.
- 2 White and Blue LEDs will then flash alternately.
- 3 Place a cellphone that supports wireless charging on the charging pad.
※The cellphone must be placed at the point where charging is most efficient.
- 4 A white LED will light up when the cellphone begins charging normally.
5 The LED will turn blue when charging is complete.
- ※QC2.0/QC3.0急速充電アダプタ(9V, 1.67A) または高品質な2Aアダプタをご使用ください。
- 1 Type-Cケーブルを使用して、アダプタとパッドのType-C端子をつないでください。
- 2 両者をつなぐと、LEDが白とブルーに交互に点灯します。
- 3 スマホを充電に対応しているスマートフォンを充電パッドの上に置いてください。
※最も効率的に充電できる位置にスマートフォンを置いてください。
- 4 スマートフォンの充電が正常に始まると、LEDが白く点灯します。
- 5 スマートフォンの充電が完了すると、LEDが青色に変わります。

Product Specification 製品規格

Item : BF_19_WIRELESS CHARGER PAD
Model : 8809648341184
Input : DC 5V/2.0A, DC9V/1.67A
Output : 10W Max
Charging efficiency : ≥ 73%
Charging distance : ≤ 8mm
Materials : PC + silicone
Weight : 70.5g
Dimensions : 98 x 93 x 9 (mm)
Country of manufacture : China
EU Compliance Operation Frequency Band/
Max. RF power transmitted:110.27KHz-175.50KHz,-4dBu/m at 10m

製品名 : BF_ブラウン_19ワイヤレス充電パッド
モデル名 : 8809648341184
入力 : DC 5V/2.0A, DC9V/1.67A
出力 : 10W Max
充電効率 : ≥ 73%
充電距離 : ≤ 8mm
材質 : PC+シリコン
重量 : 70.5g
サイズ : 98 x 93 x 9 (mm)
製造国 : 中国

A/S アフターサービス

customercare@linefriends.com
KR: 1544-5921

Hereby, LINE Friends Coporation(Korea) declares that the radio equipment type BF_19_WIRELESS CHARGER PAD is in compliance with Directive 2014/53/EU. The full text of the EU declaration of conformity is available at the following internet address: www.linefriends.com.

©LINE

SALLY _MANUAL

종이 스노우지 100g
양면 1도 인쇄
자바라타입 접지

FCC compliance statement

This device complies with Part 15 of the FCC Rules. Operation is subject to the following two conditions: (1) this device may not cause harmful interference, and (2) this device must accept any interference received, including interference that may cause undesired operation.



changes or modifications not expressly approved by the party responsible for compliance could void the user's authority to operate the equipment.

This equipment has been tested and found to comply with the limits for a Class B digital device, pursuant to Part 15 of the FCC Rules. These limits are designed to provide reasonable protection against harmful interference in a residential installation. This equipment generates, uses and can radiate radio frequency energy and, if not installed and used in accordance with the instructions, may cause harmful interference to radio communications. However, there is no guarantee that interference will not occur in a particular installation. If this equipment does cause harmful interference to radio or television reception, which can be determined by turning the equipment off and on, the user is encouraged to try to correct the interference by one or more of the following measures:

- Reorient or relocate the receiving antenna.
- Increase the separation between the equipment and receiver.
- Connect the equipment into an outlet on a circuit different from that to which the receiver is connected.
- Consult the dealer or an experienced radio/TV technician for help.


FCC Radiation Exposure statement

This equipment complies with FCC radiation exposure limits set forth for an uncontrolled environment. This equipment should be installed and operated with minimum distance 20cm between the radiator and your body. This transmitter must not be co-located or operating in conjunction with any other antenna or transmitter.

Cutting Line 
Folding Line 

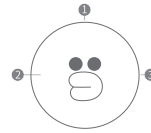
SALLY FAST WIRELESS CHARGER

사용 설명서
说明书



앞면

제품 설명 产品构成



- ① C타입 입력 단자
Type-C 充電連接
- ② 충전패드
充電墊
- ③ LED 표시등
指示燈顯示/閃動

사용 방법 使用方法

※QC2.0/QC3.0 고속 충전 어댑터(9V, 1.67A) 또는 2A이상의 어댑터를 사용하십시오.

- 1 C타입 케이블을 사용하여 어댑터와 패드의 C 타입 단자를 연결하십시오.
- 2 LED 표시등의 교차 점등됩니다.
- 3 무선 충전을 지원하는 휴대폰을 충전 패드 위에 올려놓으십시오.
※충전 패드 중심에 정확히 위치할수록 충전 효율이 높아집니다.
- 4 충전이 정상적으로 시작되면 흰색 LED가 점등됩니다.
- 5 충전이 완료되면 청색 LED가 점등됩니다.

※请使用QC2.0/QC3.0快速充電适配器(9V, 1.67A)或高品质2A适配器。

- 1 请使用Type-C连接线连接适配器和充电垫的Type-C接口。
- 2 白色蓝色LED指示灯轮流点亮。
- 3 请将支持无线充电的手机置于充电垫之上。
※手机需放置于充电效率最高的位置。
- 4 白色LED指示灯点亮,表明手机已进入正常充电状态。
- 5 手机充电结束后,LED指示灯将变为绿色。

제품 규격 产品配置

제품명 : BF_19_무선충전패드
모델명 : 8809648341191
출력 : DC 5V/2.0A, DC9V/1.67A
출력 : 10W Max
충전 효율 : ≥ 73%
충전 거리 : ≤ 8mm
소재 : PC+실리콘
중량 : 70.5g
크기 : 88 x 88 x 9 (mm)
제조국 : 중국

제품번호 : BF_莎莉熊_19无线充電墊
型号 : 8809648341191
輸入功率 : DC 5V/2.0A, DC9V/1.67A
輸出功率 : 10W Max
充電效率 : ≥ 73%
充電距離 : ≤ 8mm
充電材質 : PC+硅膠
重量 : 70.5g
尺寸 : 88 x 88 x 9 (mm)
產地 : 中國

A/S 售后服务

customercare@linefriends.com
KR: 1544-5921


www.linefriends.com

©LINE

※ 사양페이지 뒷면 =
영문/일본의 첫페이지

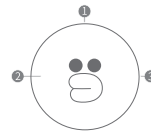
SALLY FAST WIRELESS CHARGER

User Manual
説明書



뒷면

Product manual 製品説明



- ① USB Type-C port
Type-C 포트
- ② Pad
패드
- ③ LED indicator
LED 램프

How to use ご使用方法

※Use a QC2.0/QC3.0 quick charge adapter (9V, 1.67A) or high-quality 2A adapter.

- 1 Connect the adapter with the pad's USB Type-C connector.
- 2 White and Blue LEDs will then flash alternately.
- 3 Place a cellphone that supports wireless charging on the charging pad.
※The cellphone must be placed at the point where charging is most efficient.
- 4 A white LED will light up when the cellphone begins charging normally.
- 5 The LED will turn blue when charging is complete.

※QC2.0/QC3.0急速充電アダプタ(9V, 1.67A)または高品質な2Aアダプタをご使用ください。

- 1 Type-Cケーブルを使用して、アダプタとパッドのType-C端子をつないでください。
- 2 両者をつなぐと、LEDがホワイト/ブルーに交互に点灯します。
- 3 スマホを充電に対応しているスマートフォンを充電パッドの上に置いてください。
※最も効率的に充電できる位置にスマートフォンを置いてください。
- 4 スマートフォンの充電が正常に始めると、LEDが白く点灯します。
- 5 スマートフォンの充電が完了すると、LEDが青色に変わります。

Product Specification 製品規格

Item : BF_19_WIRELESS CHARGER PAD
Model : 8809648341191
Input : DC 5V/2.0A, DC9V/1.67A
Output : 10W Max
Charging efficiency : ≥ 73%
Charging distance : ≤ 8mm
Materials : PC + silicone
Weight : 70.5g
Dimensions : 88 x 88 x 9 (mm)
Country of manufacture : China
EU Compliance Operation Frequency Band/
Max. RF power transmitted:110.27KHz~175.50KHz,-4dBu/m at 10m

製品名 : BF_莎莉熊_19ワイヤレス充電/패드
モデル名 : 8809648341191
入力 : DC 5V/2.0A, DC9V/1.67A
出力 : 10W Max
充電効率 : ≥ 73%
充電距離 : ≤ 8mm
材質 : PC+シリコン
重量 : 70.5g
サイズ : 88 x 88 x 9 (mm)
製造国 : 中国

A/Sアフターサービス

customercare@linefriends.com
KR: 1544-5921

Hereby, LINE Friends Coporation(Korea) declares that the radio equipment EU
BF_19_WIRELESS CHARGER PAD is in compliance with Directive 2014/53/EU.
The full text of the EU declaration of conformity is available at the following
internet address: www.linefriends.com.

©LINE