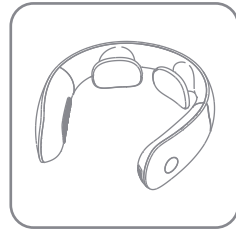
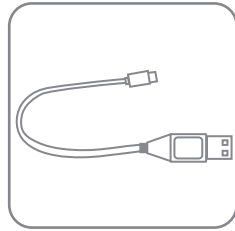


Must read before use

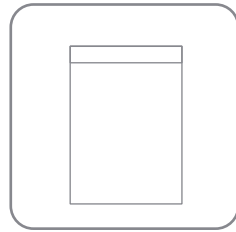
Basic accessories



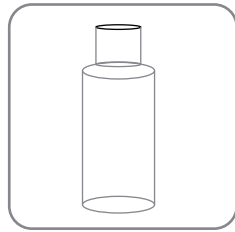
Product body x1



USB charging cable x1



Non-woven bag x1



Watering can x1

01

Must read before use

Precautions

- Please check the product, charging cable, etc. before use. If it is damaged, it must be replaced by a professional from the manufacturer, its maintenance department or similar department to avoid danger.
- Do not use this product when near high-frequency electromagnetic sources; cut off the power before removing the product and unplug it when leaving the product.
- If the product may be used for a period of time, it should be adjusted to the recommended continuous use intensity of 1 level and low temperature. On the warm file, please place the product charging cable properly to prevent tripping. Please keep it properly after use.
- If there is oil or flammable substances on the product, please use a soft or fine brush to clean it.
- This product should not be used by children unless the parent or guardian has set it up in advance or the child has been given instructions on how to use it well.
- The electrode pads of the product have a heating surface and should not be used by persons who cannot take care of themselves, infants or children or people who are not sensitive to heat.
- This product is not a medical device and has no medical effect. It is not recommended for medical use.
- When in use, do not rub any other plaster with its own heating properties on the heated part, such as safflower oil, tiger bone cream, etc.
- Do not use this product in hot and humid places, on unhealed wounds, in oxygen chambers, or when using oxygen equipment.
- Do not use this product in a mixture of flammable anesthetic and air, oxygen and nitrogen oxides.
- ⚠ DANGER** Never use with the following medical electronics:
 - Life-sustaining medical electronic devices such as artificial heart and lungs.
 - Electrocardiograph and other medical electronic devices.
 It can cause these medical electronic devices to malfunction and may be life-threatening.
- ⚠ CAUTION**
 - If the patient uses the high-frequency surgical equipment and this product at the same time, the electrode pads of the product may cause burns. It may also damage the product.
 - If the product is used near a shortwave or microwave treatment device (1M), the output of the product may be unstable.
 - The electrode pads during massage should avoid wounds and scars.
 - During massage, the electrode pads should not be placed near the chest heart, otherwise it will increase the risk of heart fibrillation.
 The product is recommended for one user. For cross-user use, clean the electrode pads on the product before use. When using the product, the electrode pads should be closely attached to the skin and evenly contacted. The electrode pads of this product have a heating function, which may result in the use of hot compress function in the same part for a long time (more than 15 minutes).
 - Low temperature burns.
 - If you feel unwell during or after use, stop using it and consult your doctor.
 - This product contains a lithium battery. Do not disassemble, modify, flood the product or throw it into the fire. Otherwise, it may cause damage and explosion.

02

Must read before use

Precautions

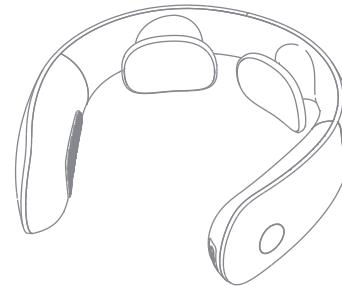
- ⚠ NOTE**
- If you feel unwell due to the abnormality of this product, please stop using it immediately.
 - If you feel strange on your body or skin, please consult with your doctor and follow your doctor's advice.
 - Do not use this product on the skin of a swollen or inflamed area.
 - Do not use electronic devices at the same time. Otherwise, the electronic devices may be operated incorrectly (for example, if the electronic watch is out of order at all times and an abnormal situation occurs, please turn off the power immediately and remove it, otherwise high temperature or short circuit may occur, and an accident may occur. At the same time, contact customer service for after-sale consultation).
 - Do not plug or unplug the USB charging cable with wet hands, otherwise it may cause electric shock or accident.
 - Do not use for children or people who are not expressive, otherwise it may cause accidents or physical discomfort.
 - Do not use the product in a hot place, such as a bathroom, or use the product while taking a shower. Otherwise, you may receive a strong electric shock and damage the product.
 - Do not use it when you go to bed, otherwise it may cause the body to malfunction, and the electrode pads may be moved to other parts.
 - Do not stick the electrode pad to the affected area for a long time, otherwise it may cause skin inflammation.
 - Don't let the metal parts of belts, necklaces, etc. touch the electrode pads during massage, otherwise they may be strongly electric shock.
 - Do not use on the same part for a long time (more than 30 minutes), otherwise it may cause fatigue of the massage part and cause the body suitable.
 - Please wear this product correctly for cervical spine, and wear symmetrically on the left and right, otherwise accidents may occur unwell.
 - When disconnecting the USB charging cable from the body, do not pull the cable, but hold the cable plug to pull out, otherwise it may cause electric shock or damage the product.
 - When the product is working for a long time, the surface will generate heat, which is normal.
 - This product is non-professional and only provides soothing massage. Do not use this product as a substitute for medical care.
 - If you have any concerns about your health or have a disease that may cause you concerns, please consult your doctor before using this product.

03

Must read before use

Precautions

- ⚠ Suggest**
- Please make sure that the main unit buttons work normally before use.
 - When using for the first time or after the product has been left for a long time, the battery power is depleted. Please follow the instruction manual for charging operation.
 - Make sure it works
 - When disposing of this product, please dispose in accordance with the relevant environmental protection regulations of the city; otherwise, it may cause environmental pollution.
- Recommended for people 16 years and older.
- Do not use or store this product in the following places:
 - In a place exposed to direct sunlight
 - High temperature and humidity place
 - Places with water
 - dusty places



04

Must read before use

Use with caution in the following groups or situations

- ⚠ Use with caution in the following groups or situations**
The following people are prohibited from using this product:
- Malignant tumor patients
 - Patients with bleeding tendency.
 - Maternity, Maternity
 - Patients with acute suppurative inflammation
 - Pacemaker users.
 - Metal built-in patients
- In the following cases, please consult your doctor before use. Failure to do so may cause an accident or cause discomfort.
- Patients who are receiving medical treatment and feel abnormal.
 - Patients with abnormal heart and brain nerves.
 - Patients whose body temperature exceeds 38 degrees (fever period).
 - Patients with infectious diseases.
 - Patients with impaired skin perception or skin abnormalities.
 - Patients who are taking medication.
 - Patients with abnormal blood pressure.
 - Patients who cannot express their wishes freely.
 - Patients who suffer from sensory disturbance due to high peripheral circulation disturbance due to diabetes, etc.
 - Patients with skin allergies to stainless steel electrode pads.
 - Physical, perceptual, mental capacity, experience or cognition.
 - Children must be accompanied by a guardian. This product cannot be used as a toy.
 - Do not use near the heart, above the neck, head, mouth, genitals, or skin diseases, and not at the same time.
- Use on soles of both feet. In addition, do not compress the internal organs during use. Failure to do so may cause an accident or cause discomfort.
- Do not use with other medical devices or more than two of this product, otherwise it may cause nausea or physical discomfort.
 - Do not use it for purposes other than massage as described in the instruction manual, otherwise accidents and malfunctions may occur.
 - Do not use chipped or damaged electrode pads, otherwise accidents may occur and malfunctions may occur.
 - Do not disassemble, repair and modify this product without permission, otherwise it may cause malfunction or electric shock.

05

Use operation

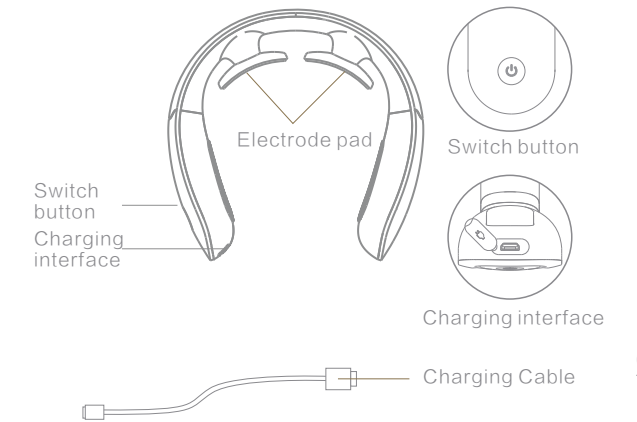
Notes on charging

- This product needs to be charged with a power adapter.
- Note that only chargers with an output voltage of $\leq 5V$ 1A can be used, and chargers with an output greater than 6V cannot be used.
- The power indicator light is red when charging, and it will always be green after charging.
- Keep away from fire sources.
- Do not charge this product while it is in use.

Product Features

- The product will automatically shut down after 15 minutes of operation. It is recommended that it not exceed 30 minutes per day, and it is used every week as needed.
- This product should be stored in a ventilated and dry place after use.
- Never use other heavy objects on the product.
- Do not pull the rubber plug of the USB charging place forcibly, otherwise it will easily cause breakage.

product description



06

Use operation

Instructions

Button mode

- Button Mode**
- Before use, first use a watering can or a wet towel to moisten the skin of the cervical spine, and then put the product on the neck so that the electrode pads are tight against the skin of the cervical spine;
 - Turn on: Press and hold the button for 5s, the product will turn on (Hear a beep, the blue indicator light is on), and enter the default working state (free combination mode, intensity 1 level, low temperature). If you need to adjust the mode, intensity and temperature, please enter the app to adjust;
 - Velocity adjustment: Press the button to increase the velocity (the velocity has been increased to the maximum when the sound is long), and press the key twice consecutively to decrease the velocity (the velocity is reduced to the minimum when the sound is long);
 - Shut down:
 - Press and hold the button for 5s to turn off the product (the indicator light is off)
 - When the massage pads is separated from the skin for more than 1 minute, the massager will automatically turn off;
 - The massager works for 15 minutes and automatically shuts down;
 - Charging: Use a 5v power supply and a charging cable to connect to the charging port. The red light is always on, and the blue light is always on when fully charged.

⚠ Note: Since each person's skin sensitivity is different, use it alternately between friends and family. Please shut down and restart before using it alternately

Button mode

- Download and Install APP
- Download the APP according to your mobile phone system model, as follows:
- Android System
A: Search "SMITALY CARE" in Baidu Mobile Assistant APP (Android Market) or 91 Assistant) to download.
Or scan the QR code with your browser to download
If scan code download fails, please download in Baidu Mobile Assistant APP
B: On Google play: Search for keyword "SMITALY CARE" to download
- 2.IOS System
Please go to the App Store to download and install the APP, and search for the keyword: "SMITALY CARE".

07

Use operation

Instructions

APP Mode

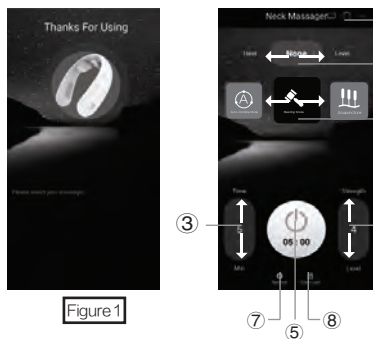


Figure 1

- Before use, first use a watering can or a wet towel to moisten the skin of the cervical spine, and then put the product on the neck so that the electrode pads are tight against the skin of the cervical spine;
- Turn on: Press and hold the button for 5s, the product will turn on (Hear a beep, the blue indicator light is on), and enter the default working state (free combination mode, intensity 1 level, low temperature).

- Open mobile app
 - Select the scanned Bluetooth device connection (the closer the massager is to the mobile device, the smaller the absolute value of the value displayed on the right side is, as Figure 1);
 - Click as shown in Figure 2, you can choose Shutdown / Bluetooth Scan / Reconnect.

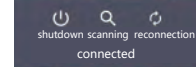


Figure 2

08

Use operation

Instructions

- Drag left and right Adjust the temperature
 - Drag left and right Switch modes
 - Drag up and down Adjust the massage time
 - Drag up and down Adjust the intensity of the mode (Fast drag is prohibited to avoid discomfort or click when the drag range is too large)
- Click the product to start working

- Choose a good temperature, strength and mode, and then click to start Refresh Mode (Working 1 minute-Disconnecting 1 minute-Working 1 minute and this cycle until the battery is exhausted)

- Choose a good temperature, strength and mode, and then click to activate the Elder Lock Mode. The massager will automatically shut down immediately to save the current state. The massager will automatically shut down immediately to save the current state. When you turn it on again, you will enter the Elder Lock Mode. After that, the massager will be massaged with the adjusted temperature, intensity, mode and massage time. For other functions, you need to reconnect the app to cancel the Elder Lock Mode.

- Shut down:
 - Press and hold the button for 5s to turn off the product (the indicator light is off)
 - The massager works for 15 minutes and automatically shuts down;

⚠ Note: Because each person's skin sensitivity is different, use it alternately between friends and relatives, please turn off and restart before using it in turn. The Elder Lock Mode is limited to personal use.

09

Maintenance

Maintenance storage

- Take measures to prevent moisture, rats and pollution.
- Please place the product in a safe place after use. Do not place heavy objects on the product to prevent the product from being deformed.
- When a fault occurs, please contact a technician for repair in time. Do not disassemble the product at will.
- Store in a well-ventilated place to avoid strong sunlight and corrosive gases and liquids.
- Pay attention to the cleaning and protection of the inside of the product to avoid damage and pollution.
- Keep this product out of the reach of children.
- Before cleaning, be sure to turn off the power and wait for cooling before cleaning. Only use soft and dry ones
Clean with a sponge or soft cloth. Do not let the product get wet.
- Do not immerse in any liquid for cleaning.
- Do not use abrasive cleaners to clean the product, otherwise the surface of the product will be easily discolored and the structure Corrosion can cause product cracking.
- Do not use this product for other purposes.
- If it is not used for a long time, cover it with a dust cover (provided) to avoid being covered with dust. Be careful not to leave the product
Exposure to light to avoid discoloration or cracking of the product.
- Frequently check the product for signs of wear or damage, if there are such signs, or if the product has been
If misused, the product should be returned to the supplier before reuse.

Transportation and storage

- Ambient temperature: -40 °C ~ +50 °C
Relative humidity: ≤80%
- Transportation: The product is equipped with simple anti-vibration facilities, suitable for air, rail, road and ship transportation, in transportation
- Avoid rain, snow, splashing, upside-down and collision.
Health and Environmental Protection Description:
The product packaging can not be arbitrarily discarded or incinerated, should be sent to waste recycling.
This product when not discarded, not disassemble discarded or burned, please send
To waste recycling.



10

Troubleshooting

Troubleshooting

If you encounter problems while using the product, please refer to the following tips and solutions:

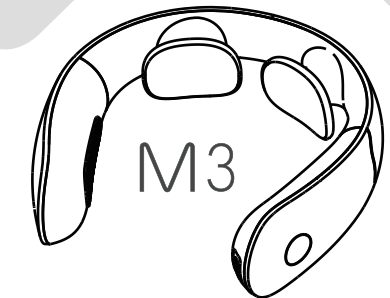
Basic failure	Possible causes and solutions
Unable to start	Insufficient internal charge battery, charge in time Please confirm whether the switch of the host product is pressed
No charge or no charge display	Please check if USB is connected to the host and adapter Are the pads in direct contact with the skin? Adjust the position so that it is close to the skin
Shows normal but no feeling	Are there items such as hair clothing accessories between the pads and the skin? Remove the items Is the intensity gear the first gear? Adjust to increase the intensity of the massage Is the electrode pad light against the skin on the neck? Need to adjust the position to make it close to the skin Is the massage time too long? Press 15 minutes at a time, not more than 2 times a day Is the massage intensity too strong? Adjusting the intensity can have a tingling sensation Is the skin allergic to electrode pads? People with severe allergies need to undergo desensitization treatment first Must the skin be kept moist before use? Use after spraying the skin to moisten the skin Is there a wound on the skin surface? Do not massage the pads on the wound
Tingling	Is the electrode pad of the massager close to the skin of the neck? Need to adjust the position to fit the skin tightly and adjust the appropriate strength
Weak stimulation	Is the electrode dirty or greasy? Clean the electrode surface Is the battery low? Charge it if it is low The intensity of the massage gear is too small? Adjust to increase the intensity of the massage

⚠ Note: If the fault cannot be rectified or the product still does not operate ideally, please do not continue to use it, contact your dealer directly to ask for repair service, and do not disassemble or attempt to repair it yourself.

11

SMITALY

- 1 Product description
- 2-5 Must read before use
- 6-9 Use operation
- 10-11 Maintenance and repair



**Shoulder and Neck
Massager**

FCC Caution:

Any Changes or modifications not expressly approved by the party responsible for compliance could void the user's authority to operate the equipment.

This device complies with part 15 of the FCC Rules. Operation is subject to the following two conditions: (1) This device may not cause harmful interference, and (2) this device must accept any interference received, including interference that may cause undesired operation.

IMPORTANT NOTE:

Note: This equipment has been tested and found to comply with the limits for a Class B digital device, pursuant to part 15 of the FCC Rules. These limits are designed to provide reasonable protection against harmful interference in a residential installation. This equipment generates, uses and can radiate radio frequency energy and, if not installed and used in accordance with the instructions, may cause harmful interference to radio communications. However, there is no guarantee that interference will not occur in a particular installation. If this equipment does cause harmful interference to radio or television reception, which can be determined by turning the equipment off and on, the user is encouraged to try to correct the interference by one or more of the following measures:

—Reorient or relocate the receiving antenna.

—Increase the separation between the equipment and receiver.

—Connect the equipment into an outlet on a circuit different from that to which the receiver is connected.

—Consult the dealer or an experienced radio/TV technician for help.

FCC Radiation Exposure Statement:

This equipment complies with FCC RF radiation exposure limits set forth for an uncontrolled environment.