



FOLD


1 Install your illume light
 Remove the bulb from its packaging and screw it into your light fixture. Then, turn it on.



FOLD

FOLD

2 Download or update the app
 Visit the App Store or Google Play to download the latest version of the free *illume RGBW* app.




FOLD

FOLD

3 Connect your light*
 Using the app, connect your light by adding a new device to your account.


* For a complete step-by-step guide, please see the [Wi-Fi Connection Guide](http://www.illumeledlighting.com/downloads) at www.illumeledlighting.com/downloads



FOLD

FOLD

4 Have fun!
 Use the illume app, Amazon Alexa, or the Google Assistant to light up your world!



FOLD

FOLD

Need assistance?
 Our support team is here to help. Send an email to info@illumeledlighting.com or, call us toll-free at 1-877-430-1818

FOLD

FOLD

Warranty
 Illume offers a 1 year warranty from the date of purchase that covers repair or replacement of defective parts of the housing, optics, and electronics. To contact illume customer service call 1-877-430-1818 or send an e-mail to info@illumeledlighting.com

FOLD

FOLD

Model
 I-WFRGBWBLB
 I-K4WFRGBWBLB

Power
 100V ~ 132Vac
 50/60Hz 0.15A (Max)
 8 Watts White Module
 Lamp Socket E26/E27



FOLD

FOLD

FCC Compliance
 This equipment has been tested and found to comply with the limits for a Class B digital device, pursuant to Part 15 of the FCC Rules. These limits are designed to provide reasonable protection against harmful interference in a residential installation. This equipment generates uses and can radiate radio frequency energy and, if not installed and used in accordance with the instructions, may cause harmful interference to radio communications. However, there is no guarantee that interference will not occur in a particular installation. If this equipment does cause harmful interference to radio or television reception, which can be determined by turning the equipment off and on, the user is encouraged to try to correct the interference by one or more of the following measures:

FOLD

FOLD

1. Reorient or relocate the receiving antenna.
2. Increase the separation between the equipment and receiver.
3. Connect the equipment into an outlet on a circuit different from that to which the receiver is connected.
4. Consult the dealer or an experienced radio/TV technician for help.
5. This device complies with part 15 of the FCC Rules. Operation is subject to the following two conditions: (1) This device may not cause harmful interference, and (2) this device must accept any interference received, including interference that may cause undesired operation.
6. Changes or modifications not expressly approved by the party responsible for compliance could void the user's authority to operate the equipment.

The distance between user and products should be no less than 20cm.

FOLD

FOLD

IC Compliance
 This device contains licence-exempt transmitter(s)/ receiver(s) that comply with Innovation, Science and Economic Development Canada's licence-exempt RSS(s). Operation is subject to the following two conditions:
 (1) This device may not cause interference.
 (2) This device must accept any interference, including interference that may cause undesired operation of the device
 The distance between user and products should be no less than 20cm

Notice
 Only use the control provided with or specified by these instructions to control this lamp. This lamp will not operate properly when connected to a standard (incandescent) dimmer or dimming control.



Guide de démarrage rapide

FOLD

1 Installez votre lumière illume

Retirez l'ampoule de son emballage et vissez-la dans votre luminaire. Ensuite, allumez-le.



FOLD

2 Téléchargez ou mettez à jour l'appli

Visitez l'App Store ou Google Play pour télécharger la dernière version de l'appli gratuite *illume RGBW*.



FOLD

3 Connectez votre lumière*

En utilisant l'application, connectez votre lumière en ajoutant un nouvel appareil à votre compte.

* Pour un guide complet étape par étape, veuillez consulter le **Guide de connexion Wifi** sur www.illumeledlighting.com/downloads



FOLD

4 S'amuser!

Utilisez l'application illume, Amazon Alexa ou le Google Assistant pour illuminer votre monde!



FOLD

Besoin d'assistance?

Notre équipe de support est là pour vous aider. Envoyer un courriel à info@illumeledlighting.com ou appelez-nous sans frais au 1-877-430-1818

FOLD

Garantie

Illume offre une garantie de 1 an à partir de la date d'achat qui couvre la réparation ou le remplacement des pièces du boîtier, des pièces optiques et électroniques défectueuses. Pour contacter le service à la clientèle de Illume, composez le 1-877-430-1818 ou envoyez un courriel à info@illumeledlighting.com

FOLD

Modèle

I-WFRGBWBLB
I-K4WFRGBWBLB

Puissance

100V ~ 132Vac
50/60Hz 0.15A (Max)
Module blanc 8 watts
Douille de lampe E26/E27



FOLD

Conformité FCC (Écrit en anglais)

This equipment has been tested and found to comply with the limits for a Class B digital device, pursuant to Part 15 of the FCC Rules. These limits are designed to provide reasonable protection against harmful interference in a residential installation. This equipment generates uses and can radiate radio frequency energy and, if not installed and used in accordance with the instructions, may cause harmful interference to radio communications. However, there is no guarantee that interference will not occur in a particular installation. If this equipment does cause harmful interference to radio or television reception, which can be determined by turning the equipment off and on, the user is encouraged to try to correct the interference by one or more of the following measures:

1. Reorient or relocate the receiving antenna.
2. Increase the separation between the equipment and receiver.
3. Connect the equipment into an outlet on a circuit different from that to which the receiver is connected.
4. Consult the dealer or an experienced radio/TV technician for help.
5. This device complies with part 15 of the FCC Rules. Operation is subject to the following two conditions: (1) This device may not cause harmful interference, and (2) this device must accept any interference received, including interference that may cause undesired operation.
6. Changes or modifications not expressly approved by the party responsible for compliance could void the user's authority to operate the equipment.

FOLD

Conformité IC

Cet appareil contient des émetteurs / récepteurs exemptés de licence conformes aux RSS (RSS) d'Innovation, Sciences et Développement économique Canada. Le fonctionnement est soumis aux deux conditions suivantes :
(1) Cet appareil ne doit pas causer d'interférences.
(2) Cet appareil doit accepter toutes les interférences, y compris celles susceptibles de provoquer un fonctionnement indésirable de l'appareil.
La distance entre l'utilisateur et les produits ne doit pas être inférieure à 20 cm.

Avis

Utilisez uniquement la commande fournie ou spécifiée par ces instructions pour contrôler cette lampe. Cette lampe ne fonctionnera pas correctement si elle est connectée à un gradateur (à incandescence) standard ou à une commande de gradation.

FOLD

FOLD

FOLD

FOLD

FOLD

FOLD

FOLD

FOLD

FOLD

FOLD

FOLD