

SM-BLBP20
Dals - Smart Plug - Quick Start Guide - Sept. 2021

Size: 3" x 3" folded booklet - 2-sided (recto-verso)
Paper: White 65 lbs Cover
Finishing: Matte lamination

FOLD FOLD FOLD FOLD FOLD FOLD FOLD FOLD FOLD FOLD FOLD FOLD

1 Install your dals device
Remove the device from its packaging and install it.

2 Download or update the app
Visit the App Store or Google Play to download the latest version of the free Dals Connect app.

3 Connect your device*
Using the app, connect your product by adding a new device to your account.

* For a complete step-by-step guide, please see the "WiFi Connection Guide" at www.dals.com/resources

4 Have fun!
Use the Dals Connect app, Amazon Alexa, or Google Assistant and light up your world!

Need assistance ?
Our support team is here to help. Send an email to info@dals.com or, call us toll-free at 1-877-430-1818

Warranty
Dals offers a 3 year warranty from the date of purchase that covers repair or replacement of defective parts of the housing, optics, and electronics. To contact dals customer service call 1-877-430-1818 or send an e-mail to info@dals.com

Model
SM-BLBP20

FCC Compliance
This equipment has been tested and found to comply with the limits for a Class B digital device, pursuant to Part 15 of the FCC Rules. These limits are designed to provide reasonable protection against harmful interference in a residential installation. This equipment generates and can radiate radio frequency energy and, if not installed and used in accordance with the instructions, may cause harmful interference to radio communications. However, there is no guarantee that interference will not occur in a particular installation. If this equipment does cause harmful interference to radio or television reception, which can be determined by turning the equipment off and on, the user is encouraged to try to correct the interference by one or more of the following measures:

1. Reorient or relocate the receiving antenna.
2. Increase the separation between the equipment and receiver.
3. Connect the equipment into an outlet on a circuit different from that to which the receiver is connected.
4. Consult the dealer or an experienced radio/TV technician for help.
5. This device complies with part 15 of the FCC Rules. Operation is subject to the following two conditions: (1) This device may not cause harmful interference, and (2) this device must accept any interference received, including interference that may cause undesired operation.
6. Changes or modifications not expressly approved by the party responsible for compliance could void the user's authority to operate the equipment.

FCC Radiation Exposure Statement:
This equipment complies with FCC radiation exposure limits set forth for an uncontrolled environment. In order to avoid the possibility of exceeding the FCC radio frequency exposure limits, Human proximity to the antenna shall not be less than 20cm (8 inches) during normal operation.

IC Compliance
This device complies with Industry Canada's license-exempt RSSI. Operation is subject to the following two conditions: (1) This device may not cause interference, and (2) This device must accept any interference, including interference that may cause undesired operation of the device.

Changes or modifications not expressly approved by the party responsible for compliance could void the user's authority to operate the equipment.


This equipment complies with SED radiation exposure limits set forth for an uncontrolled environment. In order to avoid the possibility of exceeding the SED radio frequency exposure limits, Human proximity to the antenna shall not be less than 20cm (7.8 inches) during normal operation.

FOLD FOLD FOLD FOLD FOLD FOLD FOLD FOLD FOLD FOLD FOLD FOLD

SM-BLBPAR20
Dals - Smart Plug - Quick Start Guide - Sept. 2021


Size: 3" x 3" folded booklet - 2-sided (recto-verso)
Paper: White 65 lbs Cover
Finishing: Matte lamination

FOLD FOLD FOLD FOLD FOLD FOLD FOLD FOLD FOLD FOLD




Guide de démarrage rapide

1 Installez votre lumière dals
Retirez l'appareil de son emballage et l'installez.




Use the Dals Connect app,

2 Télécharger ou mettre à jour l' appli
Visitez l' App Store ou Google Play pour télécharger la dernière version de l' appli gratuite Dals Connect .




3 Connectez votre lumière*
À l'aide de l'application, connectez votre produit en ajoutant un nouvel appareil à votre compte.

* Pour un guide complet étape par étape, veuillez consulter le Guide de connexion Wifi sur www.dals.com/fr/fr/ressources




4 S' amuser!
Utilisez l' application Dals Connect, Amazon Alexa ou Google Assistant pour illuminer votre monde!



Besoin d' assistance ?
Notre équipe de support est là pour vous aider. Envoyer un courriel à info@dals.com ou appelez-nous sans frais au 1-877-430-1818

Garantie
Dals offre une garantie de 3 ans à partir de la date d' achat qui couvre la réparation ou le remplacement des pièces du boîtier, des pièces optiques et électroniques défectueuses. Pour contacter le service à la clientèle de dals, composez le 1-877-430-1818 ou envoyez un courriel à info@dals.com

Modèle SM-BLBPAR20



Conformité FCC (écrit en anglais)
This equipment has been tested and found to comply with the limits for a Class B digital device, pursuant to Part 15 of the FCC Rules. These limits are designed to provide reasonable protection against harmful interference in a residential installation. This equipment generates uses and can radiate radio frequency energy and, if not installed and used in accordance with the instructions, may cause harmful interference to radio communications. However, there is no guarantee that interference will not occur in a particular installation. If this equipment does cause harmful interference to radio or television reception, which can be determined by turning the equipment off and on, the user is encouraged to try to correct the interference by one or more of the following measures:
1. Reorient or relocate the receiving antenna.
2. Increase the separation between the equipment and receiver.
3. Connect the equipment into an outlet on a circuit different from that to which the receiver is connected.
4. Consult the dealer or an experienced radio/TV technician for help.
5. This device complies with part 15 of the FCC Rules. Operation is subject to the following two conditions: (1) This device may not cause harmful interference, and (2) this device must accept any interference received, including interference that may cause undesired operation.
6. Changes or modifications not expressly approved by the party responsible for compliance could void the user's authority to operate the equipment.

Conformité IC
Le présent appareil est conforme aux CNR d'Industrie Canada applicables aux appareils radio exempts de licence. L'exploitation est autorisée aux deux conditions suivantes:
(1) l'appareil ne doit pas produire de brouillage, et
(2) l'utilisateur de l'appareil doit accepter tout brouillage radioélectrique subi, même si le brouillage est susceptible d'en compromettre le fonctionnement.
Avis d'Industrie Canada:
Cet appareil contient des émetteurs / récepteurs exempts de licence conformes aux RSS (Standards Innovation, Sciences et Développement économique Canada). Le fonctionnement est soumis aux deux conditions suivantes:
(1) Cet appareil ne doit pas causer d'interférences.
(2) Cet appareil doit accepter toutes les interférences, y compris celles susceptibles de provoquer un fonctionnement indésirable de l'appareil.

FOLD FOLD FOLD FOLD FOLD FOLD FOLD FOLD FOLD FOLD