

Appendix B

RF Test Data for 2.4G WIFI (Conducted Measurement)

Product Name: NOTEBOOK PC

Trade Mark: THOMSON

Test Model: WWNEO14A-2BK32

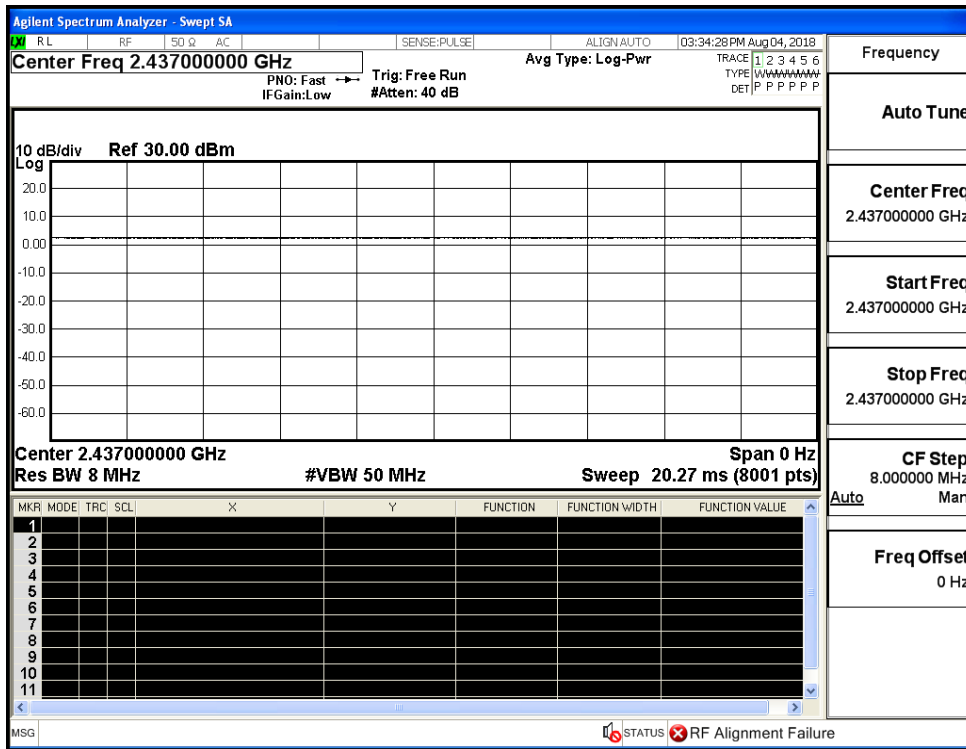
Environmental Conditions

Temperature:	24.3 ° C
Relative Humidity:	53.6%
ATM Pressure:	100.0 kPa
Test Engineer:	Mina.Xu
Supervised by:	Jayden.Zhuo

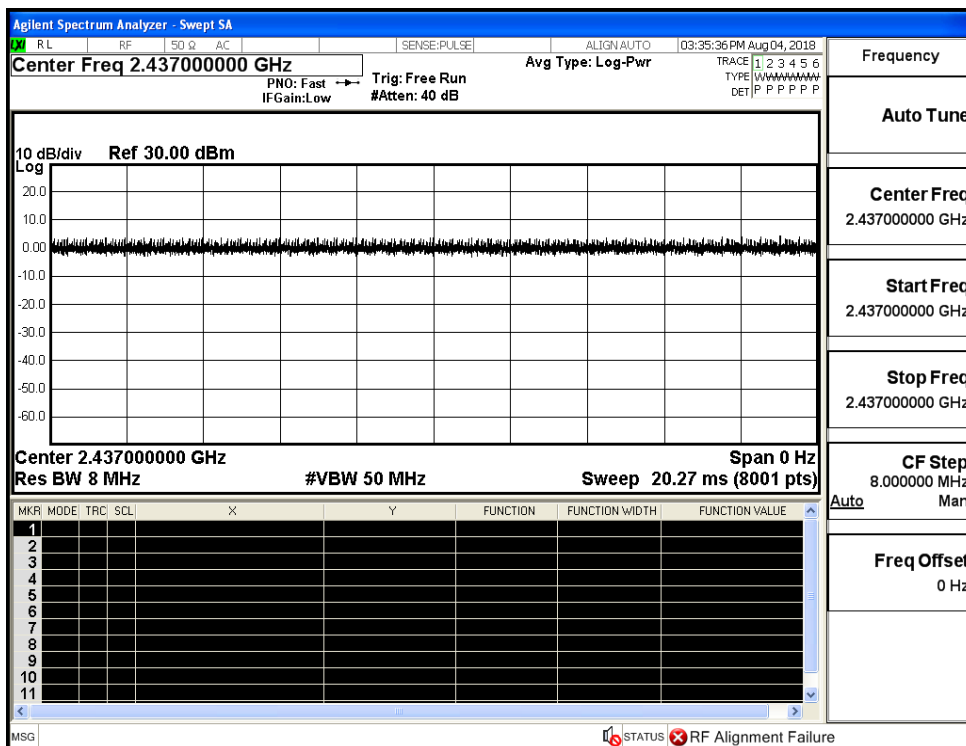
B.1 Duty Cycle

Test Mode	Test Channel	Ant	Duty Cycle[%]	Verdict
11B	2437	Ant1	100	PASS
11G	2437	Ant1	100	PASS
11N20SISO	2437	Ant1	100	PASS
11N40SISO	2437	Ant1	100	PASS

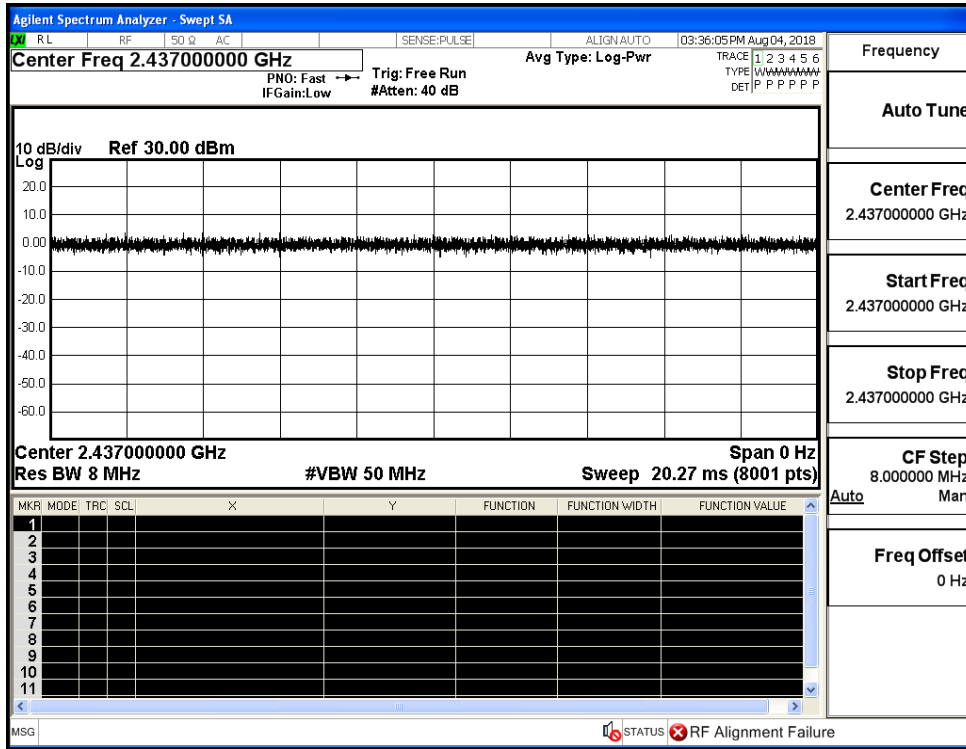
Duty Cycle_11B_2437_Ant1



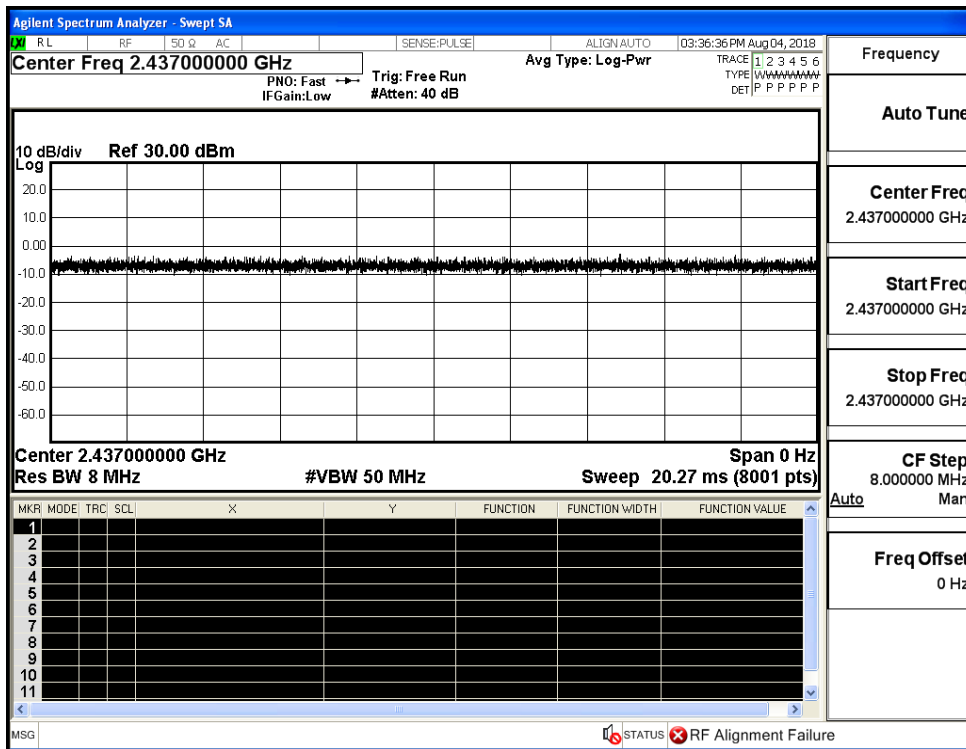
Duty Cycle_11G_2437_Ant1



Duty Cycle_11N20SISO_2437_Ant1



Duty Cycle_11N40SISO_2437_Ant1

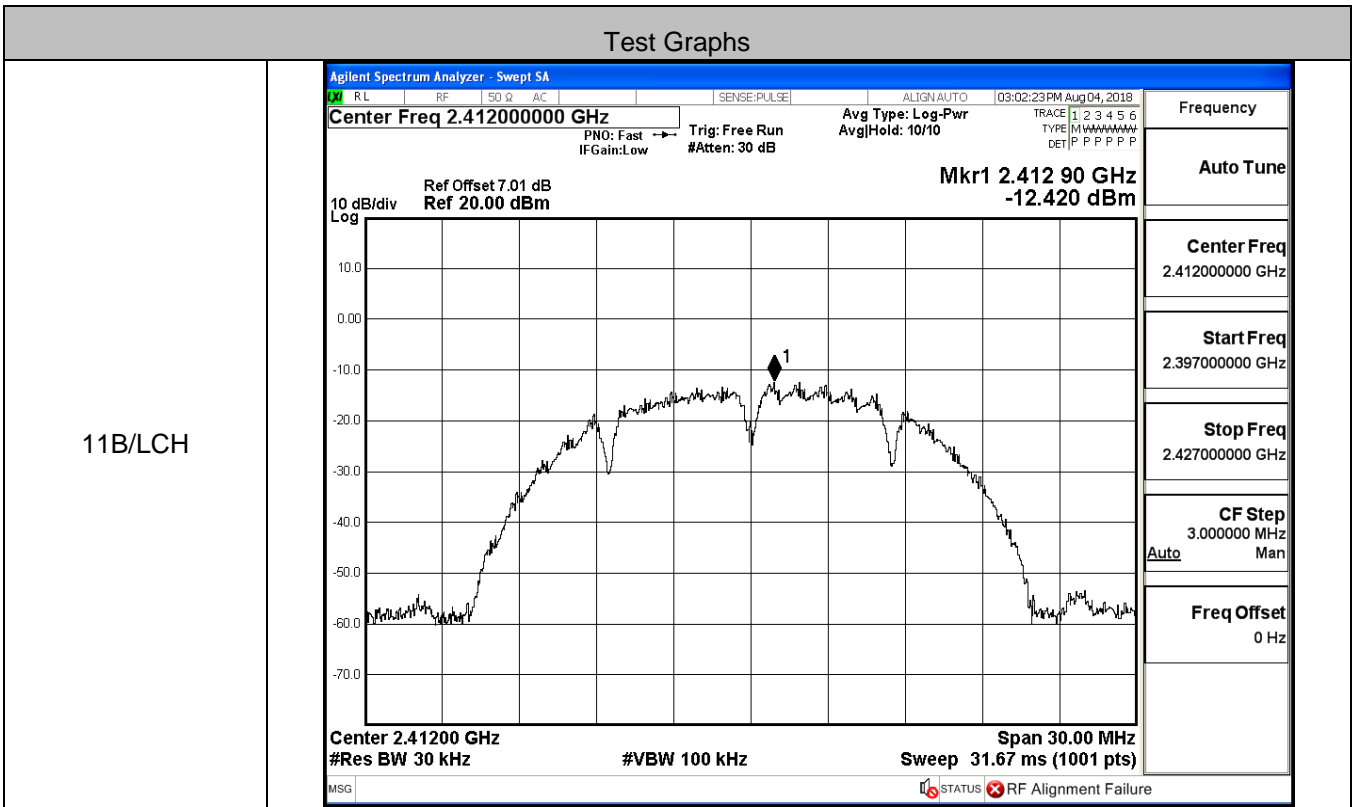


B.2 Maximum Conducted Output Peak Power

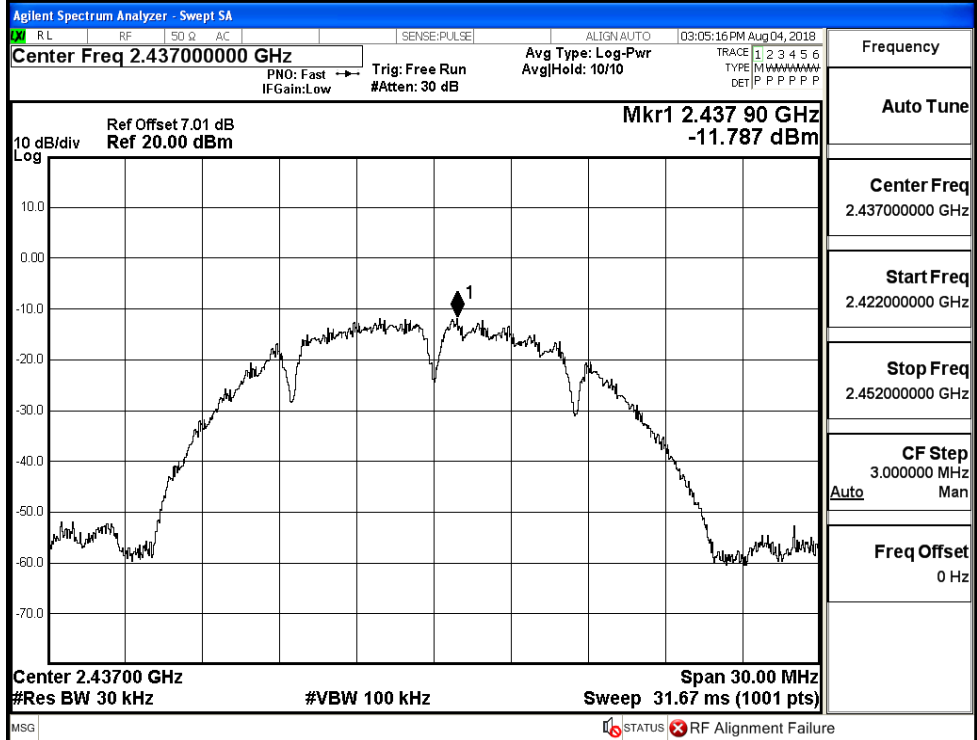
Mode	Channel	Meas.Level [dBm]	Limit [dBm]	Verdict
11B	LCH	11.32	30	PASS
	MCH	11.06	30	PASS
	HCH	11.28	30	PASS
11G	LCH	12.71	30	PASS
	MCH	12.83	30	PASS
	HCH	12.53	30	PASS
11N20SISO	LCH	13.19	30	PASS
	MCH	13.42	30	PASS
	HCH	12.82	30	PASS
11N40SISO	LCH	13.93	30	PASS
	MCH	13.83	30	PASS
	HCH	14.44	30	PASS

B.3 Maximum Power Spectral Density

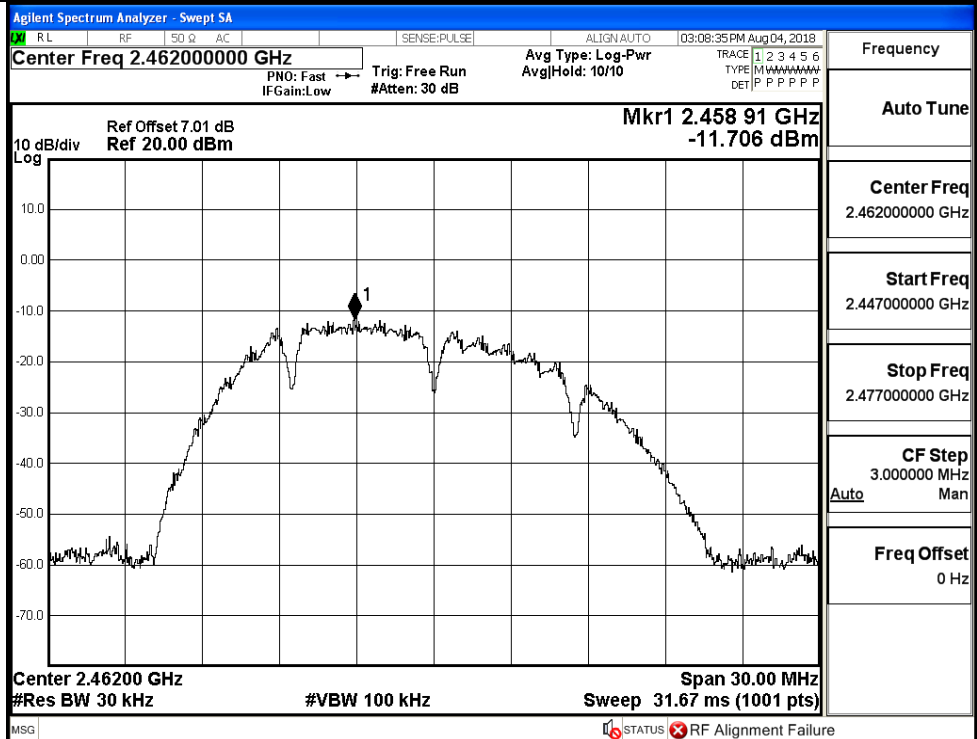
Mode	Channel	Meas.Level [dBm/30KHz]	Limit [dBm/3KHz]	Verdict
11B	LCH	-12.420	8	PASS
	MCH	-11.787	8	PASS
	HCH	-11.706	8	PASS
11G	LCH	-14.590	8	PASS
	MCH	-15.236	8	PASS
	HCH	-8.624	8	PASS
11N20SISO	LCH	-15.192	8	PASS
	MCH	-14.837	8	PASS
	HCH	-8.124	8	PASS
11N40SISO	LCH	-15.898	8	PASS
	MCH	-16.778	8	PASS
	HCH	-8.229	8	PASS

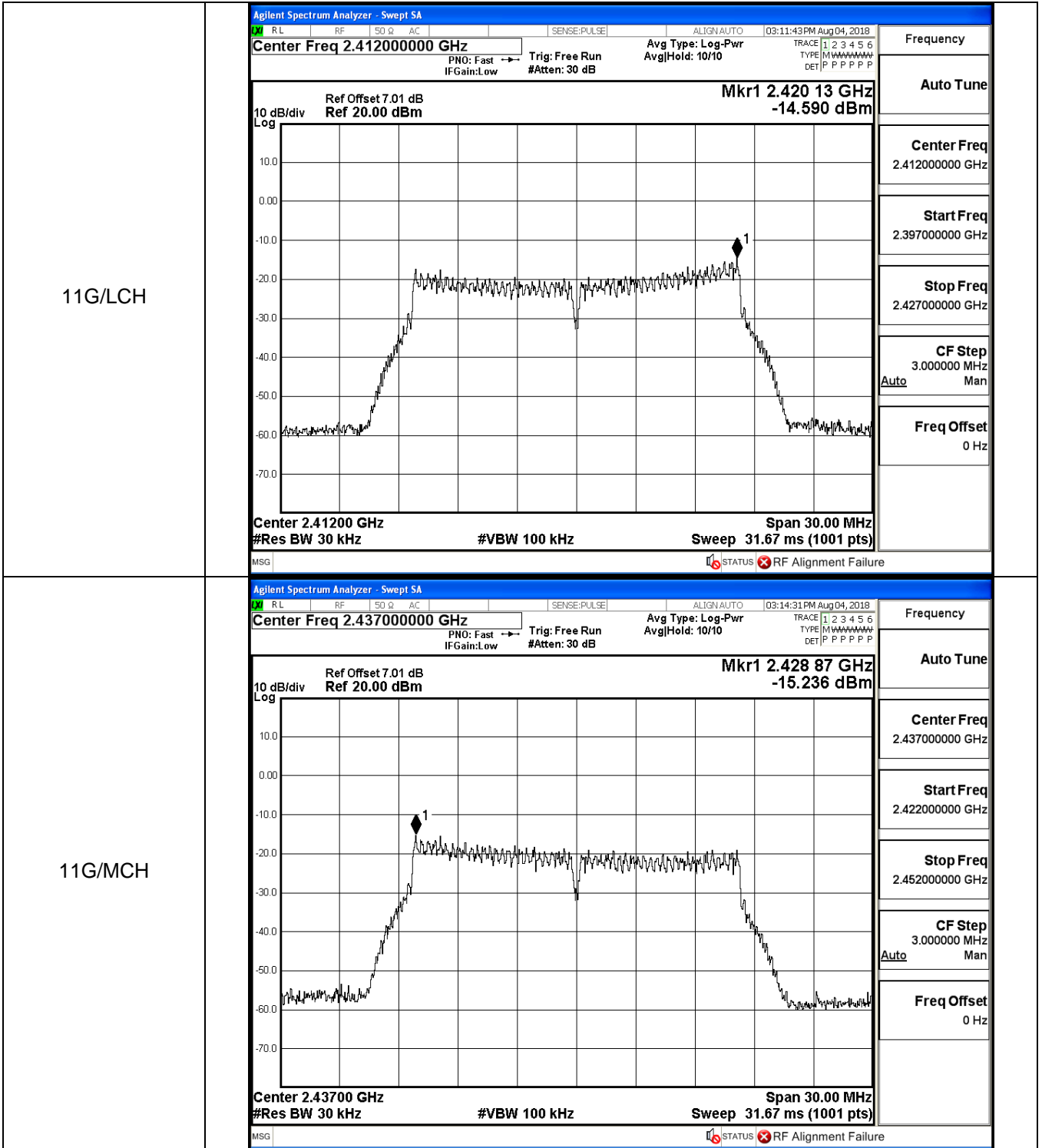


11B/MCH



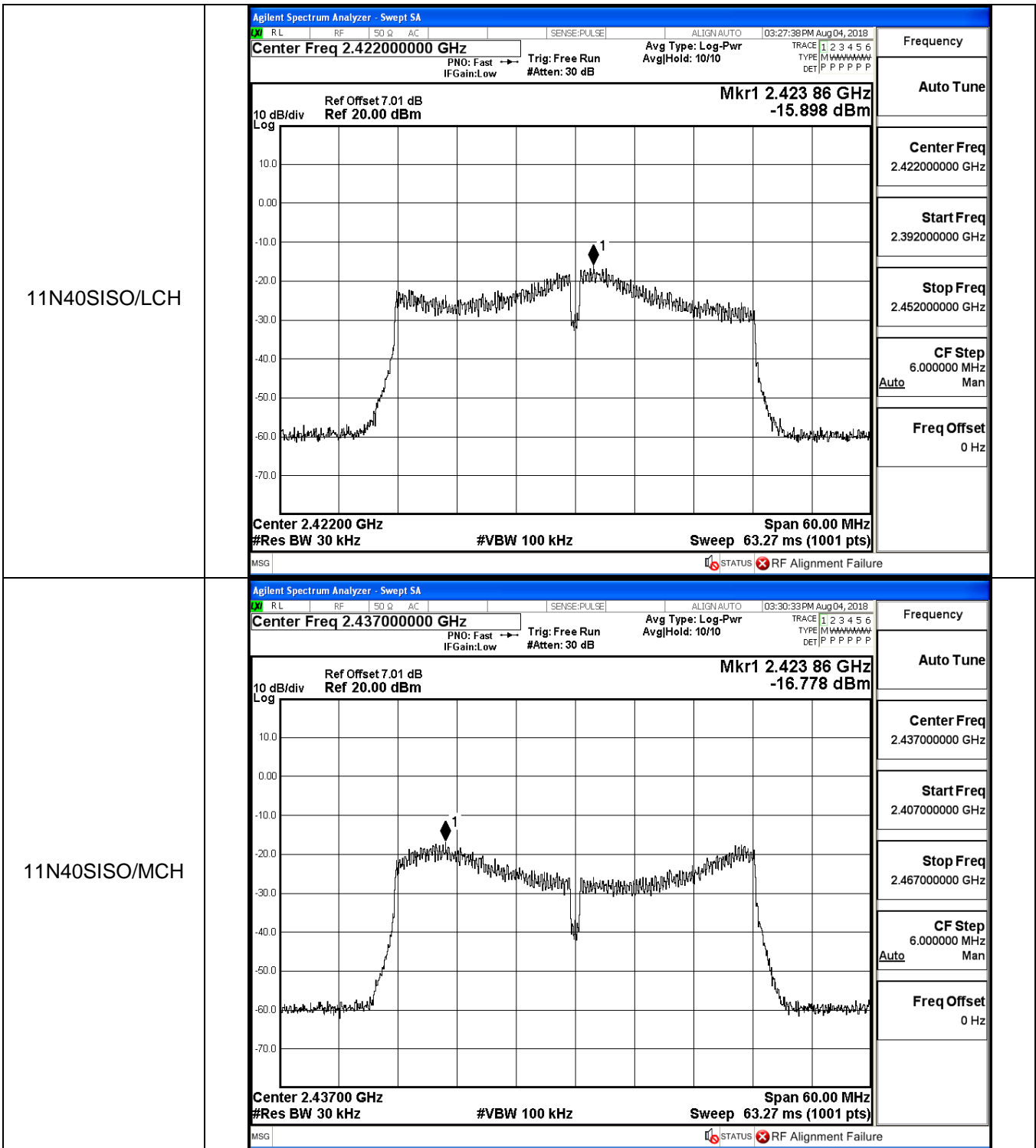
11B/HCH

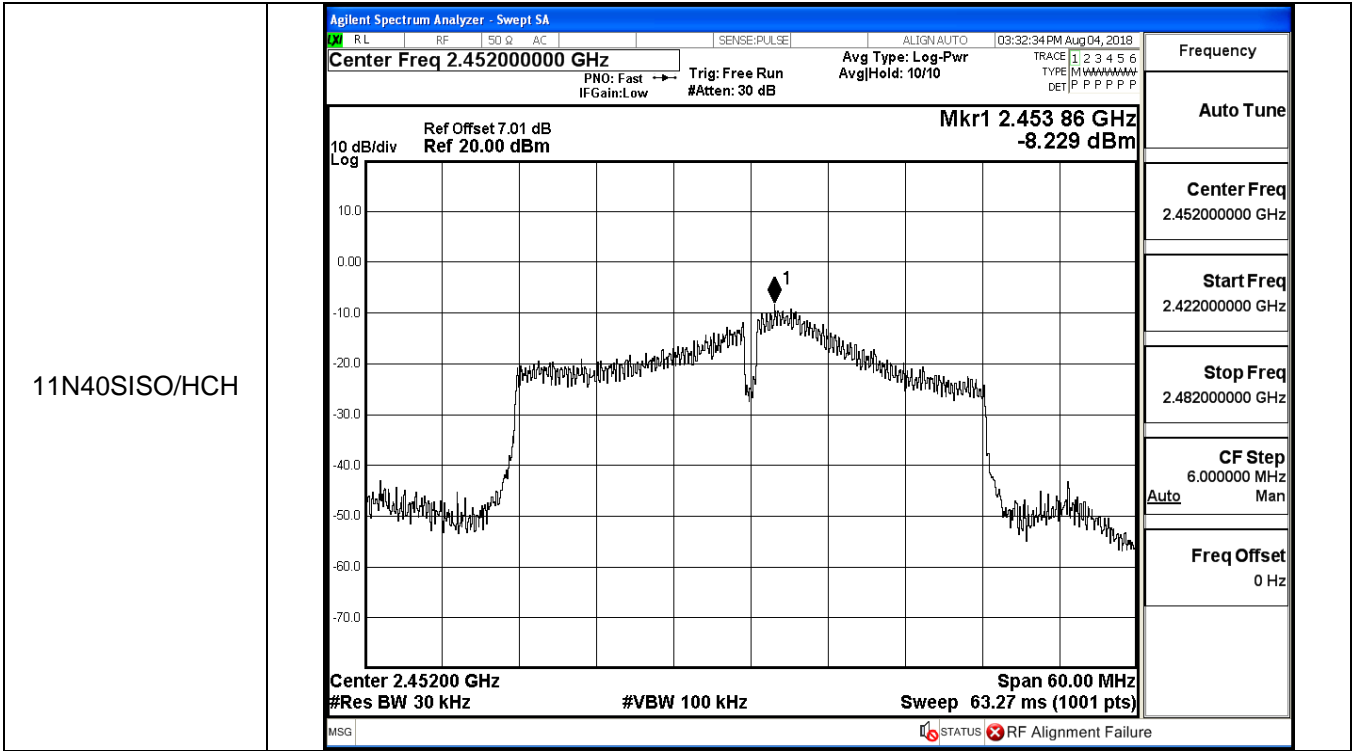




<p>11G/HCH</p>	<p>Agilent Spectrum Analyzer - Swept SA Center Freq 2.46200000 GHz Ref Offset 7.01 dB Ref 20.00 dBm Mkr1 2.455 13 GHz -8.624 dBm 10 dB/div Log Center 2.46200 GHz #Res BW 30 kHz #VBW 100 kHz Span 30.00 MHz Sweep 31.67 ms (1001 pts)</p>	<p>Frequency</p> <p>Auto Tune</p> <p>Center Freq 2.46200000 GHz</p> <p>Start Freq 2.447000000 GHz</p> <p>Stop Freq 2.477000000 GHz</p> <p>CF Step 3.000000 MHz Auto Man</p> <p>Freq Offset 0 Hz</p>
<p>11N20SISO/LCH</p>	<p>Agilent Spectrum Analyzer - Swept SA Center Freq 2.41200000 GHz Ref Offset 7.01 dB Ref 20.00 dBm Mkr1 2.420 37 GHz -15.192 dBm 10 dB/div Log Center 2.41200 GHz #Res BW 30 kHz #VBW 100 kHz Span 30.00 MHz Sweep 31.67 ms (1001 pts)</p>	<p>Frequency</p> <p>Auto Tune</p> <p>Center Freq 2.41200000 GHz</p> <p>Start Freq 2.397000000 GHz</p> <p>Stop Freq 2.427000000 GHz</p> <p>CF Step 3.000000 MHz Auto Man</p> <p>Freq Offset 0 Hz</p>

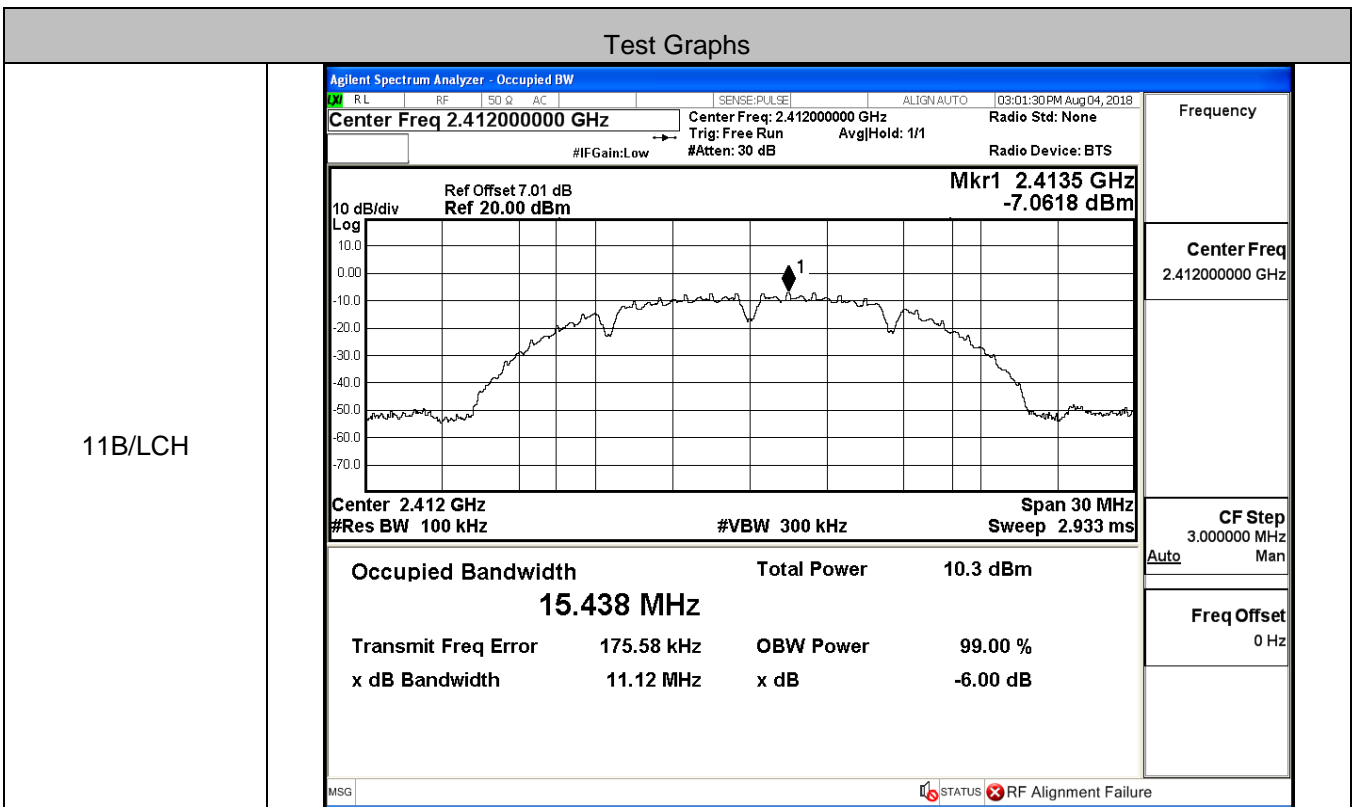
<p>11N20SISO/MCH</p>	<p>Agilent Spectrum Analyzer - Swept SA</p> <p>Center Freq 2.437000000 GHz</p> <p>Ref Offset 7.01 dB Ref 20.00 dBm</p> <p>Mkr1 2.428 87 GHz -14.837 dBm</p> <p>Center 2.43700 GHz #Res BW 30 kHz #VBW 100 kHz Sweep 31.67 ms (1001 pts)</p> <p>STATUS RF Alignment Failure</p>	<p>Frequency</p> <p>Auto Tune</p> <p>Center Freq 2.437000000 GHz</p> <p>Start Freq 2.422000000 GHz</p> <p>Stop Freq 2.452000000 GHz</p> <p>CF Step 3.000000 MHz Auto Man</p> <p>Freq Offset 0 Hz</p>
<p>11N20SISO/HCH</p>	<p>Agilent Spectrum Analyzer - Swept SA</p> <p>Center Freq 2.462000000 GHz</p> <p>Ref Offset 7.01 dB Ref 20.00 dBm</p> <p>Mkr1 2.454 86 GHz -8.124 dBm</p> <p>Center 2.46200 GHz #Res BW 30 kHz #VBW 100 kHz Sweep 31.67 ms (1001 pts)</p> <p>STATUS RF Alignment Failure</p>	<p>Frequency</p> <p>Auto Tune</p> <p>Center Freq 2.462000000 GHz</p> <p>Start Freq 2.447000000 GHz</p> <p>Stop Freq 2.477000000 GHz</p> <p>CF Step 3.000000 MHz Auto Man</p> <p>Freq Offset 0 Hz</p>



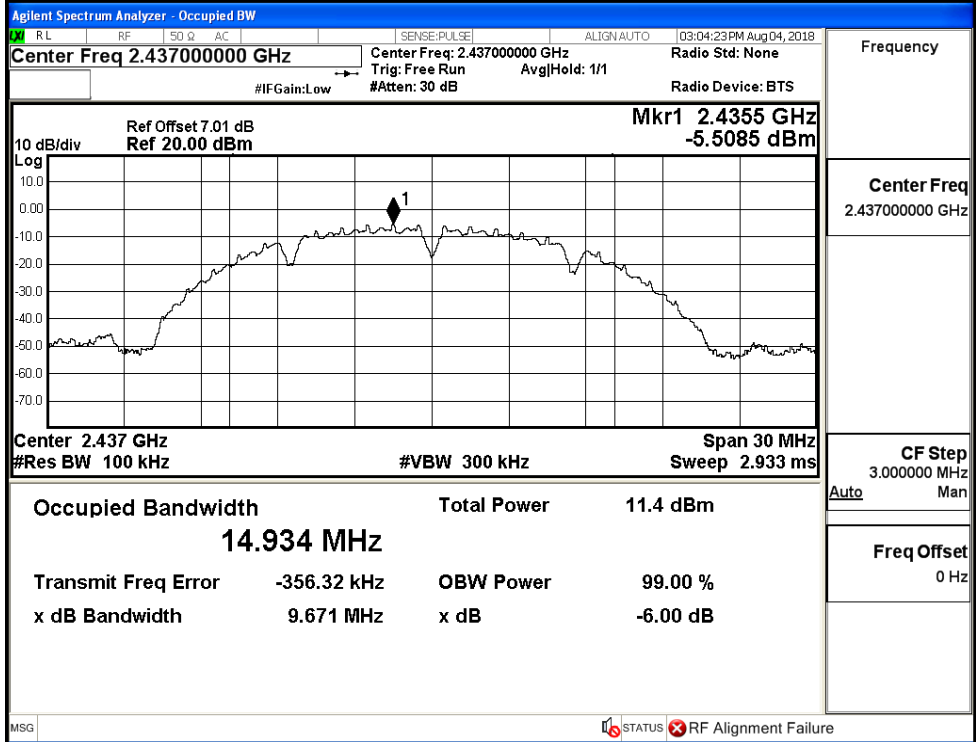


B.4 6dB Bandwidth

Mode	Channel	6dB Bandwidth [MHz]	Limit [MHz]	Verdict
11B	LCH	11.12	≥0.5	PASS
	MCH	9.671	≥0.5	PASS
	HCH	9.165	≥0.5	PASS
11G	LCH	16.61	≥0.5	PASS
	MCH	16.54	≥0.5	PASS
	HCH	16.46	≥0.5	PASS
11N20SISO	LCH	17.79	≥0.5	PASS
	MCH	17.76	≥0.5	PASS
	HCH	17.34	≥0.5	PASS
11N40SISO	LCH	35.66	≥0.5	PASS
	MCH	36.47	≥0.5	PASS
	HCH	34.96	≥0.5	PASS



11B/MCH



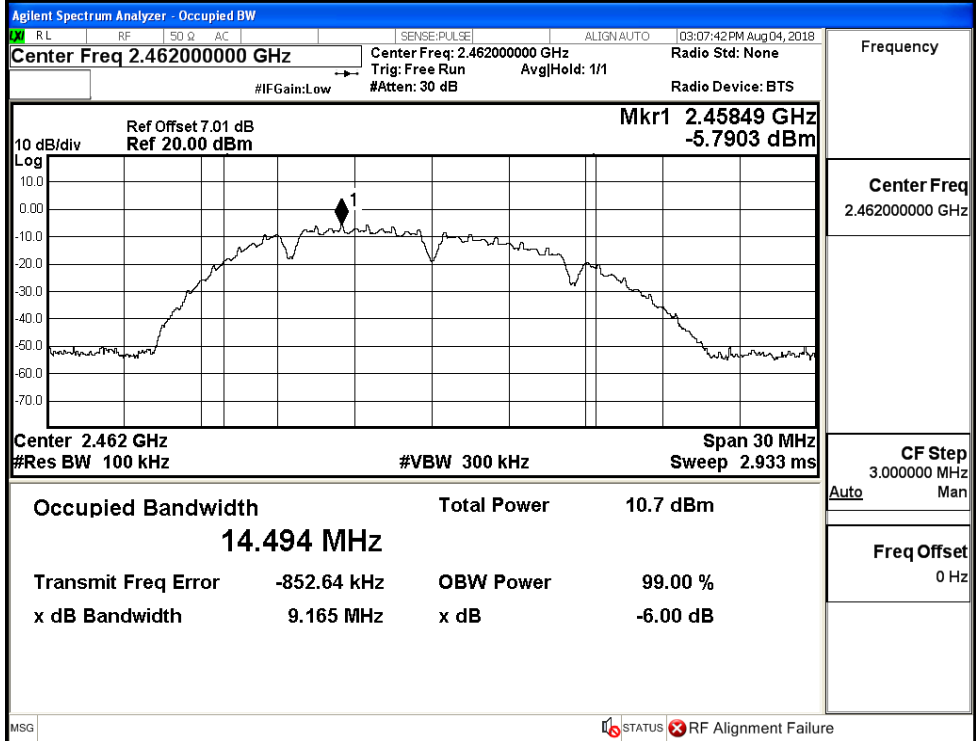
Frequency

Center Freq
2.437000000 GHz

CF Step
3.000000 MHz
Auto Man

Freq Offset
0 Hz

11B/HCH



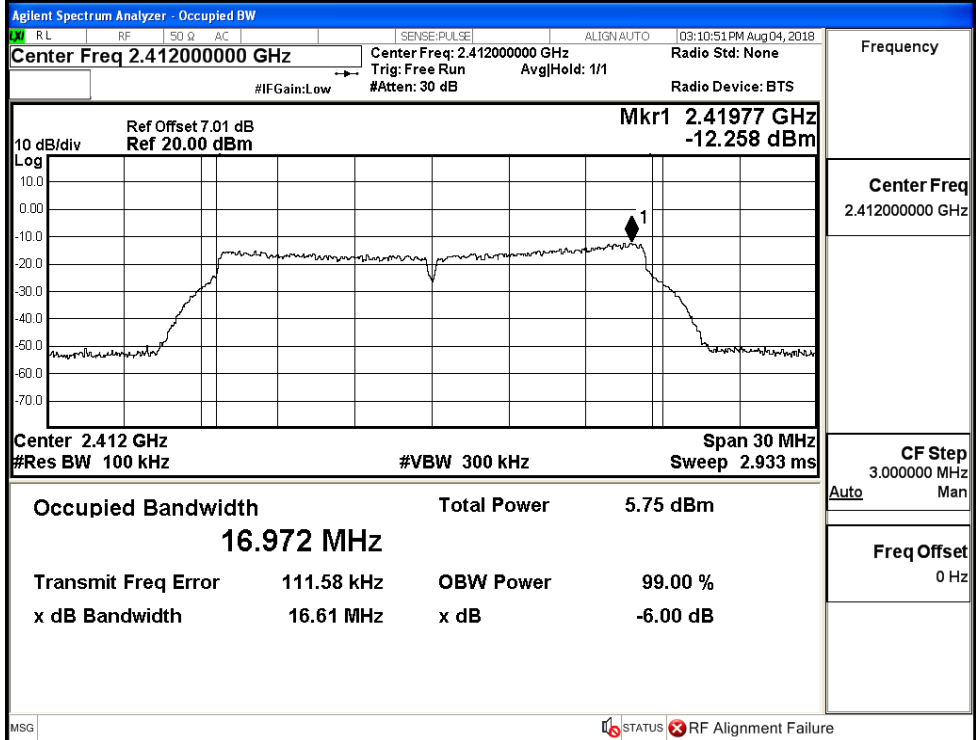
Frequency

Center Freq
2.462000000 GHz

CF Step
3.000000 MHz
Auto Man

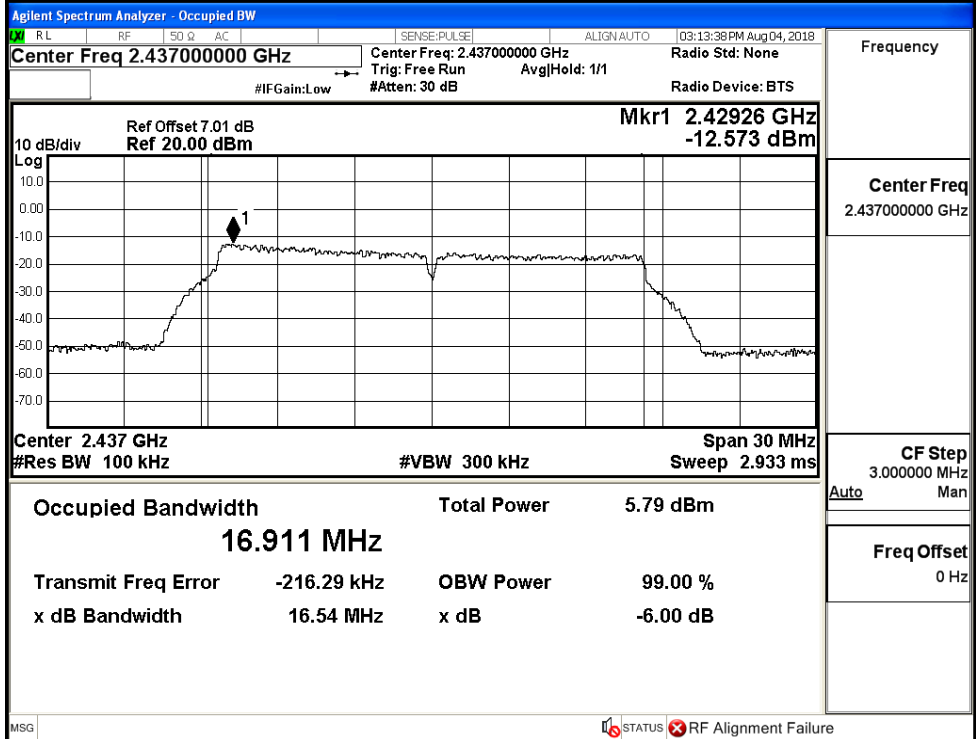
Freq Offset
0 Hz

11G/LCH



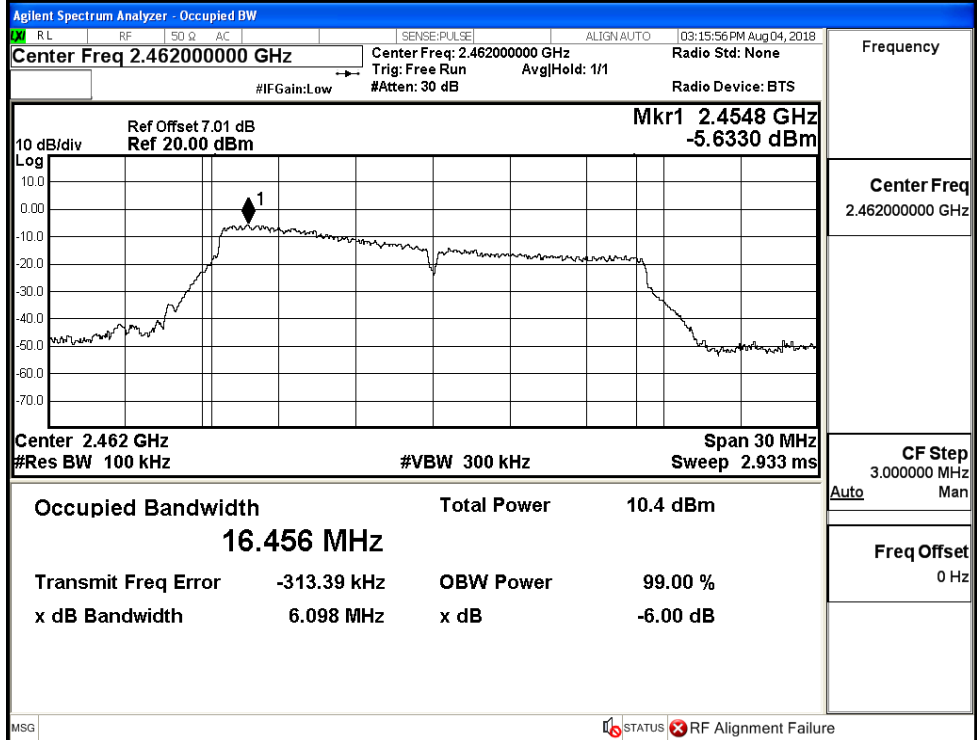
Frequency	2.41200000 GHz
Center Freq	2.41200000 GHz
CF Step	3.000000 MHz
Auto	Man
Freq Offset	0 Hz

11G/MCH



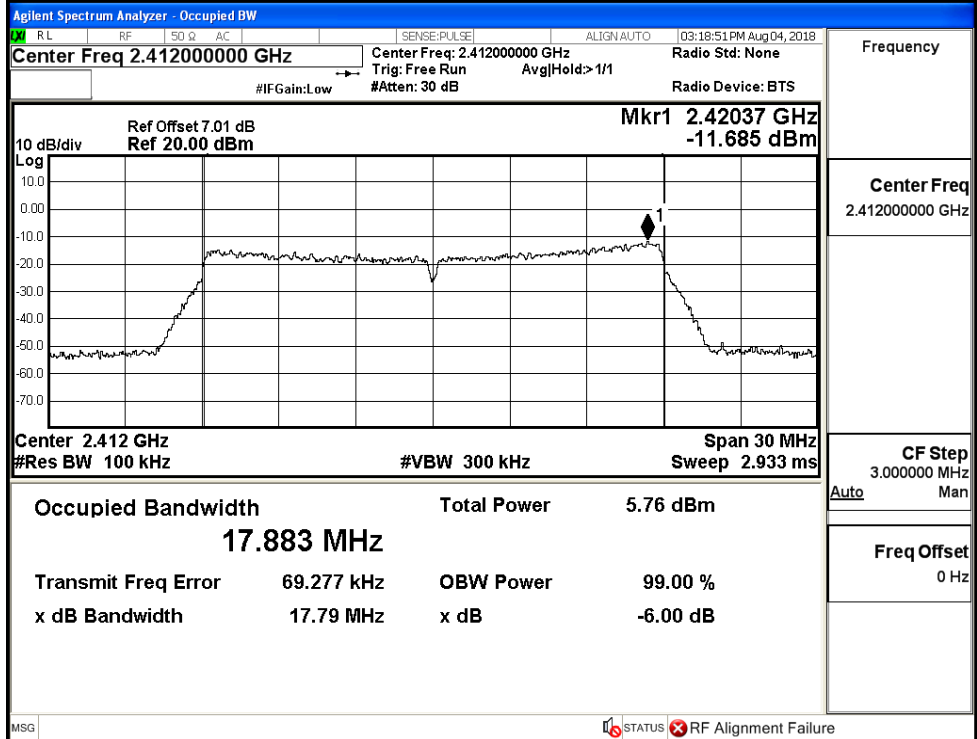
Frequency	2.43700000 GHz
Center Freq	2.43700000 GHz
CF Step	3.000000 MHz
Auto	Man
Freq Offset	0 Hz

11G/HCH



Frequency	2.46200000 GHz
Center Freq	2.46200000 GHz
CF Step	3.000000 MHz
Auto	Man
Freq Offset	0 Hz

11N20SISO/LCH



Frequency	2.41200000 GHz
Center Freq	2.41200000 GHz
CF Step	3.000000 MHz
Auto	Man
Freq Offset	0 Hz

<p>11N20SISO/MCH</p>	<p>Agilent Spectrum Analyzer - Occupied BW</p> <p>Center Freq 2.43700000 GHz</p> <p>Center Freq: 2.437000000 GHz</p> <p>Radio Std: None</p> <p>Trig: Free Run</p> <p>Avg Hold: 1/1</p> <p>Radio Device: BTS</p> <p>#IFGain:Low</p> <p>#Atten: 30 dB</p> <p>Ref Offset 7.01 dB</p> <p>Ref 20.00 dBm</p> <p>Mkr1 2.42863 GHz</p> <p>-12.164 dBm</p> <p>10 dB/div</p> <p>Log</p> <p>Center 2.437 GHz</p> <p>#Res BW 100 kHz</p> <p>#VBW 300 kHz</p> <p>Span 30 MHz</p> <p>Sweep 2.933 ms</p> <p>Occupied Bandwidth</p> <p>Total Power 6.06 dBm</p> <p>17.785 MHz</p> <p>Transmit Freq Error -61.776 kHz</p> <p>OBW Power 99.00 %</p> <p>x dB Bandwidth 17.76 MHz</p> <p>x dB -6.00 dB</p> <p>MSG</p> <p>STATUS RF Alignment Failure</p>	<p>Frequency</p> <p>Center Freq</p> <p>2.43700000 GHz</p> <p>CF Step</p> <p>3.000000 MHz</p> <p>Auto Man</p> <p>Freq Offset</p> <p>0 Hz</p>
<p>11N20SISO/HCH</p>	<p>Agilent Spectrum Analyzer - Occupied BW</p> <p>Center Freq 2.46200000 GHz</p> <p>Center Freq: 2.462000000 GHz</p> <p>Radio Std: None</p> <p>Trig: Free Run</p> <p>Avg Hold: 1/1</p> <p>Radio Device: BTS</p> <p>#IFGain:Low</p> <p>#Atten: 30 dB</p> <p>Ref Offset 7.01 dB</p> <p>Ref 20.00 dBm</p> <p>Mkr1 2.45537 GHz</p> <p>-5.0134 dBm</p> <p>10 dB/div</p> <p>Log</p> <p>Center 2.462 GHz</p> <p>#Res BW 100 kHz</p> <p>#VBW 300 kHz</p> <p>Span 30 MHz</p> <p>Sweep 2.933 ms</p> <p>Occupied Bandwidth</p> <p>Total Power 12.1 dBm</p> <p>17.340 MHz</p> <p>Transmit Freq Error -253.76 kHz</p> <p>OBW Power 99.00 %</p> <p>x dB Bandwidth 8.330 MHz</p> <p>x dB -6.00 dB</p> <p>MSG</p> <p>STATUS RF Alignment Failure</p>	<p>Frequency</p> <p>Center Freq</p> <p>2.46200000 GHz</p> <p>CF Step</p> <p>3.000000 MHz</p> <p>Auto Man</p> <p>Freq Offset</p> <p>0 Hz</p>

<p>11N40SISO/LCH</p>	<p>Agilent Spectrum Analyzer - Occupied BW</p> <p>Center Freq 2.422000000 GHz</p> <p>Center Freq: 2.422000000 GHz</p> <p>Trig: Free Run</p> <p>Avg/Hold: 1/1</p> <p>#IFGain: Low</p> <p>#Atten: 30 dB</p> <p>Radio Std: None</p> <p>Radio Device: BTS</p> <p>03:26:46 PM Aug 04, 2018</p> <p>Ref Offset 7.01 dB</p> <p>Ref 20.00 dBm</p> <p>Mkr1 2.4241 GHz</p> <p>-12.213 dBm</p> <p>Center 2.422 GHz</p> <p>#Res BW 100 kHz</p> <p>#VBW 300 kHz</p> <p>Span 60 MHz</p> <p>Sweep 5.8 ms</p> <p>Occupied Bandwidth 35.659 MHz</p> <p>Total Power 6.48 dBm</p> <p>Transmit Freq Error -206.37 kHz</p> <p>OBW Power 99.00 %</p> <p>x dB Bandwidth 11.58 MHz</p> <p>x dB -6.00 dB</p> <p>STATUS RF Alignment Failure</p>	<p>Frequency</p> <p>Center Freq 2.422000000 GHz</p> <p>CF Step 6.000000 MHz</p> <p>Auto Man</p> <p>Freq Offset 0 Hz</p>
<p>11N40SISO/MCH</p>	<p>Agilent Spectrum Analyzer - Occupied BW</p> <p>Center Freq 2.437000000 GHz</p> <p>Center Freq: 2.437000000 GHz</p> <p>Trig: Free Run</p> <p>Avg/Hold: 1/1</p> <p>#IFGain: Low</p> <p>#Atten: 30 dB</p> <p>Radio Std: None</p> <p>Radio Device: BTS</p> <p>03:29:41 PM Aug 04, 2018</p> <p>Ref Offset 7.01 dB</p> <p>Ref 20.00 dBm</p> <p>Mkr1 2.42266 GHz</p> <p>-13.926 dBm</p> <p>Center 2.437 GHz</p> <p>#Res BW 100 kHz</p> <p>#VBW 300 kHz</p> <p>Span 60 MHz</p> <p>Sweep 5.8 ms</p> <p>Occupied Bandwidth 36.296 MHz</p> <p>Total Power 6.54 dBm</p> <p>Transmit Freq Error 59.827 kHz</p> <p>OBW Power 99.00 %</p> <p>x dB Bandwidth 36.47 MHz</p> <p>x dB -6.00 dB</p> <p>STATUS RF Alignment Failure</p>	<p>Frequency</p> <p>Center Freq 2.437000000 GHz</p> <p>CF Step 6.000000 MHz</p> <p>Auto Man</p> <p>Freq Offset 0 Hz</p>

11N40SISO/HCH

Agilent Spectrum Analyzer - Occupied BW

<input checked="" type="checkbox"/> RL	RF	50 Ω	AC	SENSE: PULSE	ALIGN: AUTO	03:31:42 PM Aug 04, 2018
Center Freq 2.452000000 GHz				Center Freq: 2.452000000 GHz	Radio Std: None	
#IF Gain: Low				Trig: Free Run	Avg/Hold: 1/1	
				#Atten: 30 dB	Radio Device: BTS	

10 dB/div	Ref Offset 7.01 dB	Mkr1 2.4541 GHz
Log	Ref 20.00 dBm	-4.9970 dBm

Center 2.452 GHz	#VBW 300 kHz	Span 60 MHz
#Res BW 100 kHz		Sweep 5.8 ms

Occupied Bandwidth	Total Power	12.6 dBm
34.957 MHz		
Transmit Freq Error	-252.53 kHz	OBW Power
x dB Bandwidth	8.980 MHz	x dB
		99.00 %
		-6.00 dB

CF Step	Man
6.000000 MHz	
Auto	
Freq Offset	0 Hz

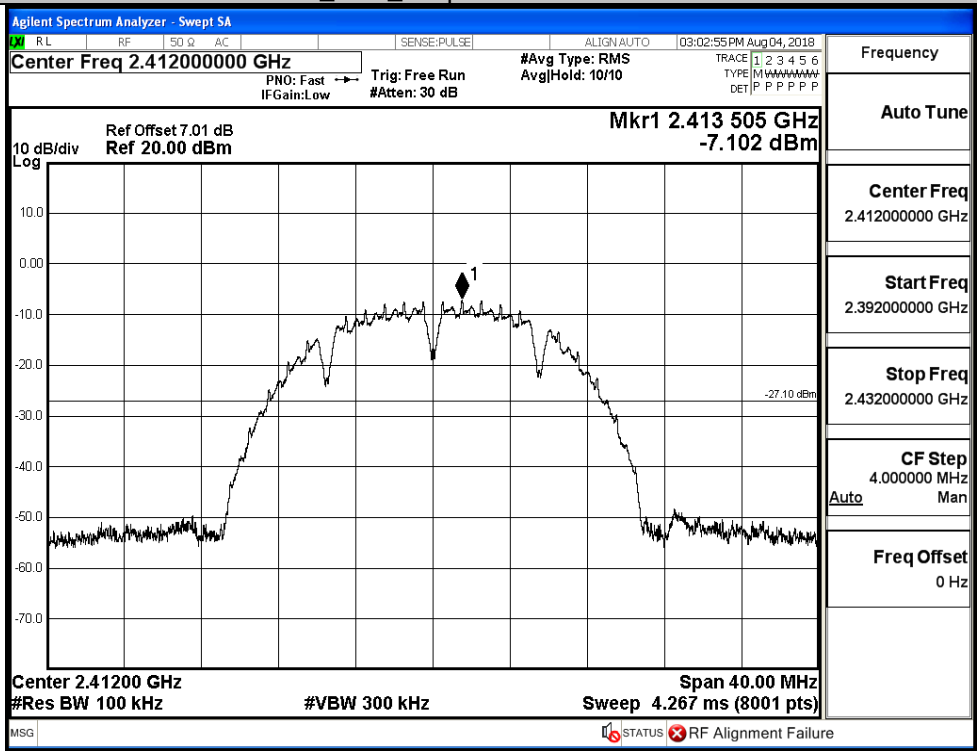
MSG
STATUS RF Alignment Failure

B.5 RF Conducted Spurious Emissions

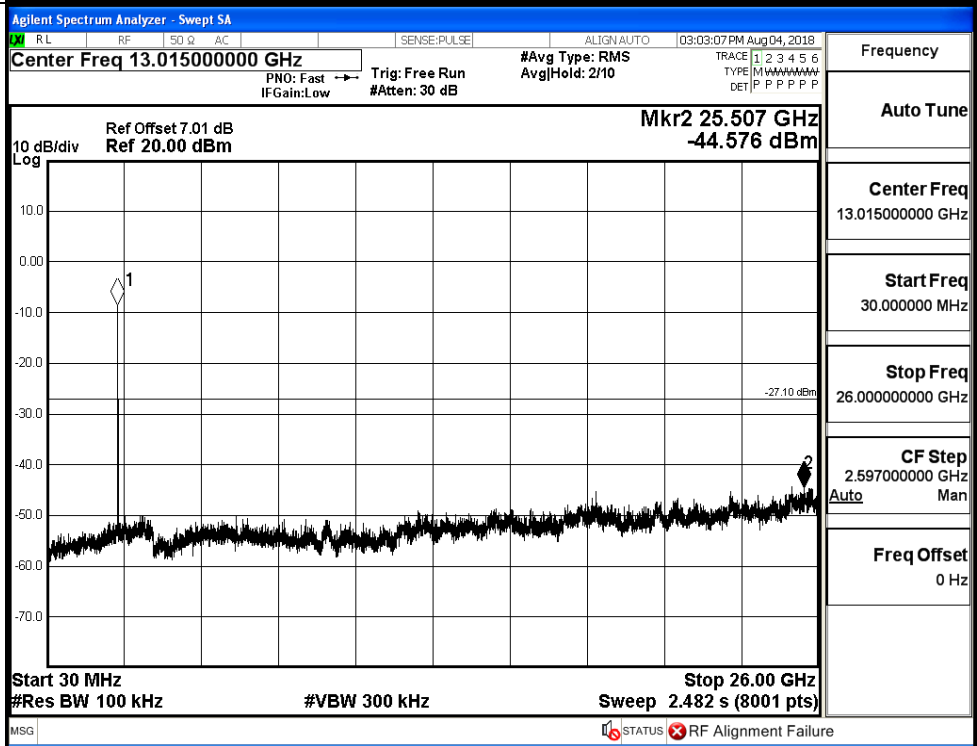
Mode	Channel	Pref [dBm]	Max. Level [dBm]	Limit [dBm]	Verdict
11B	LCH	-7.102	-44.576	-27.102	PASS
	MCH	-6.011	-44.135	-26.011	PASS
	HCH	-6.08	-44.596	-26.080	PASS
11G	LCH	-12.356	-44.383	-32.356	PASS
	MCH	-12.916	-44.674	-32.916	PASS
	HCH	-5.879	-44.863	-25.879	PASS
11N20 SISO	LCH	-11.244	-44.822	-31.244	PASS
	MCH	-12.466	-43.970	-32.466	PASS
	HCH	-5.549	-43.930	-25.549	PASS
11N40 SISO	LCH	-12.537	-43.990	-32.537	PASS
	MCH	-13.984	-44.651	-33.984	PASS
	HCH	-5.747	-44.916	-25.747	PASS

11B LCH Graphs

Pref/11B/LCH



Puw/11B/LCH

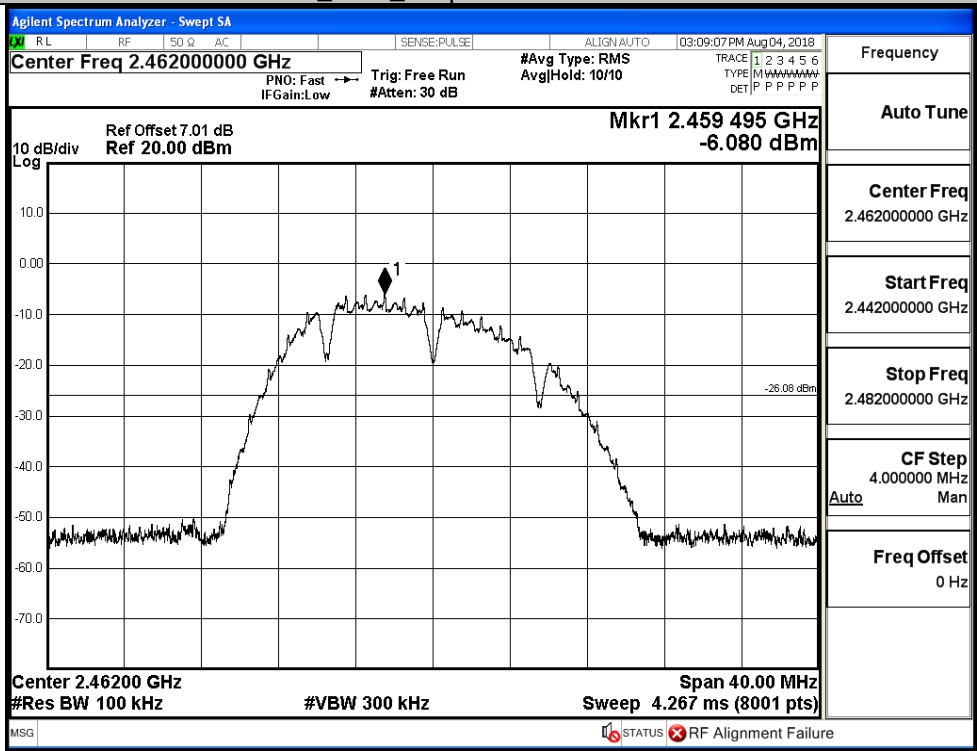


11B_MCH_Graphs

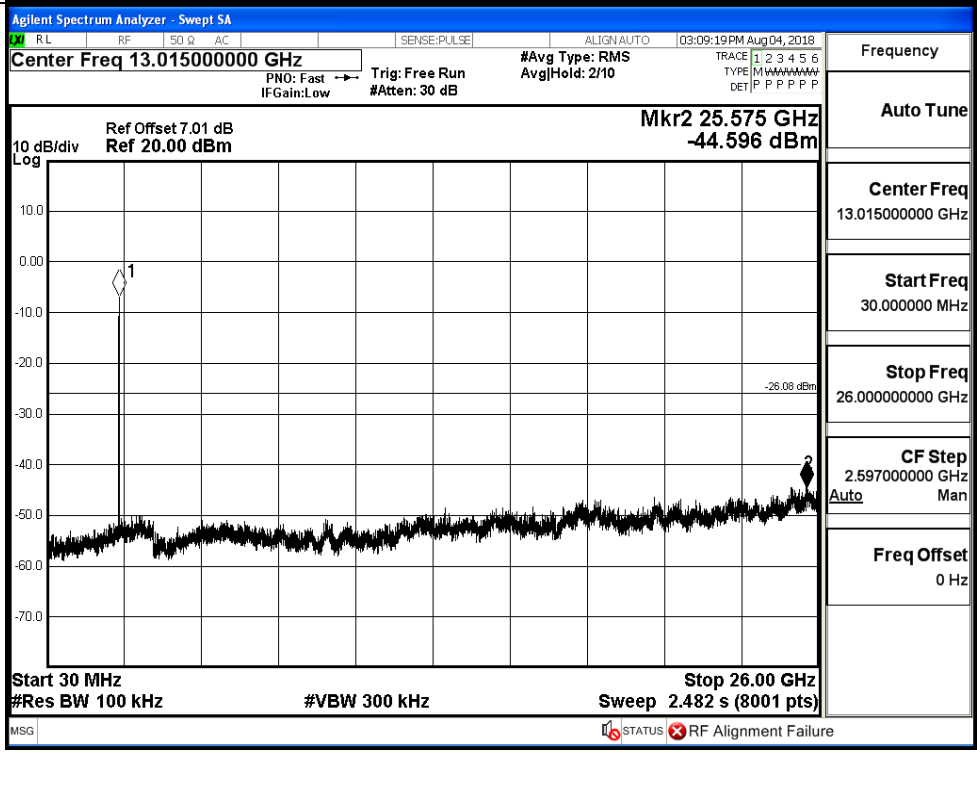
<p>Pref/11B/MCH</p>	<p>Agilent Spectrum Analyzer - Swept SA Center Freq 2.43700000 GHz Ref Offset 7.01 dB Ref 20.00 dBm Mkr1 2.435 490 GHz -6.011 dBm 10 dB/div Log Center 2.43700 GHz #Res BW 100 kHz #VBW 300 kHz Span 40.00 MHz Sweep 4.267 ms (8001 pts)</p>	<p>Frequency</p> <p>Auto Tune</p> <p>Center Freq 2.437000000 GHz</p> <p>Start Freq 2.417000000 GHz</p> <p>Stop Freq 2.457000000 GHz</p> <p>CF Step 4.000000 MHz Auto Man</p> <p>Freq Offset 0 Hz</p>
<p>Puw/11B/MCH</p>	<p>Agilent Spectrum Analyzer - Swept SA Center Freq 13.01500000 GHz Ref Offset 7.01 dB Ref 20.00 dBm Mkr2 25.649 GHz -44.135 dBm 10 dB/div Log Start 30 MHz #Res BW 100 kHz #VBW 300 kHz Stop 26.00 GHz Sweep 2.482 s (8001 pts)</p>	<p>Frequency</p> <p>Auto Tune</p> <p>Center Freq 13.015000000 GHz</p> <p>Start Freq 30.000000 MHz</p> <p>Stop Freq 26.000000000 GHz</p> <p>CF Step 2.597000000 GHz Auto Man</p> <p>Freq Offset 0 Hz</p>

11B_HCH_Graphs

Pref/11B/HCH



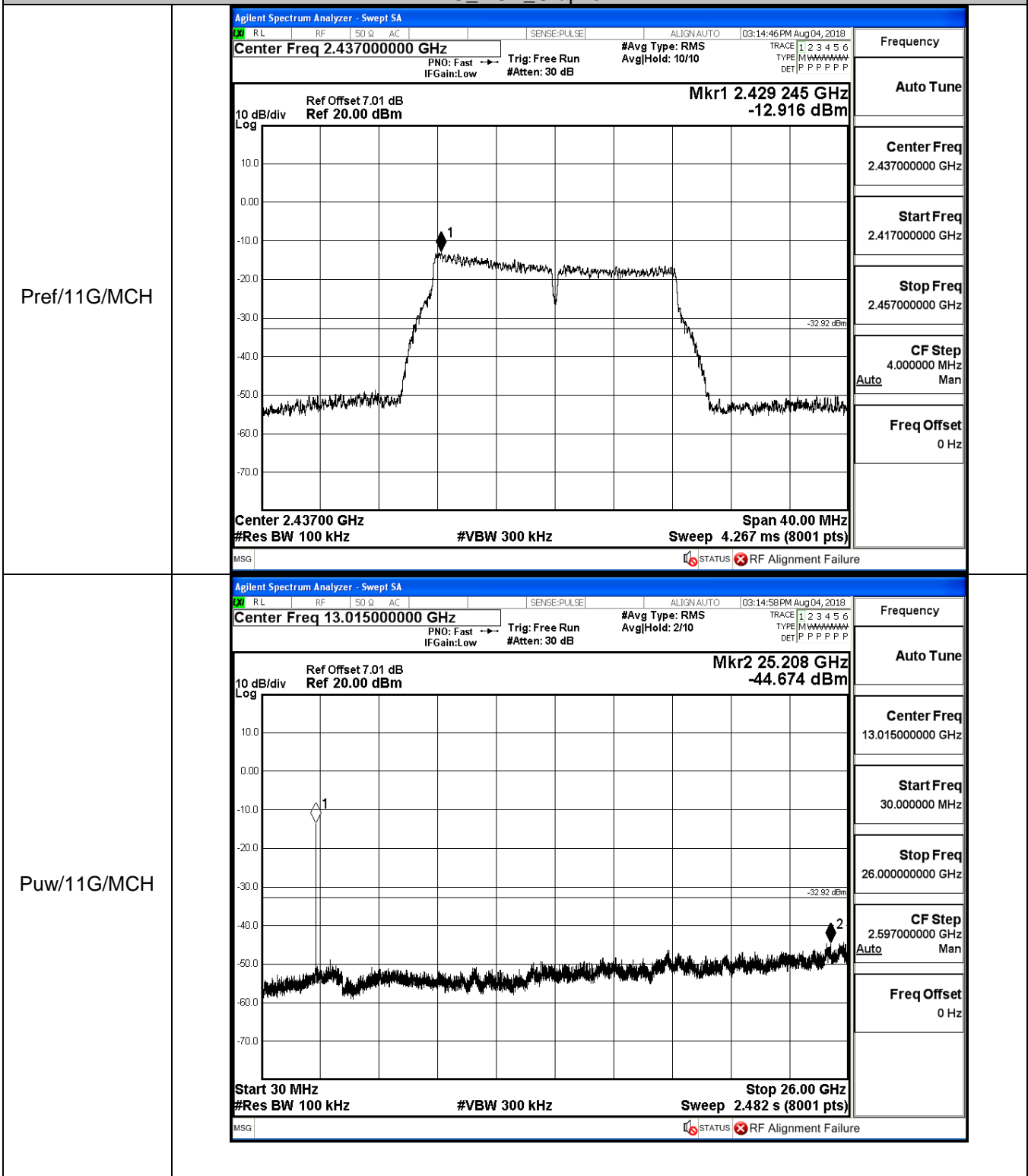
Puw/11B/HCH



11G_LCH_Graphs

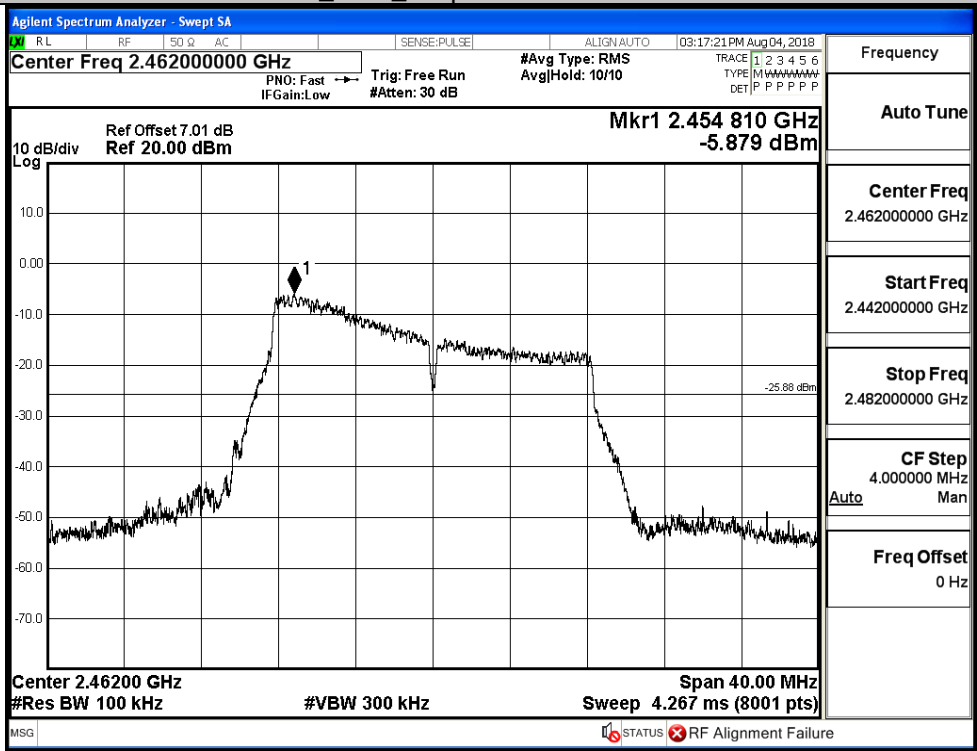
<p>Pref/11G/LCH</p>		<p>Frequency</p> <p>Auto Tune</p> <p>Center Freq 2.412000000 GHz</p> <p>Start Freq 2.392000000 GHz</p> <p>Stop Freq 2.432000000 GHz</p> <p>CF Step 4.000000 MHz Auto Man</p> <p>Freq Offset 0 Hz</p>
<p>Puw/11G/LCH</p>		<p>Frequency</p> <p>Auto Tune</p> <p>Center Freq 13.015000000 GHz</p> <p>Start Freq 30.000000 MHz</p> <p>Stop Freq 26.000000000 GHz</p> <p>CF Step 2.597000000 GHz Auto Man</p> <p>Freq Offset 0 Hz</p>

11G_MCH Graphs

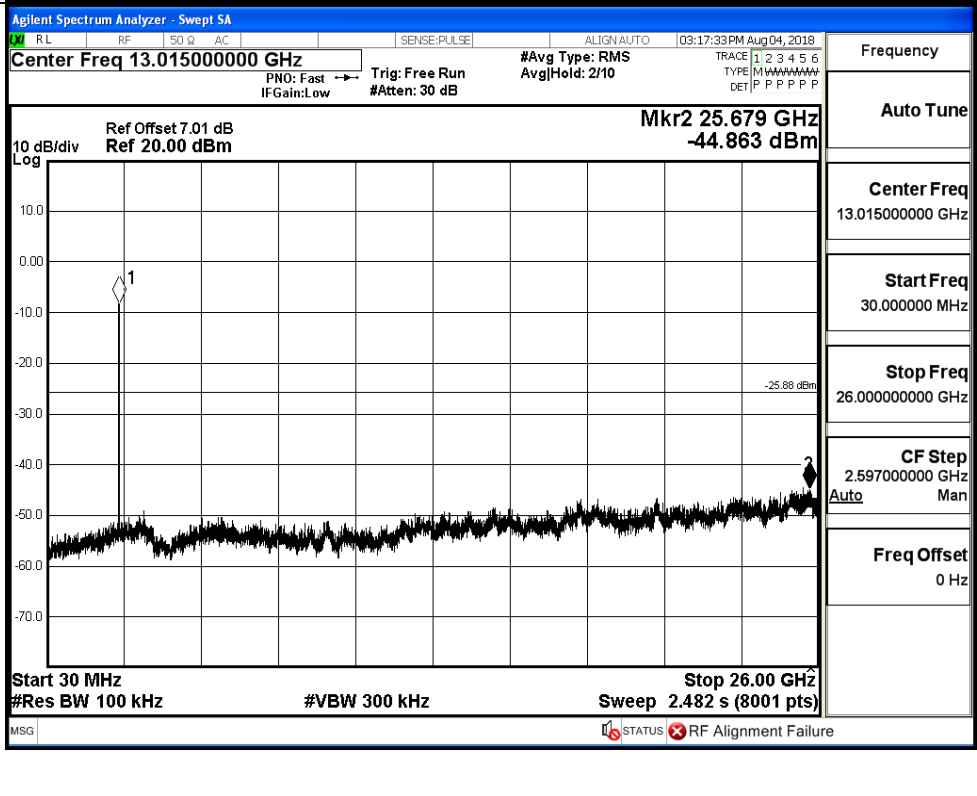


11G_HCH Graphs

Pref/11G/HCH

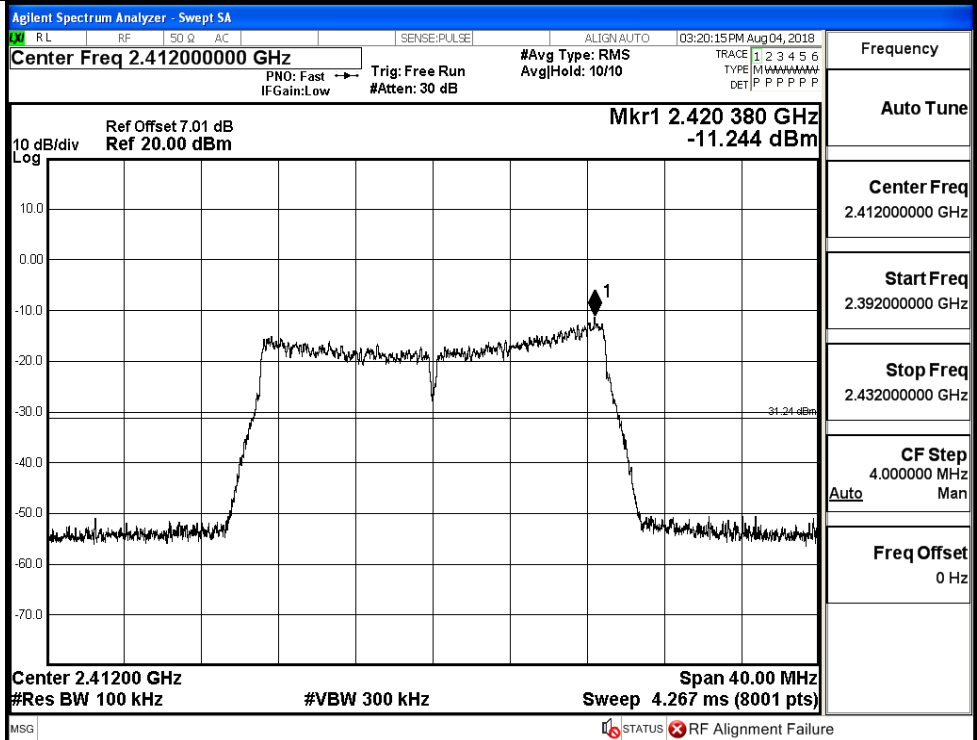


Puw/11G/HCH



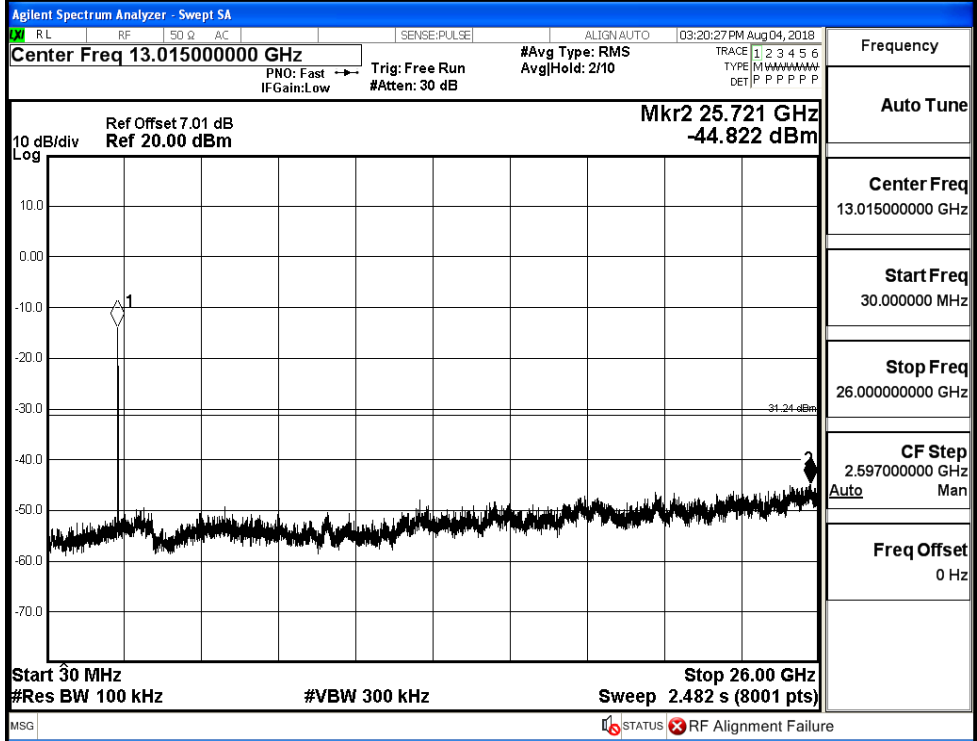
11N20SISO LCH Graphs

Pref/11N20SIS
O/LCH



Frequency
Auto Tune
Center Freq 2.412000000 GHz
Start Freq 2.392000000 GHz
Stop Freq 2.432000000 GHz
CF Step 4.000000 MHz Auto Man
Freq Offset 0 Hz

Puw/11N20
SISO/LCH



Frequency
Auto Tune
Center Freq 13.015000000 GHz
Start Freq 30.000000 MHz
Stop Freq 26.000000000 GHz
CF Step 2.597000000 GHz Auto Man
Freq Offset 0 Hz

11N20SISO_MCH_Graphs

<p>Pref/11N20 SISO/MCH</p>	<p>Agilent Spectrum Analyzer - Swept SA Center Freq 2.43700000 GHz PNO: Fast IFGain:Low Trig: Free Run #Atten: 30 dB #Avg Type: RMS AvgHold: 10/10 03:22:56 PM Aug 04, 2018 Mkr1 2.428 635 GHz -12.466 dBm Ref Offset 7.01 dB Ref 20.00 dBm 10 dB/div Log Center Freq 2.43700 GHz #Res BW 100 kHz #VBW 300 kHz Span 40.00 MHz Sweep 4.267 ms (8001 pts) STATUS RF Alignment Failure</p>	<p>Frequency</p> <p>Auto Tune</p> <p>Center Freq 2.437000000 GHz</p> <p>Start Freq 2.417000000 GHz</p> <p>Stop Freq 2.457000000 GHz</p> <p>CF Step 4.000000 MHz Auto Man</p> <p>Freq Offset 0 Hz</p>
<p>Puw/11N20 SISO/MCH</p>	<p>Agilent Spectrum Analyzer - Swept SA Center Freq 13.01500000 GHz PNO: Fast IFGain:Low Trig: Free Run #Atten: 30 dB #Avg Type: RMS AvgHold: 2/10 03:23:08 PM Aug 04, 2018 Mkr2 25.688 GHz -43.970 dBm Ref Offset 7.01 dB Ref 20.00 dBm 10 dB/div Log Start 30 MHz #Res BW 100 kHz #VBW 300 kHz Stop 26.00 GHz Sweep 2.482 s (8001 pts) STATUS RF Alignment Failure</p>	<p>Frequency</p> <p>Auto Tune</p> <p>Center Freq 13.015000000 GHz</p> <p>Start Freq 30.000000 MHz</p> <p>Stop Freq 26.000000000 GHz</p> <p>CF Step 2.597000000 GHz Auto Man</p> <p>Freq Offset 0 Hz</p>

11N20SISO_HCH_Graphs

<p>Pref/11N20 SISO/HCH</p>	<p>Agilent Spectrum Analyzer - Swept SA Center Freq 2.46200000 GHz Ref Offset 7.01 dB Ref 20.00 dBm Mkr1 2.455 355 GHz -5.549 dBm 10 dB/div Log Center 2.46200 GHz #Res BW 100 kHz #VBW 300 kHz Span 40.00 MHz Sweep 4.267 ms (8001 pts) STATUS RF Alignment Failure</p>	<p>Frequency Auto Tune Center Freq 2.462000000 GHz Start Freq 2.442000000 GHz Stop Freq 2.482000000 GHz CF Step 4.000000 MHz Auto Man Freq Offset 0 Hz</p>
<p>Puw/11N20 SISO/HCH</p>	<p>Agilent Spectrum Analyzer - Swept SA Center Freq 13.01500000 GHz Ref Offset 7.01 dB Ref 20.00 dBm Mkr2 25.559 GHz -43.930 dBm 10 dB/div Log Start 30 MHz #Res BW 100 kHz #VBW 300 kHz Stop 26.00 GHz Sweep 2.482 s (8001 pts) STATUS RF Alignment Failure</p>	<p>Frequency Auto Tune Center Freq 13.015000000 GHz Start Freq 30.000000 MHz Stop Freq 26.000000000 GHz CF Step 2.597000000 GHz Auto Man Freq Offset 0 Hz</p>

11N40SISO LCH Graphs

<p>Pref/11N40 SISO/LCH</p>		<p>Frequency Auto Tune Center Freq 2.422000000 GHz Start Freq 2.382000000 GHz Stop Freq 2.462000000 GHz CF Step 8.000000 MHz Auto Man Freq Offset 0 Hz</p>
<p>Puw/11N40 SISO/LCH</p>		<p>Frequency Auto Tune Center Freq 13.015000000 GHz Start Freq 30.000000 MHz Stop Freq 26.000000000 GHz CF Step 2.597000000 GHz Auto Man Freq Offset 0 Hz</p>

11N40SISO_MCH_Graphs

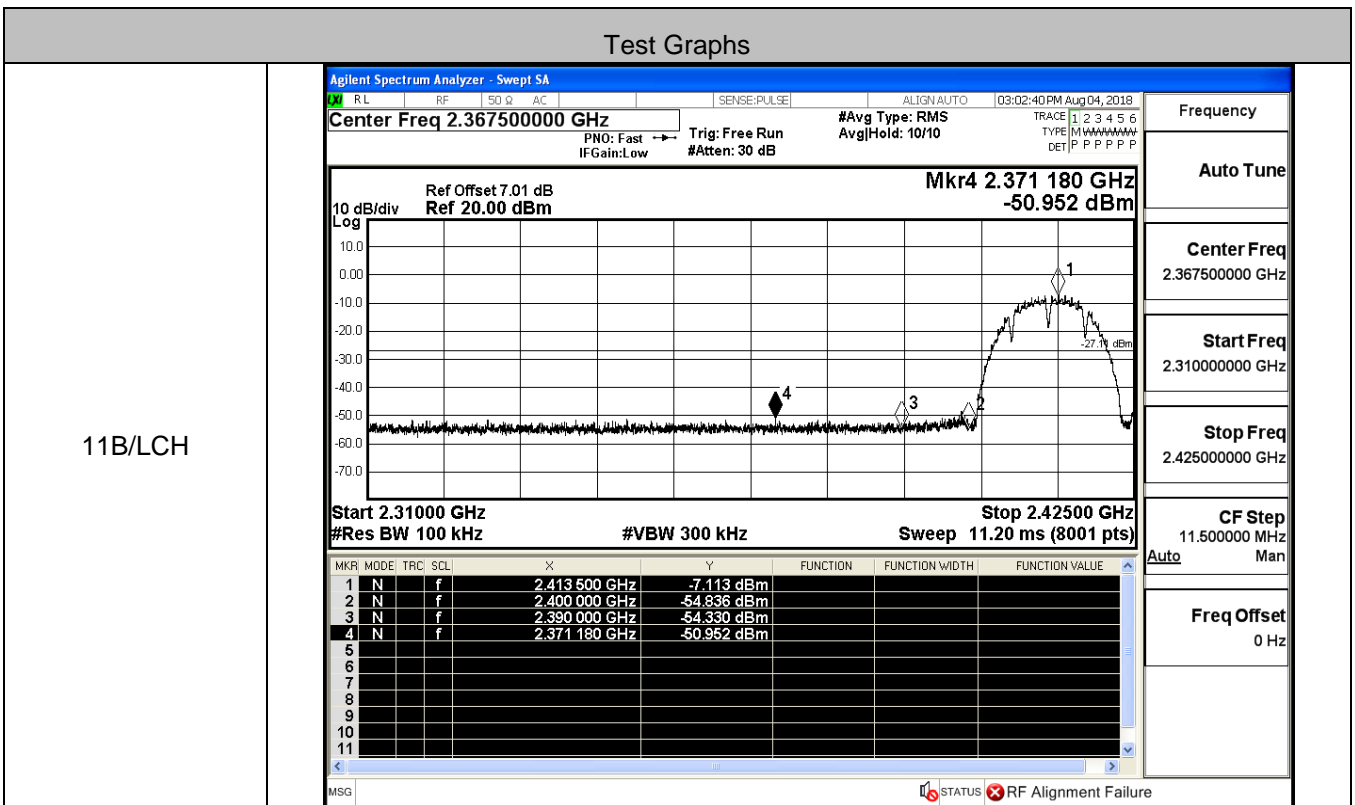
<p>Pref/11N40 SISO/MCH</p>	<p>Agilent Spectrum Analyzer - Swept SA</p> <p>Center Freq 2.43700000 GHz</p> <p>Mkr1 2.422 63 GHz -13.984 dBm</p> <p>Center Freq 2.43700 GHz #Res BW 100 kHz #VBW 300 kHz Sweep 8.000 ms (8001 pts)</p>	<p>Frequency</p> <p>Auto Tune</p> <p>Center Freq 2.437000000 GHz</p> <p>Start Freq 2.397000000 GHz</p> <p>Stop Freq 2.477000000 GHz</p> <p>CF Step 8.000000 MHz Auto Man</p> <p>Freq Offset 0 Hz</p>
<p>Puw/11N40 SISO/MCH</p>	<p>Agilent Spectrum Analyzer - Swept SA</p> <p>Center Freq 13.01500000 GHz</p> <p>Mkr2 25.643 GHz -44.651 dBm</p> <p>Start 30 MHz #Res BW 100 kHz #VBW 300 kHz Sweep 2.482 s (8001 pts)</p>	<p>Frequency</p> <p>Auto Tune</p> <p>Center Freq 13.015000000 GHz</p> <p>Start Freq 30.000000 MHz</p> <p>Stop Freq 26.000000000 GHz</p> <p>CF Step 2.597000000 GHz Auto Man</p> <p>Freq Offset 0 Hz</p>

11N40SISO_HCH_Graphs

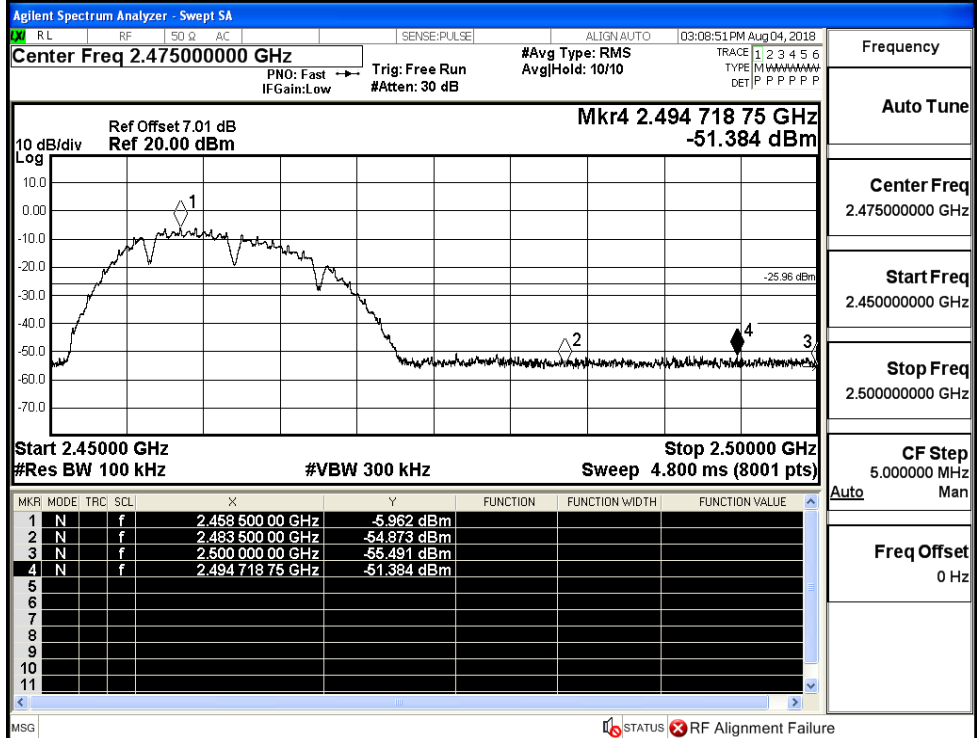
<p>Pref/11N40 SISO/HCH</p>		<p>Frequency</p> <p>Auto Tune</p> <p>Center Freq 2.452000000 GHz</p> <p>Start Freq 2.412000000 GHz</p> <p>Stop Freq 2.492000000 GHz</p> <p>CF Step 8.000000 MHz Auto Man</p> <p>Freq Offset 0 Hz</p>
<p>Puw/11N40 SISO/HCH</p>		<p>Frequency</p> <p>Auto Tune</p> <p>Center Freq 13.015000000 GHz</p> <p>Start Freq 30.000000 MHz</p> <p>Stop Freq 26.000000000 GHz</p> <p>CF Step 2.597000000 GHz Auto Man</p> <p>Freq Offset 0 Hz</p>

B.6 Band-edge for RF Conducted Emissions

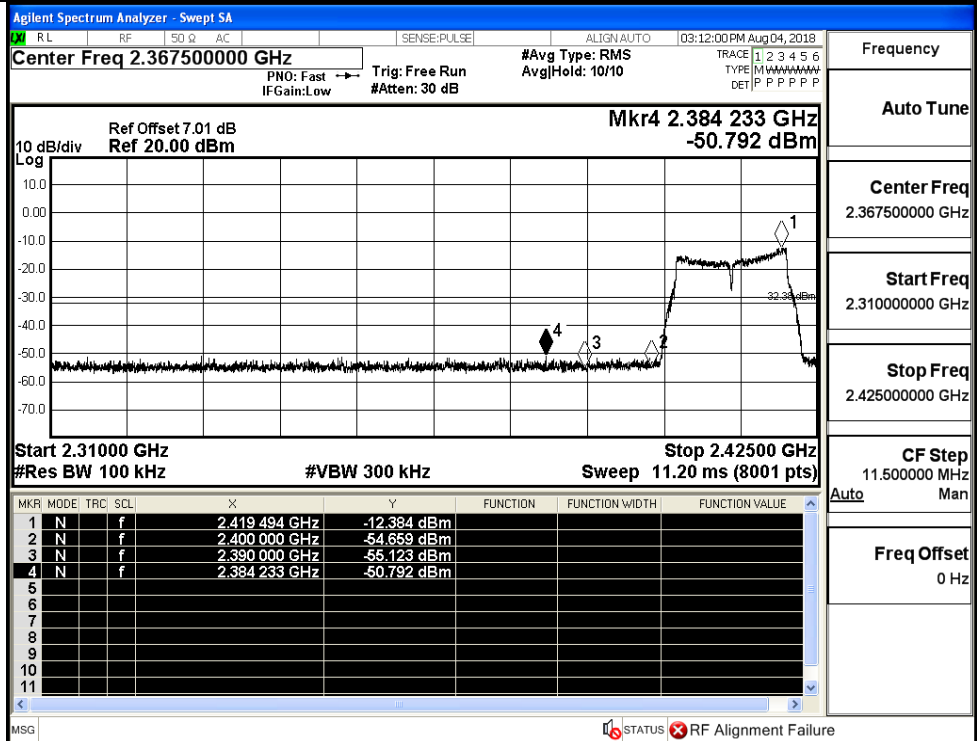
Mode	Channel	Carrier Power[dBm]	Max.Spurious Level [dBm]	Limit [dBm]	Verdict
11B	LCH	-7.113	-50.952	-27.11	PASS
	HCH	-5.962	-51.384	-25.96	PASS
11G	LCH	-12.384	-50.792	-32.38	PASS
	HCH	-5.881	-51.041	-25.88	PASS
11N20SISO	LCH	-11.385	-51.193	-31.39	PASS
	HCH	-5.575	-50.970	-25.58	PASS
11N40SISO	LCH	-12.805	-51.437	-32.81	PASS
	HCH	-5.664	-48.185	-25.66	PASS



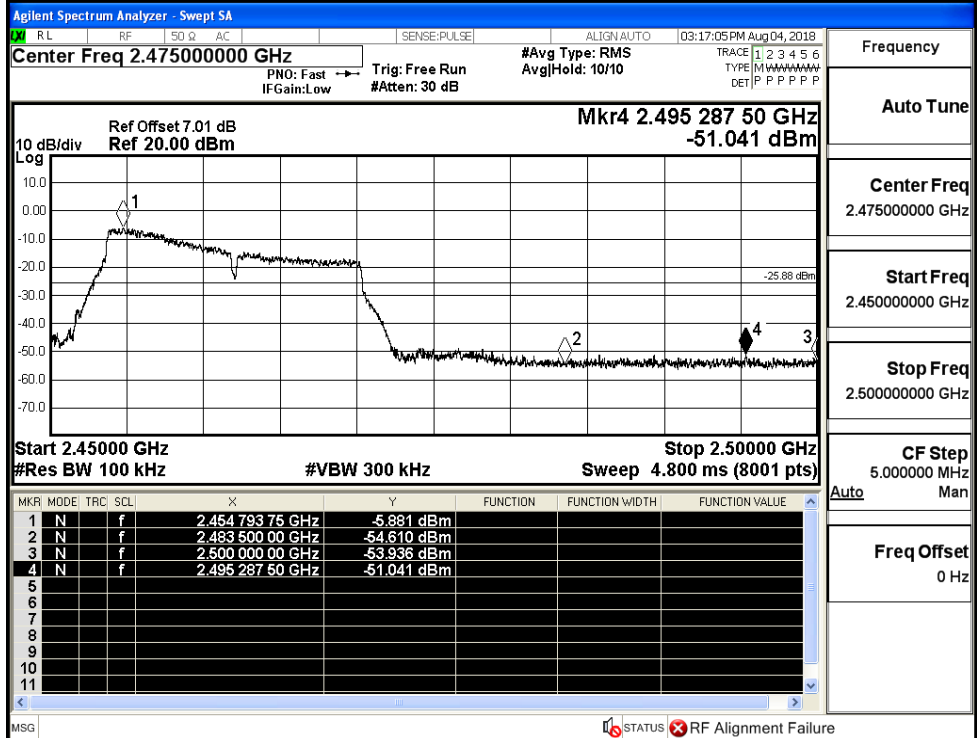
11B/HCH



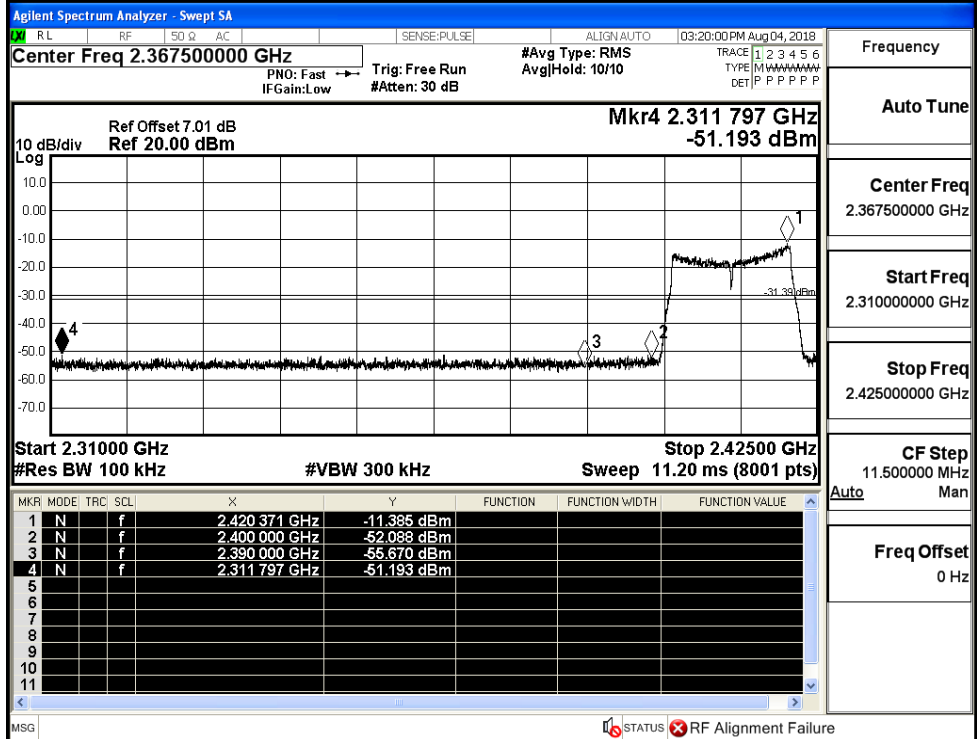
11G/LCH



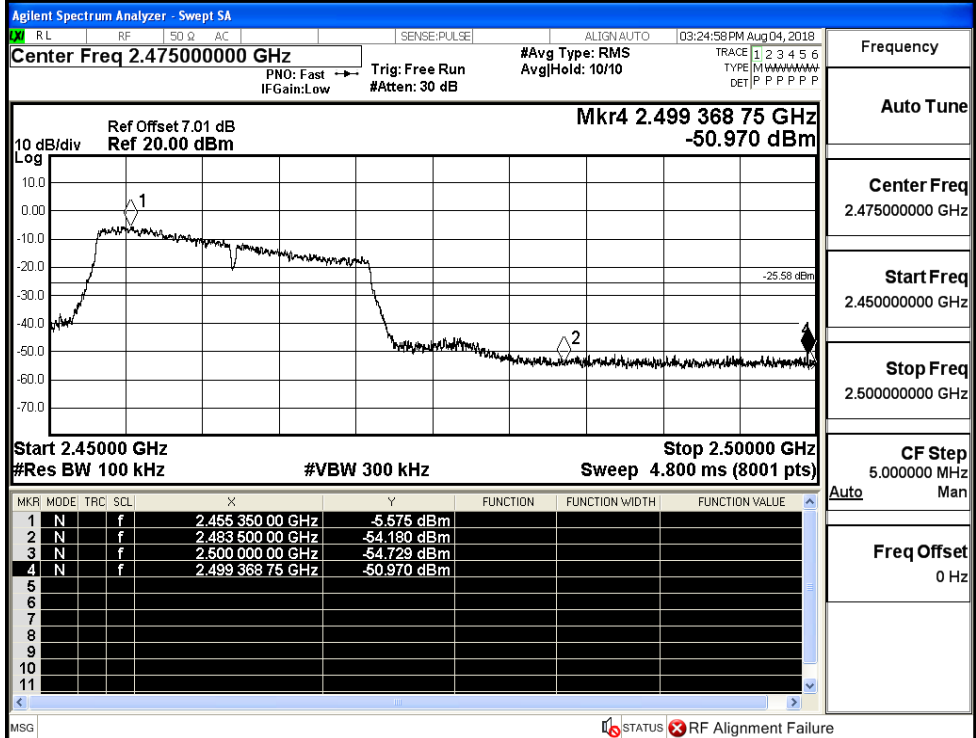
11G/HCH



11N20SISO/LCH



11N20SISO/HCH



Frequency

Auto Tune

Center Freq
2.475000000 GHz

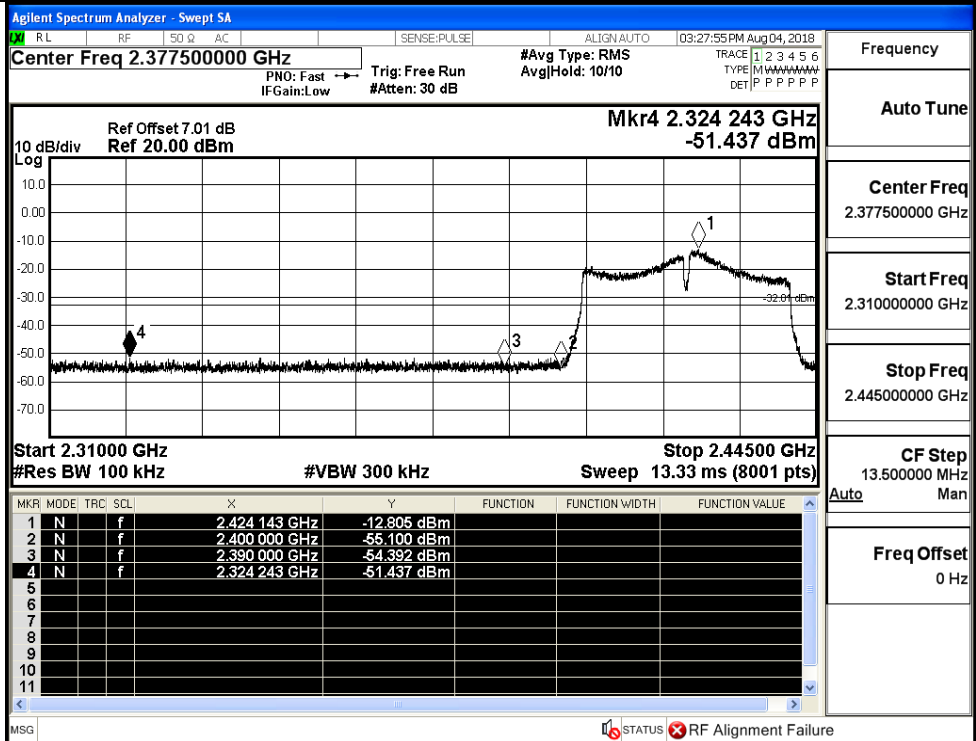
Start Freq
2.450000000 GHz

Stop Freq
2.500000000 GHz

CF Step
5.000000 MHz

Freq Offset
0 Hz

11N40SISO/LCH



Frequency

Auto Tune

Center Freq
2.377500000 GHz

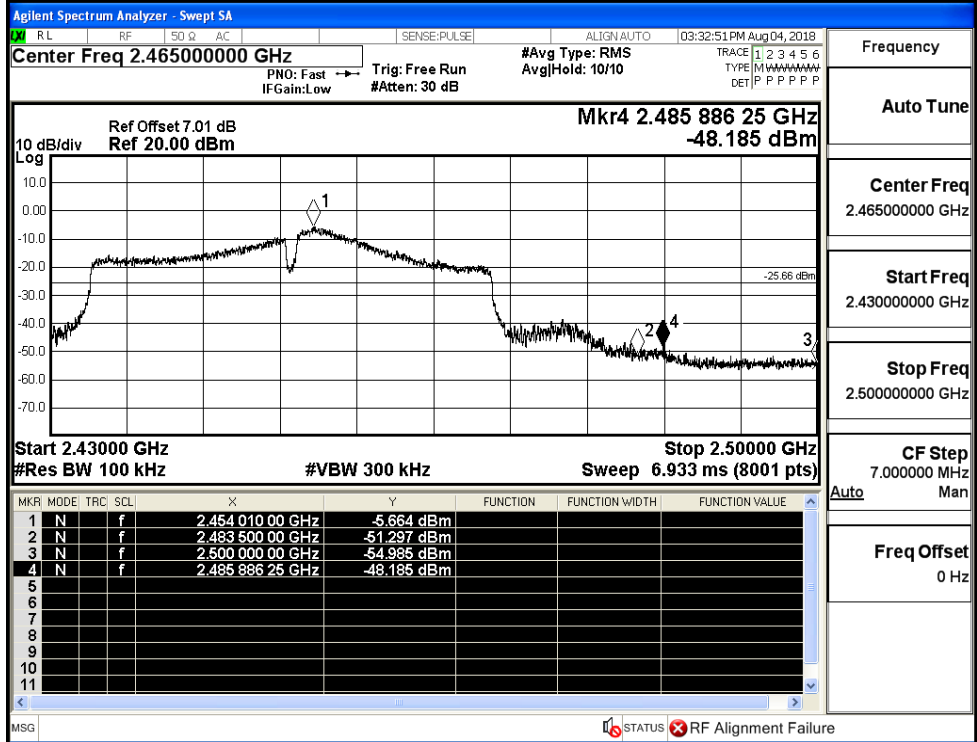
Start Freq
2.310000000 GHz

Stop Freq
2.445000000 GHz

CF Step
13.500000 MHz

Freq Offset
0 Hz

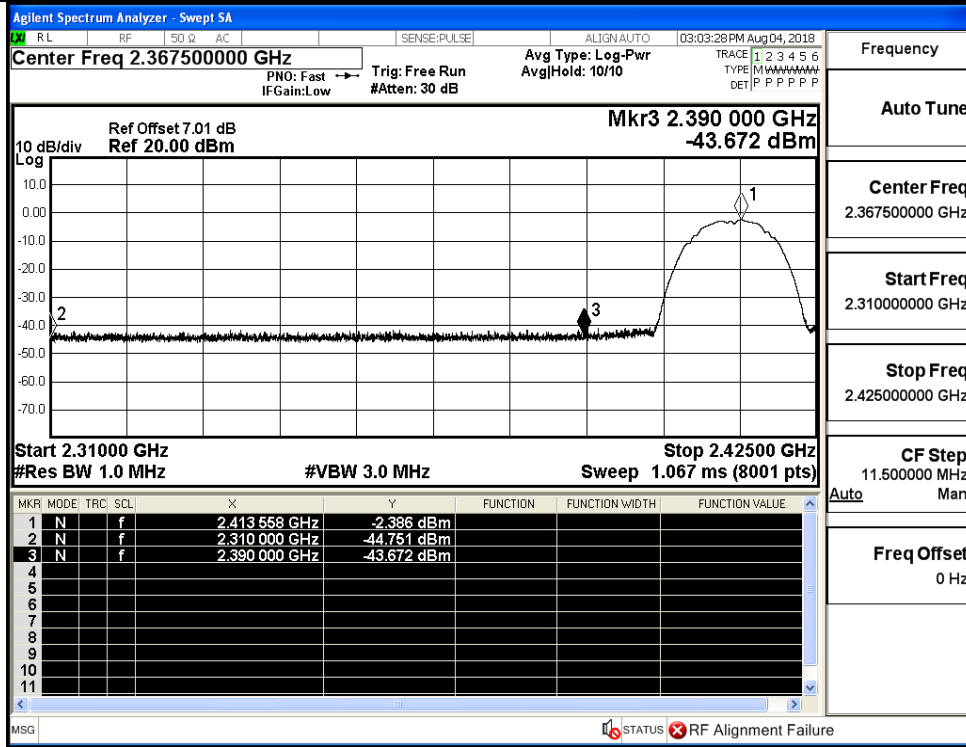
11N40SISO/HCH



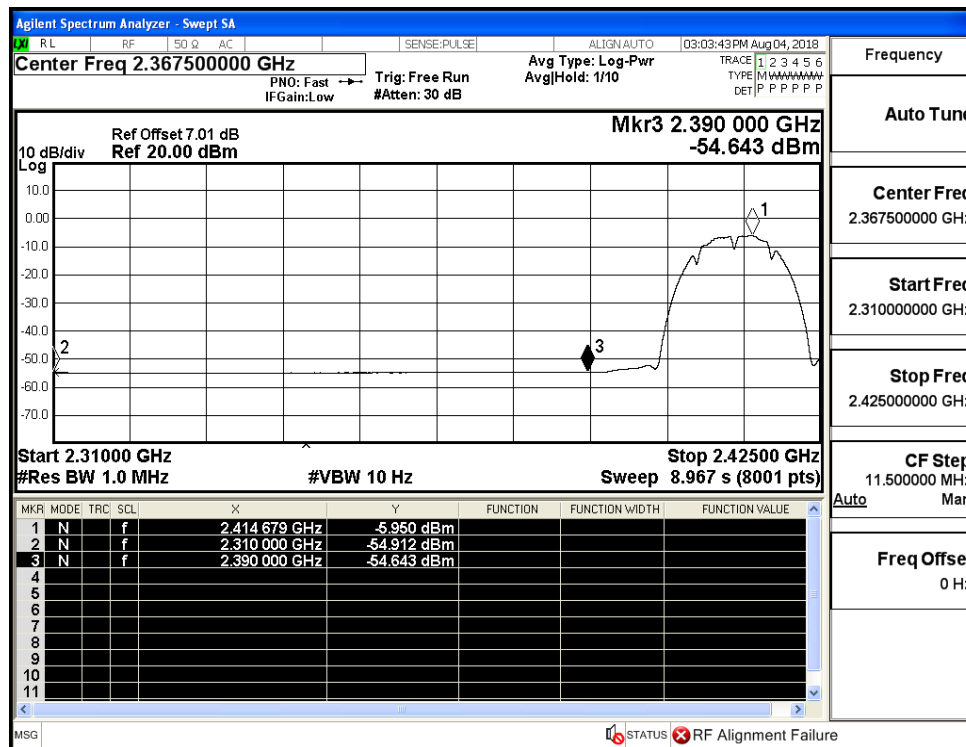
B.7 Restrict-band band-edge measurements

Test Mode	Test Channel	Ant	Freq.	Power [dBm]	Gain	Ground Factor	E [dBuV/m]	Detector	Limit [dBu V/m]	Verdict
11B	2412	Ant1	2310.0	-44.75	2.0	0	52.51	PEAK	74	PASS
	2412	Ant1	2310.0	-54.91	2.0	0	42.35	AV	54	PASS
	2412	Ant1	2390.0	-43.67	2.0	0	53.59	PEAK	74	PASS
	2412	Ant1	2390.0	-54.64	2.0	0	42.61	AV	54	PASS
	2462	Ant1	2483.5	-44.02	2.0	0	53.24	PEAK	74	PASS
	2462	Ant1	2483.5	-54.46	2.0	0	42.79	AV	54	PASS
	2462	Ant1	2500.0	-42.63	2.0	0	54.63	PEAK	74	PASS
	2462	Ant1	2500.0	-54.30	2.0	0	42.95	AV	54	PASS
11G	2412	Ant1	2310.0	-43.99	2.0	0	53.27	PEAK	74	PASS
	2412	Ant1	2310.0	-54.90	2.0	0	42.35	AV	54	PASS
	2412	Ant1	2390.0	-43.77	2.0	0	53.49	PEAK	74	PASS
	2412	Ant1	2390.0	-54.64	2.0	0	42.62	AV	54	PASS
	2462	Ant1	2483.5	-43.04	2.0	0	54.22	PEAK	74	PASS
	2462	Ant1	2483.5	-54.30	2.0	0	42.96	AV	54	PASS
	2462	Ant1	2500.0	-44.32	2.0	0	52.94	PEAK	74	PASS
	2462	Ant1	2500.0	-54.30	2.0	0	42.96	AV	54	PASS
11N20 SISO	2412	Ant1	2310.0	-44.91	2.0	0	52.35	PEAK	74	PASS
	2412	Ant1	2310.0	-54.94	2.0	0	42.32	AV	54	PASS
	2412	Ant1	2390.0	-43.53	2.0	0	53.73	PEAK	74	PASS
	2412	Ant1	2390.0	-54.64	2.0	0	42.62	AV	54	PASS
	2462	Ant1	2483.5	-43.83	2.0	0	53.43	PEAK	74	PASS
	2462	Ant1	2483.5	-54.05	2.0	0	43.21	AV	54	PASS
	2462	Ant1	2500.0	-41.95	2.0	0	55.30	PEAK	74	PASS
	2462	Ant1	2500.0	-54.27	2.0	0	42.99	AV	54	PASS
11N40 SISO	2422	Ant1	2310.0	-43.56	2.0	0	53.69	PEAK	74	PASS
	2422	Ant1	2310.0	-54.91	2.0	0	42.34	AV	54	PASS
	2422	Ant1	2390.0	-44.05	2.0	0	53.20	PEAK	74	PASS
	2422	Ant1	2390.0	-54.62	2.0	0	42.64	AV	54	PASS
	2452	Ant1	2483.5	-38.80	2.0	0	58.46	PEAK	74	PASS
	2452	Ant1	2483.5	-51.83	2.0	0	45.43	AV	54	PASS
	2452	Ant1	2500.0	-44.37	2.0	0	52.89	PEAK	74	PASS
	2452	Ant1	2500.0	-54.31	2.0	0	42.95	AV	54	PASS

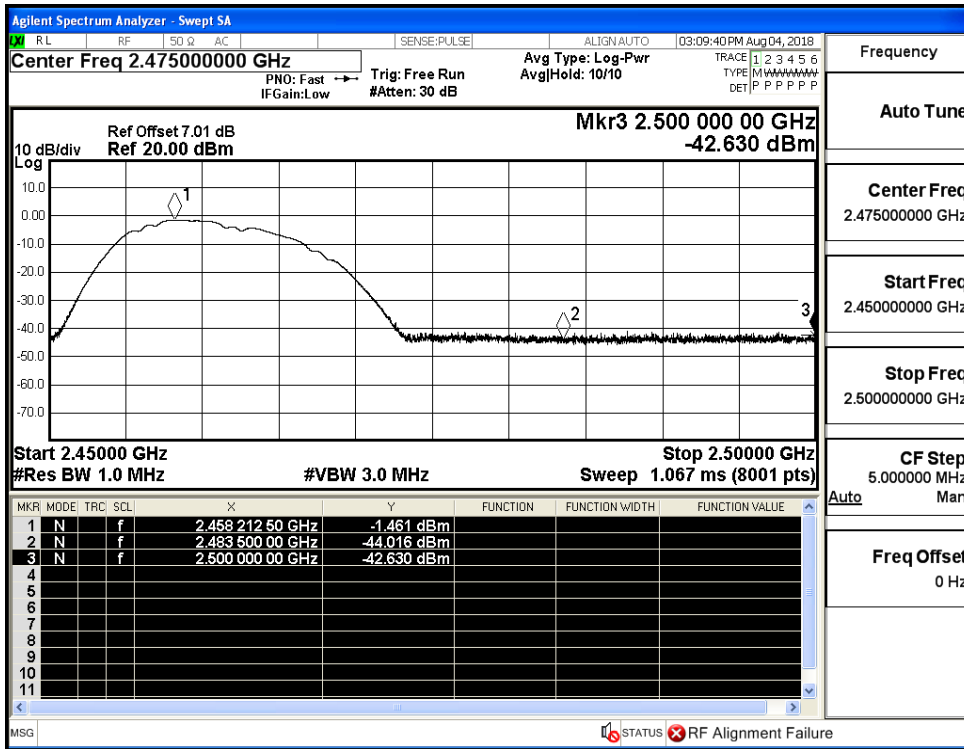
Restrict-band band-edge measurements_11B_2412_Ant1_PEAK



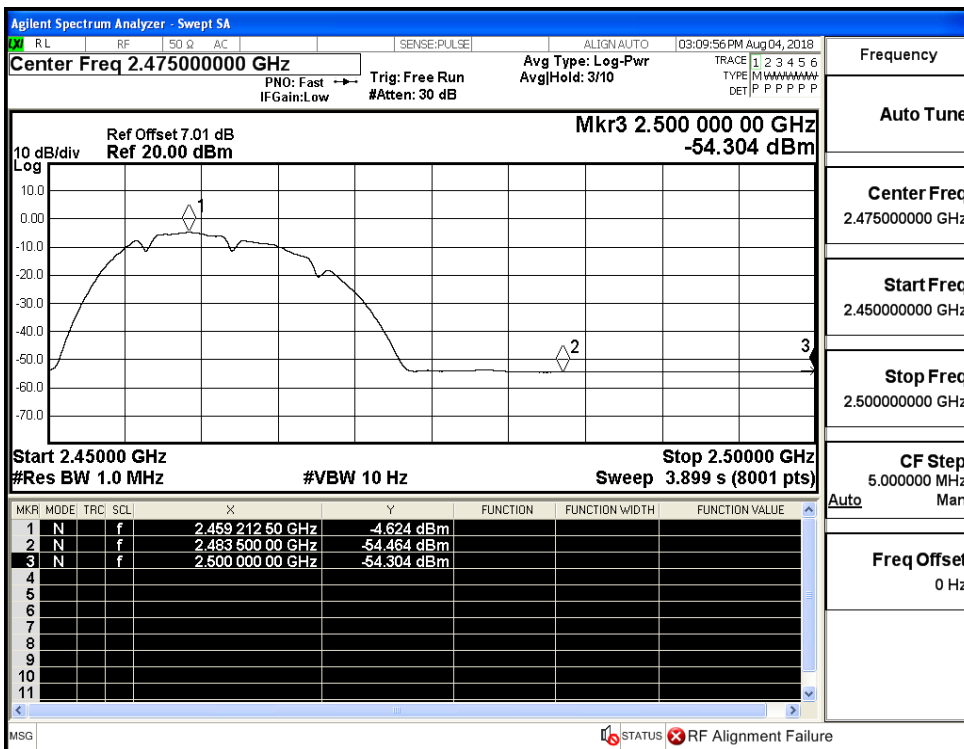
Restrict-band band-edge measurements_11B_2412_Ant1_AV



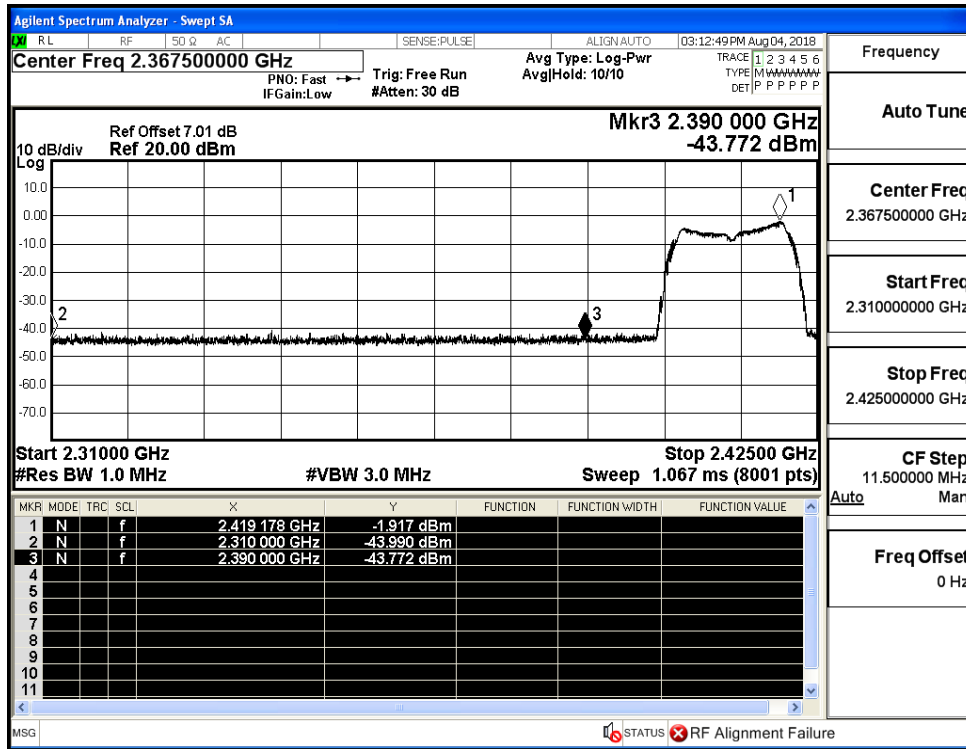
Restrict-band band-edge measurements_11B_2462_Ant1_PEAK



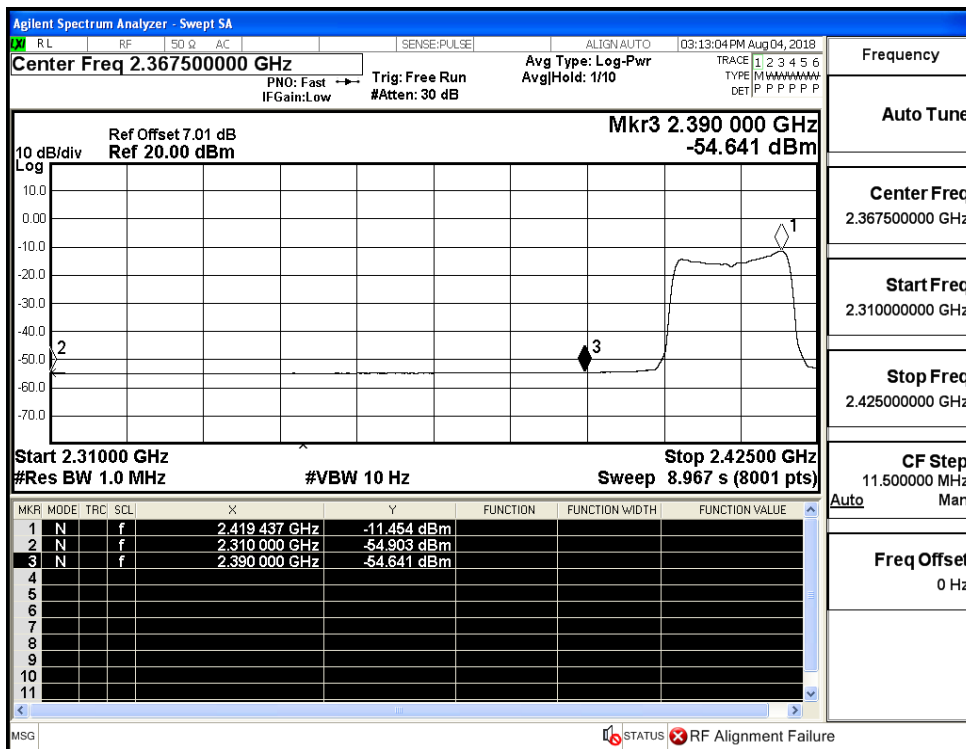
Restrict-band band-edge measurements_11B_2462_Ant1_AV



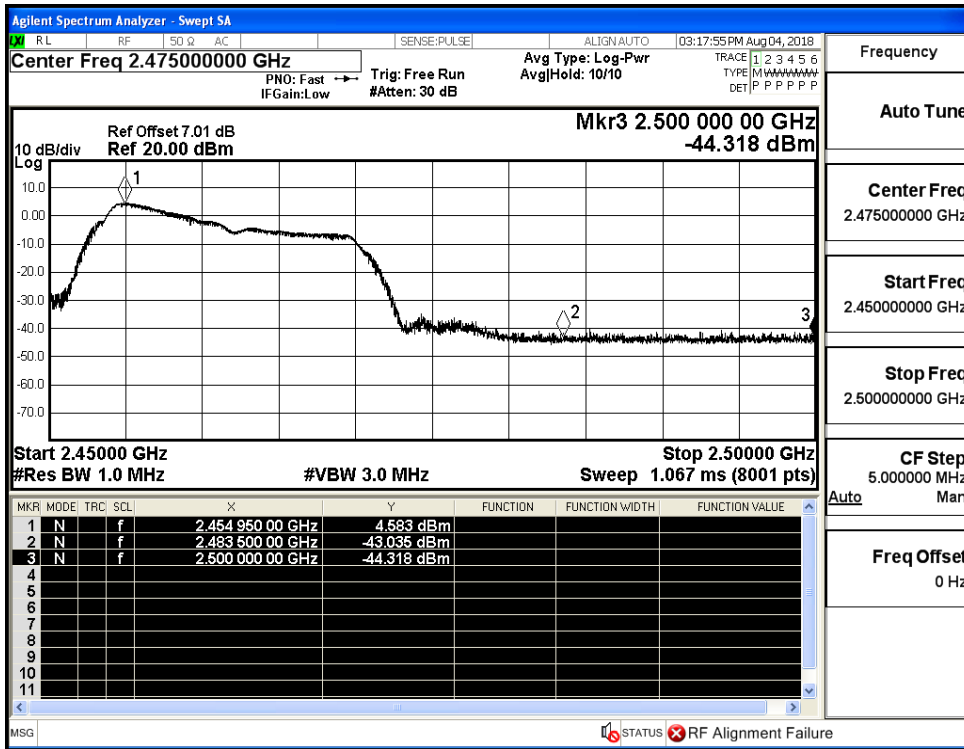
Restrict-band band-edge measurements_11G_2412_Ant1_PEAK



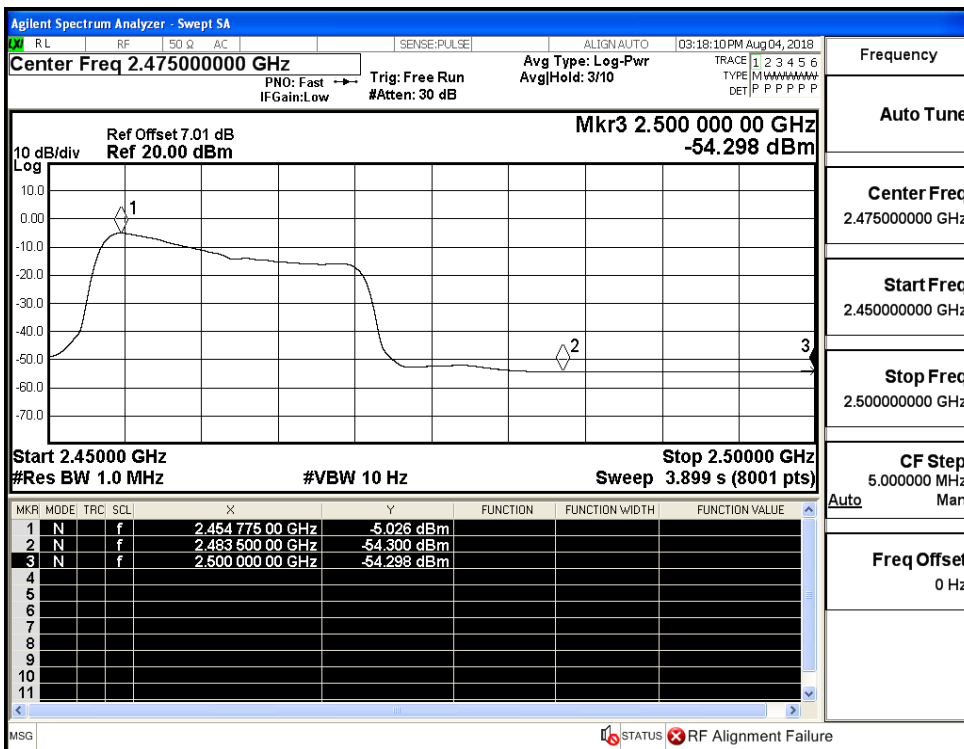
Restrict-band band-edge measurements_11G_2412_Ant1_AV



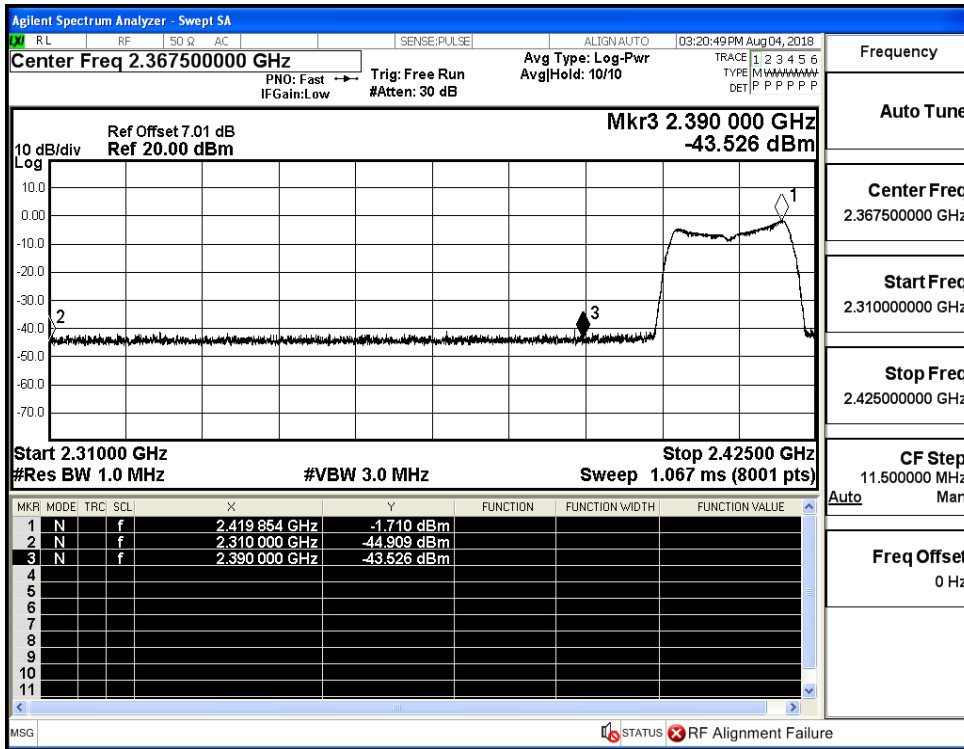
Restrict-band band-edge measurements_11G_2462_Ant1_PEAK



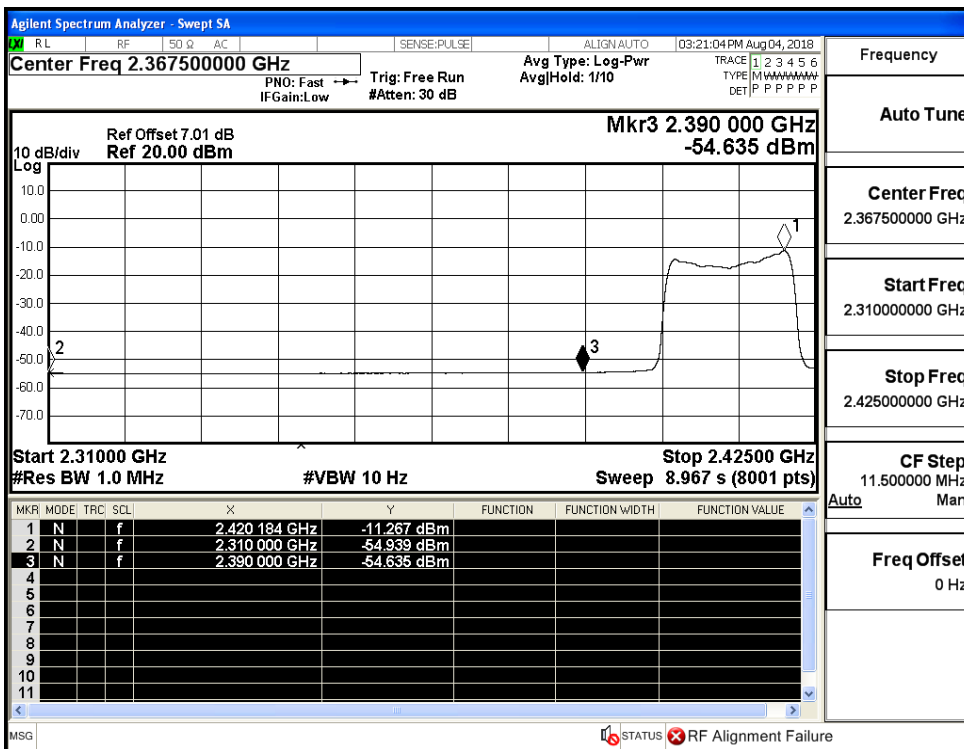
Restrict-band band-edge measurements_11G_2462_Ant1_AV



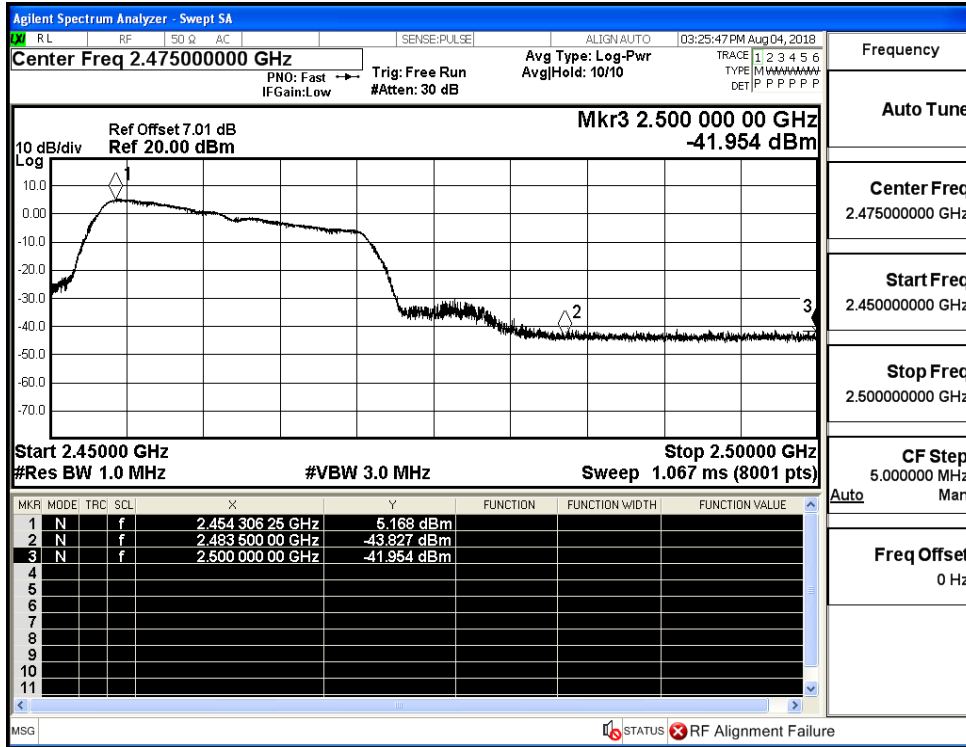
Restrict-band band-edge measurements_11N20SISO_2412_Ant1_PEAK



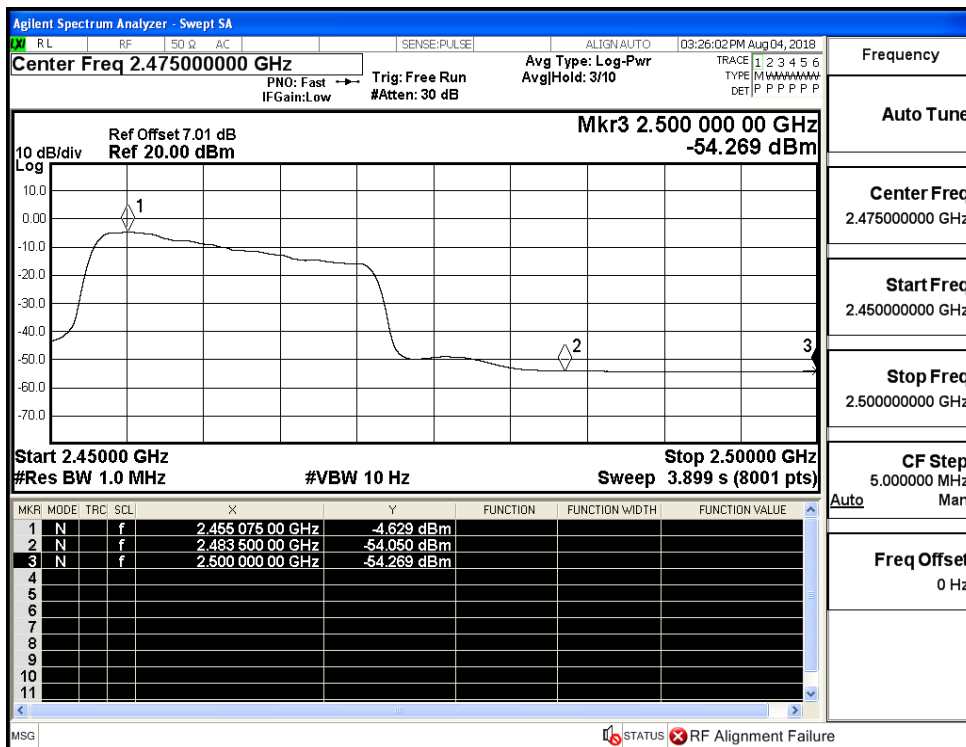
Restrict-band band-edge measurements_11N20SISO_2412_Ant1_AV



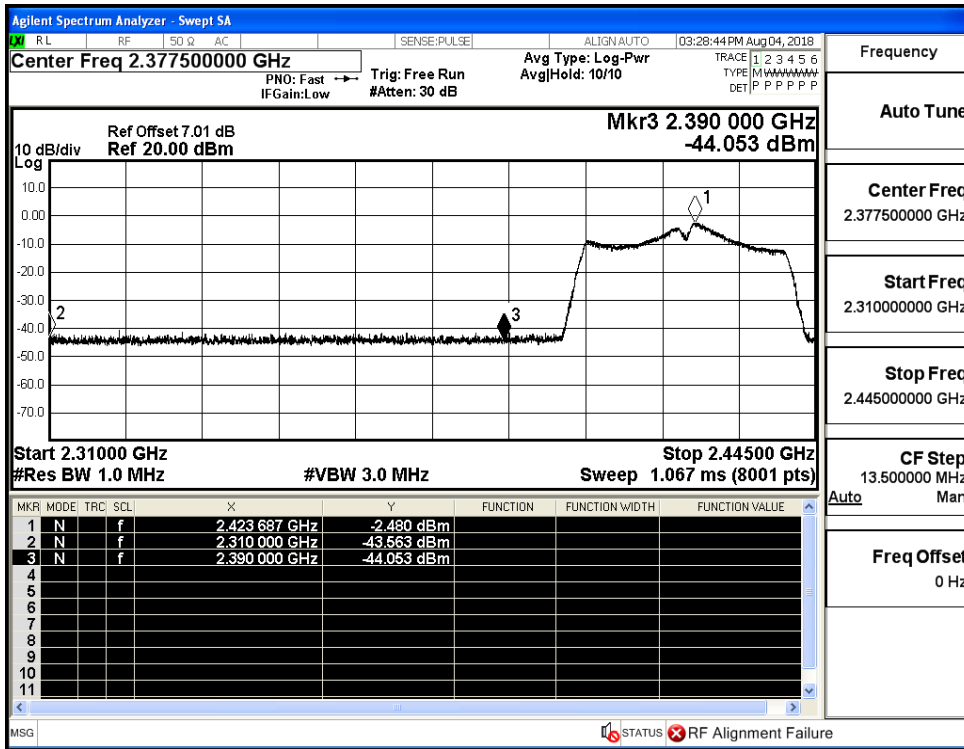
Restrict-band band-edge measurements_11N20SISO_2462_Ant1_PEAK



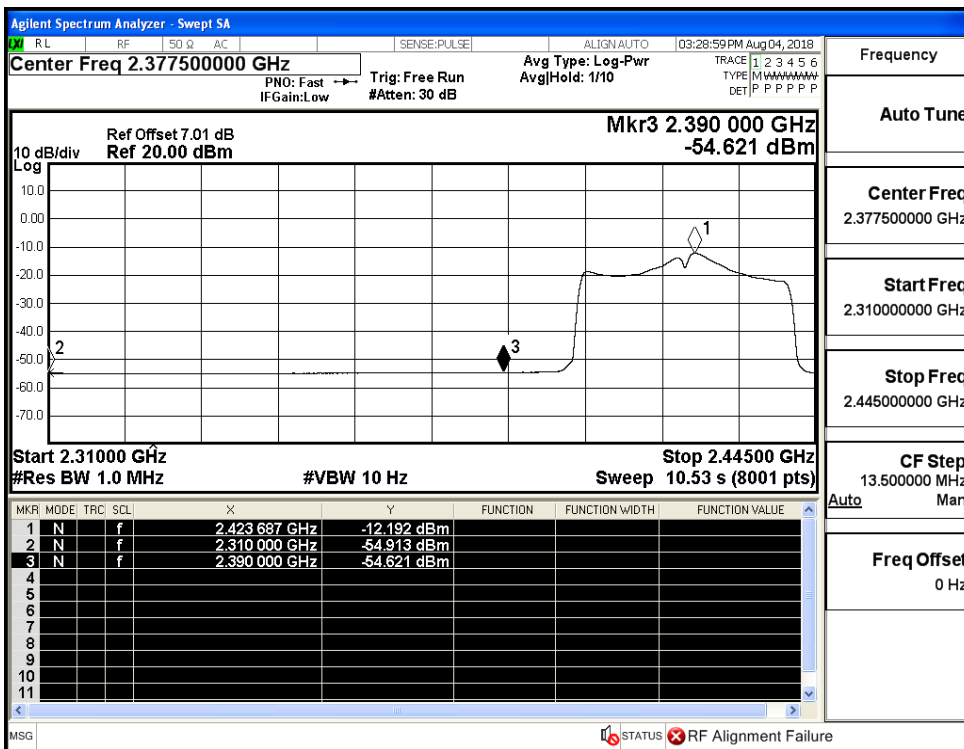
Restrict-band band-edge measurements_11N20SISO_2462_Ant1_AV



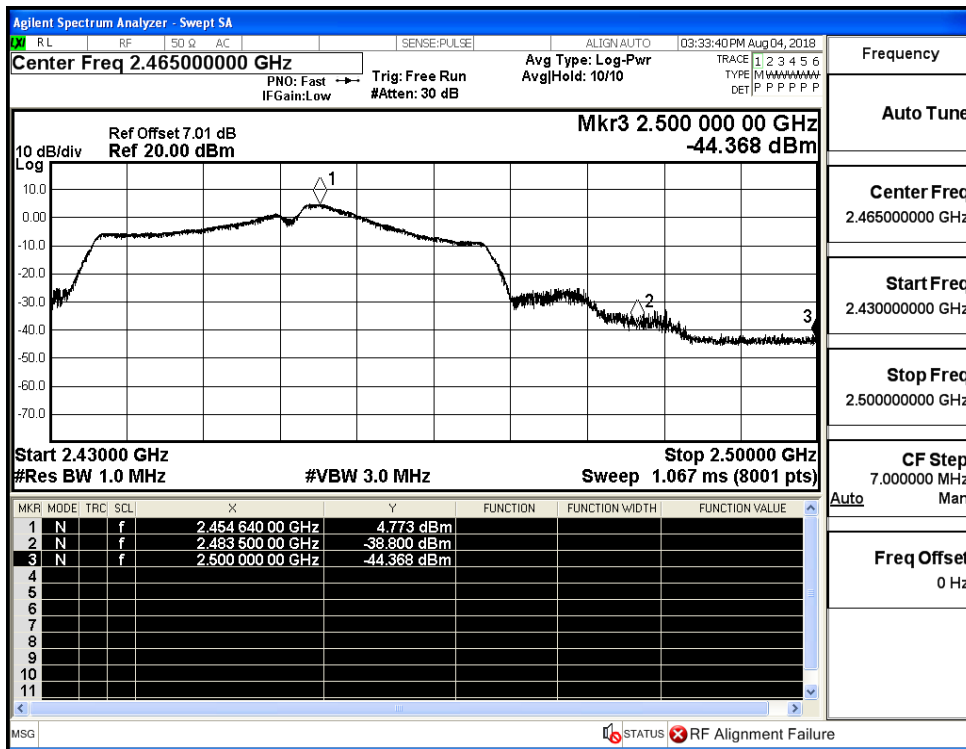
Restrict-band band-edge measurements_11N40SISO_2422_Ant1_PEAK



Restrict-band band-edge measurements_11N40SISO_2422_Ant1_AV



Restrict-band band-edge measurements_11N40SISO_2452_Ant1_PEAK



Restrict-band band-edge measurements_11N40SISO_2452_Ant1_AV

