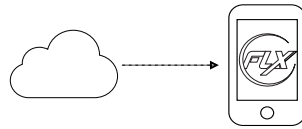




Quick Start Guide

Copyright © 2018 FLX Partnership Limited. - All Rights Reserved.

- 1 Download the FLX app on your smartphone

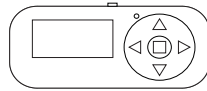


Android App

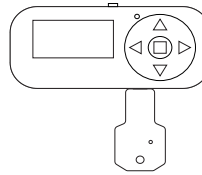


iOS App

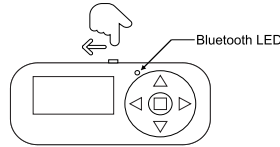
- 2 Go through the guided setup and create a PIN. DO NOT FORGET YOUR PIN. It is necessary to be able to restore from your FLX Key.



- 3 Insert the FLX Key into the USB port on the FLX ONE when prompted. The FLX Key is used to recover your wallet in the event of loss or damage.



- 4 Make sure Bluetooth is enabled on your smartphone, and the Bluetooth switch on the top of the FLX ONE is to the left. The FLX ONE should be on and unlocked. The Bluetooth LED should be lit.



- 5 Start the FLX mobile app and unlock the FLX ONE with the PIN you created. The app should see your FLX ONE in the list of devices. Select your device to connect.



Limited Warranty

FLX One Wallet Manufacturer's Limited Warranty

FLX Partnership Limited, (hereby "FLX") warrants to end user, that its product, excluding content and or software supplied with or on the product, will be free from material defects in manufacture, will conform to FLX's published product specifications and be fit for normal use during the applicable Warranty Period commencing on the date of purchase. THE APPLICABLE WARRANTY PERIOD SHALL BE ONE YEAR FROM THE DATE OF PURCHASE.

To make a warranty claim please contact FLX at support@flxwallet.com within the Warranty Period and provide proof of purchase (showing date and place of purchase and name of reseller, if any) and the product name, type and number. You may return the product by following the guideline listed. For further information see www.flxwallet.com.

FLX may at its option repair this product or provide you with an equivalent product, and if unable to repair or replace the product, will refund the purchase price. Neither FLX nor any partner, officer, director, member, shareholder agent, employee or joint venture of FLX shall be liable for any direct or indirect, consequential, incidental or special damages, including, without limitation, business interruption, extra expense, loss of profits, loss of property (for purposes of this warranty the term "property" shall specifically include any Bitcoin or any other form of crypto-currency/property stored or maintained on the product), delay and/or loss of use, or for damage caused by improper use (including use in an incompatible device and use not in accordance with the instructions), or by improper installation, unauthorized repair, modification or accident, whether resulting from negligence, breach of contract, failure of essential purpose, or otherwise, and even if possibility of such is or was foreseeable by end of user, FLX or any other person or entity. For purpose of this Agreement, the foregoing types of excluded damage shall include any cost arising out of a product recall. This constitutes FLX's entire liability which will never exceed the price you paid for it, plus the necessary costs you made for the warranty claim. FLX DISCLAIMS ALL EXPRESSED AND IMPLIED WARRANTIES TO THE FULLEST EXTENT PERMITTED BY LAW. IF FLX CANNOT DISCLAIM IMPLIED WARRANTIES UNDER APPLICABLE LAW, THEN TO THE EXTENT POSSIBLE, SUCH IMPLIED WARRANTIES ARE LIMITED TO THE DURATION OF THE EXPRESS WARRANTY. THE WARRANTY DURATION ON ANY REPLACED PRODUCT WILL BE THAT PORTION OF THE WARRANTY PERIOD REMAINING ON YOUR ORIGINAL PRODUCT.

FCC Statement to user:

This equipment has been tested and found to comply with the limits for a Class B digital device, pursuant to part 15 of the FCC Rules. These limits are designed to provide reasonable protection against harmful interference in a residential installation. This equipment generates, uses and can radiate radio frequency energy and, if not installed and used in accordance with the instructions, may cause harmful interference to radio communications. However, there is no guarantee that interference will not occur in a particular installation. If this equipment does cause harmful interference to radio or television reception, which can be determined by turning the equipment off and on, the user is encouraged to try to correct the interference by one or more of the following measures:

- Reorient or relocate the receiving antenna.
- Increase the separation between the equipment and receiver.
- Connect the equipment into an outlet on a circuit different from that to which the receiver is connected.
- Consult the dealer or an experienced radio/TV technician for help.

FCC COMPLIANCE STATEMENT

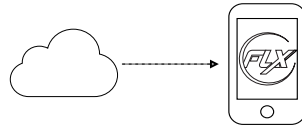
This device complies with part 15 of the FCC Rules. Operation is subject to the following two conditions:
(1) This device may not cause harmful interference, and
(2) this device must accept any interference received, including interference that may cause undesired operation



便捷安装指导

Copyright © 2018 FLX Partnership Limited. - All Rights Reserved.

- 1 请在您的智能手机上下载安装FLX one App。

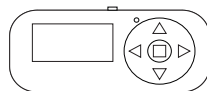


Android App

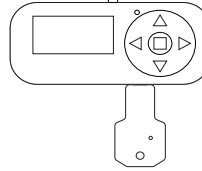


iOS App

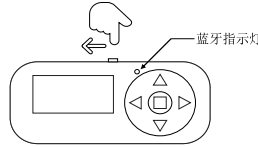
- 2 按照安装指导完成安装并创建密码。请牢记您的密码，从FLX Key 恢复FLX ONE时必须使用该密码。



- 3 按提示将FLX Key 插入FLX ONE 的USB 插口。FLX Key 在FLX ONE钱包丢失或受损时用于恢复钱包数据。



- 4 确保您的手机蓝牙功能打开并确保FLX ONE 顶部蓝牙开关处于左侧位置。FLX ONE 应处于打开并解锁状态。蓝牙指示灯应处于亮灯状态。



- 5 打开您手机上的App运用软件并用您创建的密码解锁FLX ONE。FLX ONE 应在该软件设备清单中可见。选择FLX ONE连接您的手机。



Canada ICES-003:

IC:24159-0018

This device complies with Industry Canada licence-exempt RSS standard(s). Operation is subject to the following two conditions:

(1) this device may not cause interference, and

(2) this device must accept any interference, including interference that may cause undesired operation of the device. This device has been designed to operate with the antennas provided within the equipment. Use of other antennas may violate Industry Canada rules and void the user's authority to operate the equipment.

Le présent appareil est conforme aux CNR d'Industrie Canada applicables aux appareils radio exempts de licence. L'exploitation est autorisée aux deux conditions suivantes:

(1) l'appareil ne doit pas produire de brouillage, et

(2) l'utilisateur de l'appareil doit accepter tout brouillage radioélectrique subi, même si le brouillage est susceptible d'en compromettre le fonctionnement. Ce dispositif a été conçu pour fonctionner avec les antennes fournies avec ce produit. L'utilisation d'autres antennes peut enfreindre les règles industrielles du Canada et annuler l'autorité de l'utilisateur quant au fonctionnement de l'équipement.