

## FRONT

### Fast Wireless Charging

MODEL: C-093



COMPATIBILITY:  
iPhone®X, iPhone®XS, iPhone®XS Max, iPhone®XR, iPhone® 8 Plus, iPhone® 8  
Samsung Galaxy S10®, Galaxy S10+®, Galaxy S10e®, Galaxy S9®, & Note 8  
INPUT: 5V2A, 9V1.67A OUTPUT: 5W/7.5W/10W  
FOR MAX CHARGING SPEED USE Quick Charge adapter  
WILL ONLY CHARGE THROUGH CASES 5MM THICK OR LESS

## BACK

### NORMAL & FAST WIRELESS CHARGING

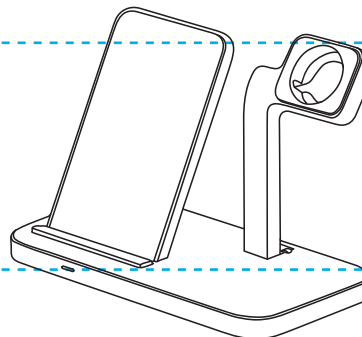
PLEASE MAKE SURE TO USE A WALL ADAPTER OR USB PORT THAT IS 1A - 2.4A

2.4A CHARGERS WILL ENABLE FAST CHARGE FUNCTION. DO NOT USE ANY USB PORTS BELOW 1A

(EX: COMPUTERS OR USB PORTS THAT ARE BELOW 1A.)

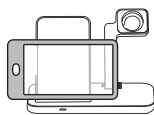
### GET TO KNOW YOUR CHARGER

- DOUBLE COIL QI SINGLE CHARGE
- INDUCTIVE CHARGING
- CHARGING INDICATOR LED
- DESIGNED FOR QI COMPLIANCE

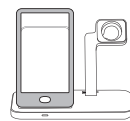


### TROUBLESHOOTING

IF YOU HAVE PROBLEMS WITH WIRELESS CHARGING MAKE SURE YOUR PHONE IS CENTERED ON CHARGER.



HORIZONTAL



VERTICALLY

CAUTION: Changes or modifications not expressly approved by the party responsible for compliance could void the user's authority to operate this device.

### FCC STATEMENT:

This device complies with Part 15 of the FCC Rules. Operation is subject to the following two conditions:

- (1) This device may not cause harmful interference, and
- (2) This device must accept any interference received, including interference that may cause undesired operation.

Warning: Changes or modifications not expressly approved by the party responsible for compliance could void the user's authority to operate the equipment.

NOTE: This equipment has been tested and found to comply with the limits for a Class B digital device, pursuant to Part 15 of the FCC Rules. These limits are designed to provide reasonable protection against harmful interference in a residential installation. This equipment generates uses and can radiate radio frequency energy and, if not installed and used in accordance with the instructions, may cause harmful interference to radio communications. However, there is no guarantee that interference will not occur in particular installation. If this equipment does cause harmful interference to radio or television reception, which can be determined by turning the equipment off and on, the user is encouraged to try to correct the interference by one or more of the following measures:

- Reorient or relocate the receiving antenna.
- Increase the separation between the equipment and receiver.
- Connect the equipment into an outlet on a circuit different from that to which the receiver is connected.
- Consult the dealer or an experienced radio/TV technician for help.

### FCC Radiation Exposure Statement:

This equipment complies with FCC radiation exposure limits set forth for an uncontrolled environment. This equipment should be installed and operated with minimum distance 20cm between the radiator & your body.