

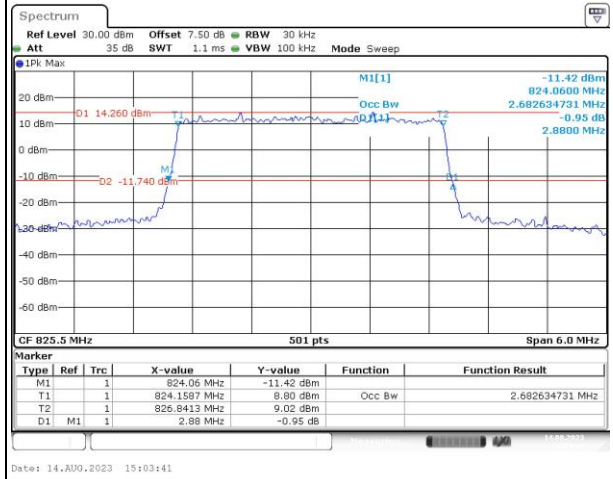
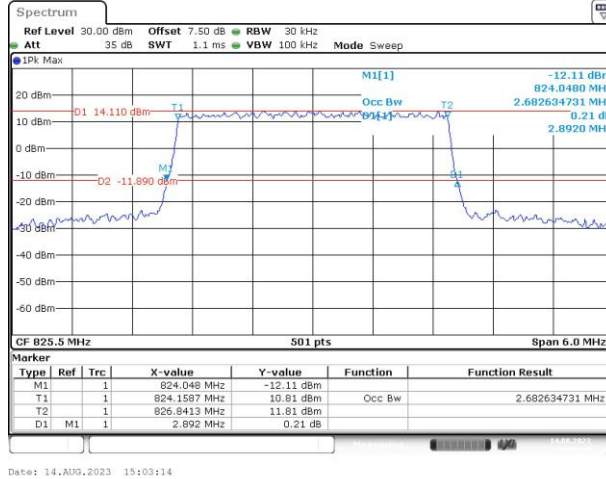
Occupied Bandwidth

Channel

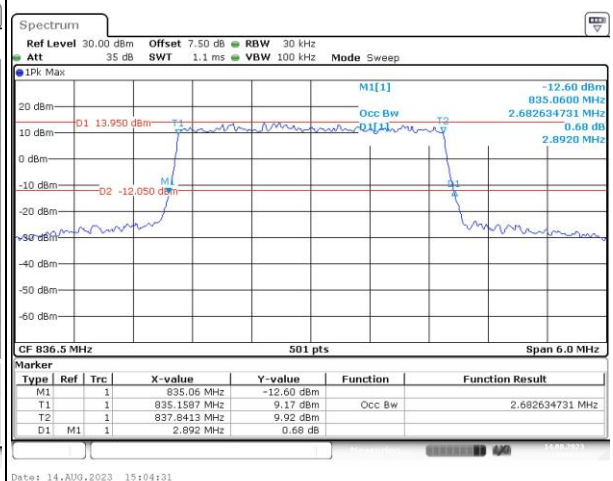
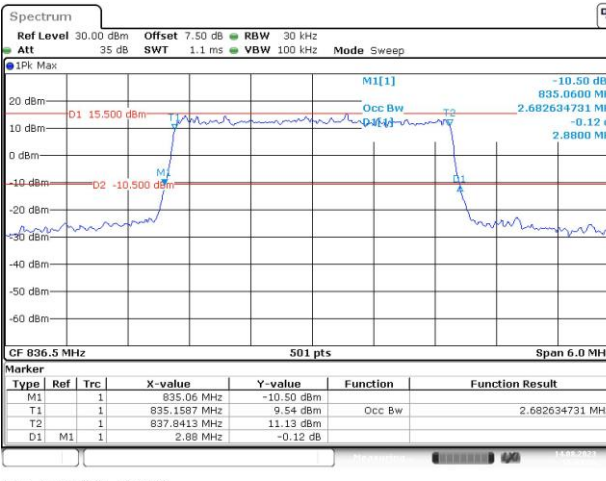
3MHz Bandwidth QPSK

3MHz Bandwidth 16QAM

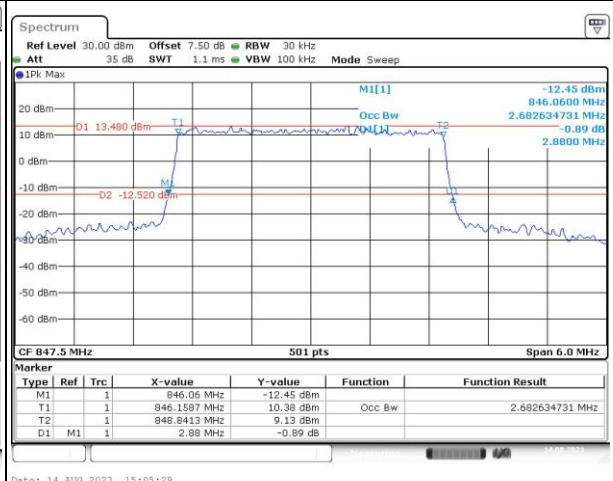
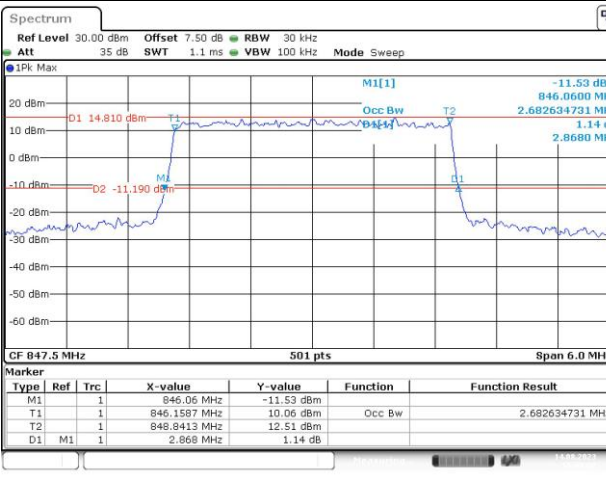
Lowest



Middle



Highest



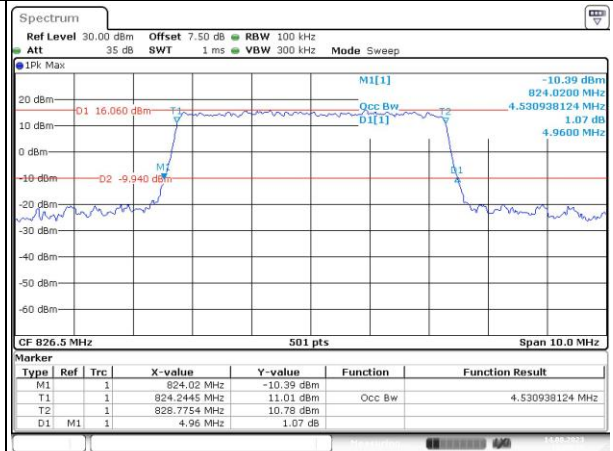
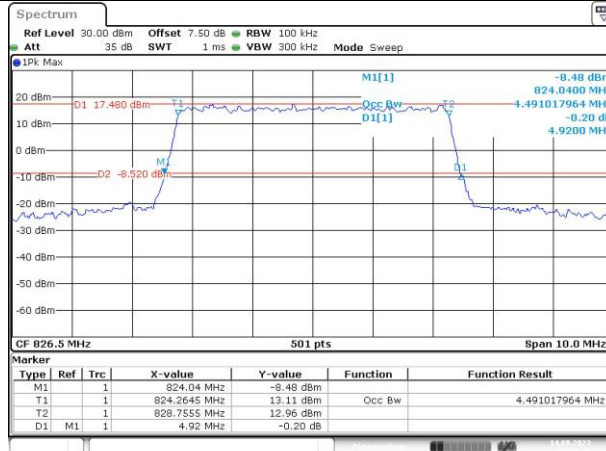
Occupied Bandwidth

Channel

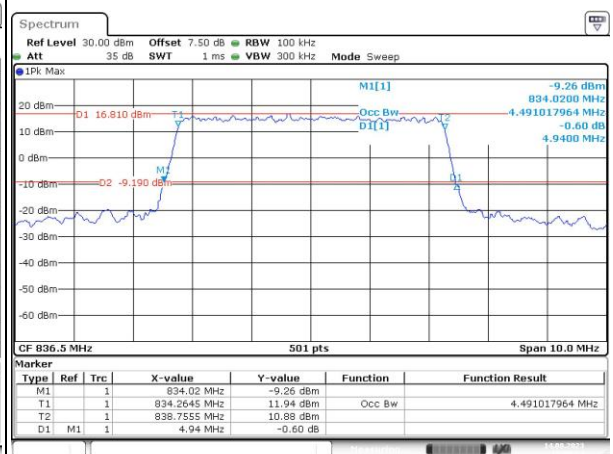
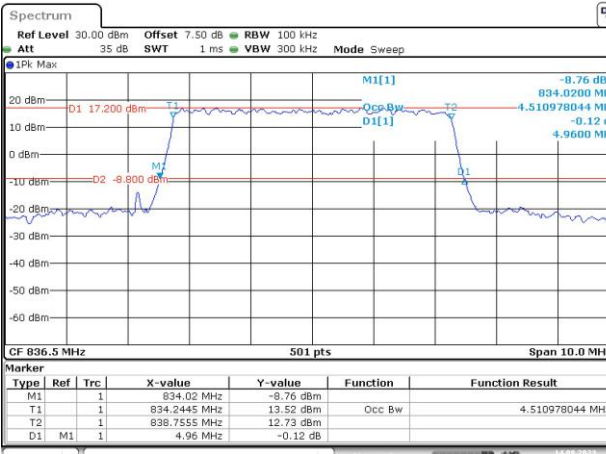
5MHz Bandwidth QPSK

5MHz Bandwidth 16QAM

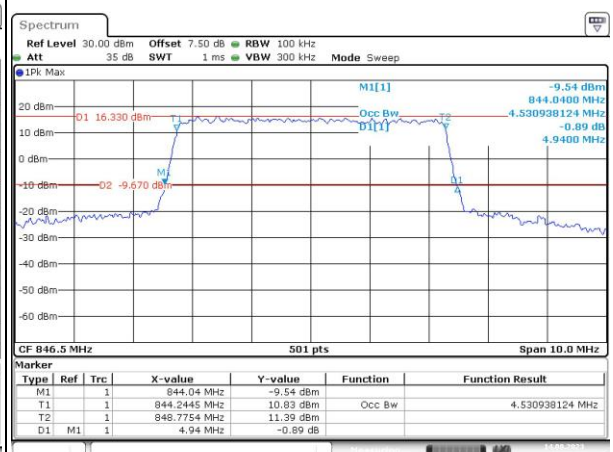
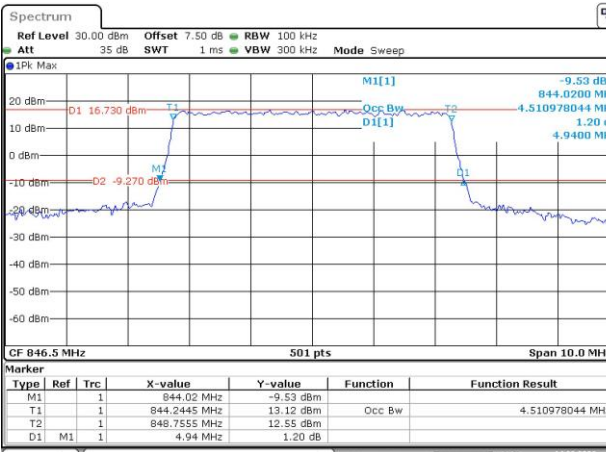
Lowest



Middle



Highest



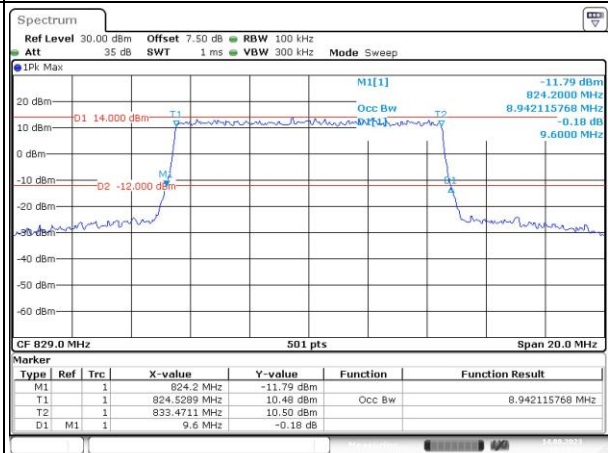
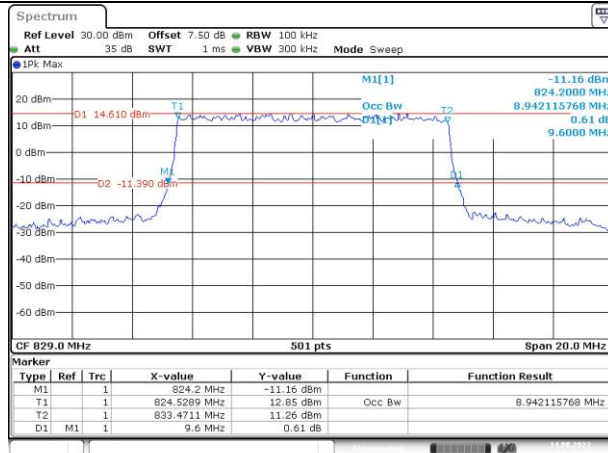
Occupied Bandwidth

Channel

10MHz Bandwidth QPSK

10MHz Bandwidth 16QAM

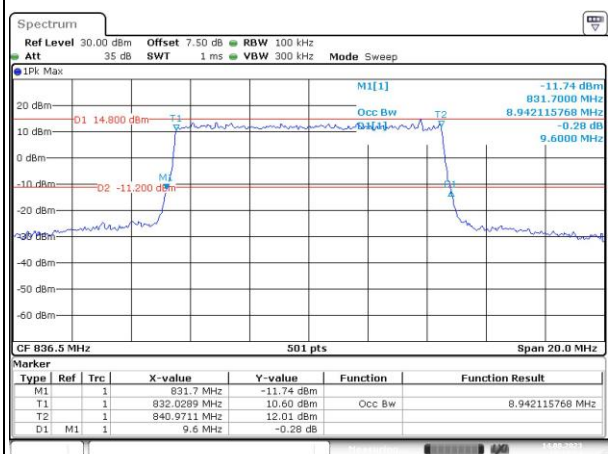
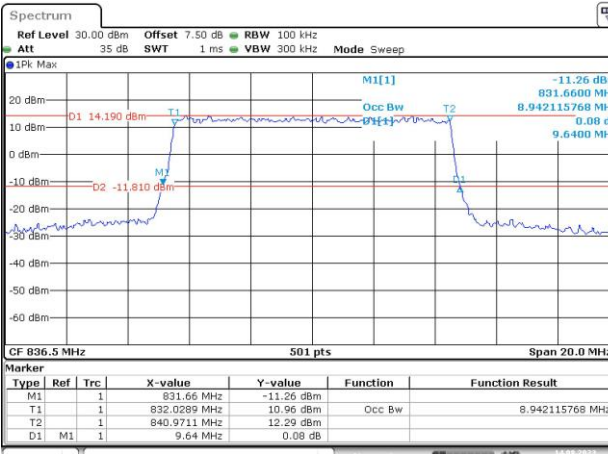
Lowest



Date: 14.AUG.2023 15:10:36

Date: 14.AUG.2023 15:11:10

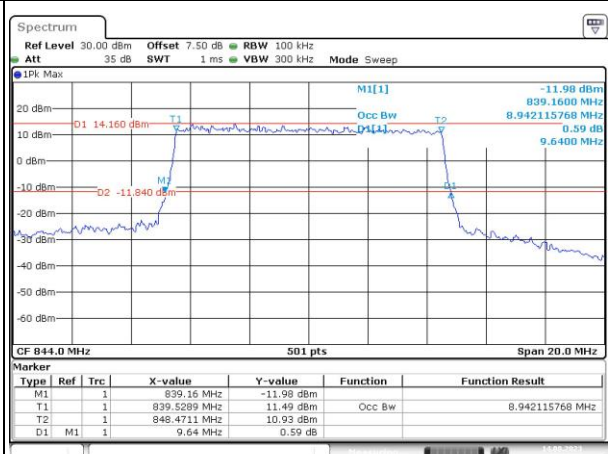
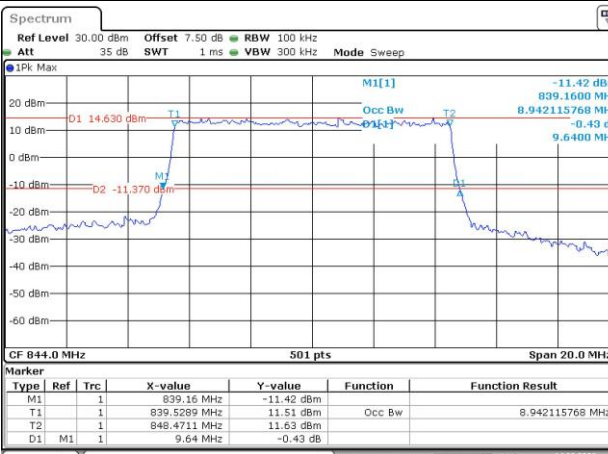
Middle



Date: 14.AUG.2023 15:11:46

Date: 14.AUG.2023 15:12:24

Highest



Date: 14.AUG.2023 15:12:56

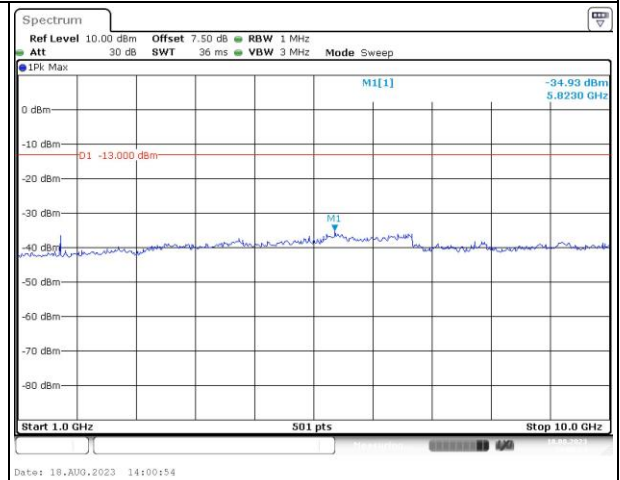
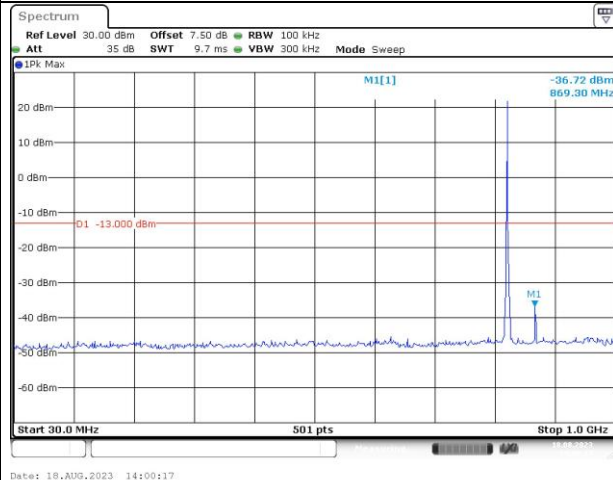
Date: 14.AUG.2023 15:13:34

Spurious Emissions at Antenna Terminal

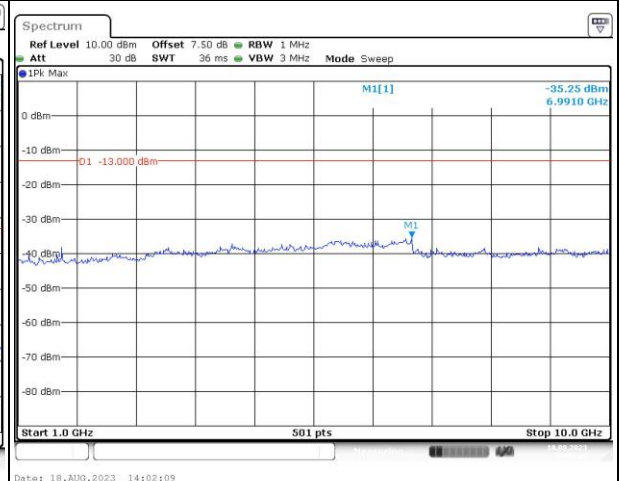
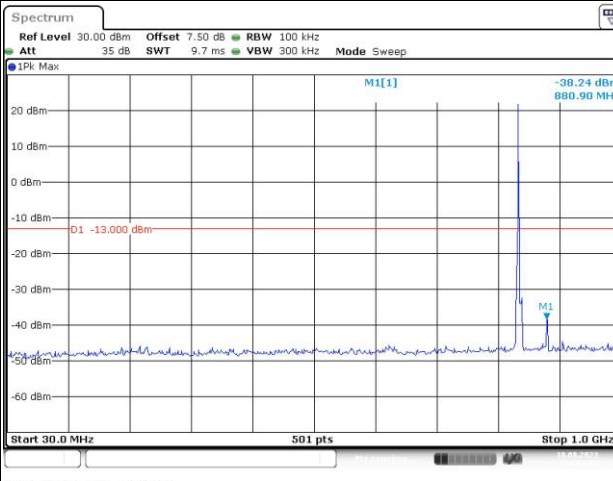
Channel

1.4MHz Bandwidth QPSK

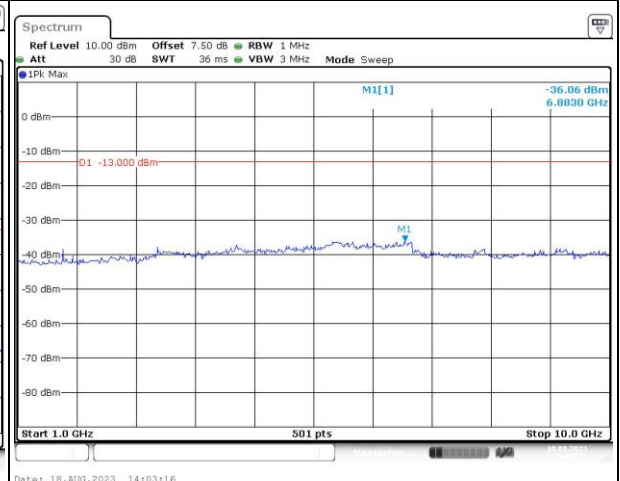
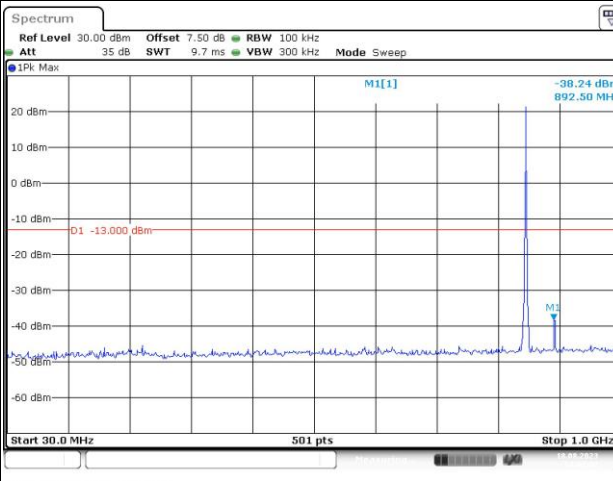
Lowest



Middle



Highest

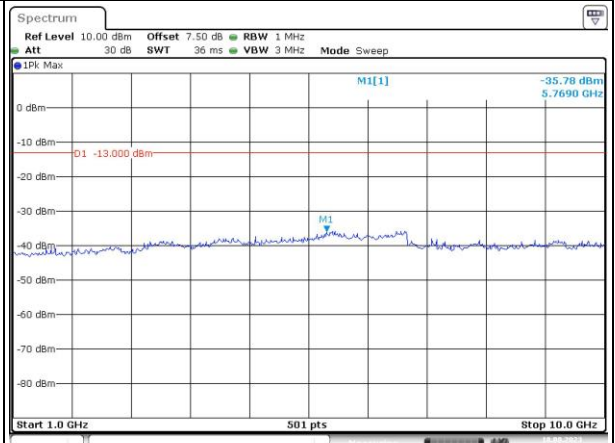
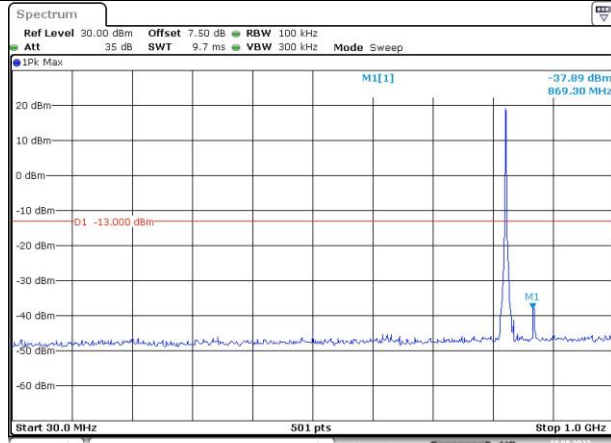


Spurious Emissions at Antenna Terminal

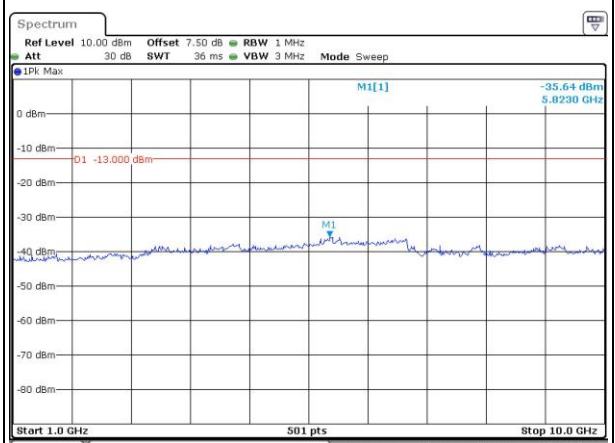
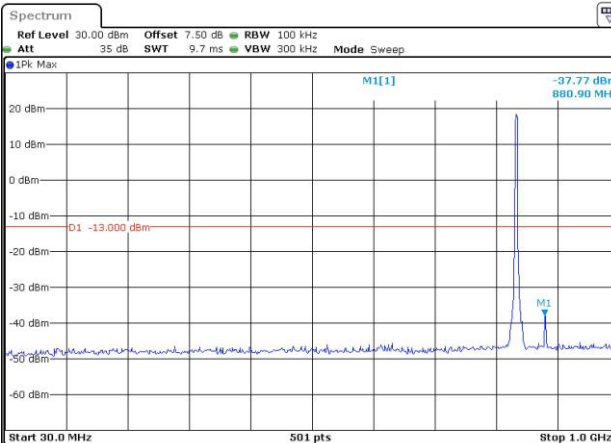
Channel

3MHz Bandwidth QPSK

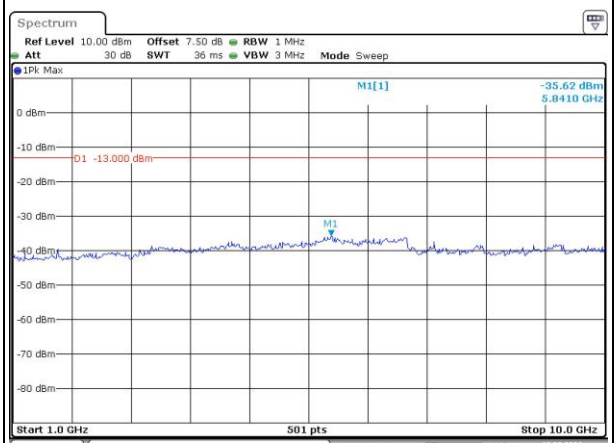
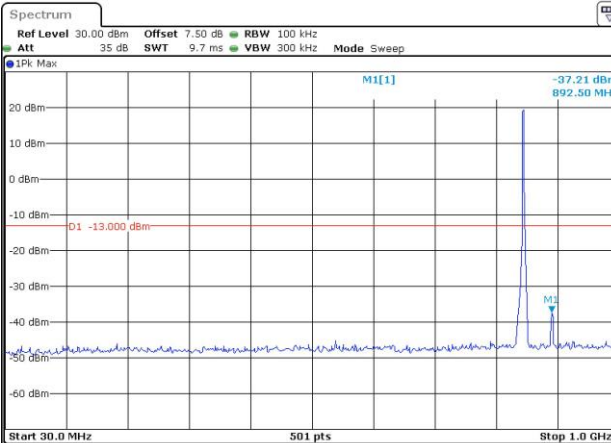
Lowest



Middle



Highest

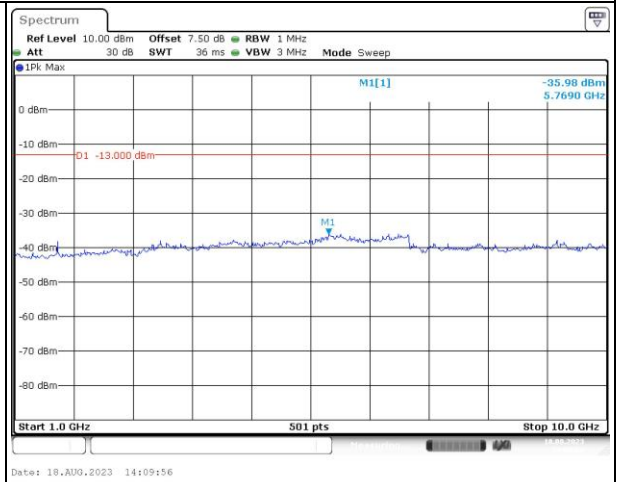
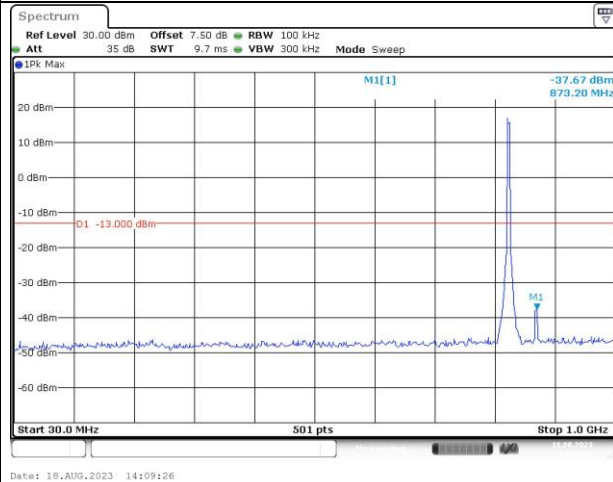


Spurious Emissions at Antenna Terminal

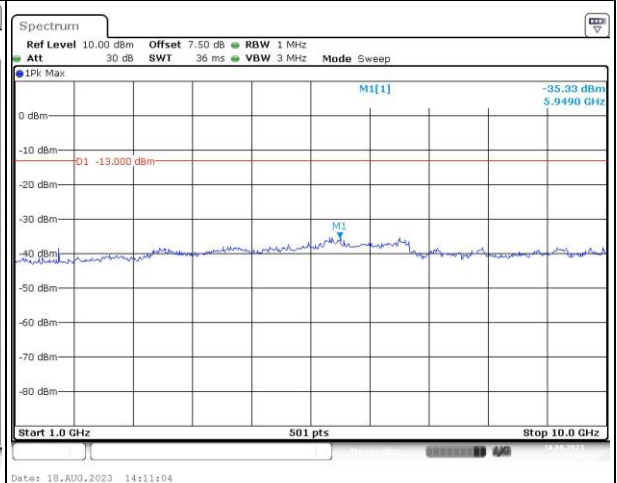
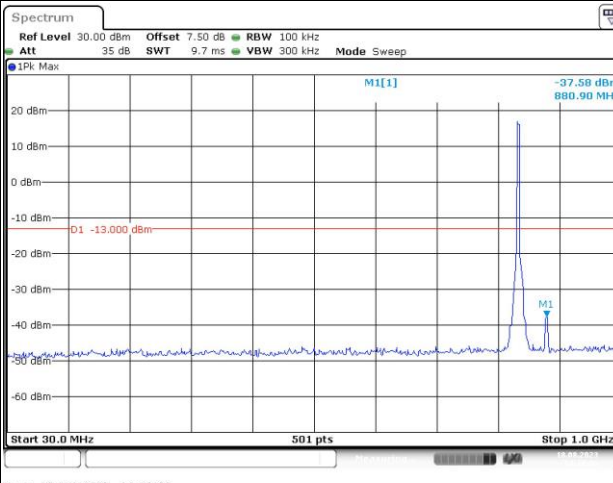
Channel

5MHz Bandwidth QPSK

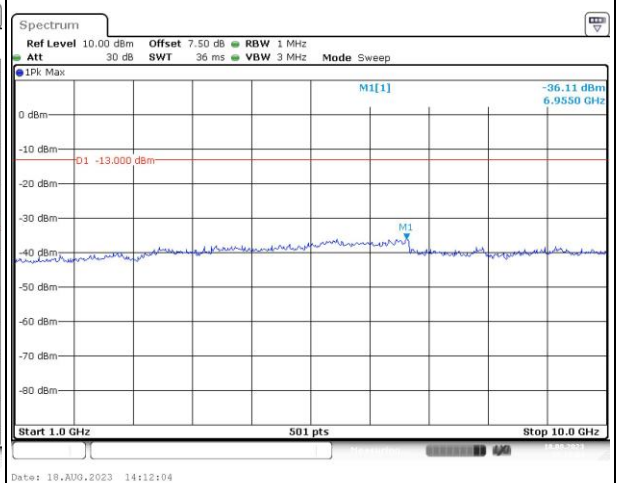
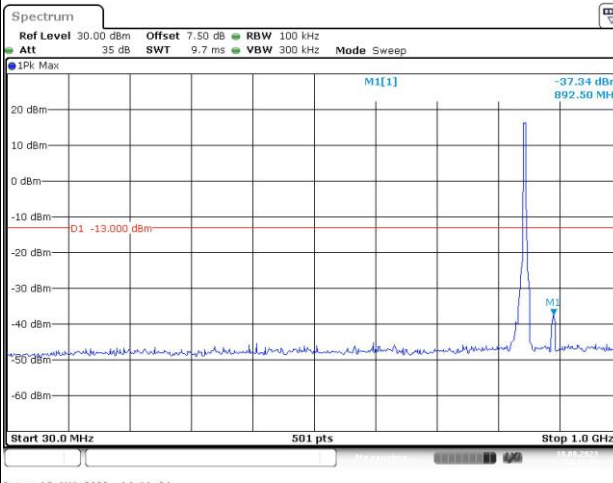
Lowest



Middle



Highest

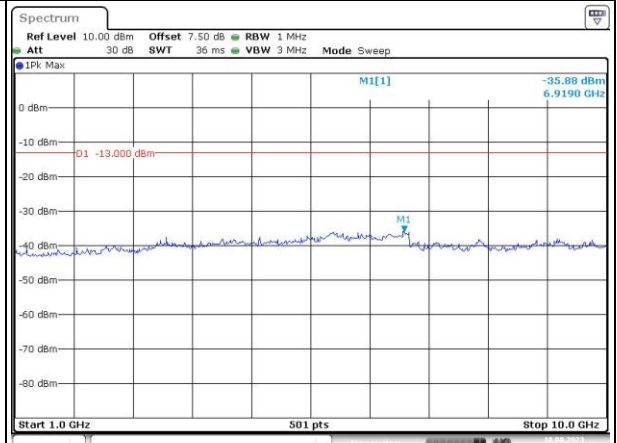
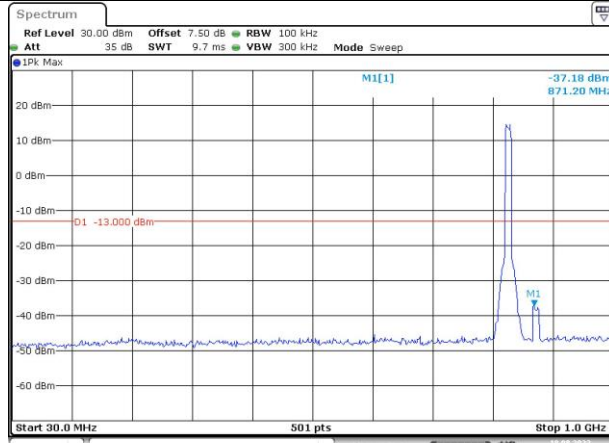


Spurious Emissions at Antenna Terminal

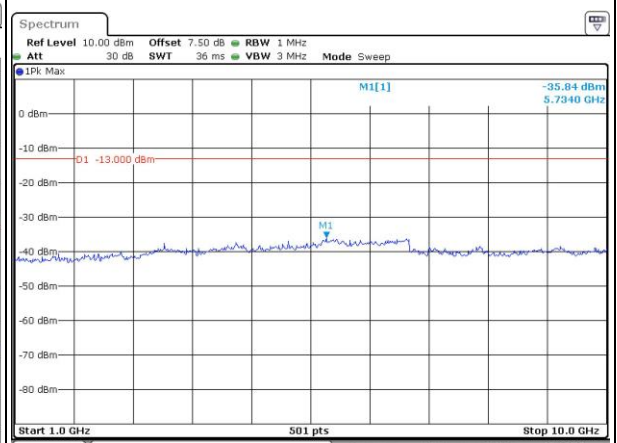
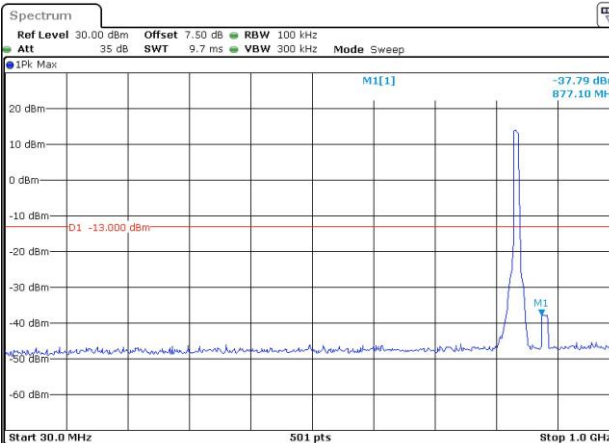
Channel

10MHz Bandwidth QPSK

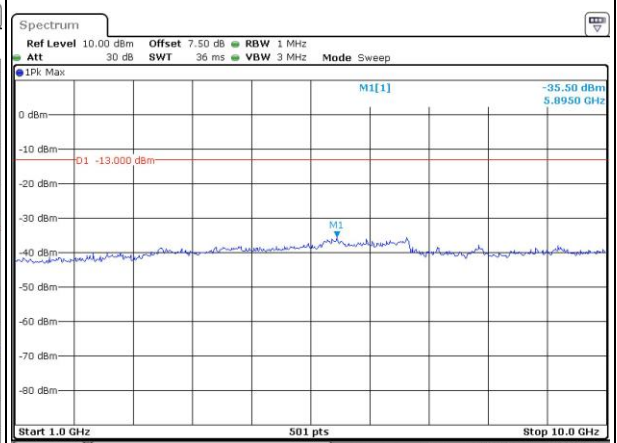
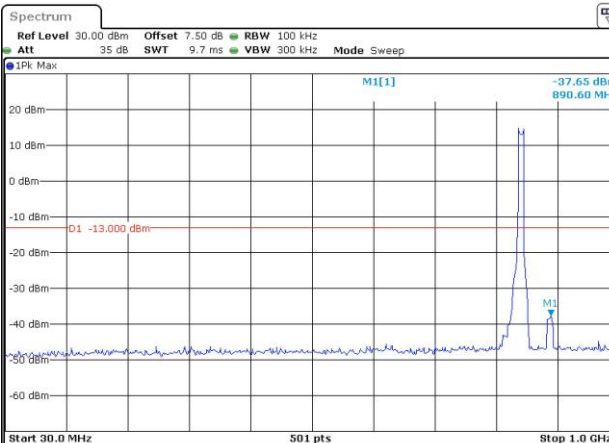
Lowest



Middle



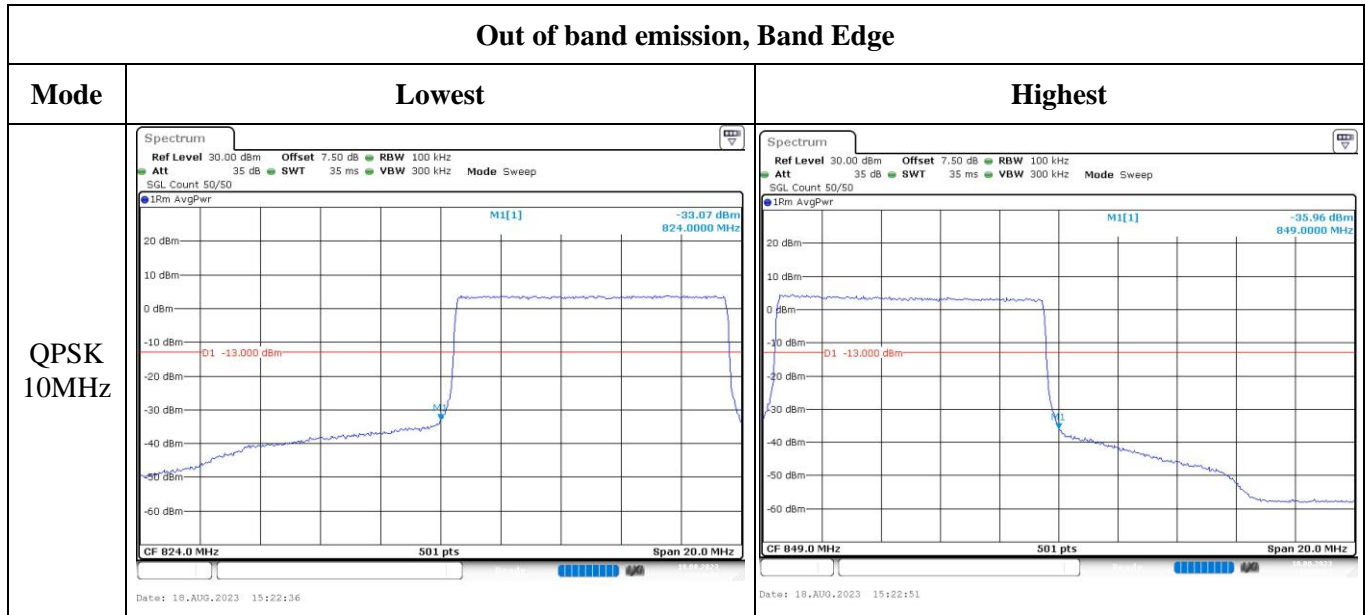
Highest



Out of band emission, Band Edge

| Mode | Lowest | Highest |
|----------------|--------|---------|
| QPSK 1.4MHz | | |
| QPSK 3MHz | | |
| QPSK 5MHz | | |

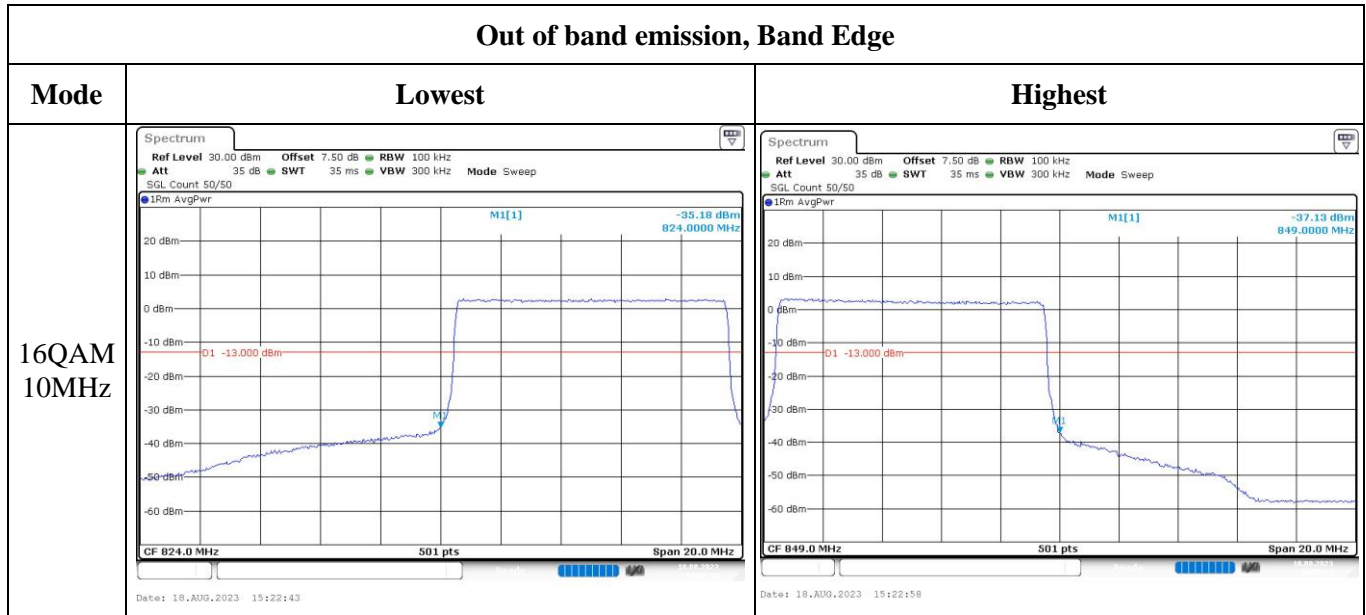
Out of band emission, Band Edge



Out of band emission, Band Edge

| Mode | Lowest | Highest |
|-----------------|--------|---------|
| 16QAM 1.4MHz | | |
| 16QAM 3MHz | | |
| 16QAM 5MHz | | |

Out of band emission, Band Edge



4.8 Antenna Port Test Data and Results for LTE Band 12

| | | | |
|----------------|---------|--------------|---------------------|
| Serial Number: | 29NT-1 | Test Date: | 2023/8/14~2023/8/18 |
| Test Site: | RF | Test Mode: | Transmitting |
| Tester: | One Luo | Test Result: | Pass |

Environmental Conditions:

| | | | | | |
|----------------------|-----------|------------------------------|-------|------------------------|------------|
| Temperature: (°C) | 24.3~27.5 | Relative Humidity: (%) | 42~59 | ATM Pressure: (kPa) | 99.6~100.3 |
|----------------------|-----------|------------------------------|-------|------------------------|------------|

Test Equipment List and Details:

| Manufacturer | Description | Model | Serial Number | Calibration Date | Calibration Due Date |
|---------------|-------------------------------------|------------|-----------------|------------------|----------------------|
| R&S | Spectrum Analyzer | FSV40 | 101474 | 2023/7/15 | 2024/7/14 |
| zhuoxiang | Coaxial Cable | SMA-178 | 211001 | Each time | N/A |
| YINSAIGE | Coaxial Cable | SS402 | SJ0100001 | Each time | N/A |
| Mini-Circuits | DC Block | BLK-18-S+ | 1554403 | Each time | N/A |
| Weinschel | Power Splitter | 1515 | RA914 | Each time | N/A |
| R&S | Wideband Radio Communication Tester | CMW500 | 149218 | 2023/7/15 | 2024/7/14 |
| BACL | TEMP&HUMI Test Chamber | BTH-150-40 | 30174 | 2023/3/31 | 2024/3/30 |
| UNI-T | Multimeter | UT39A+ | C210582554 | 2022/9/29 | 2023/9/28 |
| ZHAOXIN | DC Power Supply | RXN-6010D | 21R6010D0912386 | N/A | N/A |

* Statement of Traceability: China Certification ICT Co., Ltd (Dongguan) attests that all calibrations have been performed, traceable to National Primary Standards and International System of Units (SI).

Test Frequency For Each Mode:

| Operation Bandwidth | Lowest Frequency (MHz) | Middle Frequency (MHz) | Highest Frequency (MHz) |
|---------------------|------------------------|------------------------|-------------------------|
| 1.4MHz | 699.7 | 707.5 | 715.3 |
| 3MHz | 700.5 | 707.5 | 714.5 |
| 5MHz | 701.5 | 707.5 | 713.5 |
| 10MHz | 704 | 707.5 | 711 |

Test Data:**FCC §2.1046; § 27.50(c) (10)****RF Output Power:**

| Test Bandwidth & Modulation | Resource Block & RB offset | Conducted Average Output Power(dBm) | | | Maximum ERP (dBm) | ERP Limit (dBm) |
|-----------------------------|----------------------------|-------------------------------------|----------------|-----------------|-------------------|-----------------|
| | | Lowest Channel | Middle Channel | Highest Channel | | |
| 1.4MHz QPSK | RB1#0 | 23.95 | 23.96 | 23.89 | 19.14 | 34.77 |
| | RB1#3 | 24.1 | 24.16 | 24.15 | | |
| | RB1#5 | 23.97 | 23.97 | 24.01 | | |
| | RB3#0 | 24.05 | 24.06 | 24.03 | | |
| | RB3#3 | 24.08 | 24.07 | 24 | | |
| | RB6#0 | 23.03 | 23.05 | 23.06 | | |
| 1.4MHz 16QAM | RB1#0 | 23.04 | 22.99 | 22.88 | 18.26 | 34.77 |
| | RB1#3 | 23.28 | 23.2 | 23.08 | | |
| | RB1#5 | 23.1 | 22.99 | 22.92 | | |
| | RB3#0 | 22.95 | 23.11 | 23.2 | | |
| | RB3#3 | 23.05 | 23.09 | 23.14 | | |
| | RB6#0 | 22.06 | 22.03 | 22.07 | | |
| 3MHz QPSK | RB1#0 | 23.99 | 23.95 | 23.98 | 19 | 34.77 |
| | RB1#8 | 23.97 | 23.97 | 23.97 | | |
| | RB1#14 | 23.95 | 24 | 24.02 | | |
| | RB6#0 | 22.88 | 22.92 | 22.97 | | |
| | RB6#9 | 22.96 | 22.96 | 22.99 | | |
| | RB15#0 | 22.99 | 22.99 | 22.96 | | |
| 3MHz 16QAM | RB1#0 | 22.97 | 23.53 | 23.1 | 18.51 | 34.77 |
| | RB1#8 | 22.99 | 23.49 | 23.08 | | |
| | RB1#14 | 23.03 | 23.5 | 23.12 | | |
| | RB6#0 | 21.91 | 22.04 | 22.03 | | |
| | RB6#9 | 21.93 | 22.07 | 22.06 | | |
| | RB15#0 | 22.07 | 22.08 | 21.96 | | |
| 5MHz QPSK | RB1#0 | 23.87 | 23.84 | 23.88 | 19.02 | 34.77 |
| | RB1#13 | 24.04 | 24.02 | 24.02 | | |
| | RB1#24 | 23.96 | 23.96 | 23.92 | | |
| | RB15#0 | 23.04 | 22.93 | 23.1 | | |
| | RB15#10 | 22.99 | 23.05 | 23 | | |
| | RB25#0 | 22.98 | 22.99 | 22.96 | | |
| 5MHz 16QAM | RB1#0 | 23.16 | 22.93 | 22.74 | 18.3 | 34.77 |
| | RB1#13 | 23.32 | 23.07 | 22.88 | | |
| | RB1#24 | 23.25 | 23.01 | 22.79 | | |
| | RB15#0 | 22.08 | 22.08 | 22.11 | | |
| | RB15#10 | 21.98 | 22.13 | 22.03 | | |
| | RB25#0 | 22.06 | 22.07 | 22.07 | | |
| 10MHz QPSK | RB1#0 | 23.94 | 23.91 | 23.95 | 19.16 | 34.77 |

| | | | | | | |
|-------------|---------|-------|-------|-------|-------|-------|
| | RB1#25 | 24.18 | 24.1 | 24.13 | | |
| | RB1#49 | 24.06 | 23.99 | 24.03 | | |
| | RB25#0 | 23.11 | 22.97 | 22.97 | | |
| | RB25#25 | 23.14 | 23.13 | 22.99 | | |
| | RB50#0 | 23.1 | 23.07 | 22.97 | | |
| 10MHz 16QAM | RB1#0 | 22.91 | 23.51 | 23.06 | 18.62 | 34.77 |
| | RB1#25 | 23.17 | 23.64 | 23.26 | | |
| | RB1#49 | 23.01 | 23.54 | 23.14 | | |
| | RB25#0 | 22.22 | 22.07 | 22.08 | | |
| | RB25#25 | 22.25 | 22.24 | 22.07 | | |
| | RB50#0 | 22.17 | 22.12 | 22.06 | | |

Note: ERP= Conducted Power(dBm) - Lc(dB) + Gr(dBd)

Gr(dBd)=Gr(dBi)-2.15

Result:

Pass

Peak-to-average Ratio(PAR)

| Test Bandwidth & Modulation | Resource Block & RB offset | Peak-to-average Ratio(dB) | | | Limit (dB) |
|-----------------------------|----------------------------|---------------------------|----------------|-----------------|-------------|
| | | Lowest Channel | Middle Channel | Highest Channel | |
| 10MHz QPSK | RB1#0 | 4.49 | 4.64 | 4.58 | 13 |
| | RB50#0 | 5.22 | 5.07 | 5.01 | 13 |
| 10MHz 16QAM | RB1#0 | 5.45 | 5.39 | 5.45 | 13 |
| | RB50#0 | 6.12 | 6 | 5.94 | 13 |
| Result: | | | | | Pass |

FCC §2.1049, §27.53:Occupied Bandwidth

| Operation Mode | 99% Occupied Bandwidth (MHz) | | | 26 dB Occupied Bandwidth (MHz) | | |
|----------------|------------------------------|----------------|--------------|--------------------------------|----------------|--------------|
| | Low Channel | Middle channel | High Channel | Low Channel | Middle Channel | High Channel |
| 1.4MHz QPSK | 1.102 | 1.102 | 1.102 | 1.320 | 1.296 | 1.302 |
| 1.4MHz 16QAM | 1.09 | 1.096 | 1.102 | 1.284 | 1.296 | 1.320 |
| 3MHz QPSK | 2.683 | 2.683 | 2.683 | 2.892 | 2.868 | 2.880 |
| 3MHz 16QAM | 2.683 | 2.683 | 2.683 | 2.880 | 2.892 | 2.880 |
| 5MHz QPSK | 4.511 | 4.531 | 4.511 | 5.160 | 5.180 | 5.200 |
| 5MHz 16QAM | 4.551 | 4.511 | 4.551 | 5.200 | 5.160 | 5.160 |
| 10MHz QPSK | 9.022 | 8.982 | 8.942 | 10.000 | 9.920 | 9.880 |
| 10MHz 16QAM | 8.942 | 8.982 | 8.942 | 9.840 | 9.960 | 9.920 |

Note: The test plots please refer to the Plots of Occupied Bandwidth

FCC §2.1051, §27.53:Spurious Emissions at Antenna Terminal

Result: Pass, Please refer to the test plots of Spurious Emissions at Antenna Terminal.

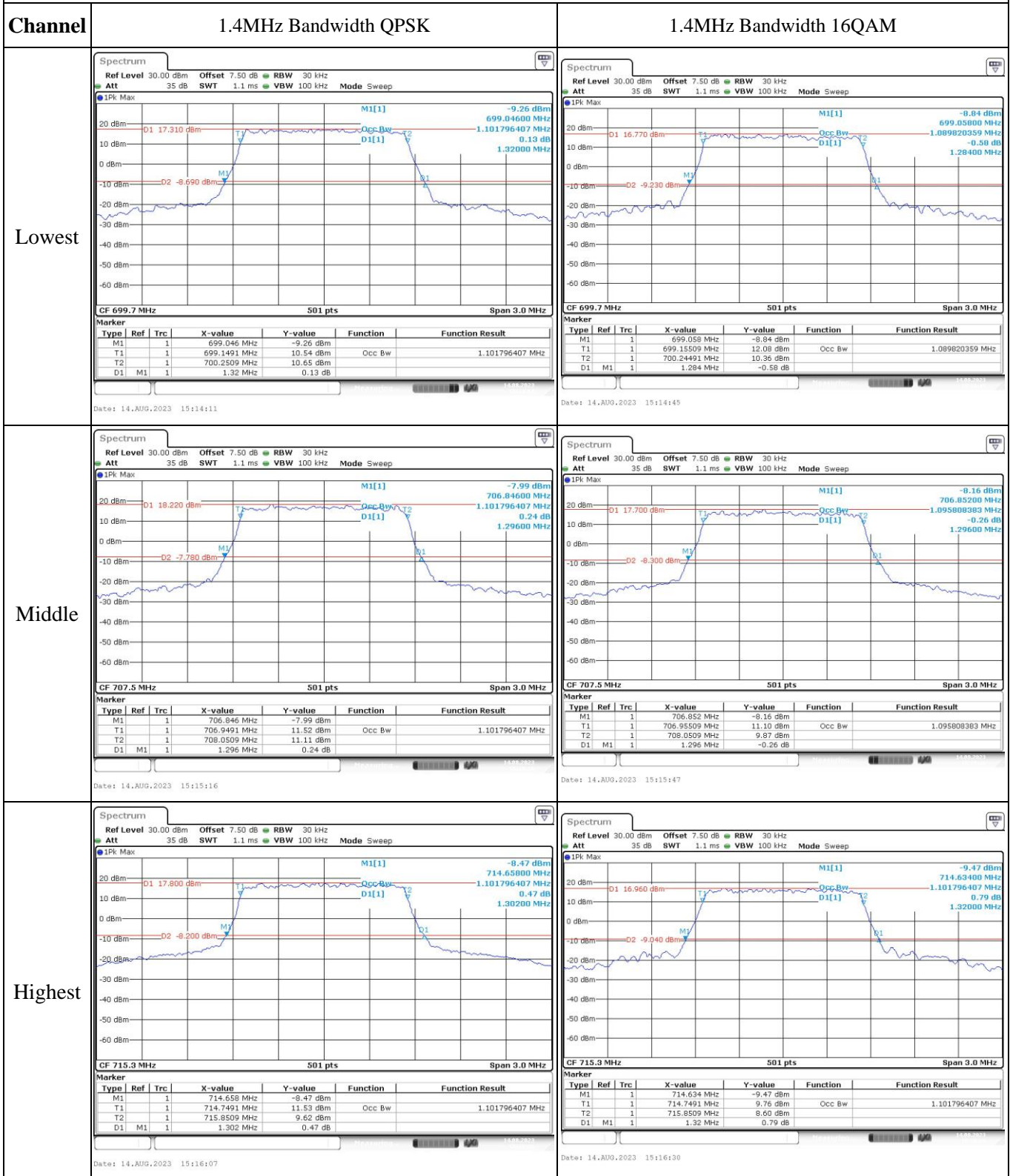
| | |
|---|---|
| FCC §2.1051, §27.53: Out of band emission, Band Edge | |
| Result: | Pass, Please refer to the test plots of Out of band emission, Band Edge. |

| FCC §2.1055, §27.54: Frequency Stability | | | | | | |
|---|------------------|---|------------------|--------|------------------|-------------|
| Test Mode: | 10M QPSK | Test Channel: Lowest for Lower Edge, Highest for Upper Edge | | | | |
| Test Item | Temperature (°C) | Voltage (V _{DC}) | Lower Edge (MHz) | | Upper Edge (MHz) | |
| | | | Result | Limit | Result | Limit |
| Frequency Stability vs. Temperature | -30 | 3.8 | 699.404 | 699.00 | 715.414 | 716.00 |
| | -20 | 3.8 | 699.476 | 699.00 | 715.495 | 716.00 |
| | -10 | 3.8 | 699.400 | 699.00 | 715.443 | 716.00 |
| | 0 | 3.8 | 699.449 | 699.00 | 715.494 | 716.00 |
| | 10 | 3.8 | 699.405 | 699.00 | 715.426 | 716.00 |
| | 20 | 3.8 | 699.489 | 699.00 | 715.471 | 716.00 |
| | 30 | 3.8 | 699.468 | 699.00 | 715.410 | 716.00 |
| | 40 | 3.8 | 699.466 | 699.00 | 715.404 | 716.00 |
| | 50 | 3.8 | 699.470 | 699.00 | 715.488 | 716.00 |
| Frequency Stability vs. Voltage | 20 | 3.2 | 699.441 | 699.00 | 715.438 | 716.00 |
| | 20 | 4.35 | 699.420 | 699.00 | 715.442 | 716.00 |
| | | | | | Result: | Pass |

| Test Mode: | 10M 16QAM | Test Channel: Lowest for Lower Edge, Highest for Upper Edge | | | | |
|-------------------------------------|------------------|---|------------------|--------|------------------|-------------|
| Test Item | Temperature (°C) | Voltage (V _{DC}) | Lower Edge (MHz) | | Upper Edge (MHz) | |
| | | | Result | Limit | Result | Limit |
| Frequency Stability vs. Temperature | -30 | 3.8 | 699.588 | 699.00 | 715.408 | 716.00 |
| | -20 | 3.8 | 699.574 | 699.00 | 715.411 | 716.00 |
| | -10 | 3.8 | 699.581 | 699.00 | 715.442 | 716.00 |
| | 0 | 3.8 | 699.544 | 699.00 | 715.404 | 716.00 |
| | 10 | 3.8 | 699.559 | 699.00 | 715.426 | 716.00 |
| | 20 | 3.8 | 699.529 | 699.00 | 715.471 | 716.00 |
| | 30 | 3.8 | 699.555 | 699.00 | 715.486 | 716.00 |
| | 40 | 3.8 | 699.572 | 699.00 | 715.471 | 716.00 |
| | 50 | 3.8 | 699.526 | 699.00 | 715.480 | 716.00 |
| Frequency Stability vs. Voltage | 20 | 3.2 | 699.532 | 699.00 | 715.475 | 716.00 |
| | 20 | 4.35 | 699.586 | 699.00 | 715.458 | 716.00 |
| | | | | | Result: | Pass |

Test Plots(Note: The 7.5dB is the Insertion loss of the RF cable, Power Splitter and DC Block, which was offset into the Spectrum Analyzer):

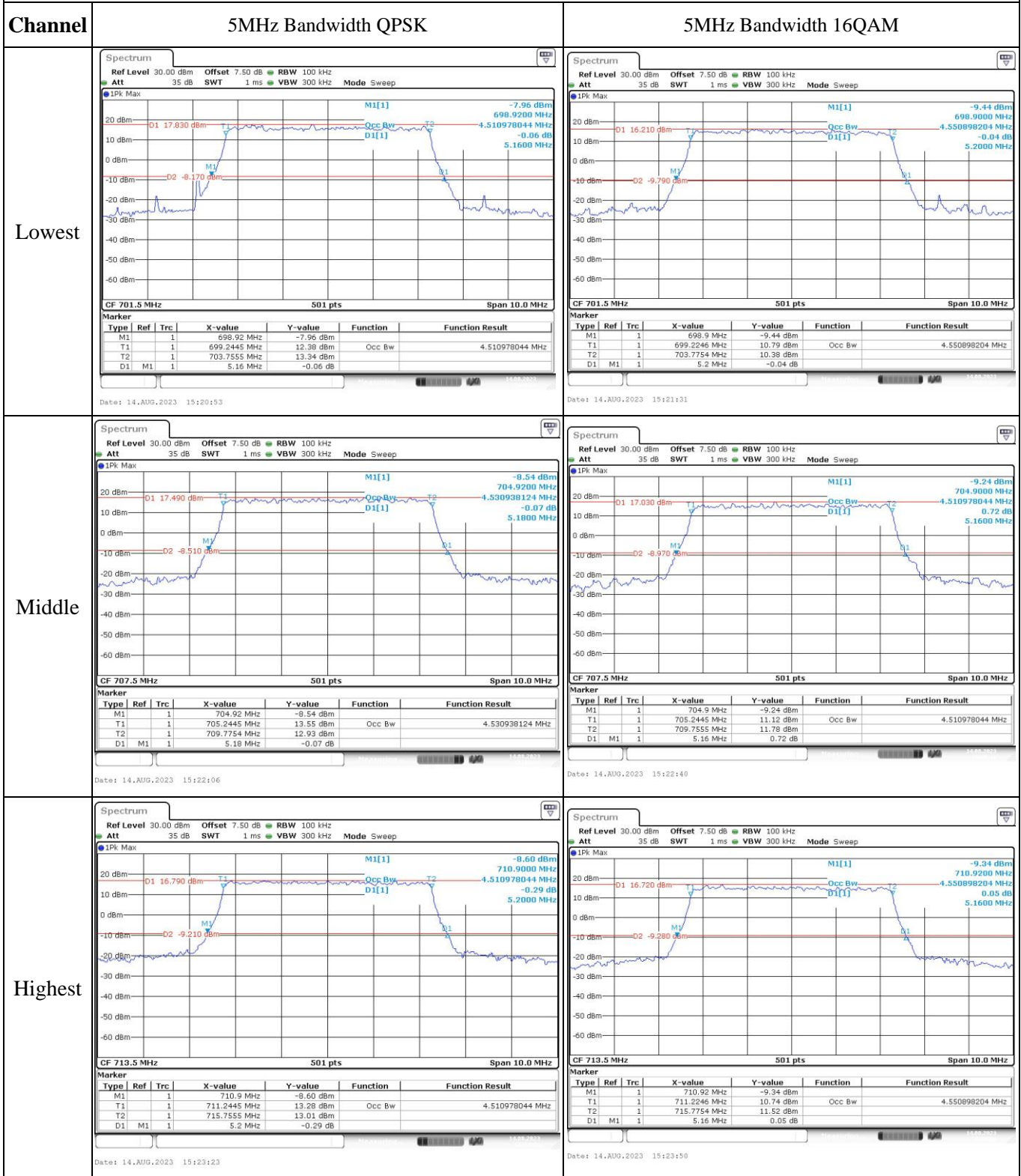
Occupied Bandwidth



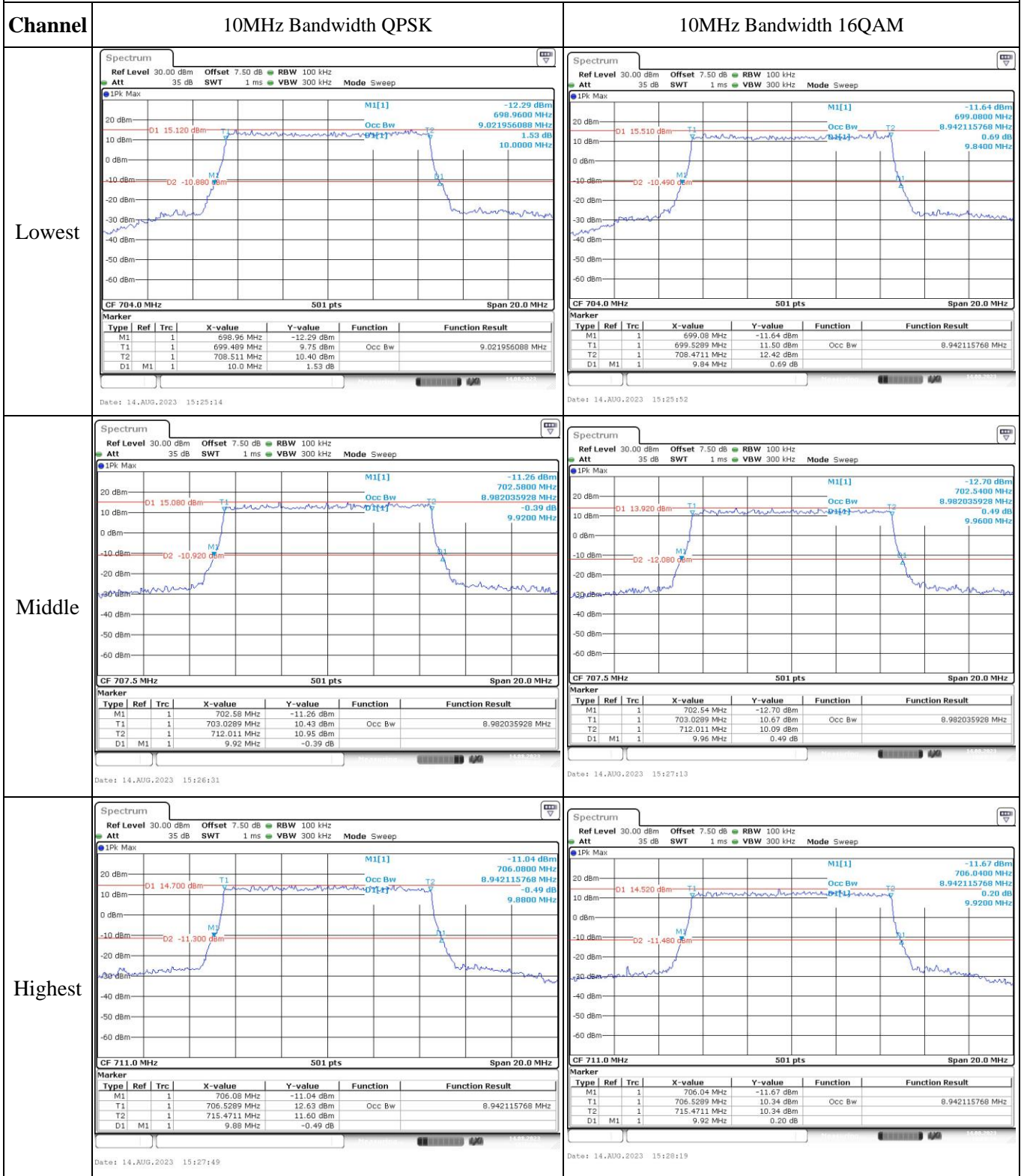
Occupied Bandwidth

| Channel | 3MHz Bandwidth QPSK | 3MHz Bandwidth 16QAM | | | | | | | | | | | | | | | | | | | | | | | | | | | | | | | | | | | | | | | | | | | | | | | | | | | | | | | | | | | | | | | | | | | | | | |
|---------|--|----------------------|--------------|------------|----------|-----------------|----------|-----------------|----|---|--|-------------|------------|--|--|----|---|--|--------------|-----------|--------|-----------------|----|---|--|--------------|-----------|--|--|----|----|---|-----------|----------|--|--|--|------|-----|-----|---------|---------|----------|-----------------|----|---|--|------------|------------|--|--|----|---|--|--------------|-----------|--------|-----------------|----|---|--|--------------|-----------|--|--|----|----|---|-----------|----------|--|--|
| Lowest | <p>CF 700.5 MHz 501 pts Span 6.0 MHz</p> <table border="1"> <thead> <tr> <th>Type</th> <th>Ref</th> <th>Trc</th> <th>X-value</th> <th>Y-value</th> <th>Function</th> <th>Function Result</th> </tr> </thead> <tbody> <tr> <td>M1</td> <td>1</td> <td></td> <td>699.048 MHz</td> <td>-12.26 dBm</td> <td></td> <td></td> </tr> <tr> <td>T1</td> <td>1</td> <td></td> <td>699.1587 MHz</td> <td>11.52 dBm</td> <td>Occ Bw</td> <td>2.682634731 MHz</td> </tr> <tr> <td>T2</td> <td>1</td> <td></td> <td>701.8413 MHz</td> <td>11.90 dBm</td> <td></td> <td></td> </tr> <tr> <td>D1</td> <td>M1</td> <td>1</td> <td>2.892 MHz</td> <td>0.62 dB</td> <td></td> <td></td> </tr> </tbody> </table> | Type | Ref | Trc | X-value | Y-value | Function | Function Result | M1 | 1 | | 699.048 MHz | -12.26 dBm | | | T1 | 1 | | 699.1587 MHz | 11.52 dBm | Occ Bw | 2.682634731 MHz | T2 | 1 | | 701.8413 MHz | 11.90 dBm | | | D1 | M1 | 1 | 2.892 MHz | 0.62 dB | | | <p>CF 700.5 MHz 501 pts Span 6.0 MHz</p> <table border="1"> <thead> <tr> <th>Type</th> <th>Ref</th> <th>Trc</th> <th>X-value</th> <th>Y-value</th> <th>Function</th> <th>Function Result</th> </tr> </thead> <tbody> <tr> <td>M1</td> <td>1</td> <td></td> <td>699.06 MHz</td> <td>-10.80 dBm</td> <td></td> <td></td> </tr> <tr> <td>T1</td> <td>1</td> <td></td> <td>699.1587 MHz</td> <td>10.05 dBm</td> <td>Occ Bw</td> <td>2.682634731 MHz</td> </tr> <tr> <td>T2</td> <td>1</td> <td></td> <td>701.8413 MHz</td> <td>9.08 dBm</td> <td></td> <td></td> </tr> <tr> <td>D1</td> <td>M1</td> <td>1</td> <td>2.88 MHz</td> <td>-1.76 dB</td> <td></td> <td></td> </tr> </tbody> </table> | Type | Ref | Trc | X-value | Y-value | Function | Function Result | M1 | 1 | | 699.06 MHz | -10.80 dBm | | | T1 | 1 | | 699.1587 MHz | 10.05 dBm | Occ Bw | 2.682634731 MHz | T2 | 1 | | 701.8413 MHz | 9.08 dBm | | | D1 | M1 | 1 | 2.88 MHz | -1.76 dB | | |
| Type | Ref | Trc | X-value | Y-value | Function | Function Result | | | | | | | | | | | | | | | | | | | | | | | | | | | | | | | | | | | | | | | | | | | | | | | | | | | | | | | | | | | | | | | | | | |
| M1 | 1 | | 699.048 MHz | -12.26 dBm | | | | | | | | | | | | | | | | | | | | | | | | | | | | | | | | | | | | | | | | | | | | | | | | | | | | | | | | | | | | | | | | | | | | |
| T1 | 1 | | 699.1587 MHz | 11.52 dBm | Occ Bw | 2.682634731 MHz | | | | | | | | | | | | | | | | | | | | | | | | | | | | | | | | | | | | | | | | | | | | | | | | | | | | | | | | | | | | | | | | | | |
| T2 | 1 | | 701.8413 MHz | 11.90 dBm | | | | | | | | | | | | | | | | | | | | | | | | | | | | | | | | | | | | | | | | | | | | | | | | | | | | | | | | | | | | | | | | | | | | |
| D1 | M1 | 1 | 2.892 MHz | 0.62 dB | | | | | | | | | | | | | | | | | | | | | | | | | | | | | | | | | | | | | | | | | | | | | | | | | | | | | | | | | | | | | | | | | | | | |
| Type | Ref | Trc | X-value | Y-value | Function | Function Result | | | | | | | | | | | | | | | | | | | | | | | | | | | | | | | | | | | | | | | | | | | | | | | | | | | | | | | | | | | | | | | | | | |
| M1 | 1 | | 699.06 MHz | -10.80 dBm | | | | | | | | | | | | | | | | | | | | | | | | | | | | | | | | | | | | | | | | | | | | | | | | | | | | | | | | | | | | | | | | | | | | |
| T1 | 1 | | 699.1587 MHz | 10.05 dBm | Occ Bw | 2.682634731 MHz | | | | | | | | | | | | | | | | | | | | | | | | | | | | | | | | | | | | | | | | | | | | | | | | | | | | | | | | | | | | | | | | | | |
| T2 | 1 | | 701.8413 MHz | 9.08 dBm | | | | | | | | | | | | | | | | | | | | | | | | | | | | | | | | | | | | | | | | | | | | | | | | | | | | | | | | | | | | | | | | | | | | |
| D1 | M1 | 1 | 2.88 MHz | -1.76 dB | | | | | | | | | | | | | | | | | | | | | | | | | | | | | | | | | | | | | | | | | | | | | | | | | | | | | | | | | | | | | | | | | | | | |
| Middle | <p>CF 707.5 MHz 501 pts Span 6.0 MHz</p> <table border="1"> <thead> <tr> <th>Type</th> <th>Ref</th> <th>Trc</th> <th>X-value</th> <th>Y-value</th> <th>Function</th> <th>Function Result</th> </tr> </thead> <tbody> <tr> <td>M1</td> <td>1</td> <td></td> <td>706.072 MHz</td> <td>-9.26 dBm</td> <td></td> <td></td> </tr> <tr> <td>T1</td> <td>1</td> <td></td> <td>706.1587 MHz</td> <td>9.79 dBm</td> <td>Occ Bw</td> <td>2.682634731 MHz</td> </tr> <tr> <td>T2</td> <td>1</td> <td></td> <td>708.8413 MHz</td> <td>11.31 dBm</td> <td></td> <td></td> </tr> <tr> <td>D1</td> <td>M1</td> <td>1</td> <td>2.868 MHz</td> <td>-0.82 dB</td> <td></td> <td></td> </tr> </tbody> </table> | Type | Ref | Trc | X-value | Y-value | Function | Function Result | M1 | 1 | | 706.072 MHz | -9.26 dBm | | | T1 | 1 | | 706.1587 MHz | 9.79 dBm | Occ Bw | 2.682634731 MHz | T2 | 1 | | 708.8413 MHz | 11.31 dBm | | | D1 | M1 | 1 | 2.868 MHz | -0.82 dB | | | <p>CF 707.5 MHz 501 pts Span 6.0 MHz</p> <table border="1"> <thead> <tr> <th>Type</th> <th>Ref</th> <th>Trc</th> <th>X-value</th> <th>Y-value</th> <th>Function</th> <th>Function Result</th> </tr> </thead> <tbody> <tr> <td>M1</td> <td>1</td> <td></td> <td>706.06 MHz</td> <td>-12.84 dBm</td> <td></td> <td></td> </tr> <tr> <td>T1</td> <td>1</td> <td></td> <td>706.1587 MHz</td> <td>9.14 dBm</td> <td>Occ Bw</td> <td>2.682634731 MHz</td> </tr> <tr> <td>T2</td> <td>1</td> <td></td> <td>708.8413 MHz</td> <td>10.13 dBm</td> <td></td> <td></td> </tr> <tr> <td>D1</td> <td>M1</td> <td>1</td> <td>2.892 MHz</td> <td>0.78 dB</td> <td></td> <td></td> </tr> </tbody> </table> | Type | Ref | Trc | X-value | Y-value | Function | Function Result | M1 | 1 | | 706.06 MHz | -12.84 dBm | | | T1 | 1 | | 706.1587 MHz | 9.14 dBm | Occ Bw | 2.682634731 MHz | T2 | 1 | | 708.8413 MHz | 10.13 dBm | | | D1 | M1 | 1 | 2.892 MHz | 0.78 dB | | |
| Type | Ref | Trc | X-value | Y-value | Function | Function Result | | | | | | | | | | | | | | | | | | | | | | | | | | | | | | | | | | | | | | | | | | | | | | | | | | | | | | | | | | | | | | | | | | |
| M1 | 1 | | 706.072 MHz | -9.26 dBm | | | | | | | | | | | | | | | | | | | | | | | | | | | | | | | | | | | | | | | | | | | | | | | | | | | | | | | | | | | | | | | | | | | | |
| T1 | 1 | | 706.1587 MHz | 9.79 dBm | Occ Bw | 2.682634731 MHz | | | | | | | | | | | | | | | | | | | | | | | | | | | | | | | | | | | | | | | | | | | | | | | | | | | | | | | | | | | | | | | | | | |
| T2 | 1 | | 708.8413 MHz | 11.31 dBm | | | | | | | | | | | | | | | | | | | | | | | | | | | | | | | | | | | | | | | | | | | | | | | | | | | | | | | | | | | | | | | | | | | | |
| D1 | M1 | 1 | 2.868 MHz | -0.82 dB | | | | | | | | | | | | | | | | | | | | | | | | | | | | | | | | | | | | | | | | | | | | | | | | | | | | | | | | | | | | | | | | | | | | |
| Type | Ref | Trc | X-value | Y-value | Function | Function Result | | | | | | | | | | | | | | | | | | | | | | | | | | | | | | | | | | | | | | | | | | | | | | | | | | | | | | | | | | | | | | | | | | |
| M1 | 1 | | 706.06 MHz | -12.84 dBm | | | | | | | | | | | | | | | | | | | | | | | | | | | | | | | | | | | | | | | | | | | | | | | | | | | | | | | | | | | | | | | | | | | | |
| T1 | 1 | | 706.1587 MHz | 9.14 dBm | Occ Bw | 2.682634731 MHz | | | | | | | | | | | | | | | | | | | | | | | | | | | | | | | | | | | | | | | | | | | | | | | | | | | | | | | | | | | | | | | | | | |
| T2 | 1 | | 708.8413 MHz | 10.13 dBm | | | | | | | | | | | | | | | | | | | | | | | | | | | | | | | | | | | | | | | | | | | | | | | | | | | | | | | | | | | | | | | | | | | | |
| D1 | M1 | 1 | 2.892 MHz | 0.78 dB | | | | | | | | | | | | | | | | | | | | | | | | | | | | | | | | | | | | | | | | | | | | | | | | | | | | | | | | | | | | | | | | | | | | |
| Highest | <p>CF 714.5 MHz 501 pts Span 6.0 MHz</p> <table border="1"> <thead> <tr> <th>Type</th> <th>Ref</th> <th>Trc</th> <th>X-value</th> <th>Y-value</th> <th>Function</th> <th>Function Result</th> </tr> </thead> <tbody> <tr> <td>M1</td> <td>1</td> <td></td> <td>713.06 MHz</td> <td>-10.77 dBm</td> <td></td> <td></td> </tr> <tr> <td>T1</td> <td>1</td> <td></td> <td>713.1587 MHz</td> <td>9.79 dBm</td> <td>Occ Bw</td> <td>2.682634731 MHz</td> </tr> <tr> <td>T2</td> <td>1</td> <td></td> <td>715.8413 MHz</td> <td>12.71 dBm</td> <td></td> <td></td> </tr> <tr> <td>D1</td> <td>M1</td> <td>1</td> <td>2.88 MHz</td> <td>-1.39 dB</td> <td></td> <td></td> </tr> </tbody> </table> | Type | Ref | Trc | X-value | Y-value | Function | Function Result | M1 | 1 | | 713.06 MHz | -10.77 dBm | | | T1 | 1 | | 713.1587 MHz | 9.79 dBm | Occ Bw | 2.682634731 MHz | T2 | 1 | | 715.8413 MHz | 12.71 dBm | | | D1 | M1 | 1 | 2.88 MHz | -1.39 dB | | | <p>CF 714.5 MHz 501 pts Span 6.0 MHz</p> <table border="1"> <thead> <tr> <th>Type</th> <th>Ref</th> <th>Trc</th> <th>X-value</th> <th>Y-value</th> <th>Function</th> <th>Function Result</th> </tr> </thead> <tbody> <tr> <td>M1</td> <td>1</td> <td></td> <td>713.06 MHz</td> <td>-11.87 dBm</td> <td></td> <td></td> </tr> <tr> <td>T1</td> <td>1</td> <td></td> <td>713.1587 MHz</td> <td>10.44 dBm</td> <td>Occ Bw</td> <td>2.682634731 MHz</td> </tr> <tr> <td>T2</td> <td>1</td> <td></td> <td>715.8413 MHz</td> <td>9.39 dBm</td> <td></td> <td></td> </tr> <tr> <td>D1</td> <td>M1</td> <td>1</td> <td>2.88 MHz</td> <td>-1.16 dB</td> <td></td> <td></td> </tr> </tbody> </table> | Type | Ref | Trc | X-value | Y-value | Function | Function Result | M1 | 1 | | 713.06 MHz | -11.87 dBm | | | T1 | 1 | | 713.1587 MHz | 10.44 dBm | Occ Bw | 2.682634731 MHz | T2 | 1 | | 715.8413 MHz | 9.39 dBm | | | D1 | M1 | 1 | 2.88 MHz | -1.16 dB | | |
| Type | Ref | Trc | X-value | Y-value | Function | Function Result | | | | | | | | | | | | | | | | | | | | | | | | | | | | | | | | | | | | | | | | | | | | | | | | | | | | | | | | | | | | | | | | | | |
| M1 | 1 | | 713.06 MHz | -10.77 dBm | | | | | | | | | | | | | | | | | | | | | | | | | | | | | | | | | | | | | | | | | | | | | | | | | | | | | | | | | | | | | | | | | | | | |
| T1 | 1 | | 713.1587 MHz | 9.79 dBm | Occ Bw | 2.682634731 MHz | | | | | | | | | | | | | | | | | | | | | | | | | | | | | | | | | | | | | | | | | | | | | | | | | | | | | | | | | | | | | | | | | | |
| T2 | 1 | | 715.8413 MHz | 12.71 dBm | | | | | | | | | | | | | | | | | | | | | | | | | | | | | | | | | | | | | | | | | | | | | | | | | | | | | | | | | | | | | | | | | | | | |
| D1 | M1 | 1 | 2.88 MHz | -1.39 dB | | | | | | | | | | | | | | | | | | | | | | | | | | | | | | | | | | | | | | | | | | | | | | | | | | | | | | | | | | | | | | | | | | | | |
| Type | Ref | Trc | X-value | Y-value | Function | Function Result | | | | | | | | | | | | | | | | | | | | | | | | | | | | | | | | | | | | | | | | | | | | | | | | | | | | | | | | | | | | | | | | | | |
| M1 | 1 | | 713.06 MHz | -11.87 dBm | | | | | | | | | | | | | | | | | | | | | | | | | | | | | | | | | | | | | | | | | | | | | | | | | | | | | | | | | | | | | | | | | | | | |
| T1 | 1 | | 713.1587 MHz | 10.44 dBm | Occ Bw | 2.682634731 MHz | | | | | | | | | | | | | | | | | | | | | | | | | | | | | | | | | | | | | | | | | | | | | | | | | | | | | | | | | | | | | | | | | | |
| T2 | 1 | | 715.8413 MHz | 9.39 dBm | | | | | | | | | | | | | | | | | | | | | | | | | | | | | | | | | | | | | | | | | | | | | | | | | | | | | | | | | | | | | | | | | | | | |
| D1 | M1 | 1 | 2.88 MHz | -1.16 dB | | | | | | | | | | | | | | | | | | | | | | | | | | | | | | | | | | | | | | | | | | | | | | | | | | | | | | | | | | | | | | | | | | | | |

Occupied Bandwidth



Occupied Bandwidth

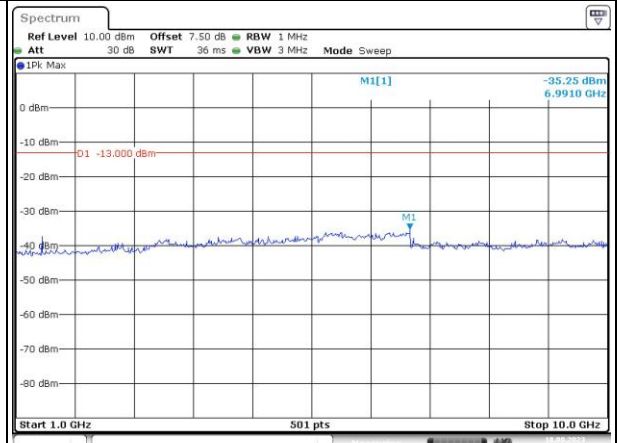
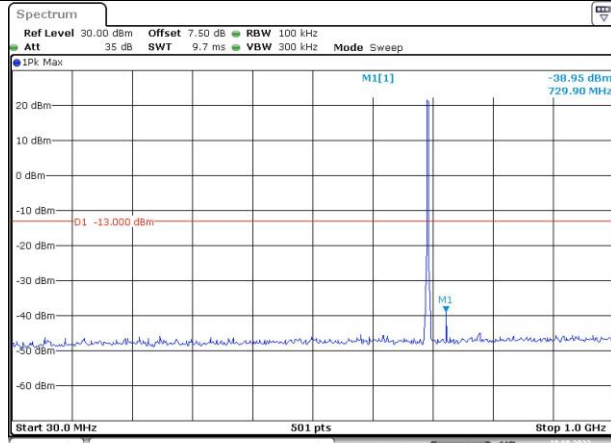


Spurious Emissions at Antenna Terminal

Channel

1.4MHz Bandwidth QPSK

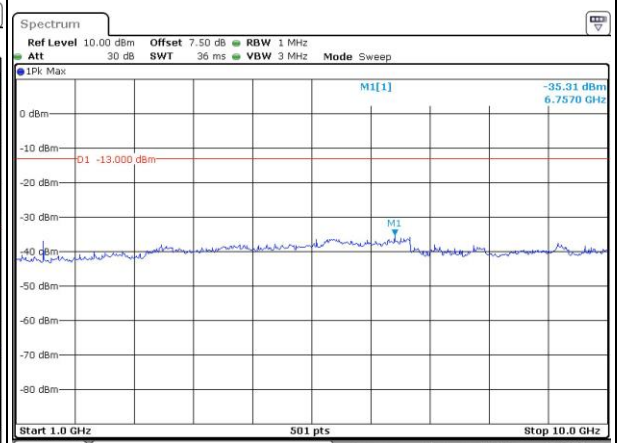
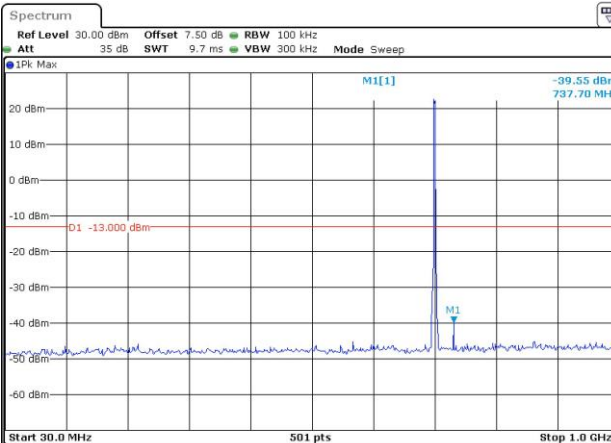
Lowest



Date: 18.AUG.2023 14:16:52

Date: 18.AUG.2023 14:17:33

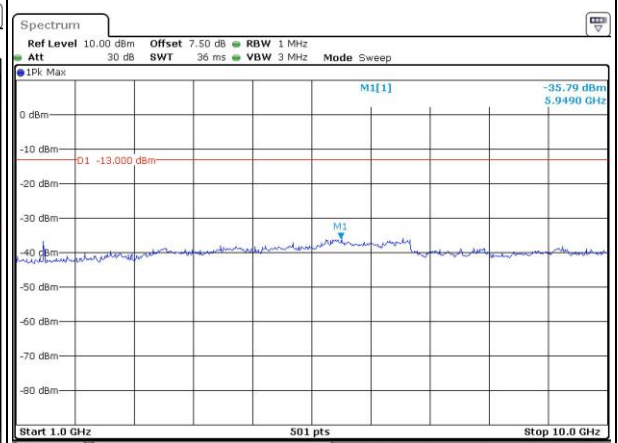
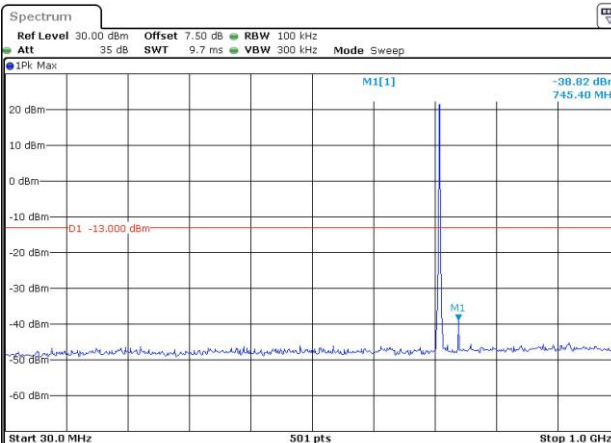
Middle



Date: 18.AUG.2023 14:18:07

Date: 18.AUG.2023 14:18:37

Highest



Date: 18.AUG.2023 14:19:06

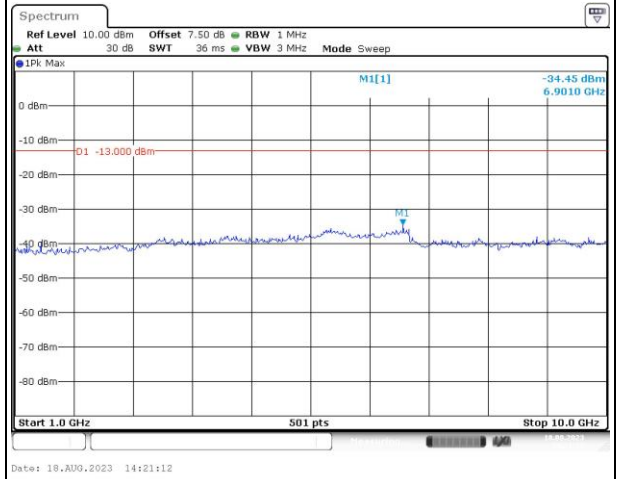
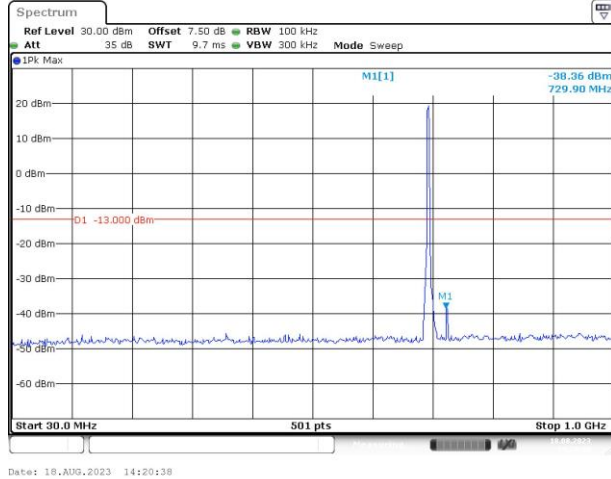
Date: 18.AUG.2023 14:19:36

Spurious Emissions at Antenna Terminal

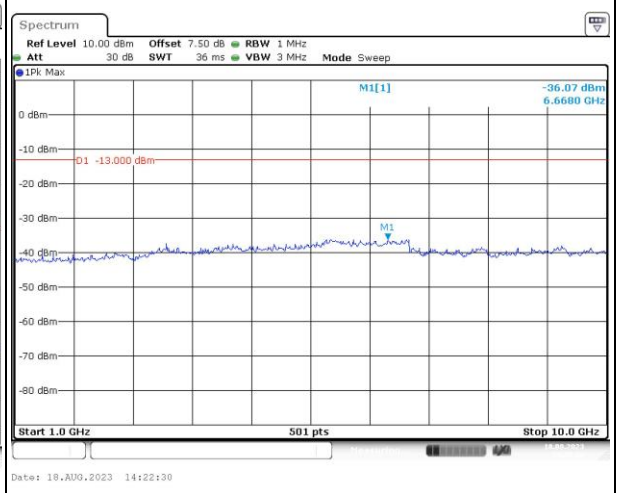
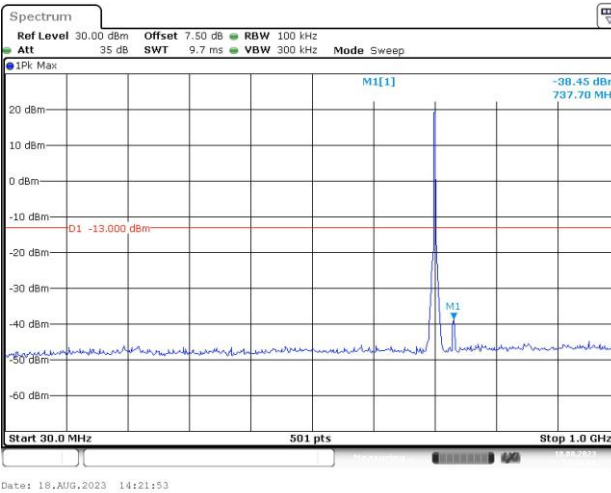
Channel

3MHz Bandwidth QPSK

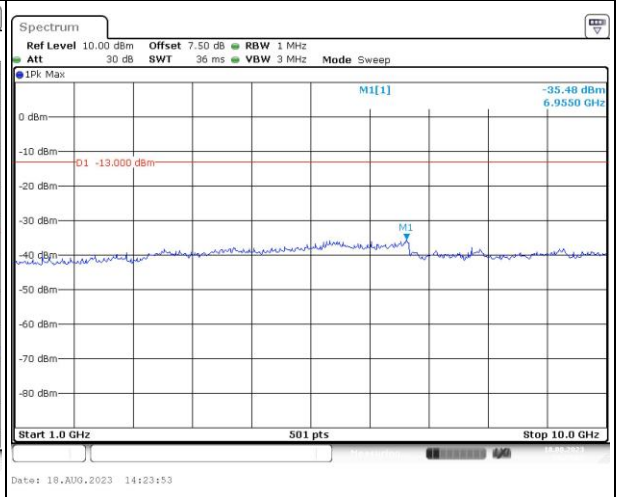
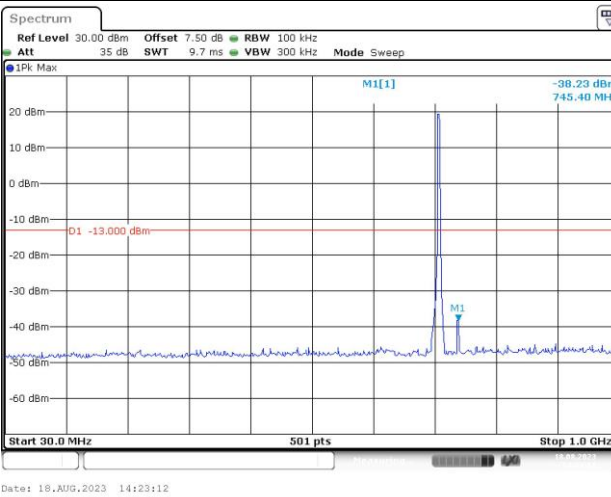
Lowest



Middle



Highest

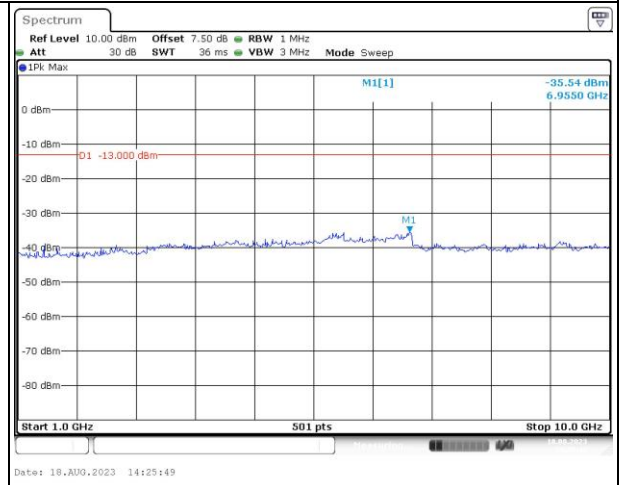
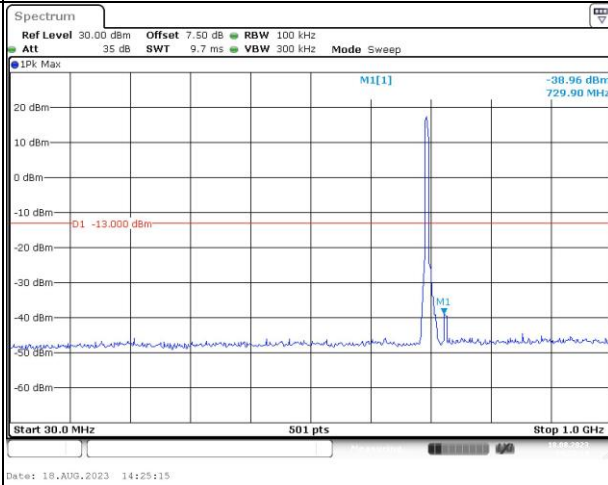


Spurious Emissions at Antenna Terminal

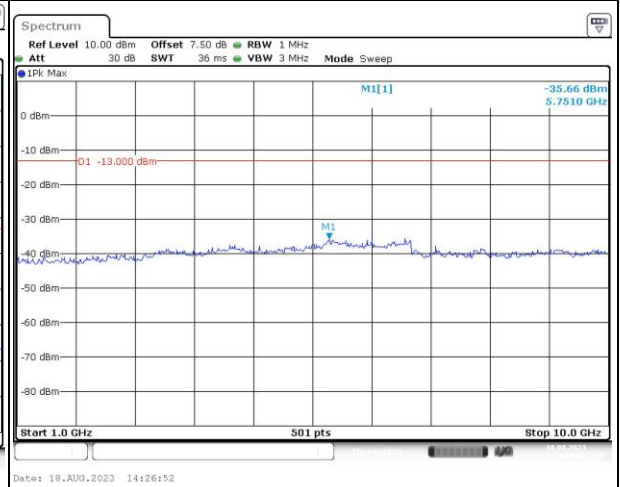
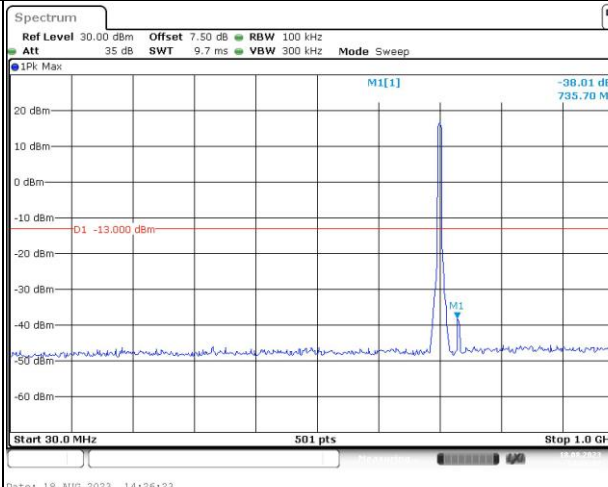
Channel

5MHz Bandwidth QPSK

Lowest



Middle



Highest

