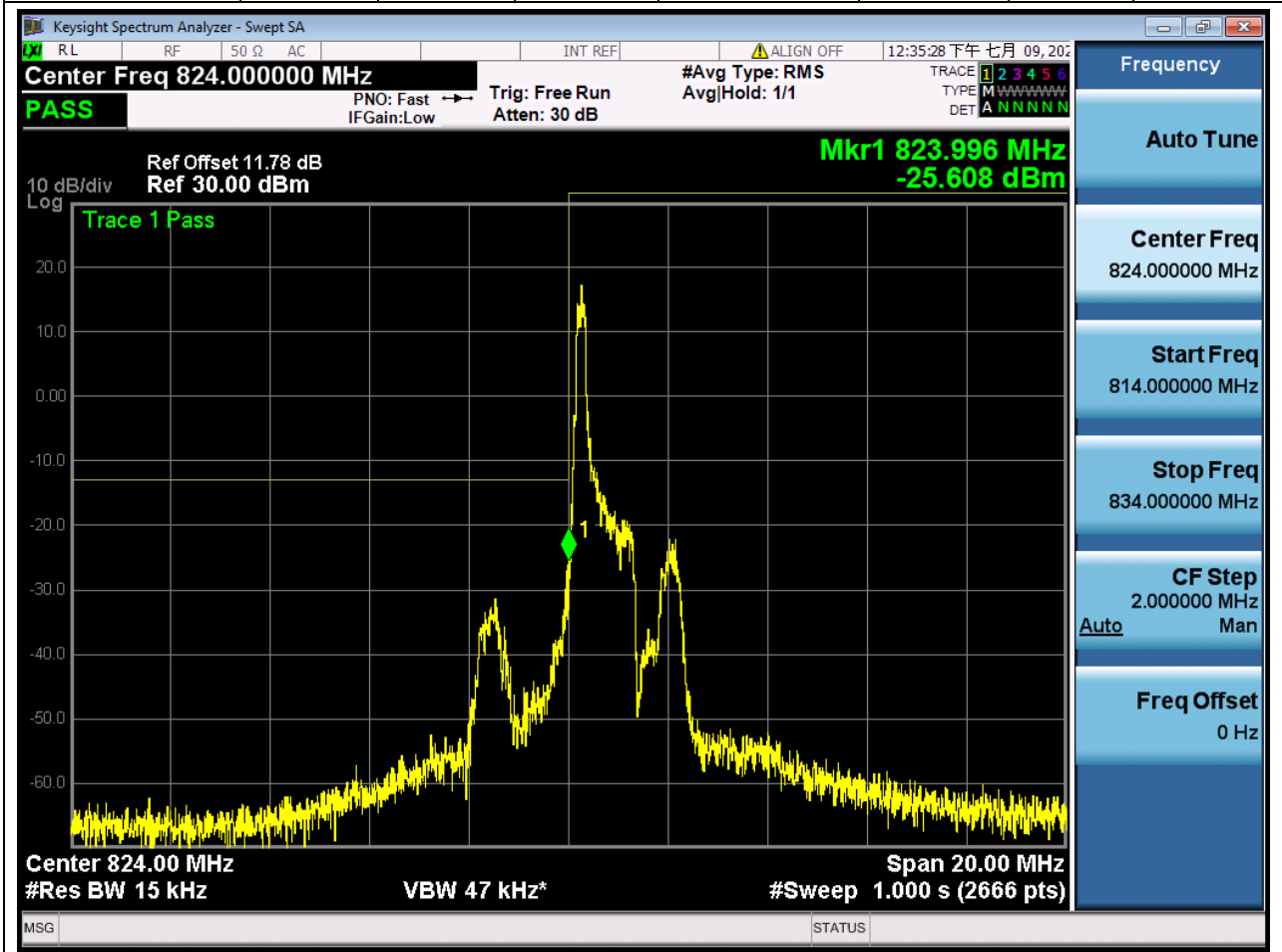


Annex E. LTE Band Edge

1. LTE_Band5

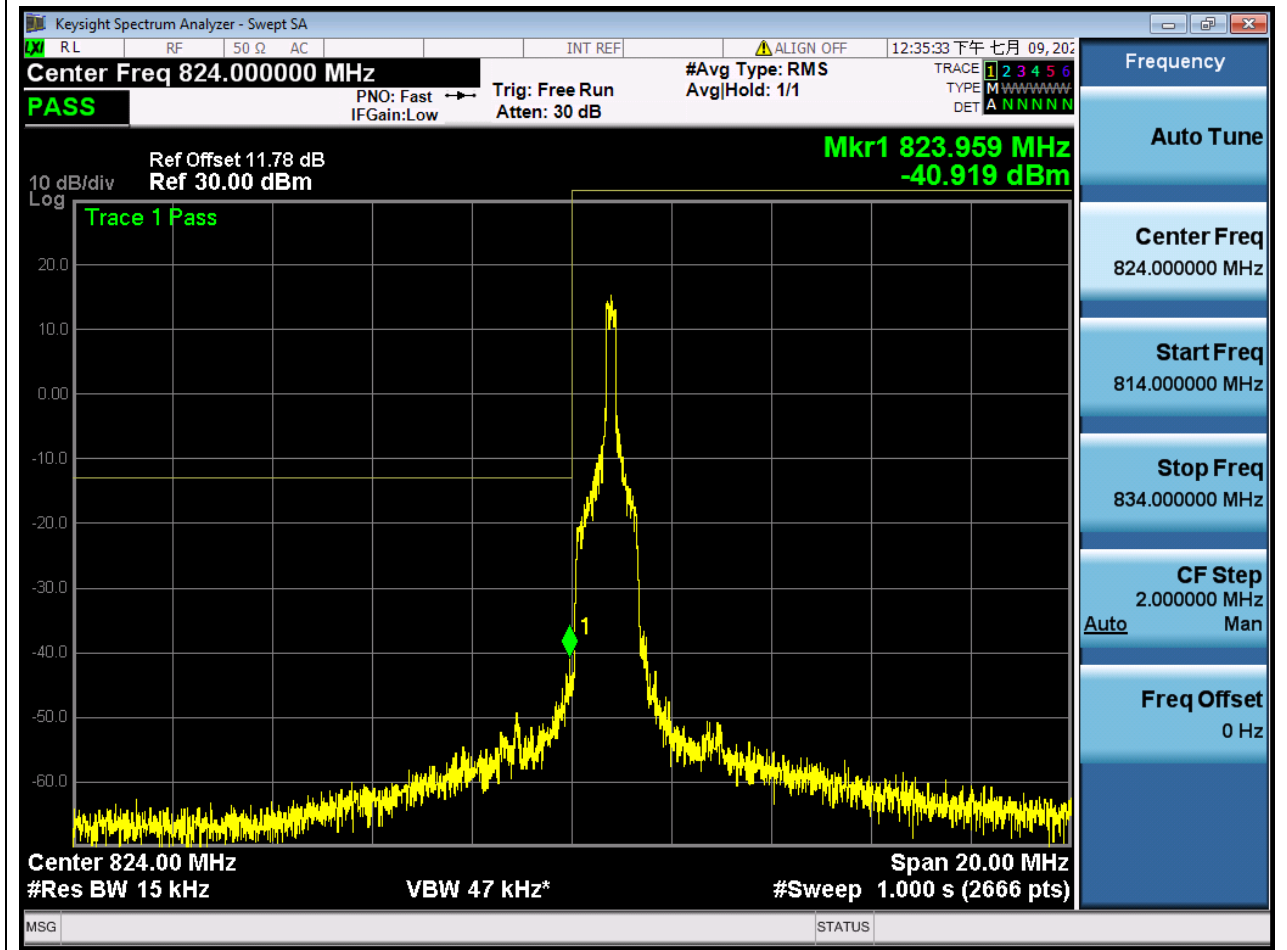
1.1. LTE Band Edge(NTNV)(Subtest:1, Channel:20407, Bandwidth:1.4, Modulation:QPSK, RB Number: 1, RB Position:LOW)

| Center Frequency (MHz) | Span (MHz) | RBW (MHz) | Detector | Frequency (MHz) | Power (dBm) | Verdict | Sweep Point |
|------------------------|------------|-----------|----------|-----------------|-------------|---------|-------------|
| 824 | 20 | 0.015 | RMS | 823.996 | -25.61 | Pass | 2666 |



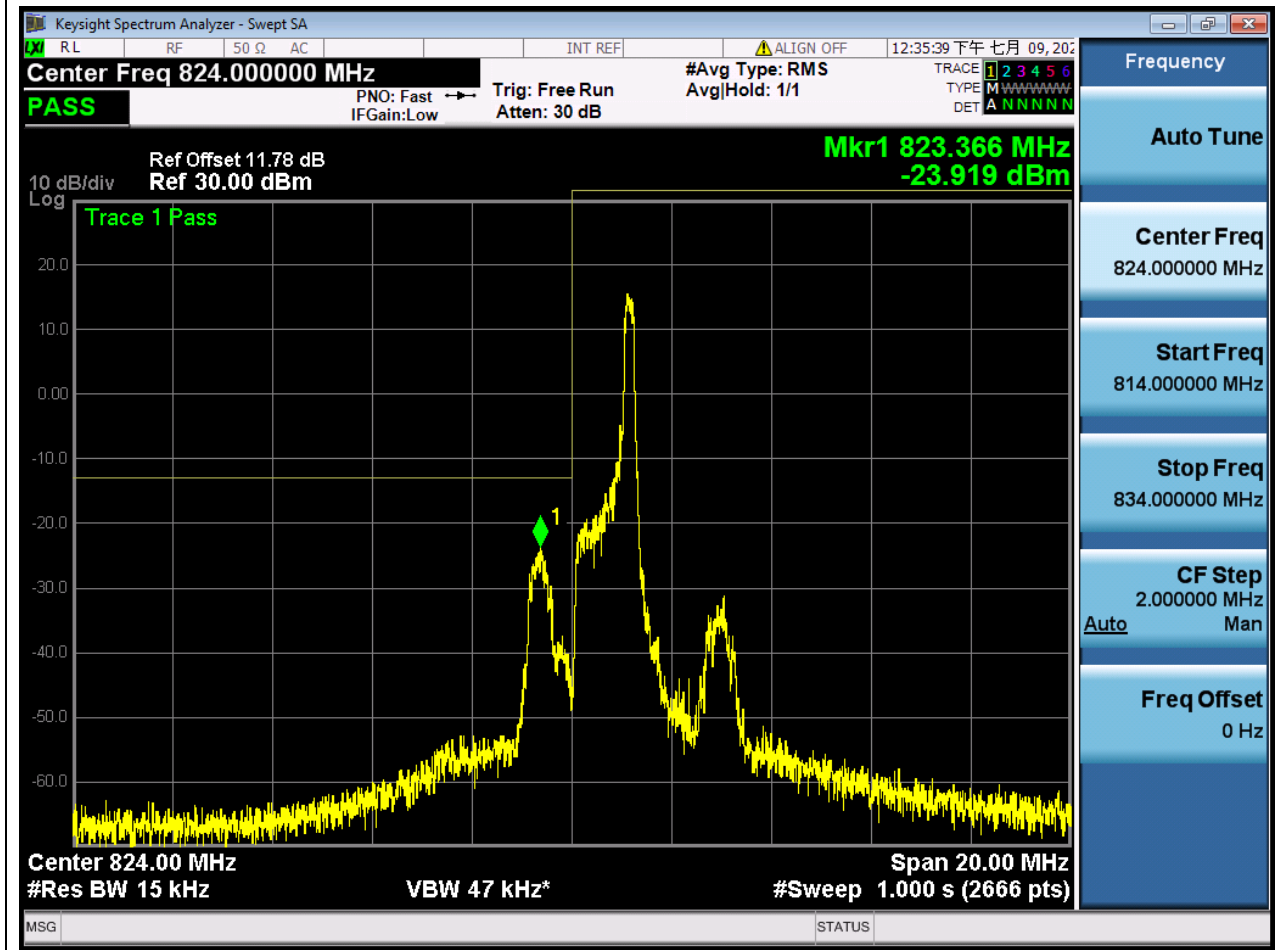
1.2. LTE Band Edge(NTNV)(Subtest:2, Channel:20407, Bandwidth:1.4, Modulation:QPSK, RB Number: 1, RB Position:MID)

| Center Frequency (MHz) | Span (MHz) | RBW (MHz) | Detector | Frequency (MHz) | Power (dBm) | Verdict | Sweep Point |
|------------------------|------------|-----------|----------|-----------------|-------------|---------|-------------|
| 824 | 20 | 0.015 | RMS | 823.959 | -40.92 | Pass | 2666 |



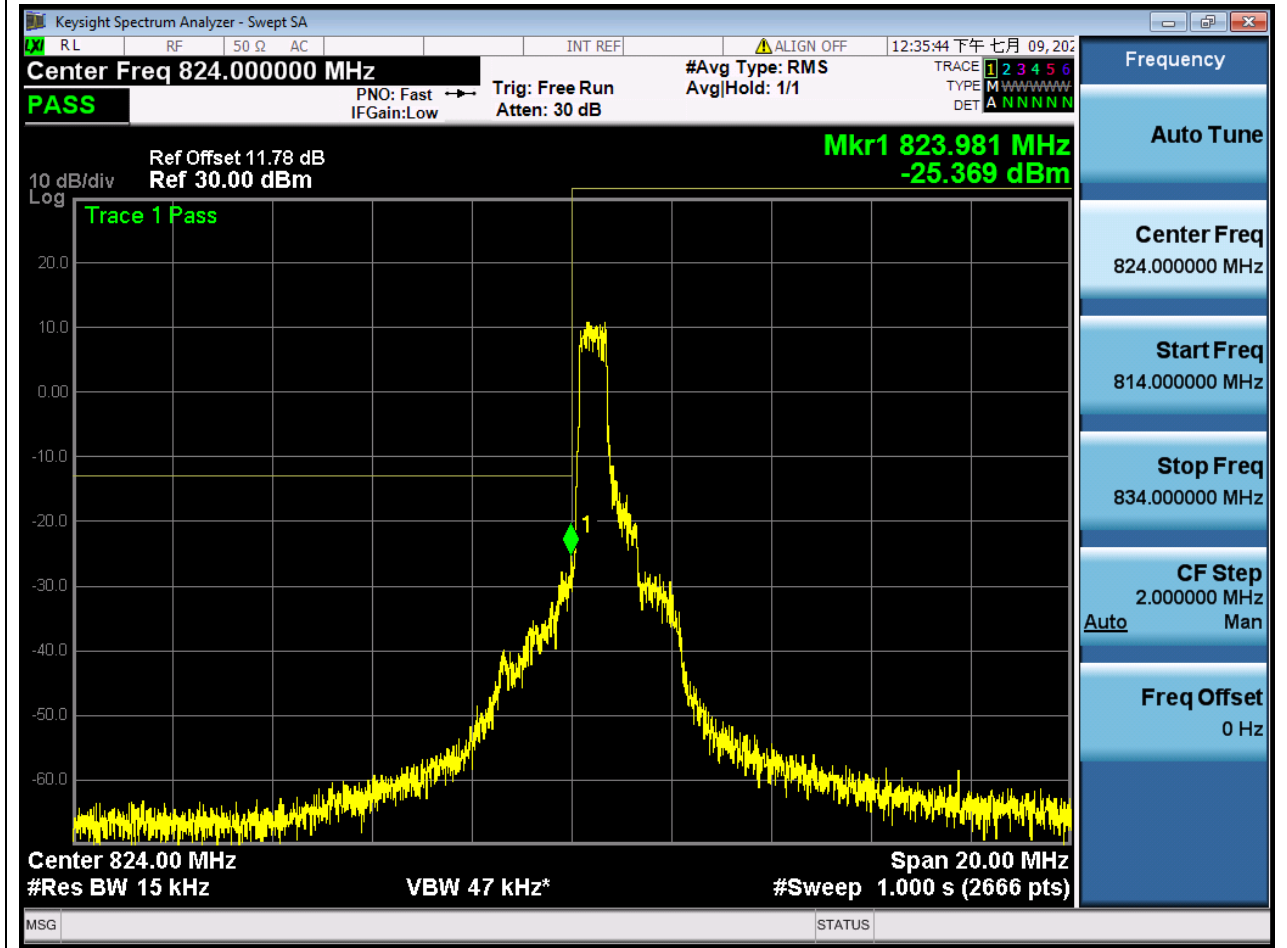
1.3. LTE Band Edge(NTNV)(Subtest:3, Channel:20407, Bandwidth:1.4, Modulation:QPSK, RB Number: 1, RB Position:HIGH)

| Center Frequency (MHz) | Span (MHz) | RBW (MHz) | Detector | Frequency (MHz) | Power (dBm) | Verdict | Sweep Point |
|------------------------|------------|-----------|----------|-----------------|-------------|---------|-------------|
| 824 | 20 | 0.015 | RMS | 823.366 | -23.92 | Pass | 2666 |



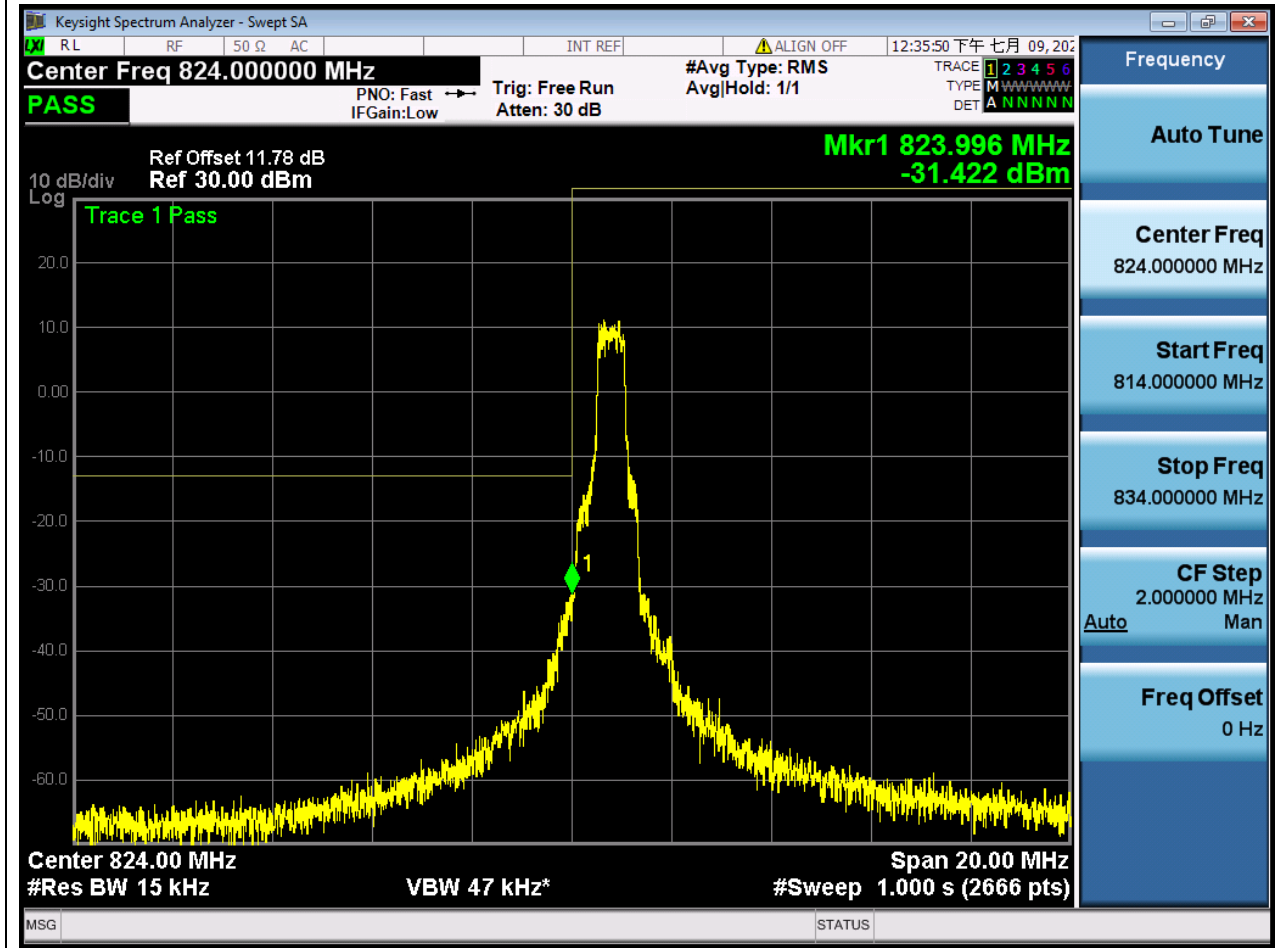
1.4. LTE Band Edge(NTNV)(Subtest:4, Channel:20407, Bandwidth:1.4, Modulation:QPSK, RB Number: 3, RB Position:LOW)

| Center Frequency (MHz) | Span (MHz) | RBW (MHz) | Detector | Frequency (MHz) | Power (dBm) | Verdict | Sweep Point |
|------------------------|------------|-----------|----------|-----------------|-------------|---------|-------------|
| 824 | 20 | 0.015 | RMS | 823.981 | -25.37 | Pass | 2666 |



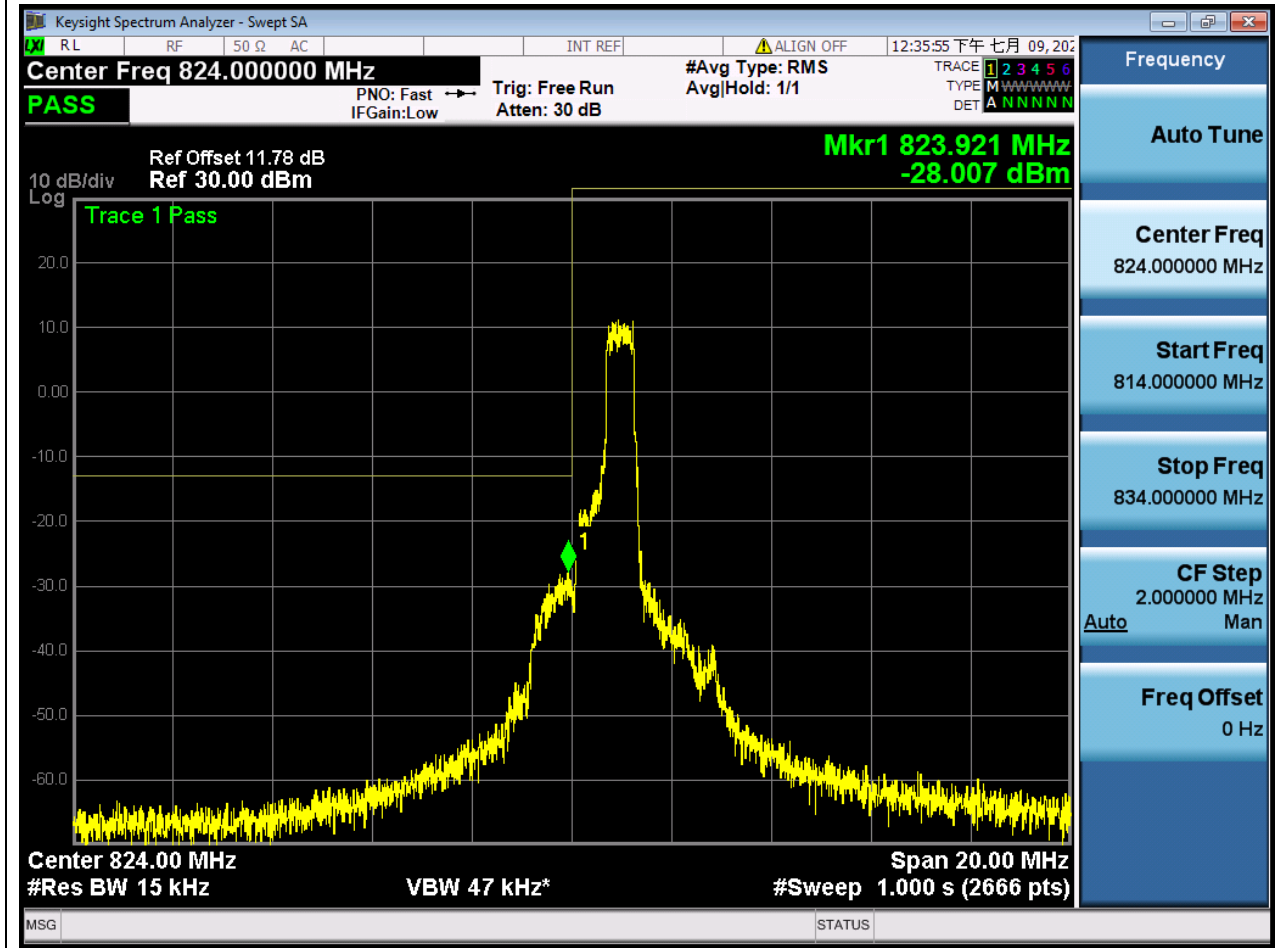
1.5. LTE Band Edge(NTNV)(Subtest:5, Channel:20407, Bandwidth:1.4, Modulation:QPSK, RB Number: 3, RB Position:MID)

| Center Frequency (MHz) | Span (MHz) | RBW (MHz) | Detector | Frequency (MHz) | Power (dBm) | Verdict | Sweep Point |
|------------------------|------------|-----------|----------|-----------------|-------------|---------|-------------|
| 824 | 20 | 0.015 | RMS | 823.996 | -31.42 | Pass | 2666 |



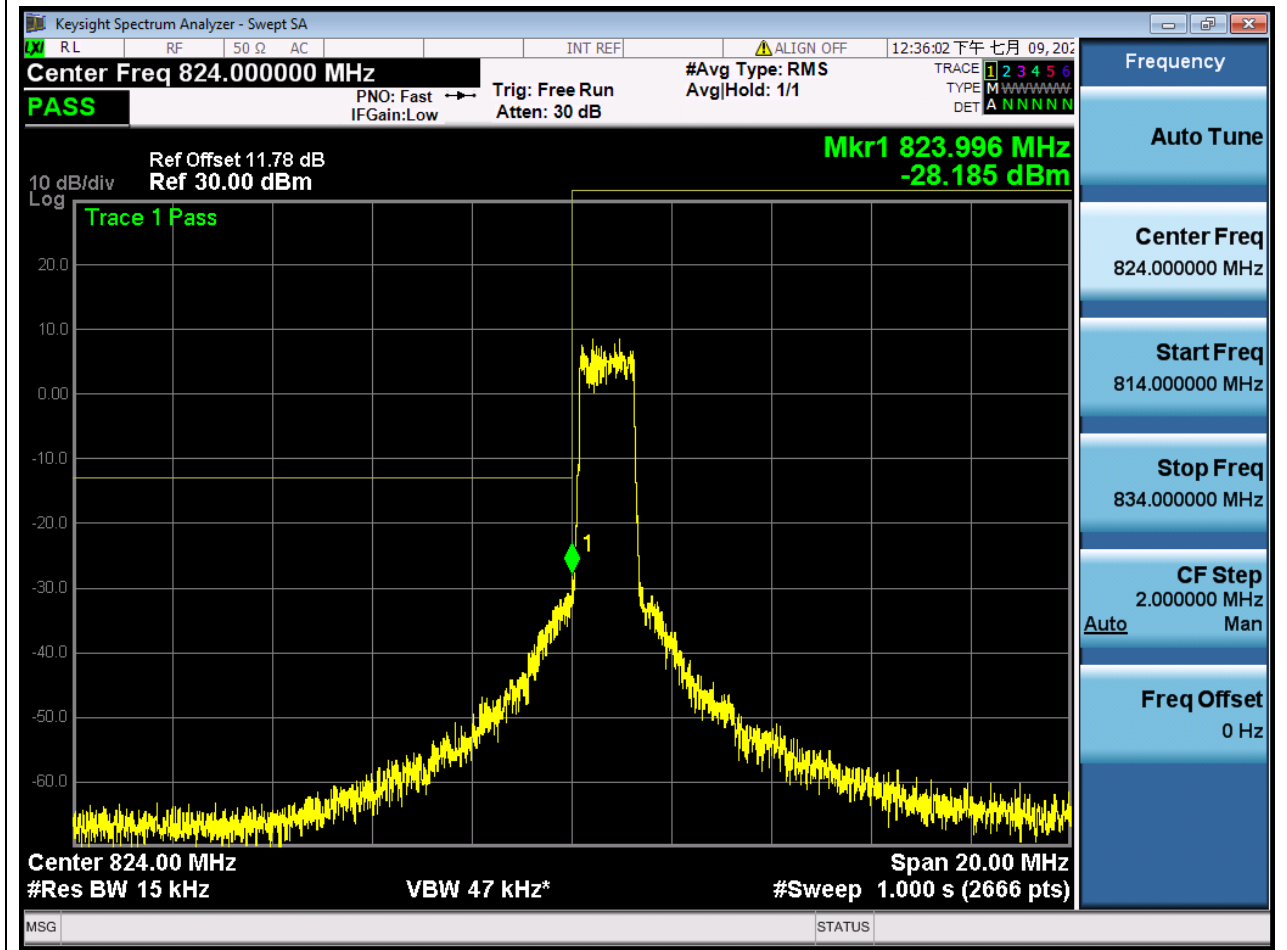
1.6. LTE Band Edge(NTNV)(Subtest:6, Channel:20407, Bandwidth:1.4, Modulation:QPSK, RB Number: 3, RB Position:HIGH)

| Center Frequency (MHz) | Span (MHz) | RBW (MHz) | Detector | Frequency (MHz) | Power (dBm) | Verdict | Sweep Point |
|------------------------|------------|-----------|----------|-----------------|-------------|---------|-------------|
| 824 | 20 | 0.015 | RMS | 823.921 | -28.01 | Pass | 2666 |



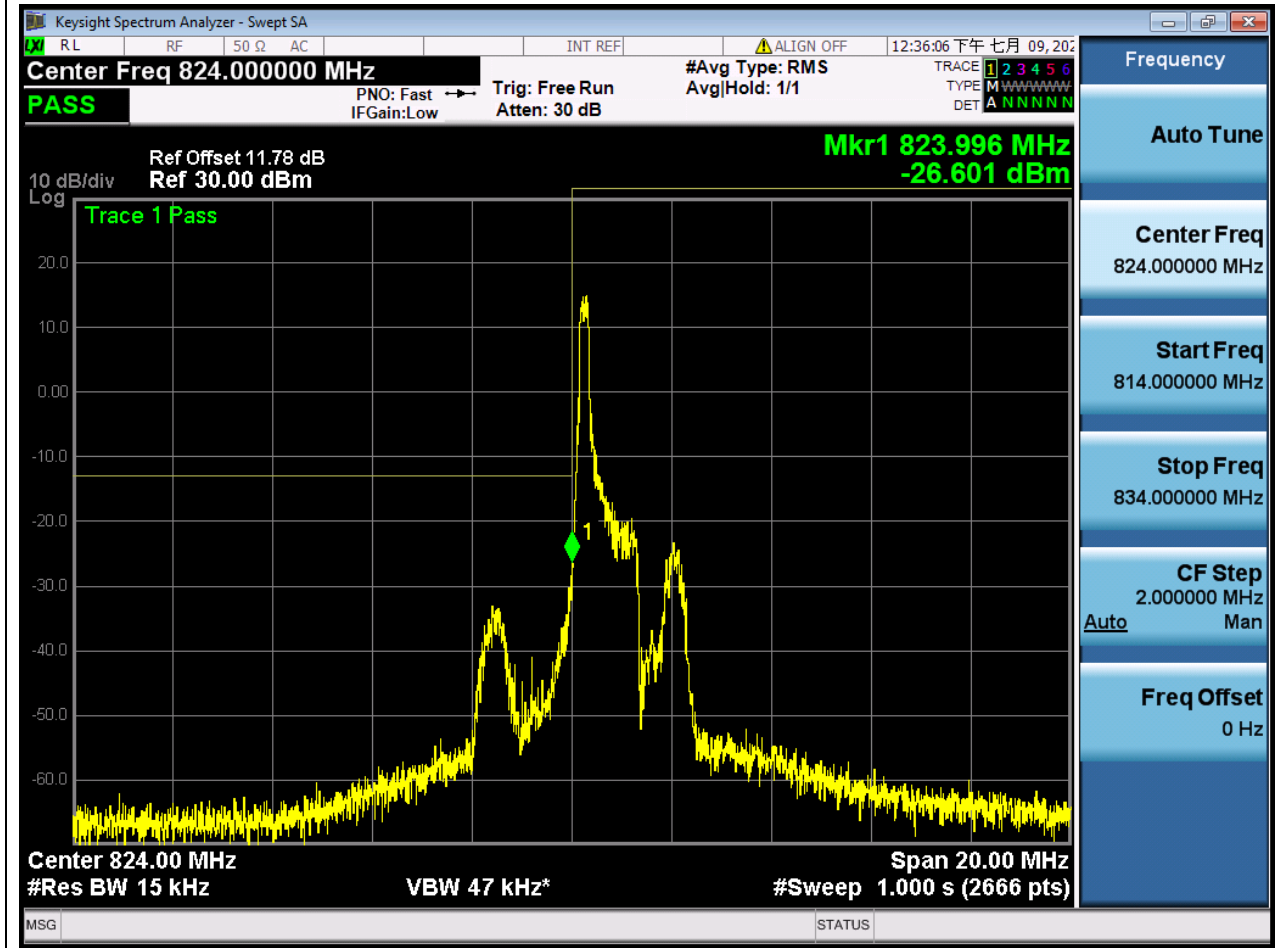
1.7. LTE Band Edge(NTNV)(Subtest:7, Channel:20407, Bandwidth:1.4, Modulation:QPSK, RB Number: 6, RB Position:LOW)

| Center Frequency (MHz) | Span (MHz) | RBW (MHz) | Detector | Frequency (MHz) | Power (dBm) | Verdict | Sweep Point |
|------------------------|------------|-----------|----------|-----------------|-------------|---------|-------------|
| 824 | 20 | 0.015 | RMS | 823.996 | -28.18 | Pass | 2666 |



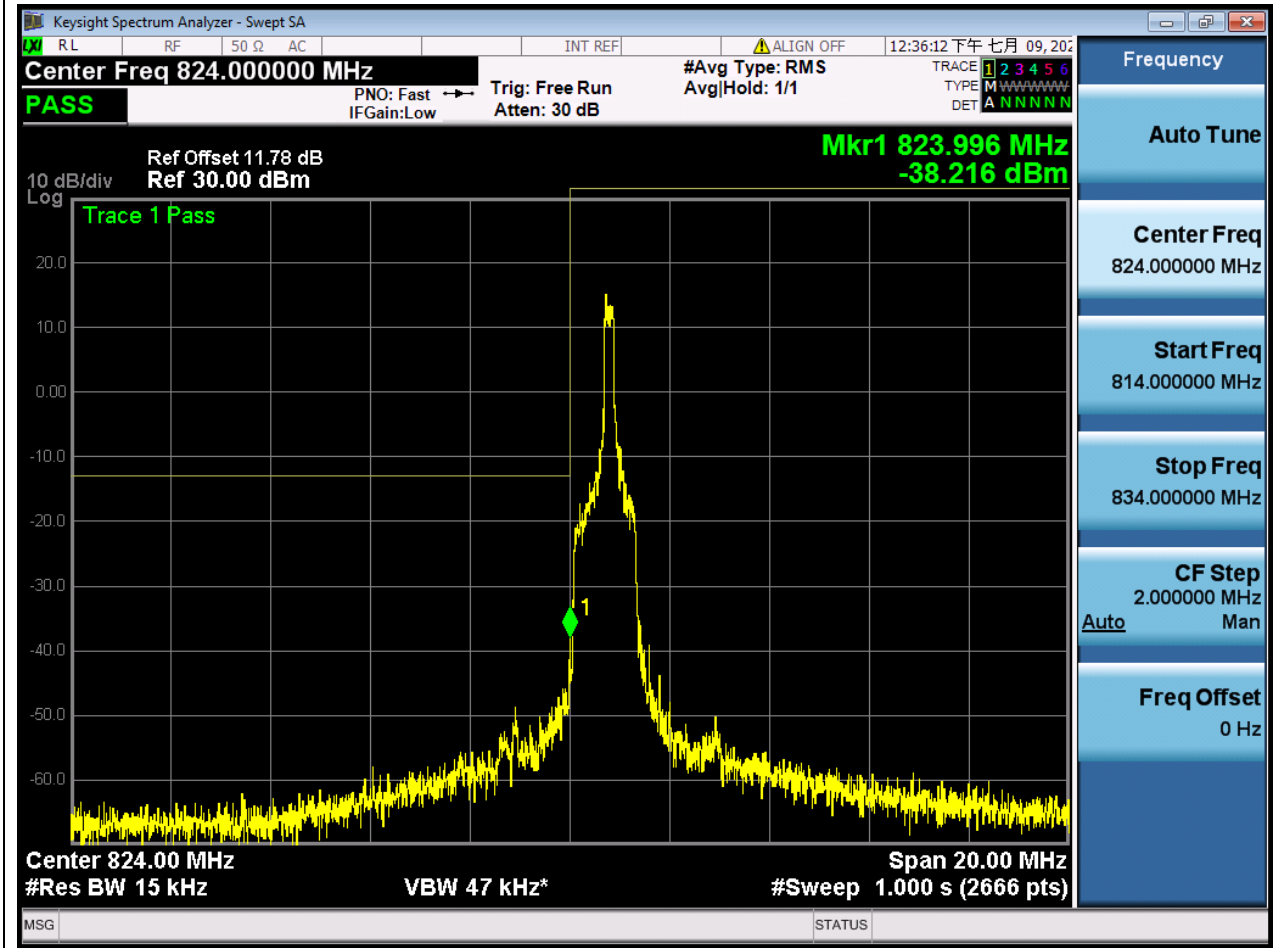
1.8. LTE Band Edge(NTNV)(Subtest:8, Channel:20407, Bandwidth:1.4, Modulation:Q16, RB Number: 1, RB Position:LOW)

| Center Frequency (MHz) | Span (MHz) | RBW (MHz) | Detector | Frequency (MHz) | Power (dBm) | Verdict | Sweep Point |
|------------------------|------------|-----------|----------|-----------------|-------------|---------|-------------|
| 824 | 20 | 0.015 | RMS | 823.996 | -26.6 | Pass | 2666 |



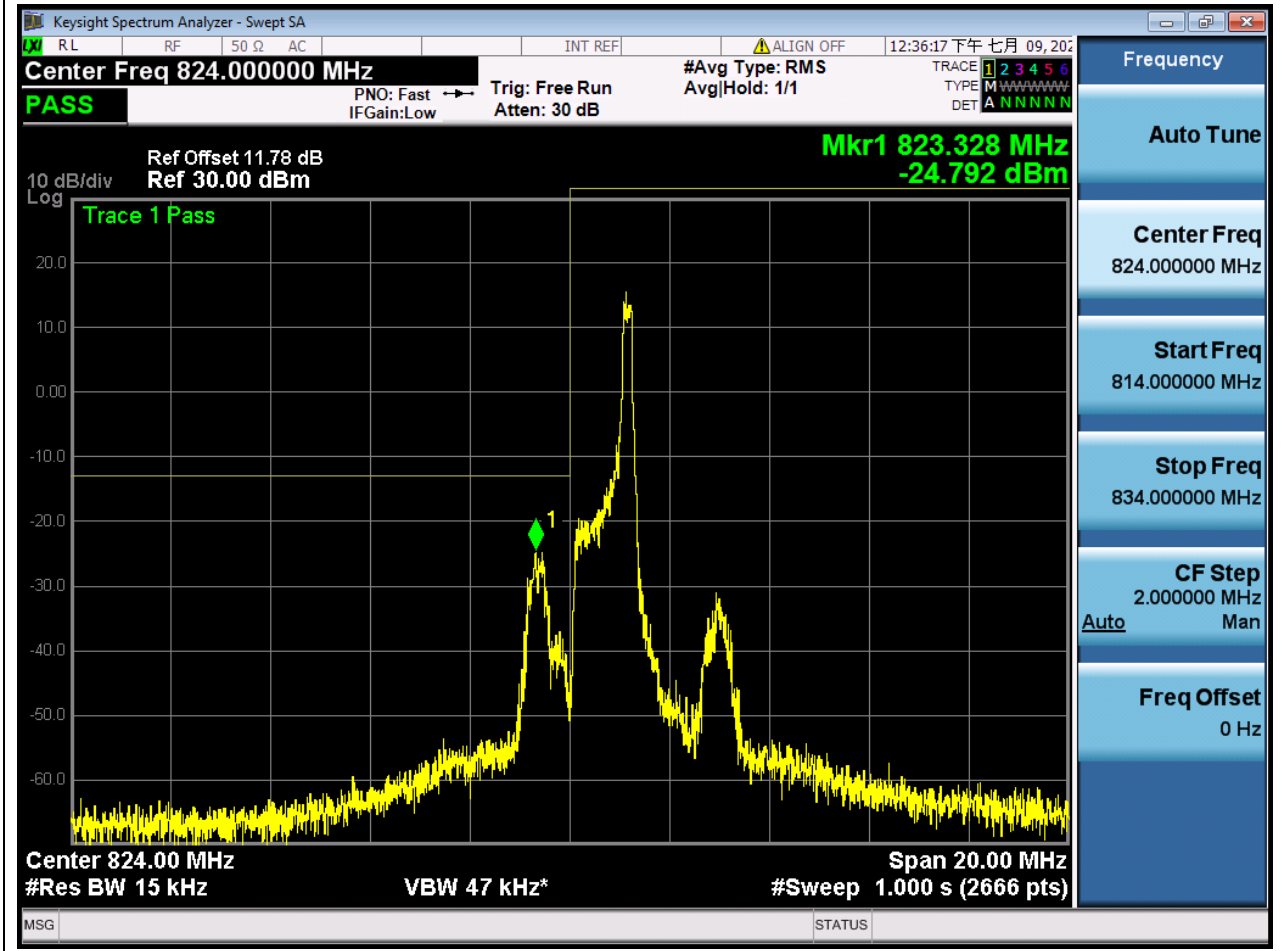
1.9. LTE Band Edge(NTNV)(Subtest:9, Channel:20407, Bandwidth:1.4, Modulation:Q16, RB Number: 1, RB Position:MID)

| Center Frequency (MHz) | Span (MHz) | RBW (MHz) | Detector | Frequency (MHz) | Power (dBm) | Verdict | Sweep Point |
|------------------------|------------|-----------|----------|-----------------|-------------|---------|-------------|
| 824 | 20 | 0.015 | RMS | 823.996 | -38.22 | Pass | 2666 |



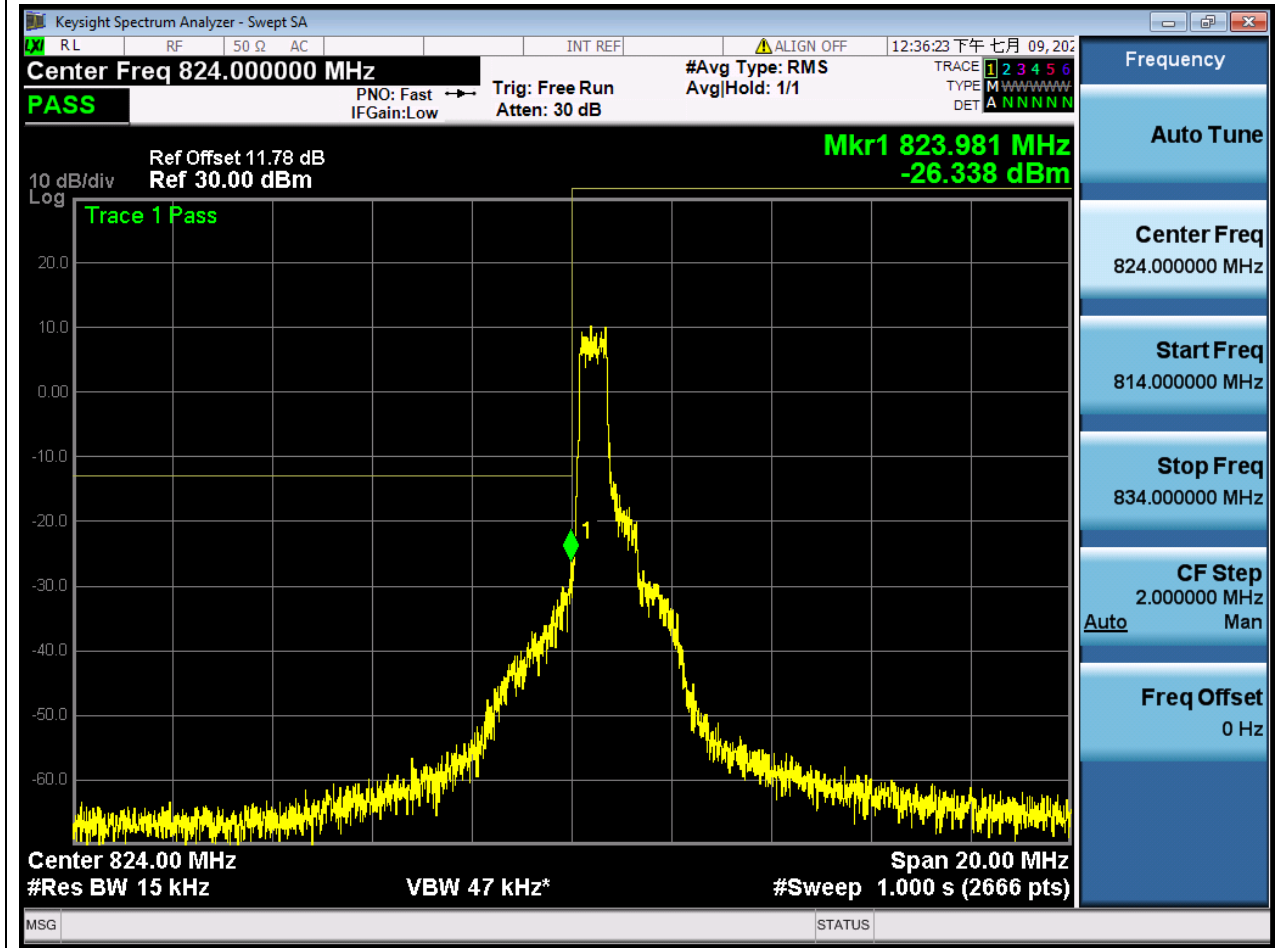
1.10. LTE Band Edge(NTNV)(Subtest:10, Channel:20407, Bandwidth:1.4, Modulation:Q16, RB Number: 1, RB Position:HIGH)

| Center Frequency (MHz) | Span (MHz) | RBW (MHz) | Detector | Frequency (MHz) | Power (dBm) | Verdict | Sweep Point |
|------------------------|------------|-----------|----------|-----------------|-------------|---------|-------------|
| 824 | 20 | 0.015 | RMS | 823.328 | -24.79 | Pass | 2666 |



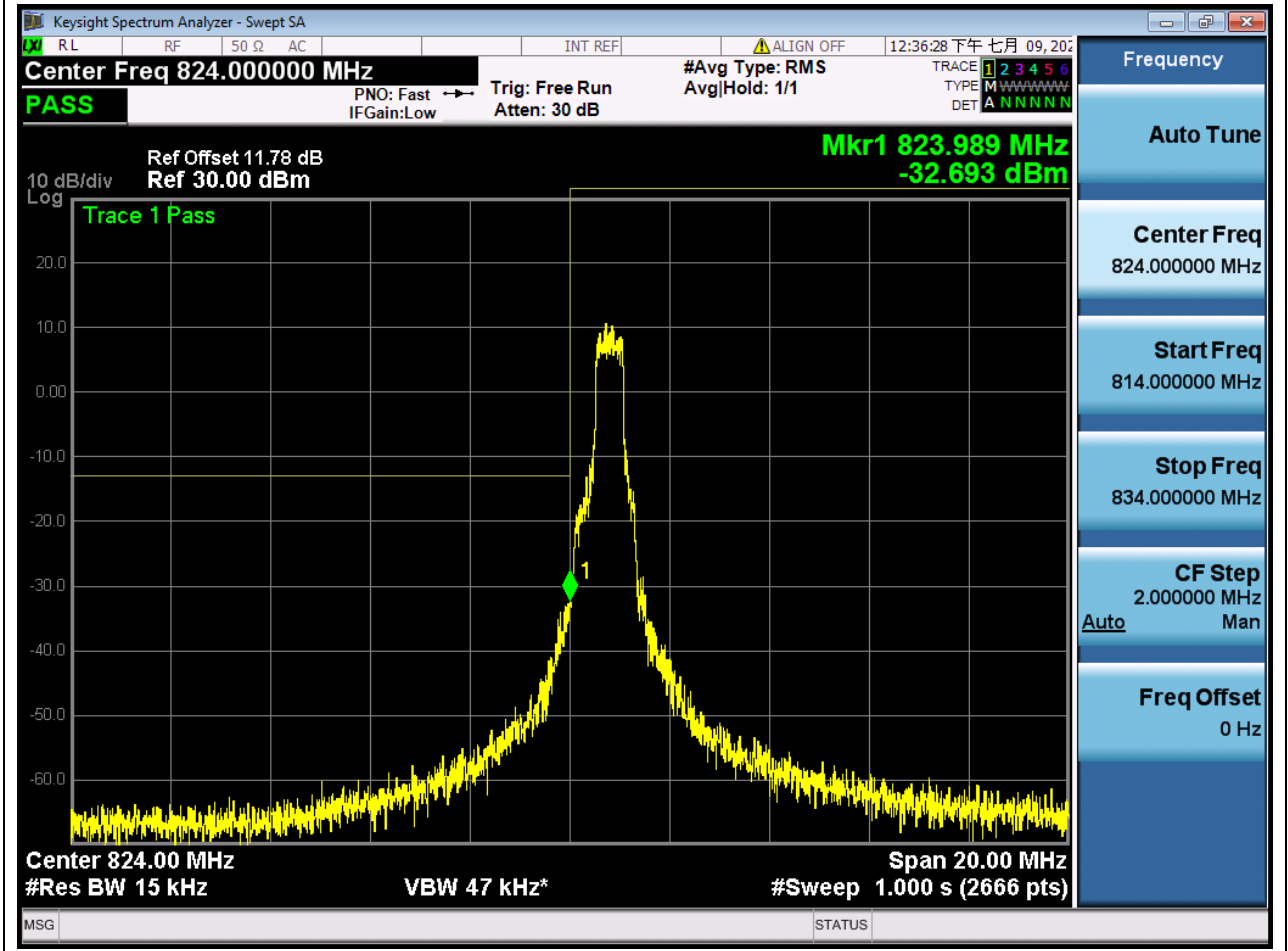
1.11. LTE Band Edge(NTNV)(Subtest:11, Channel:20407, Bandwidth:1.4, Modulation:Q16, RB Number: 3, RB Position:LOW)

| Center Frequency (MHz) | Span (MHz) | RBW (MHz) | Detector | Frequency (MHz) | Power (dBm) | Verdict | Sweep Point |
|------------------------|------------|-----------|----------|-----------------|-------------|---------|-------------|
| 824 | 20 | 0.015 | RMS | 823.981 | -26.34 | Pass | 2666 |



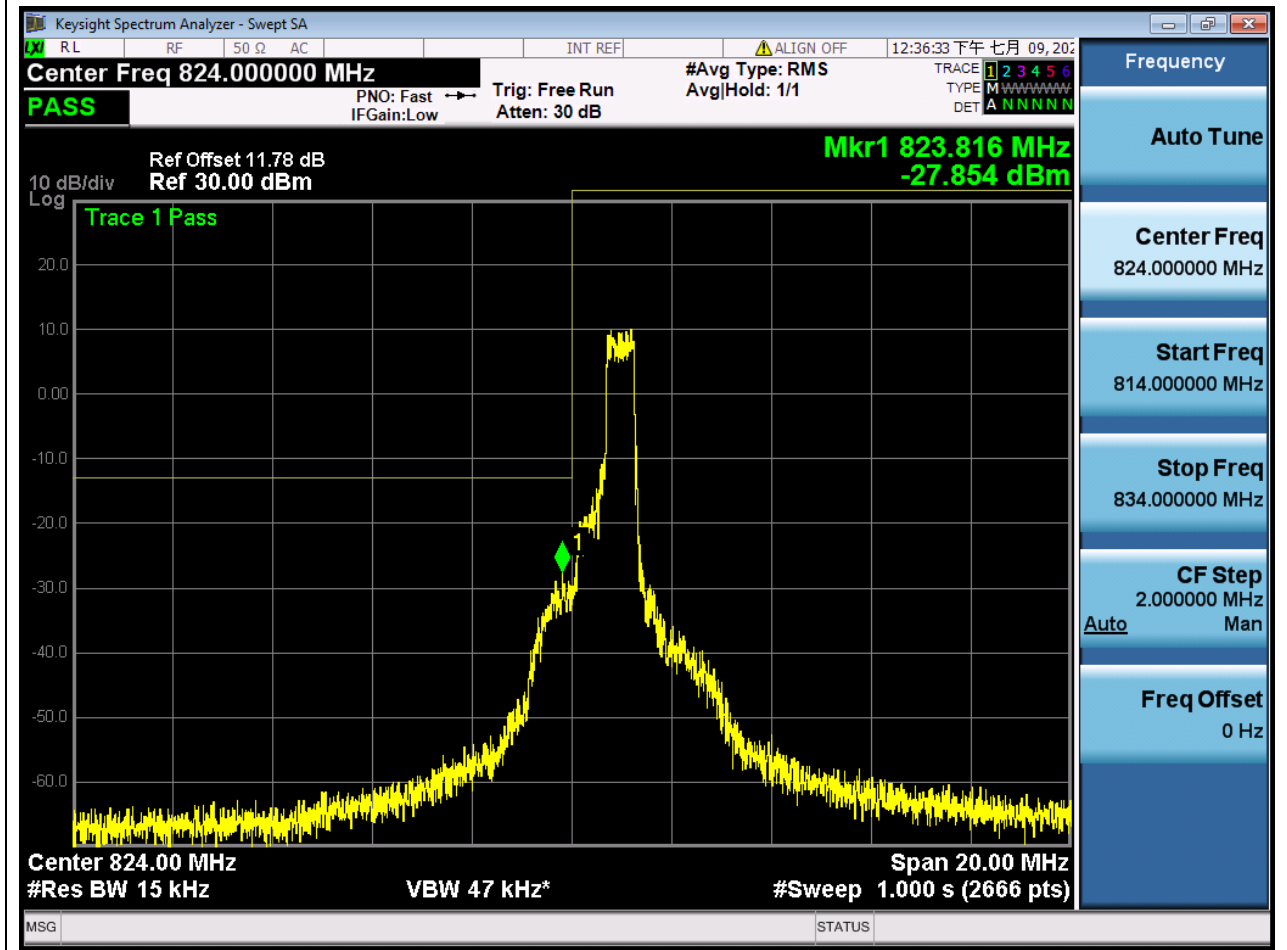
1.12. LTE Band Edge(NTNV)(Subtest:12, Channel:20407, Bandwidth:1.4, Modulation:Q16, RB Number: 3, RB Position:MID)

| Center Frequency (MHz) | Span (MHz) | RBW (MHz) | Detector | Frequency (MHz) | Power (dBm) | Verdict | Sweep Point |
|------------------------|------------|-----------|----------|-----------------|-------------|---------|-------------|
| 824 | 20 | 0.015 | RMS | 823.989 | -32.69 | Pass | 2666 |



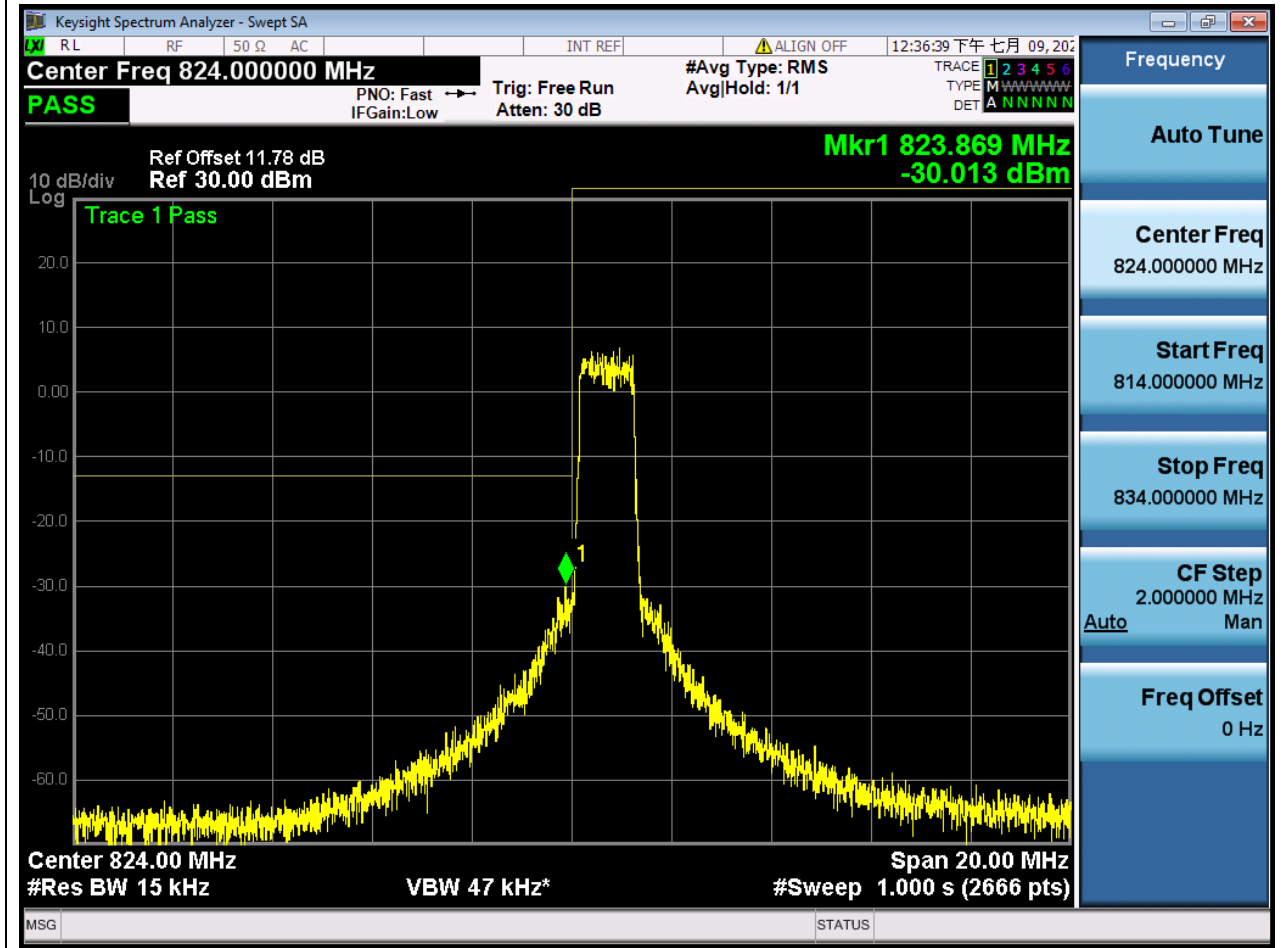
1.13. LTE Band Edge(NTNV)(Subtest:13, Channel:20407, Bandwidth:1.4, Modulation:Q16, RB Number: 3, RB Position:HIGH)

| Center Frequency (MHz) | Span (MHz) | RBW (MHz) | Detector | Frequency (MHz) | Power (dBm) | Verdict | Sweep Point |
|------------------------|------------|-----------|----------|-----------------|-------------|---------|-------------|
| 824 | 20 | 0.015 | RMS | 823.816 | -27.85 | Pass | 2666 |



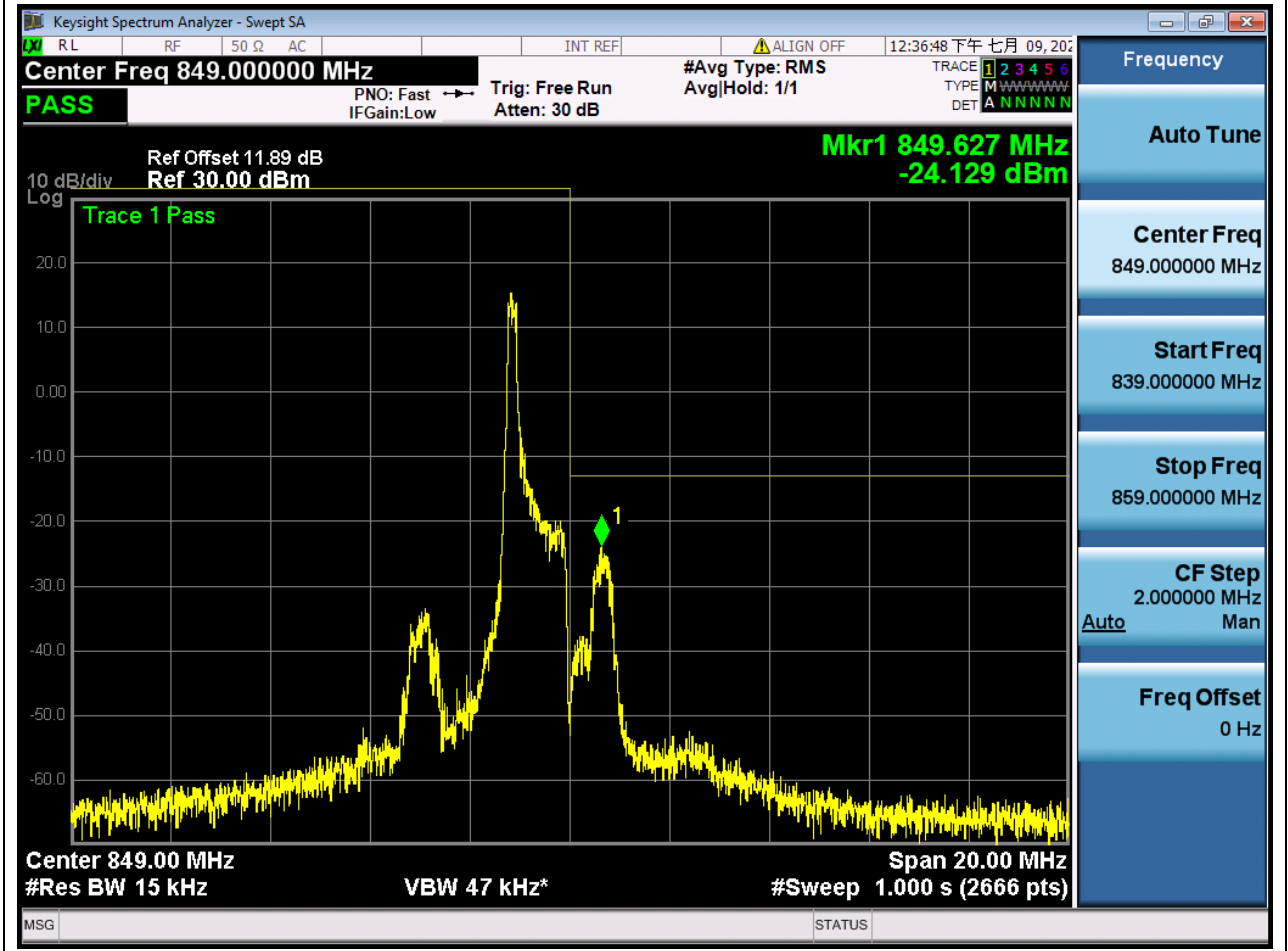
1.14. LTE Band Edge(NTNV)(Subtest:14, Channel:20407, Bandwidth:1.4, Modulation:Q16, RB Number: 6, RB Position:LOW)

| Center Frequency (MHz) | Span (MHz) | RBW (MHz) | Detector | Frequency (MHz) | Power (dBm) | Verdict | Sweep Point |
|------------------------|------------|-----------|----------|-----------------|-------------|---------|-------------|
| 824 | 20 | 0.015 | RMS | 823.869 | -30.01 | Pass | 2666 |



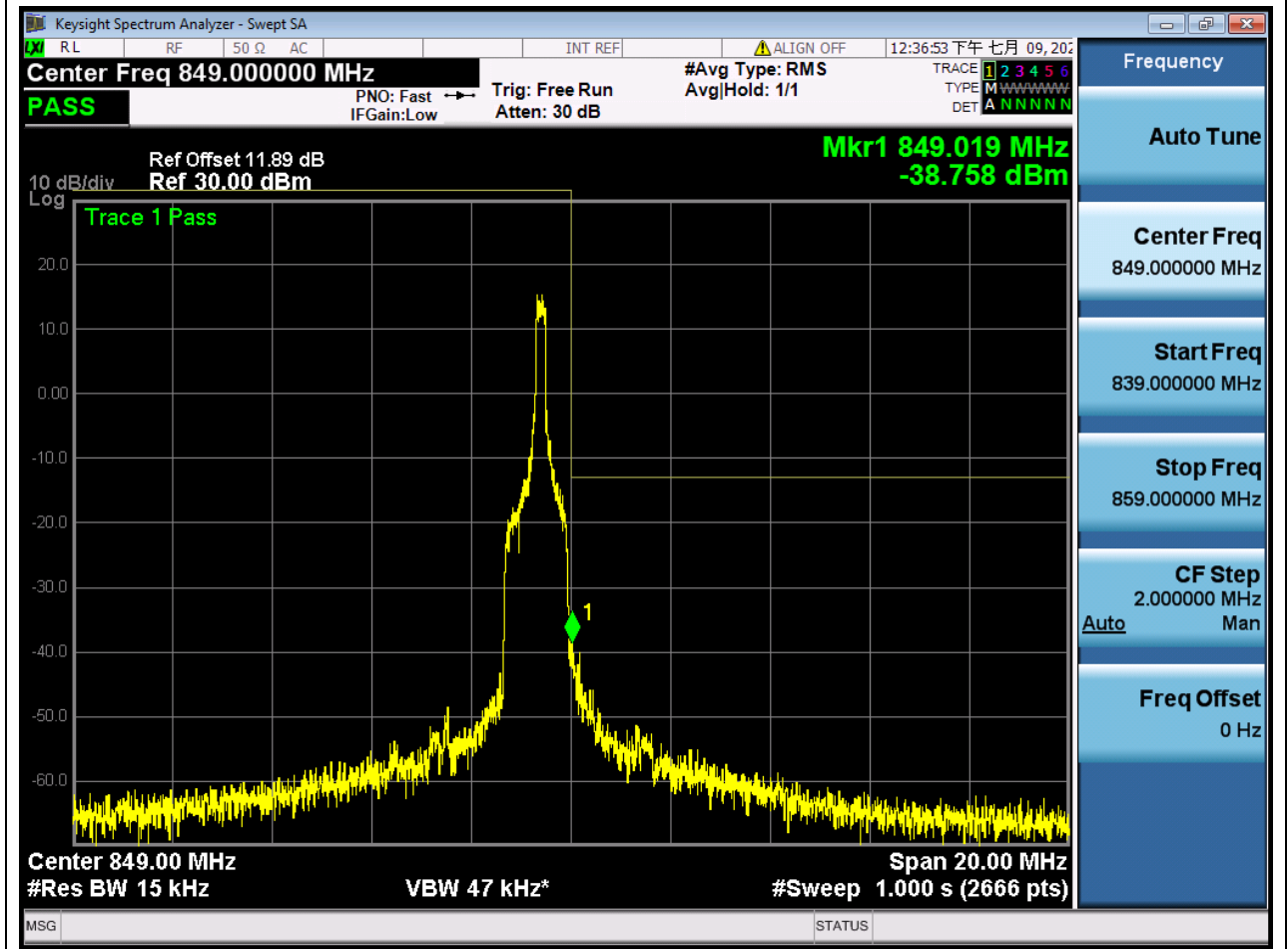
1.15. LTE Band Edge(NTNV)(Subtest:15, Channel:20643, Bandwidth:1.4, Modulation:QPSK, RB Number: 1, RB Position:LOW)

| Center Frequency (MHz) | Span (MHz) | RBW (MHz) | Detector | Frequency (MHz) | Power (dBm) | Verdict | Sweep Point |
|------------------------|------------|-----------|----------|-----------------|-------------|---------|-------------|
| 849 | 20 | 0.015 | RMS | 849.627 | -24.13 | Pass | 2666 |



1.16. LTE Band Edge(NTNV)(Subtest:16, Channel:20643, Bandwidth:1.4, Modulation:QPSK, RB Number: 1, RB Position:MID)

| Center Frequency (MHz) | Span (MHz) | RBW (MHz) | Detector | Frequency (MHz) | Power (dBm) | Verdict | Sweep Point |
|------------------------|------------|-----------|----------|-----------------|-------------|---------|-------------|
| 849 | 20 | 0.015 | RMS | 849.019 | -38.76 | Pass | 2666 |



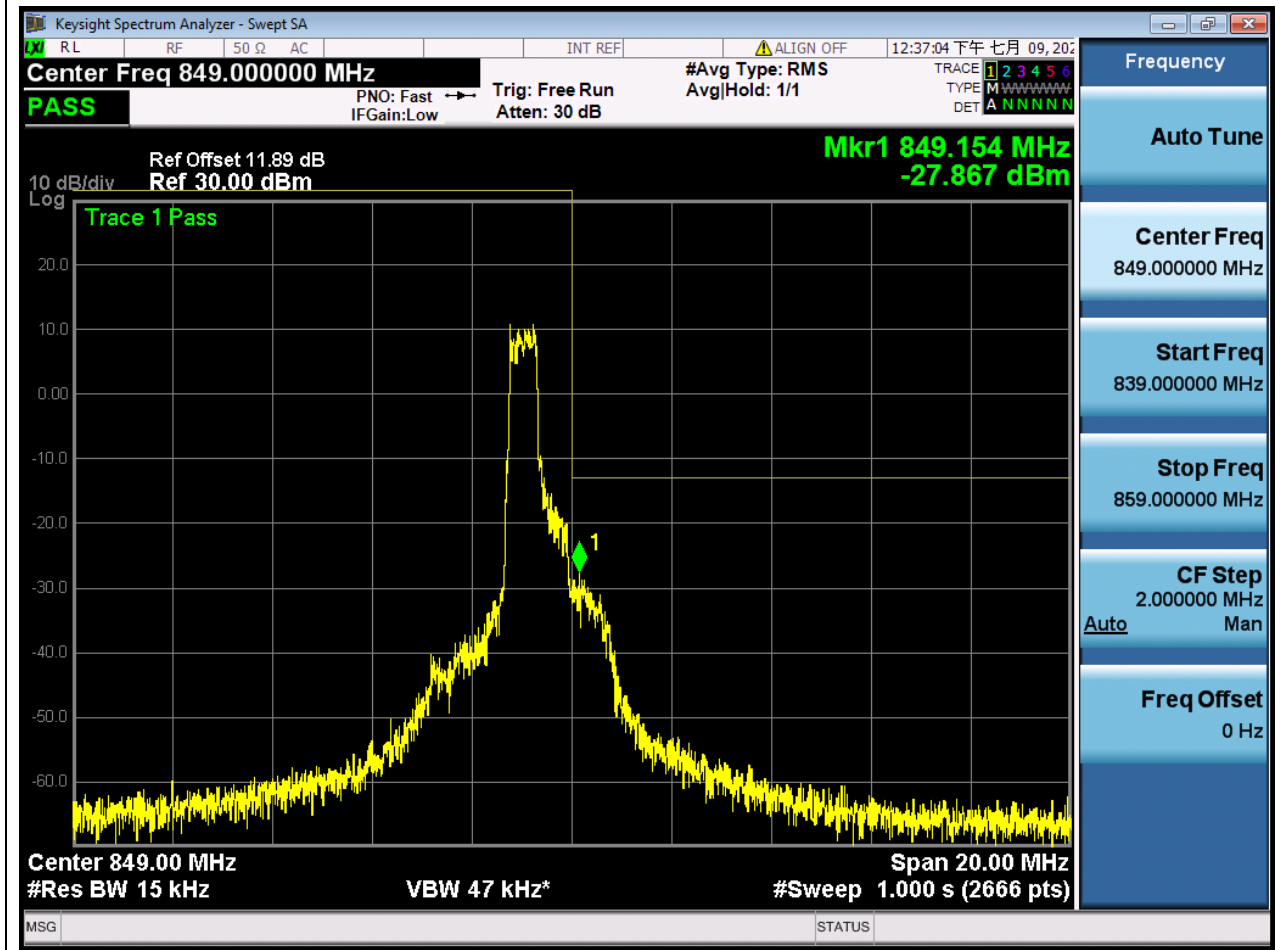
1.17. LTE Band Edge(NTNV)(Subtest:17, Channel:20643, Bandwidth:1.4, Modulation:QPSK, RB Number: 1, RB Position:HIGH)

| Center Frequency (MHz) | Span (MHz) | RBW (MHz) | Detector | Frequency (MHz) | Power (dBm) | Verdict | Sweep Point |
|------------------------|------------|-----------|----------|-----------------|-------------|---------|-------------|
| 849 | 20 | 0.015 | RMS | 849.004 | -27.74 | Pass | 2666 |



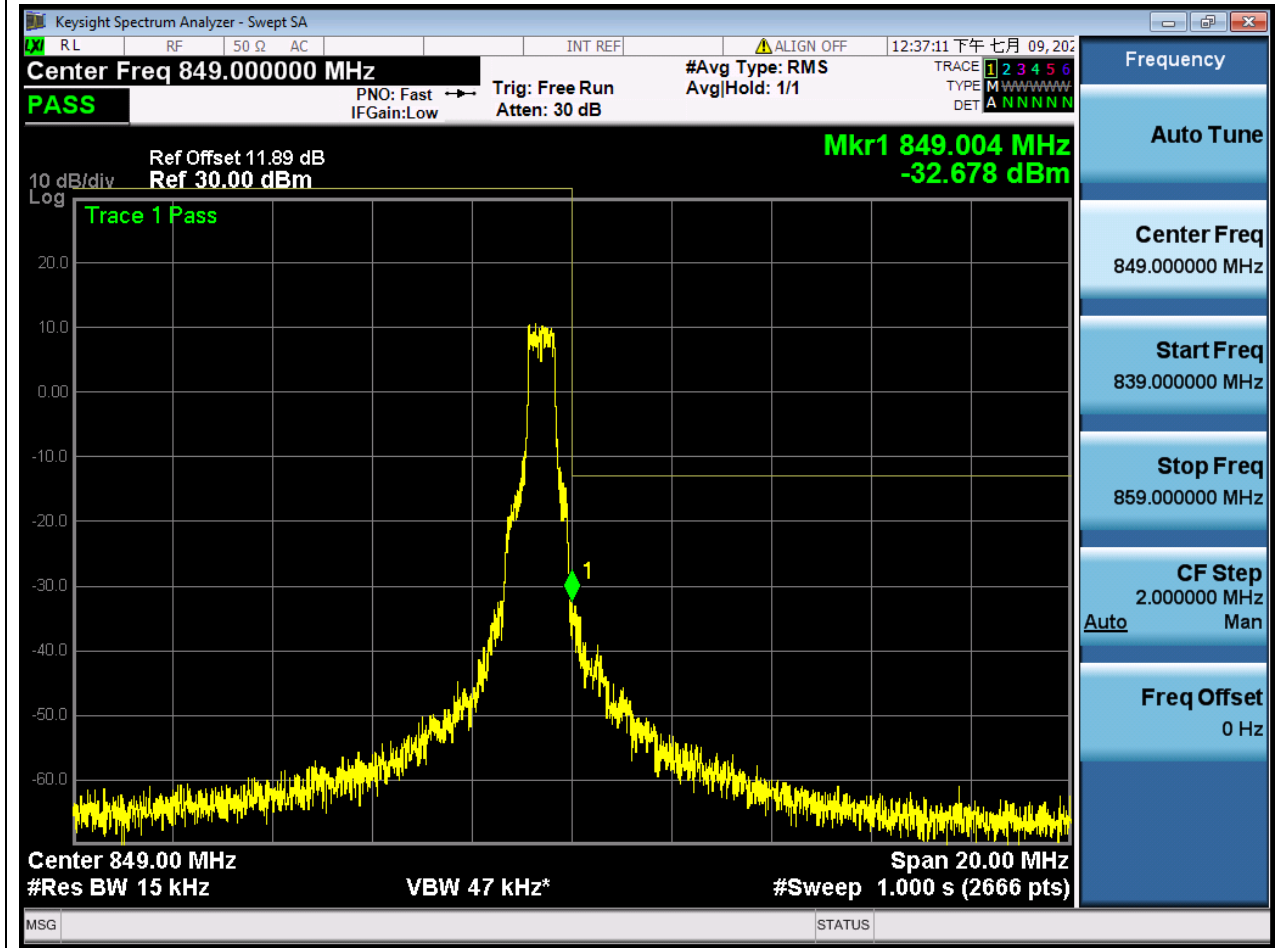
1.18. LTE Band Edge(NTNV)(Subtest:18, Channel:20643, Bandwidth:1.4, Modulation:QPSK, RB Number: 3, RB Position:LOW)

| Center Frequency (MHz) | Span (MHz) | RBW (MHz) | Detector | Frequency (MHz) | Power (dBm) | Verdict | Sweep Point |
|------------------------|------------|-----------|----------|-----------------|-------------|---------|-------------|
| 849 | 20 | 0.015 | RMS | 849.154 | -27.87 | Pass | 2666 |



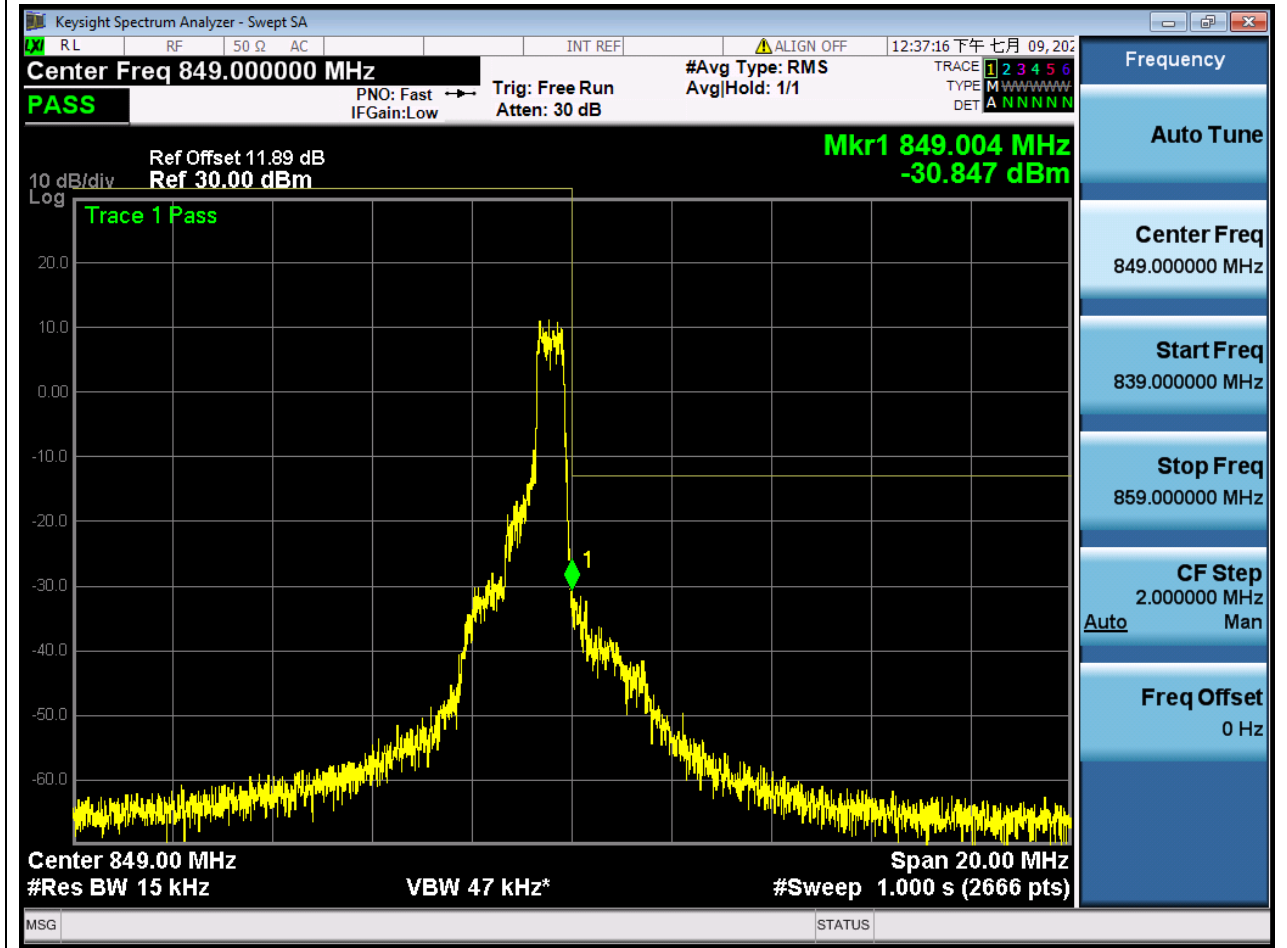
1.19. LTE Band Edge(NTNV)(Subtest:19, Channel:20643, Bandwidth:1.4, Modulation:QPSK, RB Number: 3, RB Position:MID)

| Center Frequency (MHz) | Span (MHz) | RBW (MHz) | Detector | Frequency (MHz) | Power (dBm) | Verdict | Sweep Point |
|------------------------|------------|-----------|----------|-----------------|-------------|---------|-------------|
| 849 | 20 | 0.015 | RMS | 849.004 | -32.68 | Pass | 2666 |



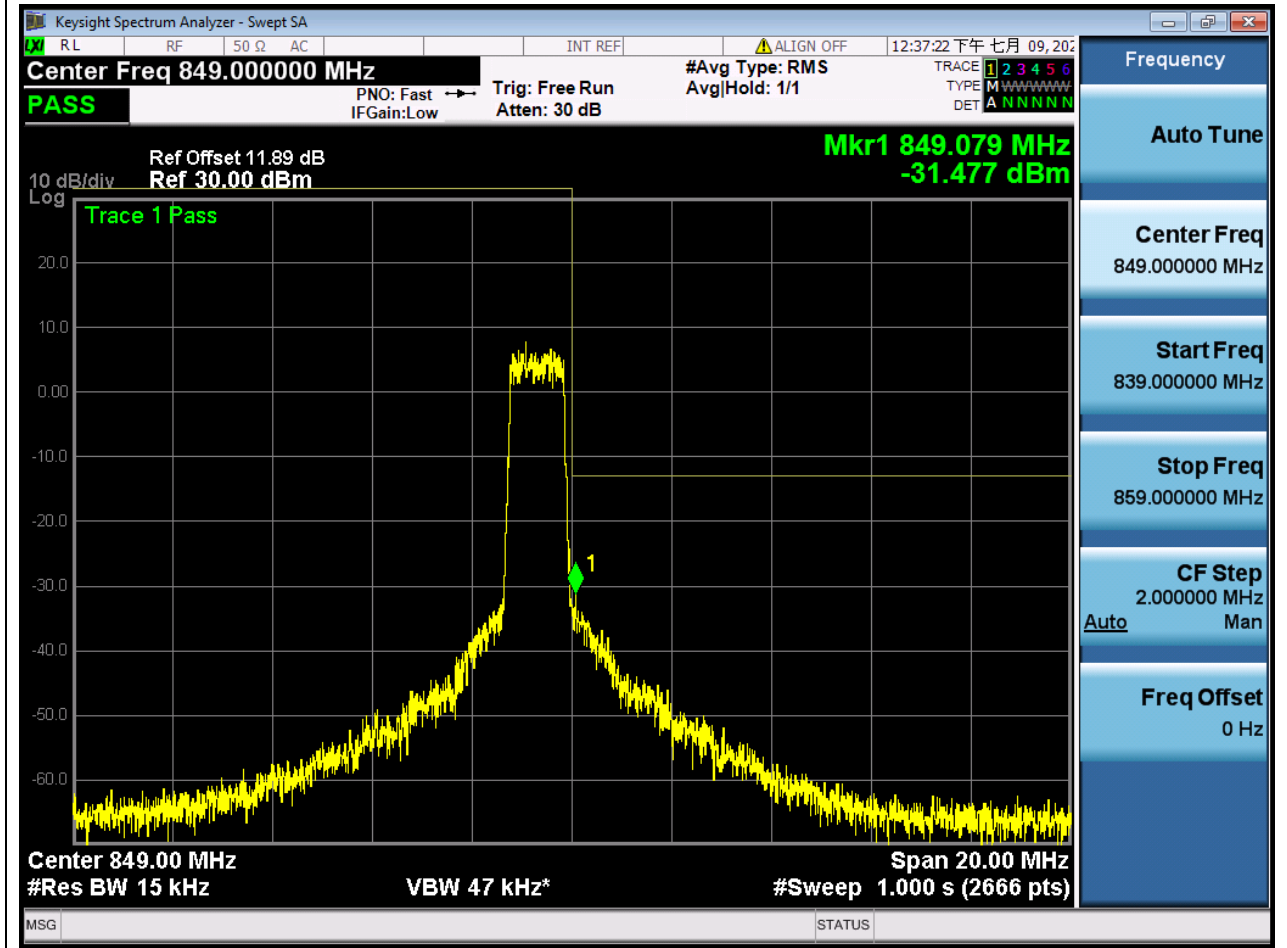
1.20. LTE Band Edge(NTNV)(Subtest:20, Channel:20643, Bandwidth:1.4, Modulation:QPSK, RB Number: 3, RB Position:HIGH)

| Center Frequency (MHz) | Span (MHz) | RBW (MHz) | Detector | Frequency (MHz) | Power (dBm) | Verdict | Sweep Point |
|------------------------|------------|-----------|----------|-----------------|-------------|---------|-------------|
| 849 | 20 | 0.015 | RMS | 849.004 | -30.85 | Pass | 2666 |



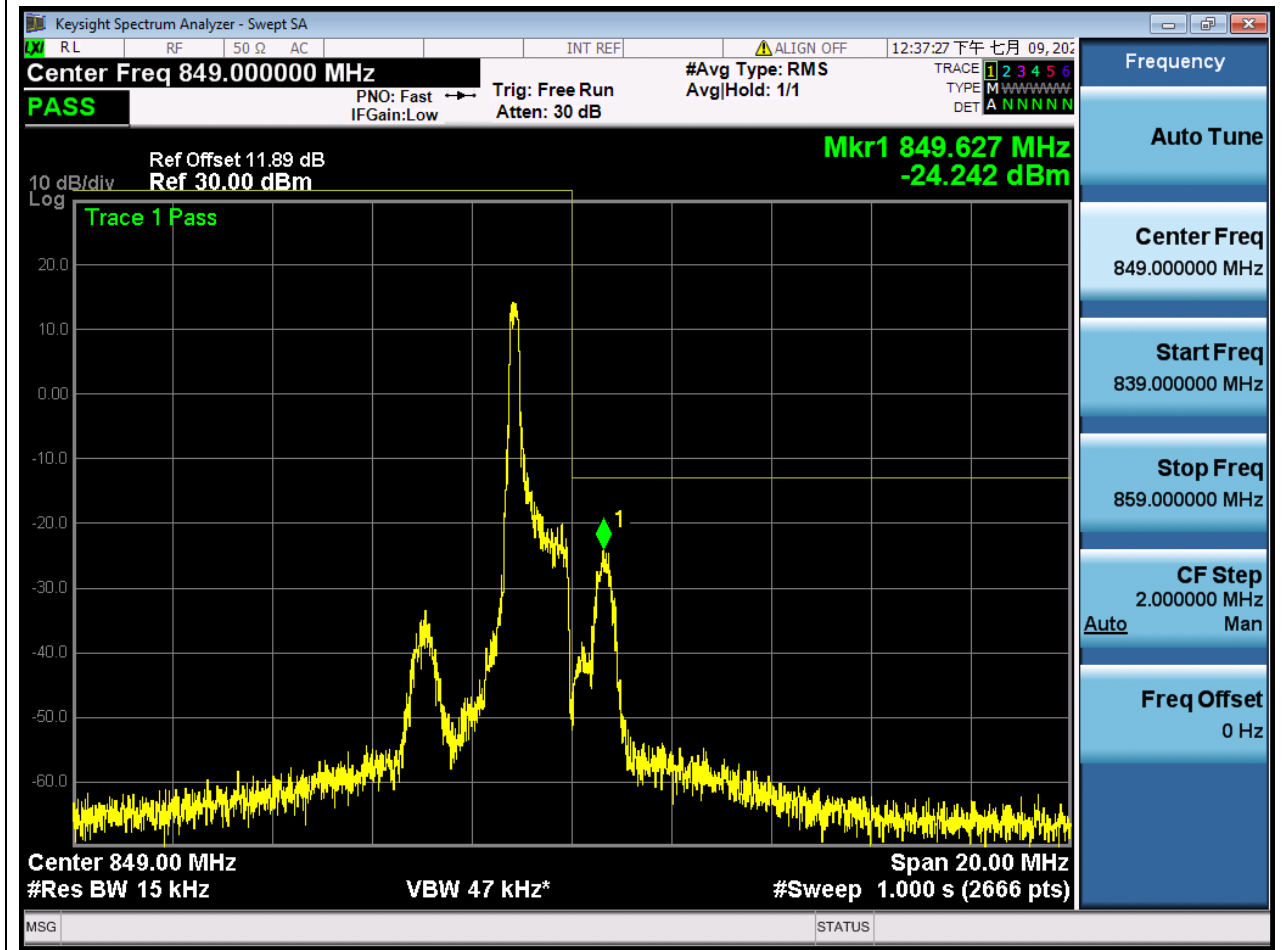
1.21. LTE Band Edge(NTNV)(Subtest:21, Channel:20643, Bandwidth:1.4, Modulation:QPSK, RB Number: 6, RB Position:LOW)

| Center Frequency (MHz) | Span (MHz) | RBW (MHz) | Detector | Frequency (MHz) | Power (dBm) | Verdict | Sweep Point |
|------------------------|------------|-----------|----------|-----------------|-------------|---------|-------------|
| 849 | 20 | 0.015 | RMS | 849.079 | -31.48 | Pass | 2666 |



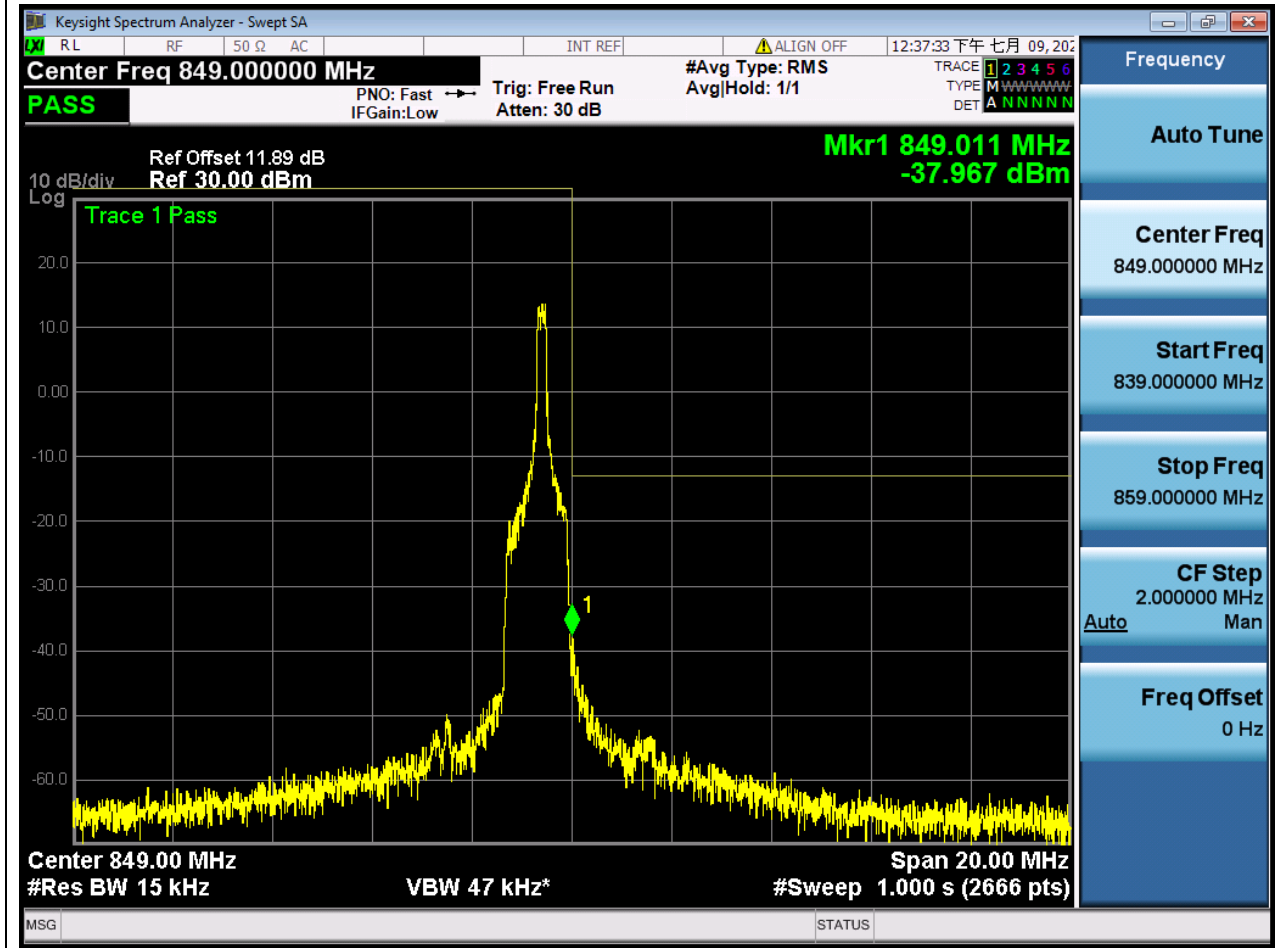
1.22. LTE Band Edge(NTNV)(Subtest:22, Channel:20643, Bandwidth:1.4, Modulation:Q16, RB Number: 1, RB Position:LOW)

| Center Frequency (MHz) | Span (MHz) | RBW (MHz) | Detector | Frequency (MHz) | Power (dBm) | Verdict | Sweep Point |
|------------------------|------------|-----------|----------|-----------------|-------------|---------|-------------|
| 849 | 20 | 0.015 | RMS | 849.627 | -24.24 | Pass | 2666 |



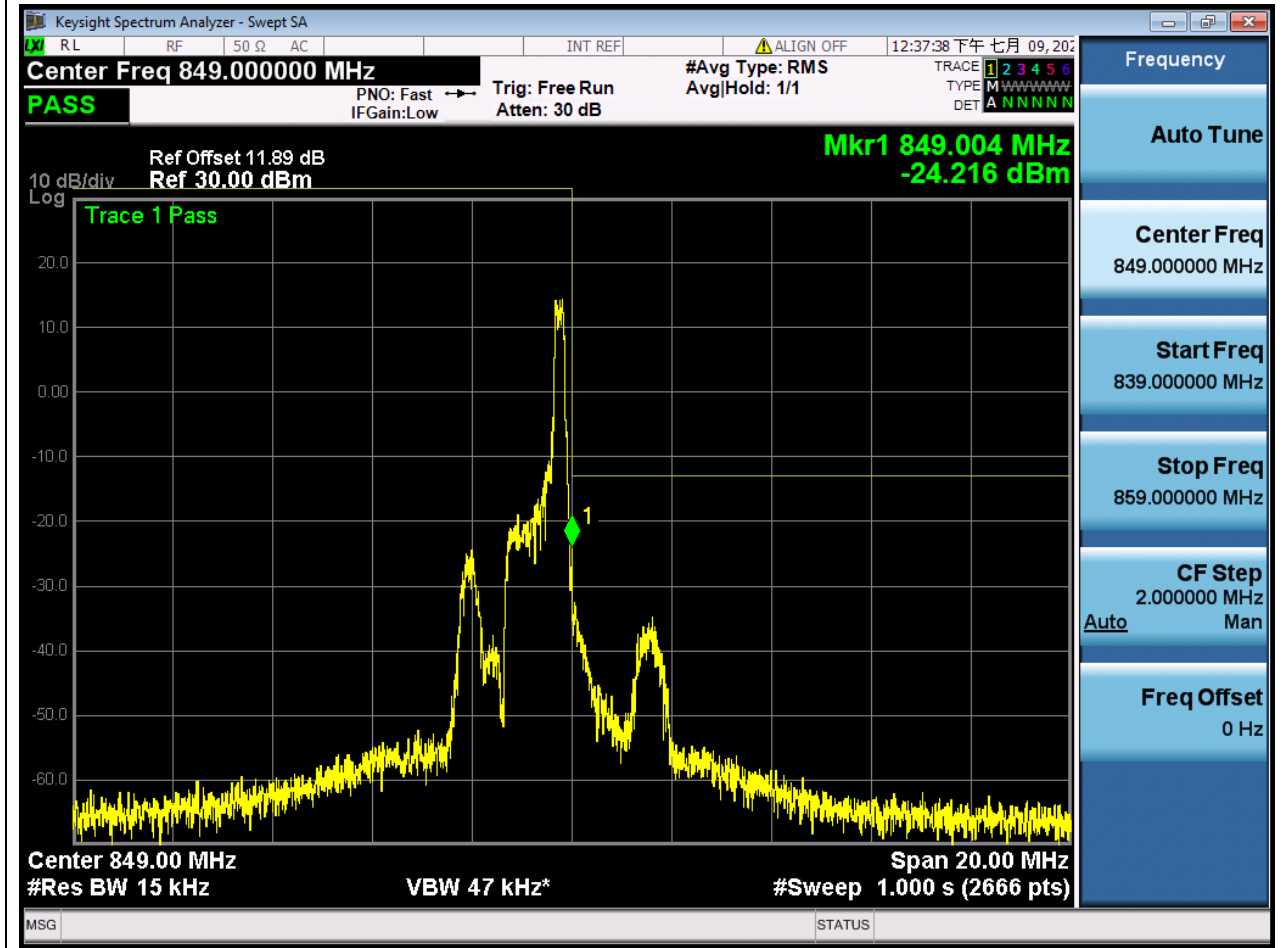
1.23. LTE Band Edge(NTNV)(Subtest:23, Channel:20643, Bandwidth:1.4, Modulation:Q16, RB Number: 1, RB Position:MID)

| Center Frequency (MHz) | Span (MHz) | RBW (MHz) | Detector | Frequency (MHz) | Power (dBm) | Verdict | Sweep Point |
|------------------------|------------|-----------|----------|-----------------|-------------|---------|-------------|
| 849 | 20 | 0.015 | RMS | 849.011 | -37.97 | Pass | 2666 |



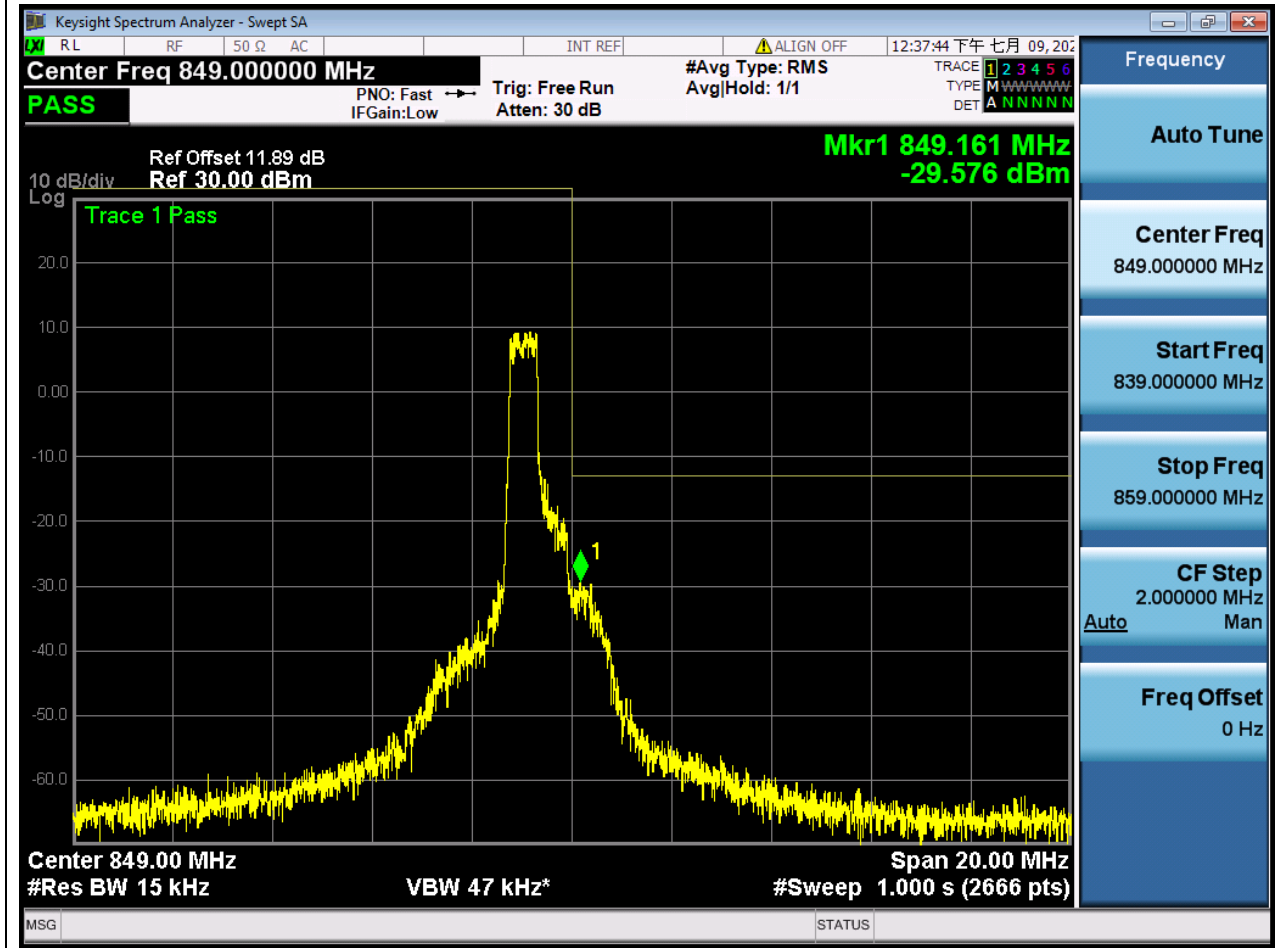
1.24. LTE Band Edge(NTNV)(Subtest:24, Channel:20643, Bandwidth:1.4, Modulation:Q16, RB Number: 1, RB Position:HIGH)

| Center Frequency (MHz) | Span (MHz) | RBW (MHz) | Detector | Frequency (MHz) | Power (dBm) | Verdict | Sweep Point |
|------------------------|------------|-----------|----------|-----------------|-------------|---------|-------------|
| 849 | 20 | 0.015 | RMS | 849.004 | -24.22 | Pass | 2666 |



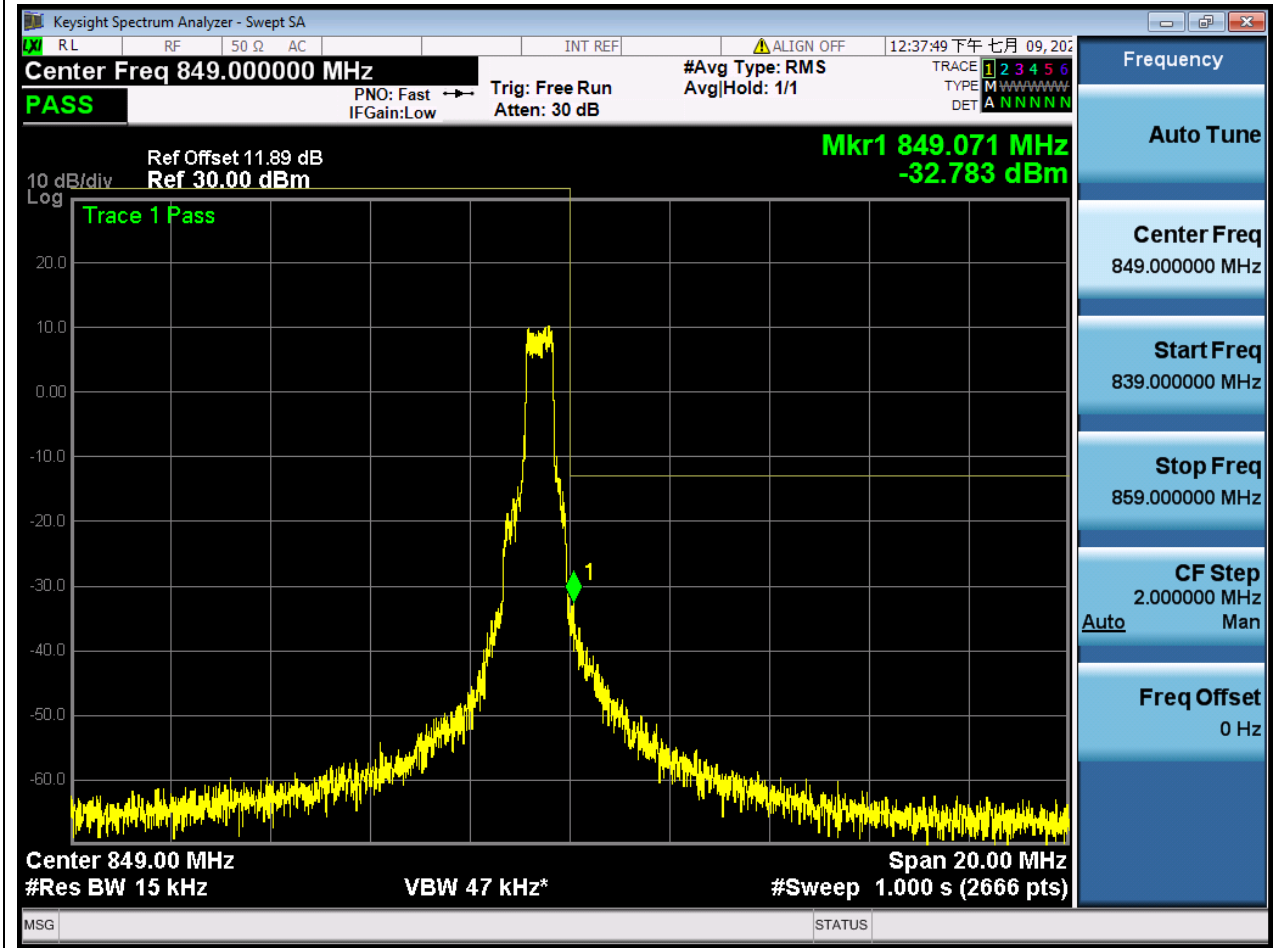
1.25. LTE Band Edge(NTNV)(Subtest:25, Channel:20643, Bandwidth:1.4, Modulation:Q16, RB Number: 3, RB Position:LOW)

| Center Frequency (MHz) | Span (MHz) | RBW (MHz) | Detector | Frequency (MHz) | Power (dBm) | Verdict | Sweep Point |
|------------------------|------------|-----------|----------|-----------------|-------------|---------|-------------|
| 849 | 20 | 0.015 | RMS | 849.161 | -29.58 | Pass | 2666 |



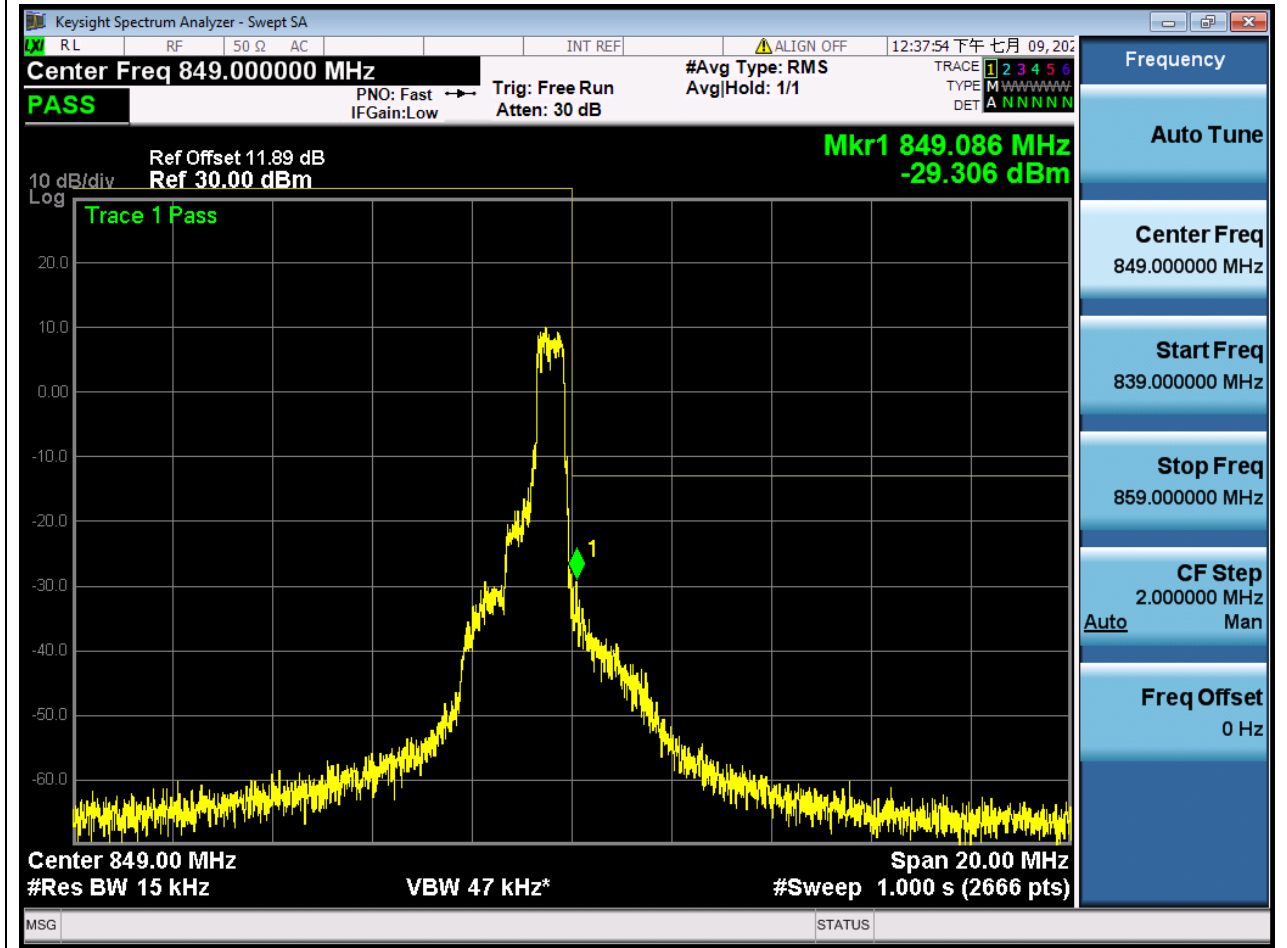
1.26. LTE Band Edge(NTNV)(Subtest:26, Channel:20643, Bandwidth:1.4, Modulation:Q16, RB Number: 3, RB Position:MID)

| Center Frequency (MHz) | Span (MHz) | RBW (MHz) | Detector | Frequency (MHz) | Power (dBm) | Verdict | Sweep Point |
|------------------------|------------|-----------|----------|-----------------|-------------|---------|-------------|
| 849 | 20 | 0.015 | RMS | 849.071 | -32.78 | Pass | 2666 |



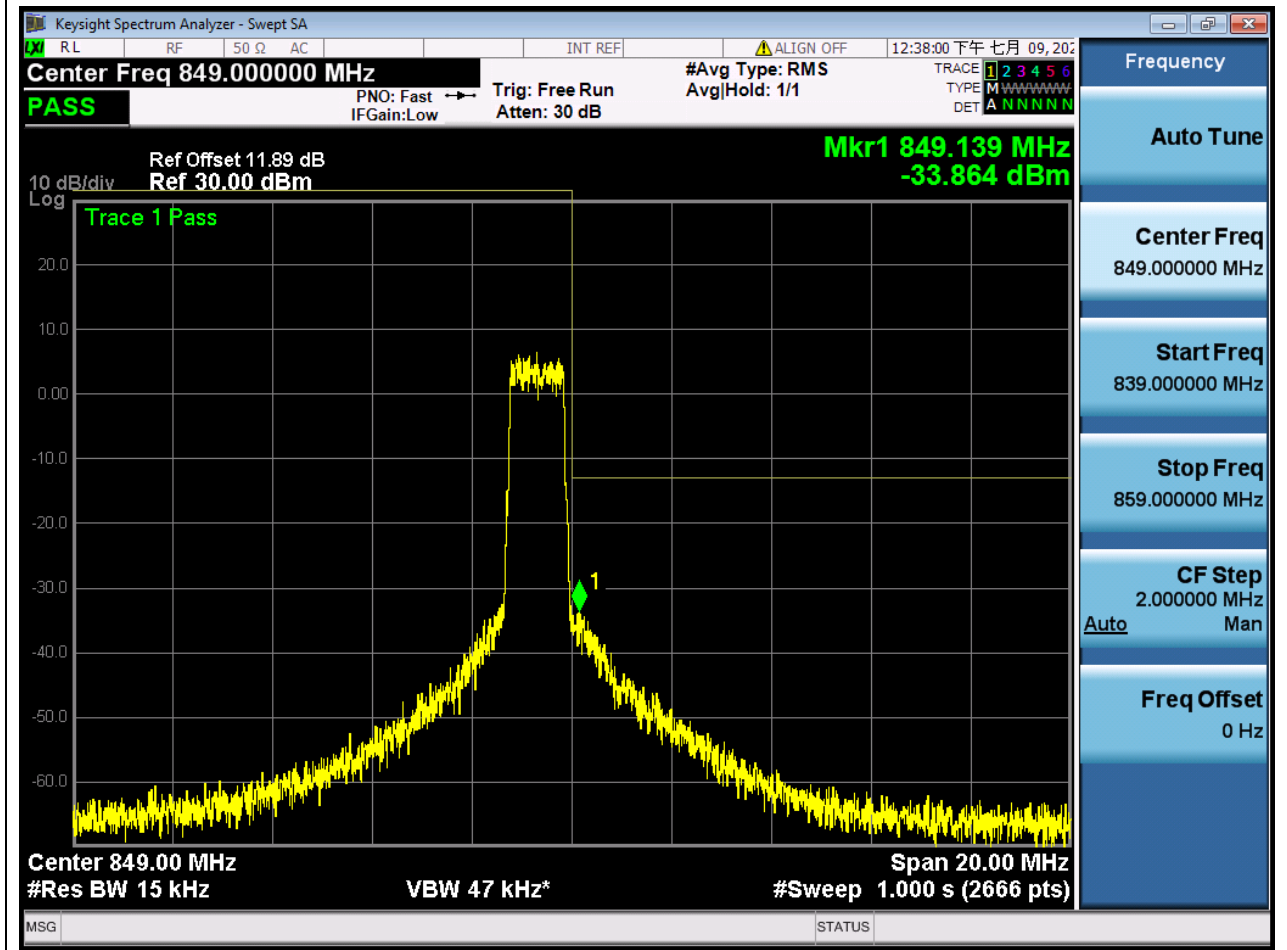
1.27. LTE Band Edge(NTNV)(Subtest:27, Channel:20643, Bandwidth:1.4, Modulation:Q16, RB Number: 3, RB Position:HIGH)

| Center Frequency (MHz) | Span (MHz) | RBW (MHz) | Detector | Frequency (MHz) | Power (dBm) | Verdict | Sweep Point |
|------------------------|------------|-----------|----------|-----------------|-------------|---------|-------------|
| 849 | 20 | 0.015 | RMS | 849.086 | -29.31 | Pass | 2666 |



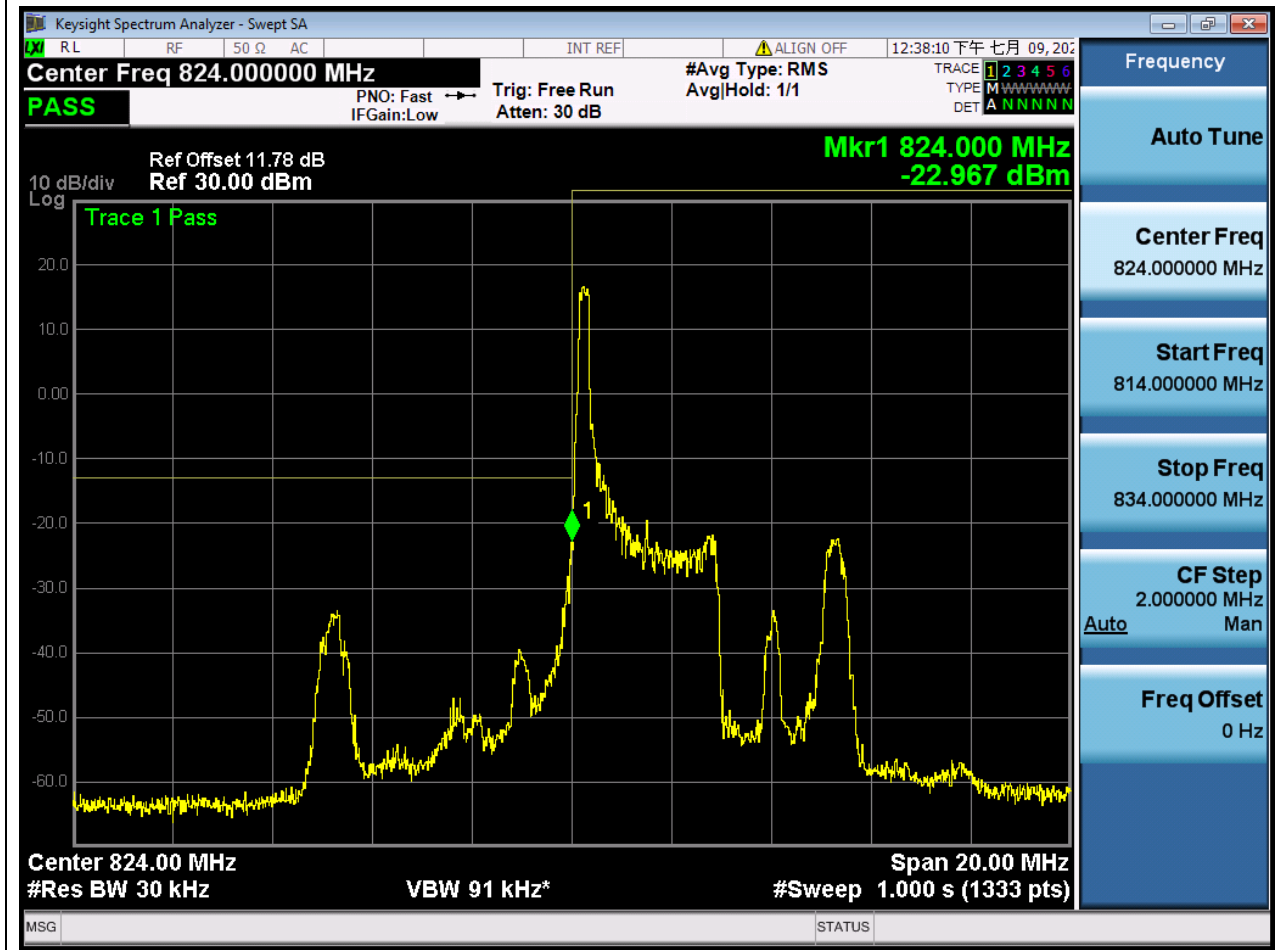
1.28. LTE Band Edge(NTNV)(Subtest:28, Channel:20643, Bandwidth:1.4, Modulation:Q16, RB Number: 6, RB Position:LOW)

| Center Frequency (MHz) | Span (MHz) | RBW (MHz) | Detector | Frequency (MHz) | Power (dBm) | Verdict | Sweep Point |
|------------------------|------------|-----------|----------|-----------------|-------------|---------|-------------|
| 849 | 20 | 0.015 | RMS | 849.139 | -33.86 | Pass | 2666 |



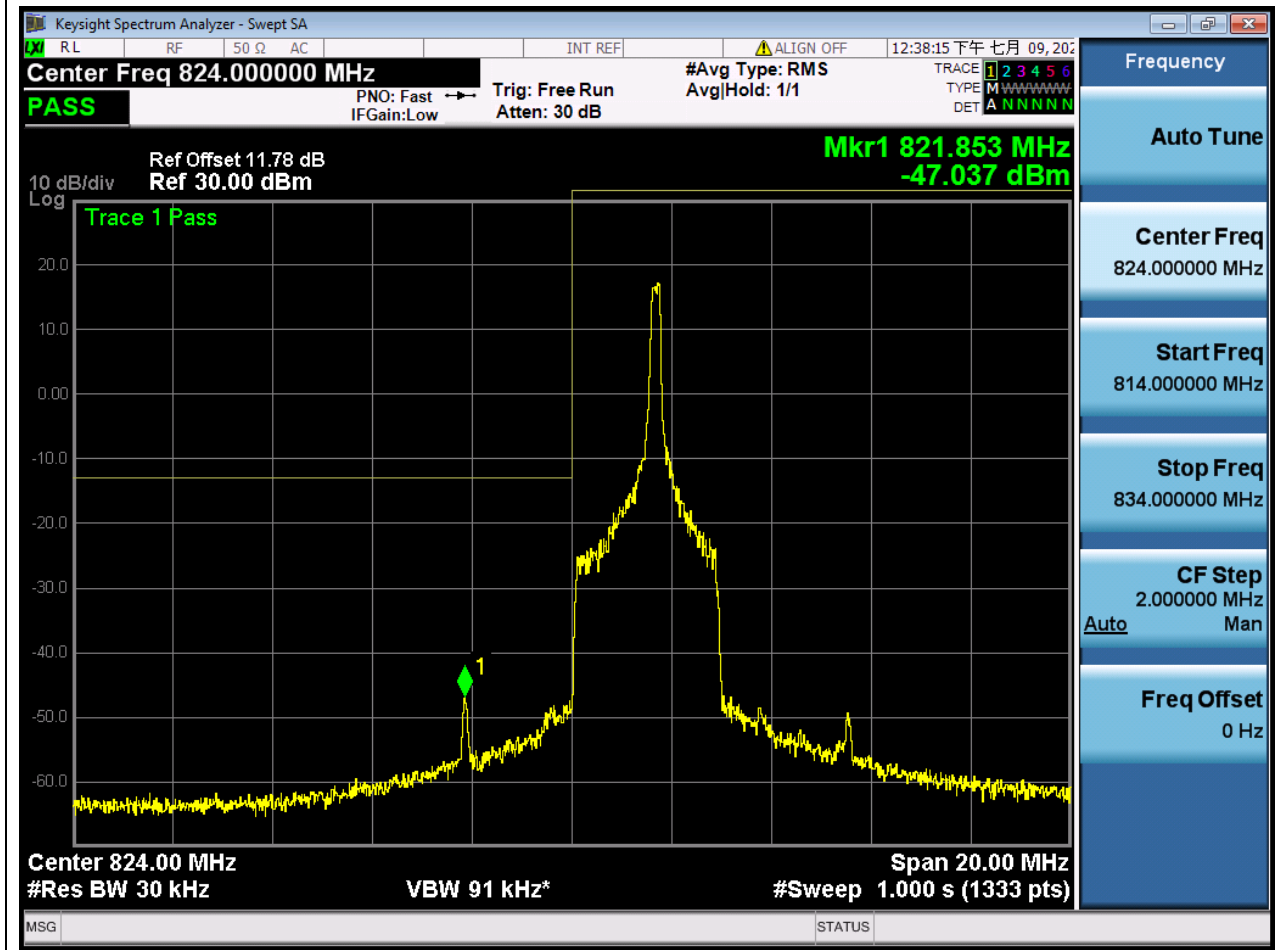
1.29. LTE Band Edge(NTNV)(Subtest:29, Channel:20415, Bandwidth:3, Modulation:QPSK, RB Number: 1, RB Position:LOW)

| Center Frequency (MHz) | Span (MHz) | RBW (MHz) | Detector | Frequency (MHz) | Power (dBm) | Verdict | Sweep Point |
|------------------------|------------|-----------|----------|-----------------|-------------|---------|-------------|
| 824 | 20 | 0.03 | RMS | 824 | -22.97 | Pass | 1333 |



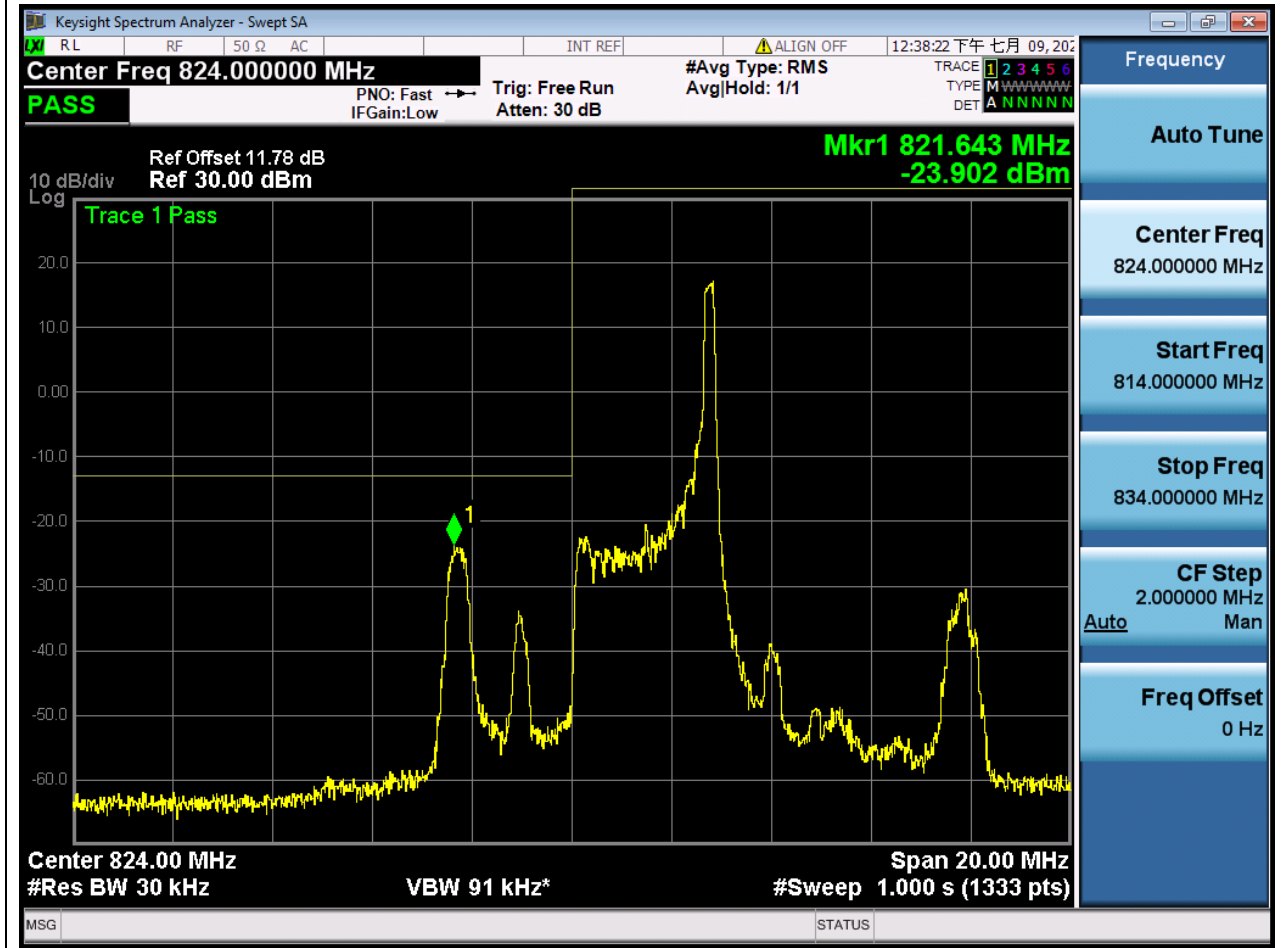
1.30. LTE Band Edge(NTNV)(Subtest:30, Channel:20415, Bandwidth:3, Modulation:QPSK, RB Number: 1, RB Position:MID)

| Center Frequency (MHz) | Span (MHz) | RBW (MHz) | Detector | Frequency (MHz) | Power (dBm) | Verdict | Sweep Point |
|------------------------|------------|-----------|----------|-----------------|-------------|---------|-------------|
| 824 | 20 | 0.03 | RMS | 821.853 | -47.04 | Pass | 1333 |



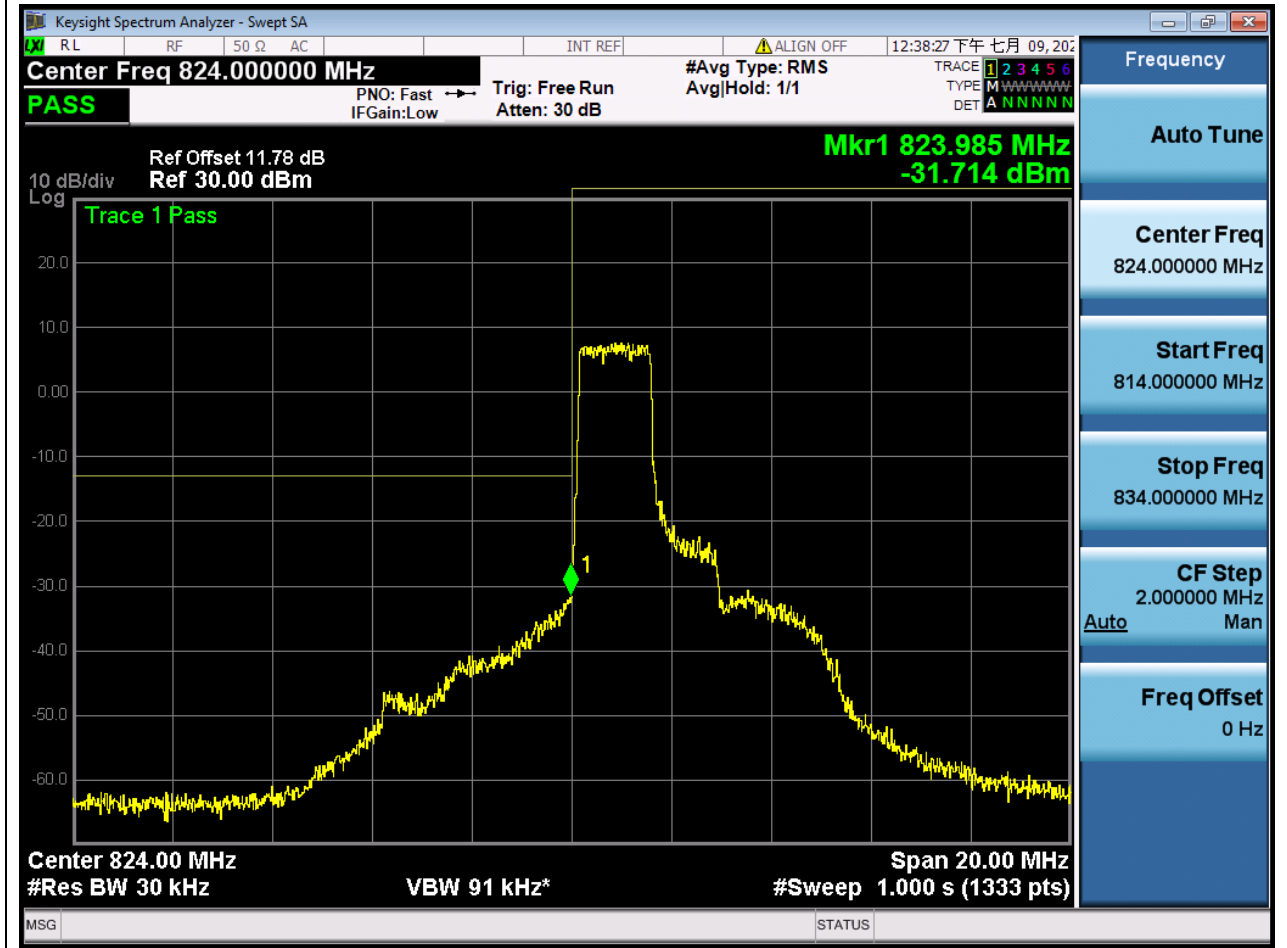
1.31. LTE Band Edge(NTNV)(Subtest:31, Channel:20415, Bandwidth:3, Modulation:QPSK, RB Number: 1, RB Position:HIGH)

| Center Frequency (MHz) | Span (MHz) | RBW (MHz) | Detector | Frequency (MHz) | Power (dBm) | Verdict | Sweep Point |
|------------------------|------------|-----------|----------|-----------------|-------------|---------|-------------|
| 824 | 20 | 0.03 | RMS | 821.643 | -23.9 | Pass | 1333 |



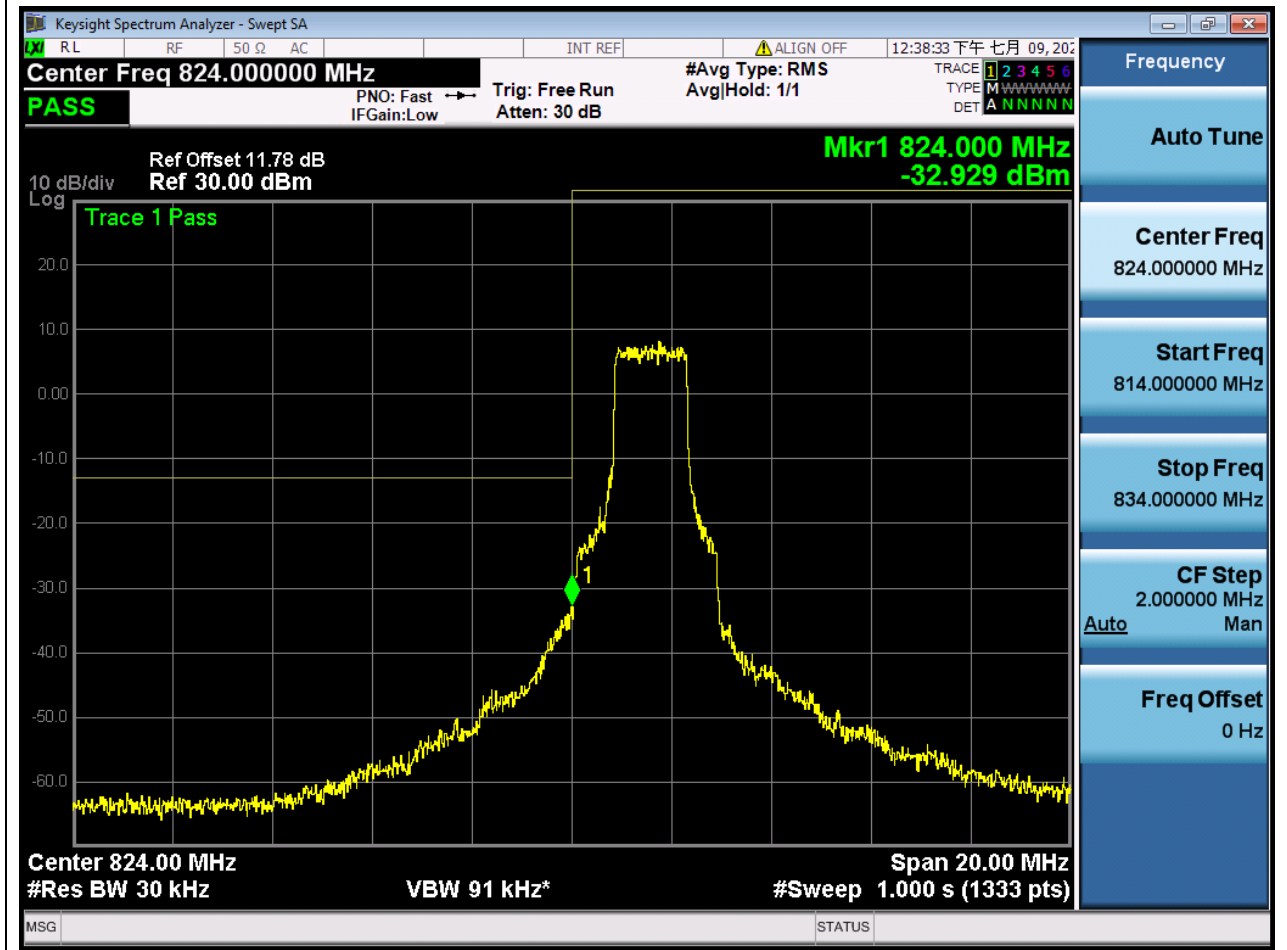
1.32. LTE Band Edge(NTNV)(Subtest:32, Channel:20415, Bandwidth:3, Modulation:QPSK, RB Number: 8, RB Position:LOW)

| Center Frequency (MHz) | Span (MHz) | RBW (MHz) | Detector | Frequency (MHz) | Power (dBm) | Verdict | Sweep Point |
|------------------------|------------|-----------|----------|-----------------|-------------|---------|-------------|
| 824 | 20 | 0.03 | RMS | 823.985 | -31.71 | Pass | 1333 |



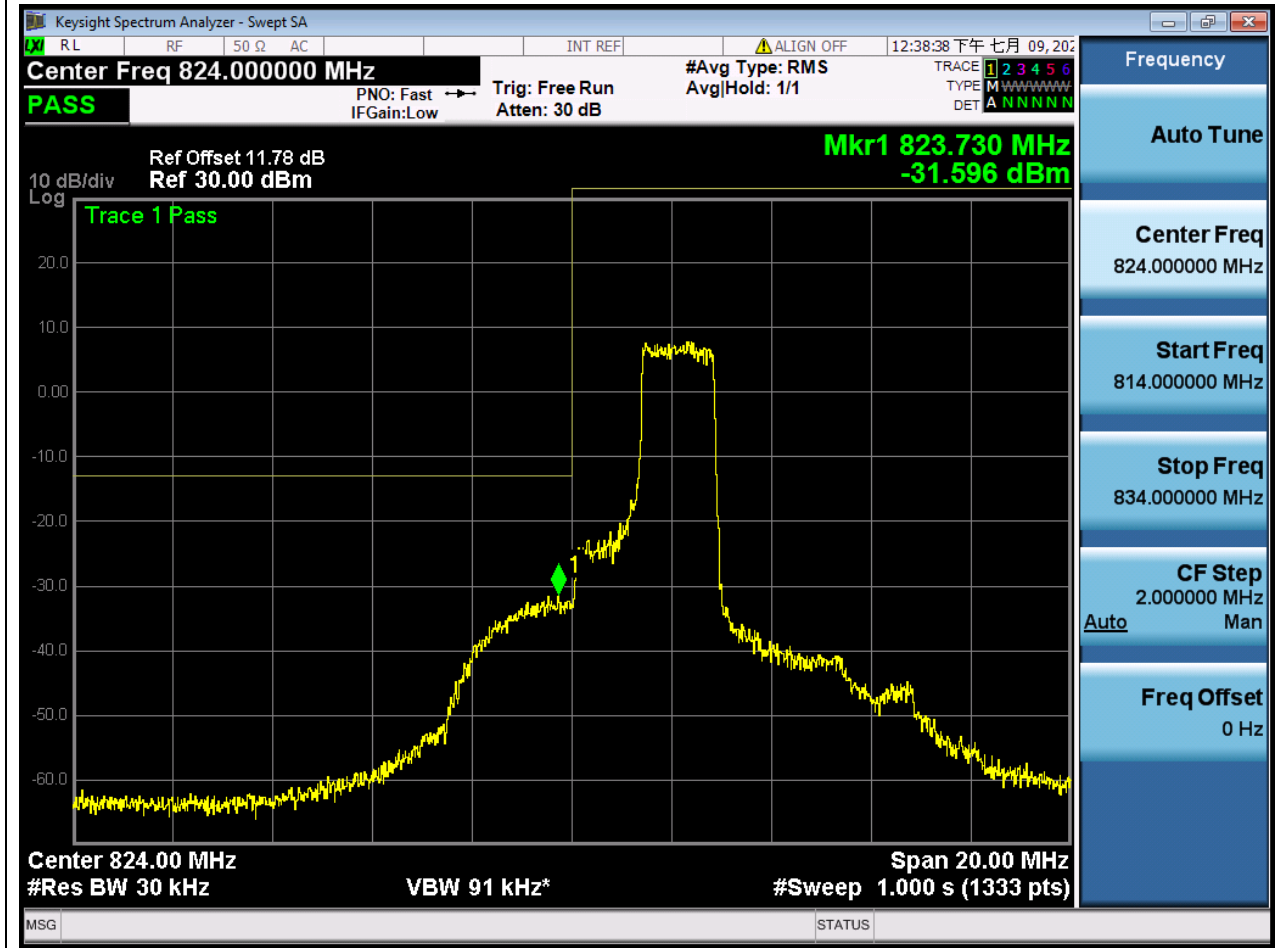
1.33. LTE Band Edge(NTNV)(Subtest:33, Channel:20415, Bandwidth:3, Modulation:QPSK, RB Number: 8, RB Position:MID)

| Center Frequency (MHz) | Span (MHz) | RBW (MHz) | Detector | Frequency (MHz) | Power (dBm) | Verdict | Sweep Point |
|------------------------|------------|-----------|----------|-----------------|-------------|---------|-------------|
| 824 | 20 | 0.03 | RMS | 824 | -32.93 | Pass | 1333 |



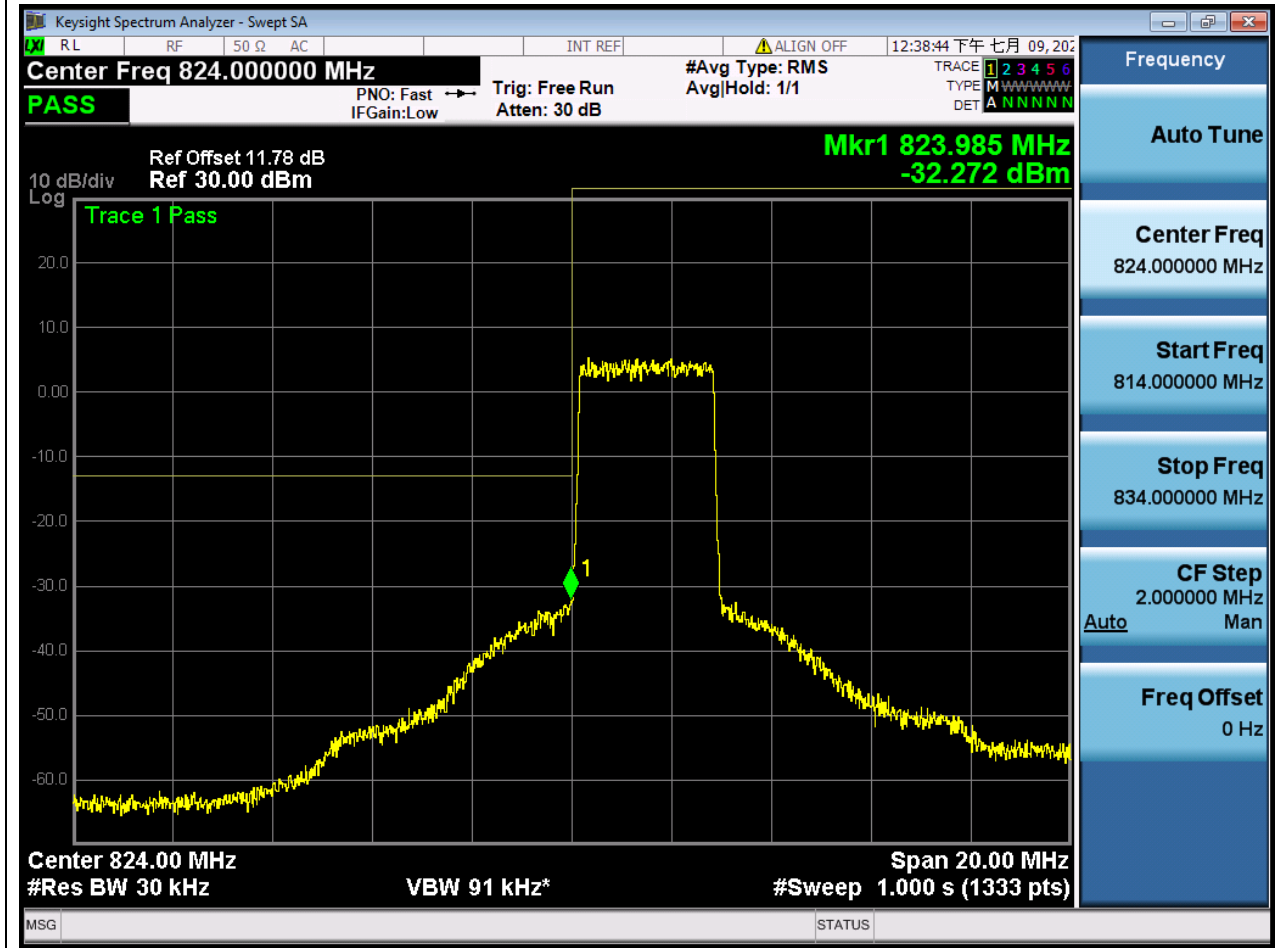
1.34. LTE Band Edge(NTNV)(Subtest:34, Channel:20415, Bandwidth:3, Modulation:QPSK, RB Number: 8, RB Position:HIGH)

| Center Frequency (MHz) | Span (MHz) | RBW (MHz) | Detector | Frequency (MHz) | Power (dBm) | Verdict | Sweep Point |
|------------------------|------------|-----------|----------|-----------------|-------------|---------|-------------|
| 824 | 20 | 0.03 | RMS | 823.73 | -31.6 | Pass | 1333 |



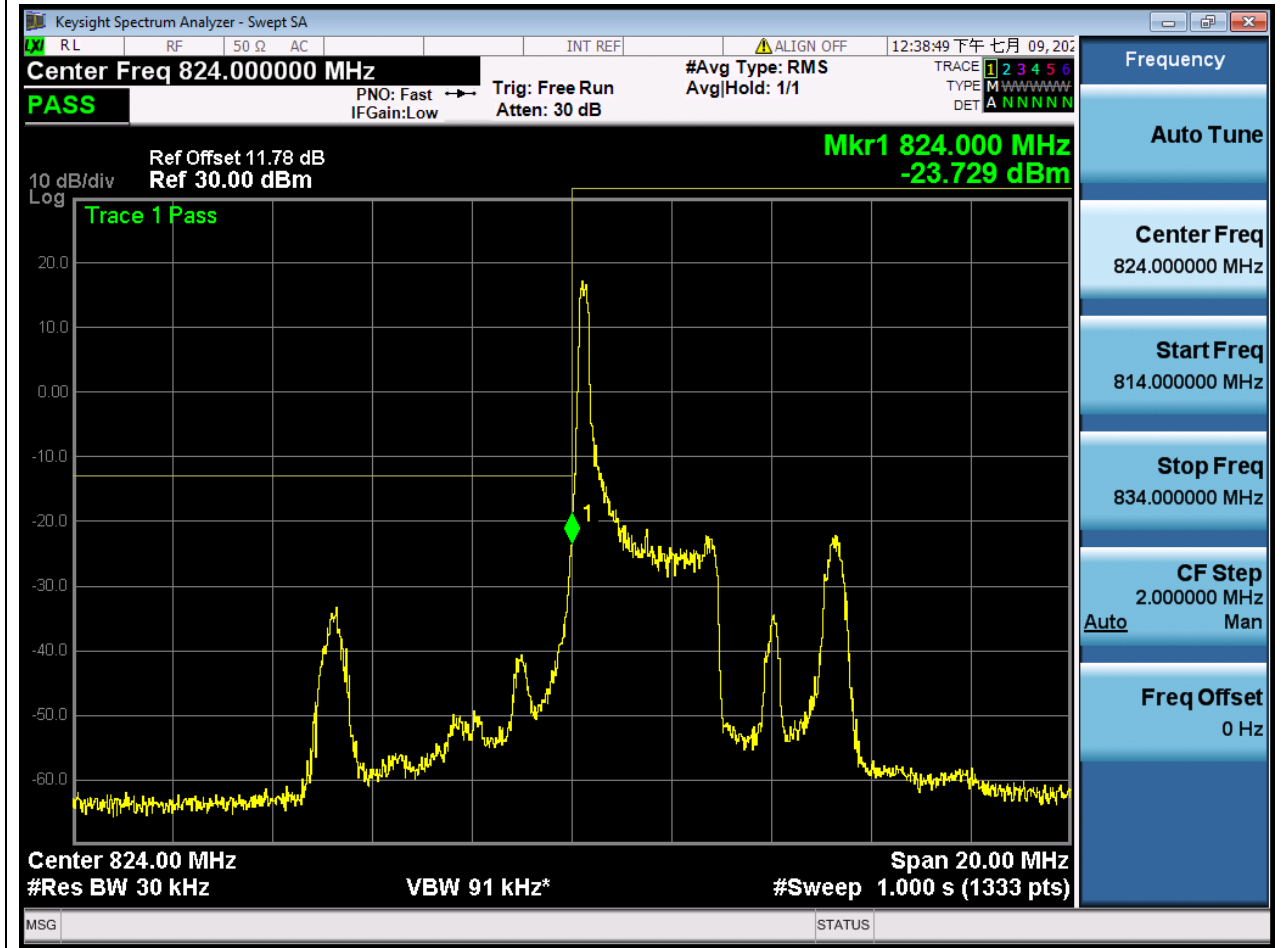
1.35. LTE Band Edge(NTNV)(Subtest:35, Channel:20415, Bandwidth:3, Modulation:QPSK, RB Number: 15, RB Position:LOW)

| Center Frequency (MHz) | Span (MHz) | RBW (MHz) | Detector | Frequency (MHz) | Power (dBm) | Verdict | Sweep Point |
|------------------------|------------|-----------|----------|-----------------|-------------|---------|-------------|
| 824 | 20 | 0.03 | RMS | 823.985 | -32.27 | Pass | 1333 |



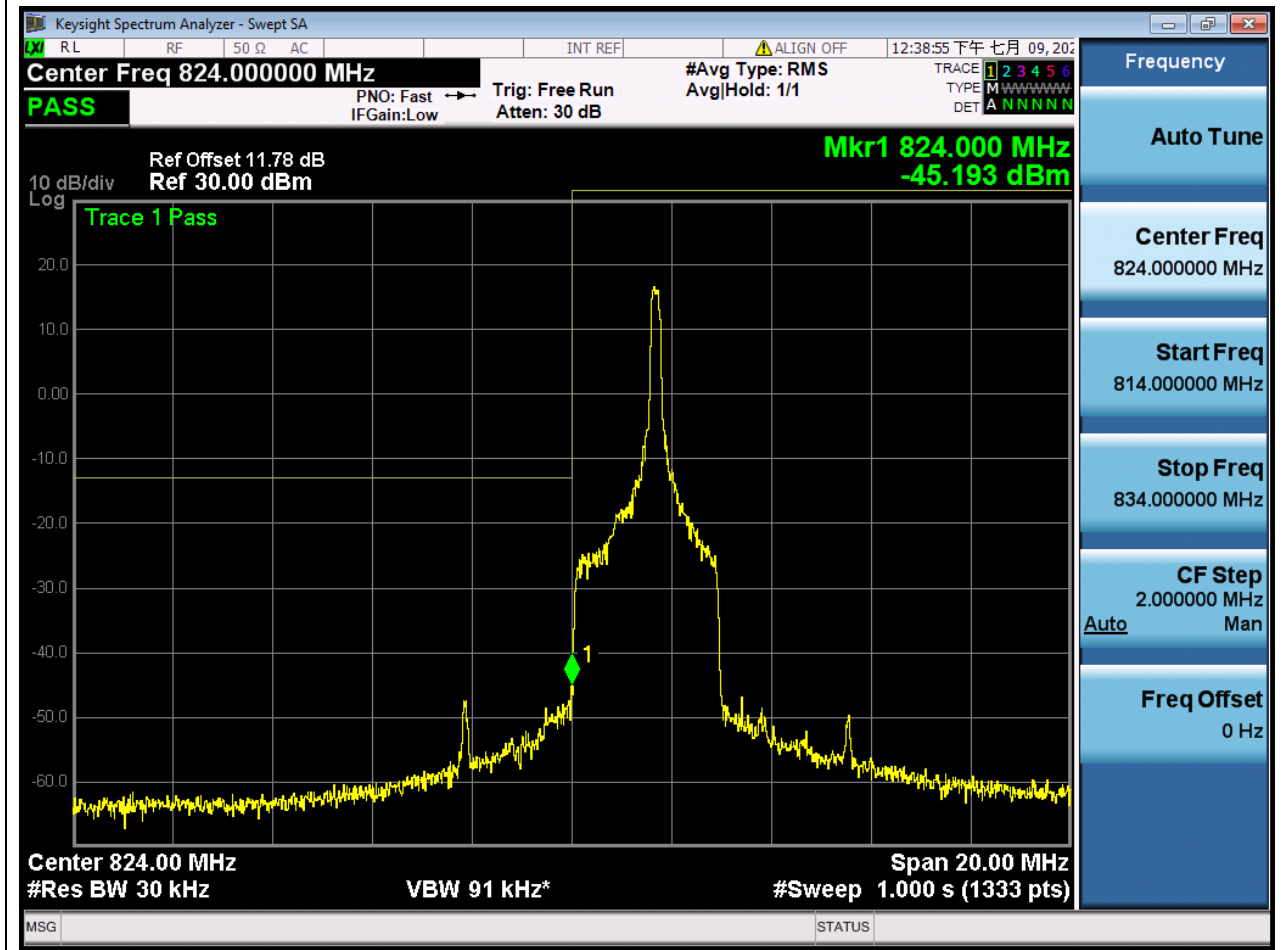
1.36. LTE Band Edge(NTNV)(Subtest:36, Channel:20415, Bandwidth:3, Modulation:Q16, RB Number: 1, RB Position:LOW)

| Center Frequency (MHz) | Span (MHz) | RBW (MHz) | Detector | Frequency (MHz) | Power (dBm) | Verdict | Sweep Point |
|------------------------|------------|-----------|----------|-----------------|-------------|---------|-------------|
| 824 | 20 | 0.03 | RMS | 824 | -23.73 | Pass | 1333 |



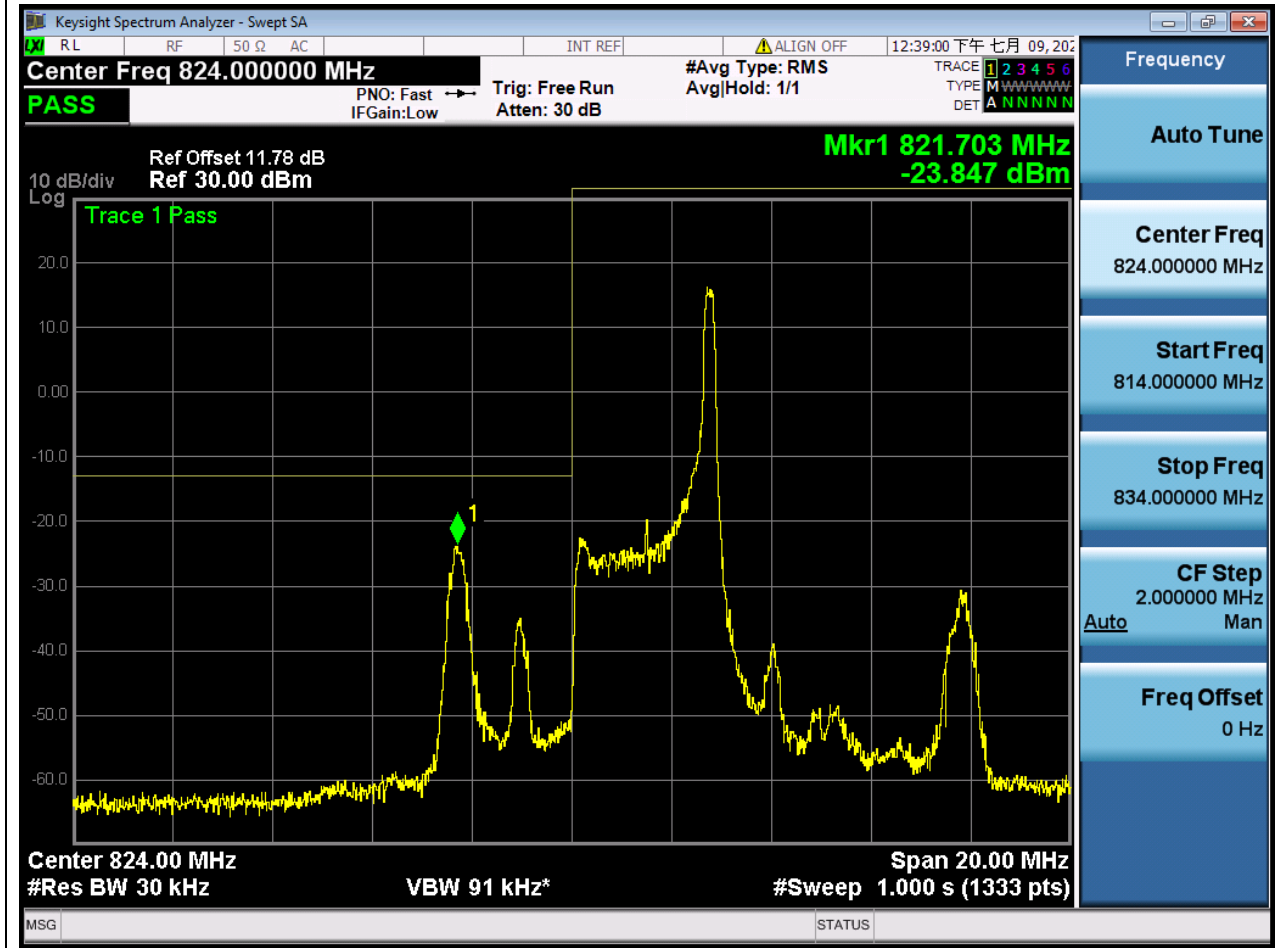
1.37. LTE Band Edge(NTNV)(Subtest:37, Channel:20415, Bandwidth:3, Modulation:Q16, RB Number: 1, RB Position:MID)

| Center Frequency (MHz) | Span (MHz) | RBW (MHz) | Detector | Frequency (MHz) | Power (dBm) | Verdict | Sweep Point |
|------------------------|------------|-----------|----------|-----------------|-------------|---------|-------------|
| 824 | 20 | 0.03 | RMS | 824 | -45.19 | Pass | 1333 |



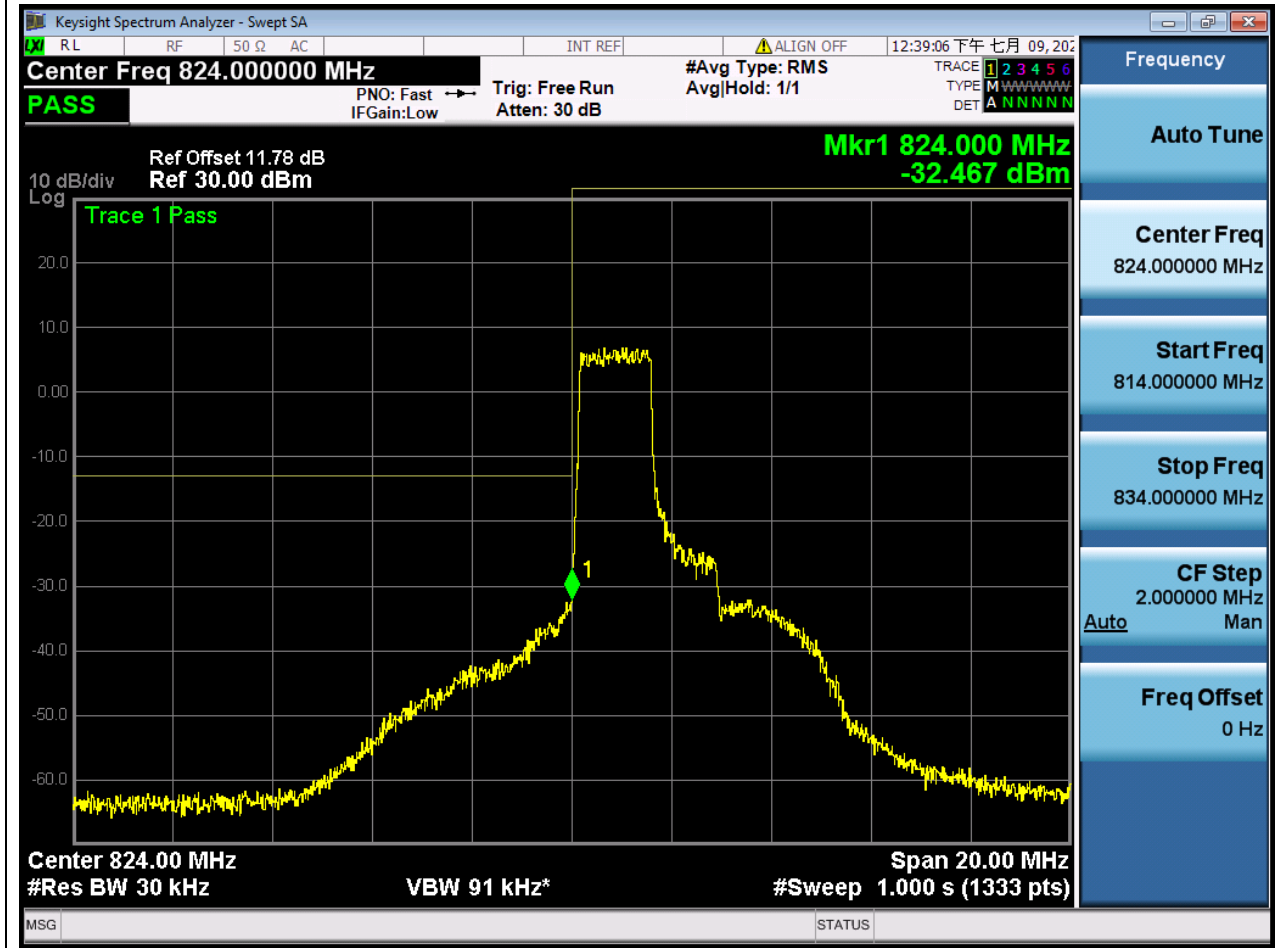
1.38. LTE Band Edge(NTNV)(Subtest:38, Channel:20415, Bandwidth:3, Modulation:Q16, RB Number: 1, RB Position:HIGH)

| Center Frequency (MHz) | Span (MHz) | RBW (MHz) | Detector | Frequency (MHz) | Power (dBm) | Verdict | Sweep Point |
|------------------------|------------|-----------|----------|-----------------|-------------|---------|-------------|
| 824 | 20 | 0.03 | RMS | 821.703 | -23.85 | Pass | 1333 |



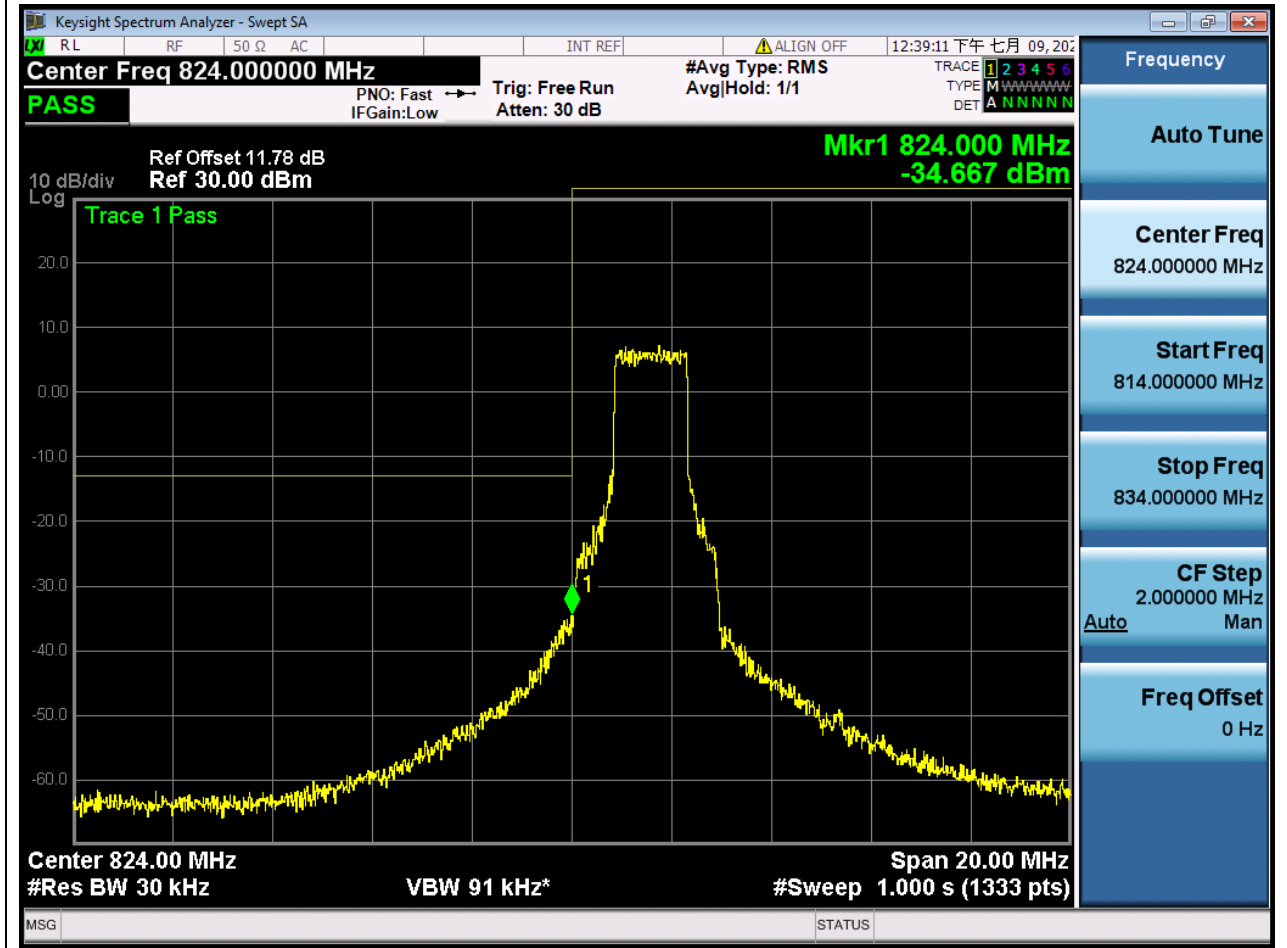
1.39. LTE Band Edge(NTNV)(Subtest:39, Channel:20415, Bandwidth:3, Modulation:Q16, RB Number: 8, RB Position:LOW)

| Center Frequency (MHz) | Span (MHz) | RBW (MHz) | Detector | Frequency (MHz) | Power (dBm) | Verdict | Sweep Point |
|------------------------|------------|-----------|----------|-----------------|-------------|---------|-------------|
| 824 | 20 | 0.03 | RMS | 824 | -32.47 | Pass | 1333 |



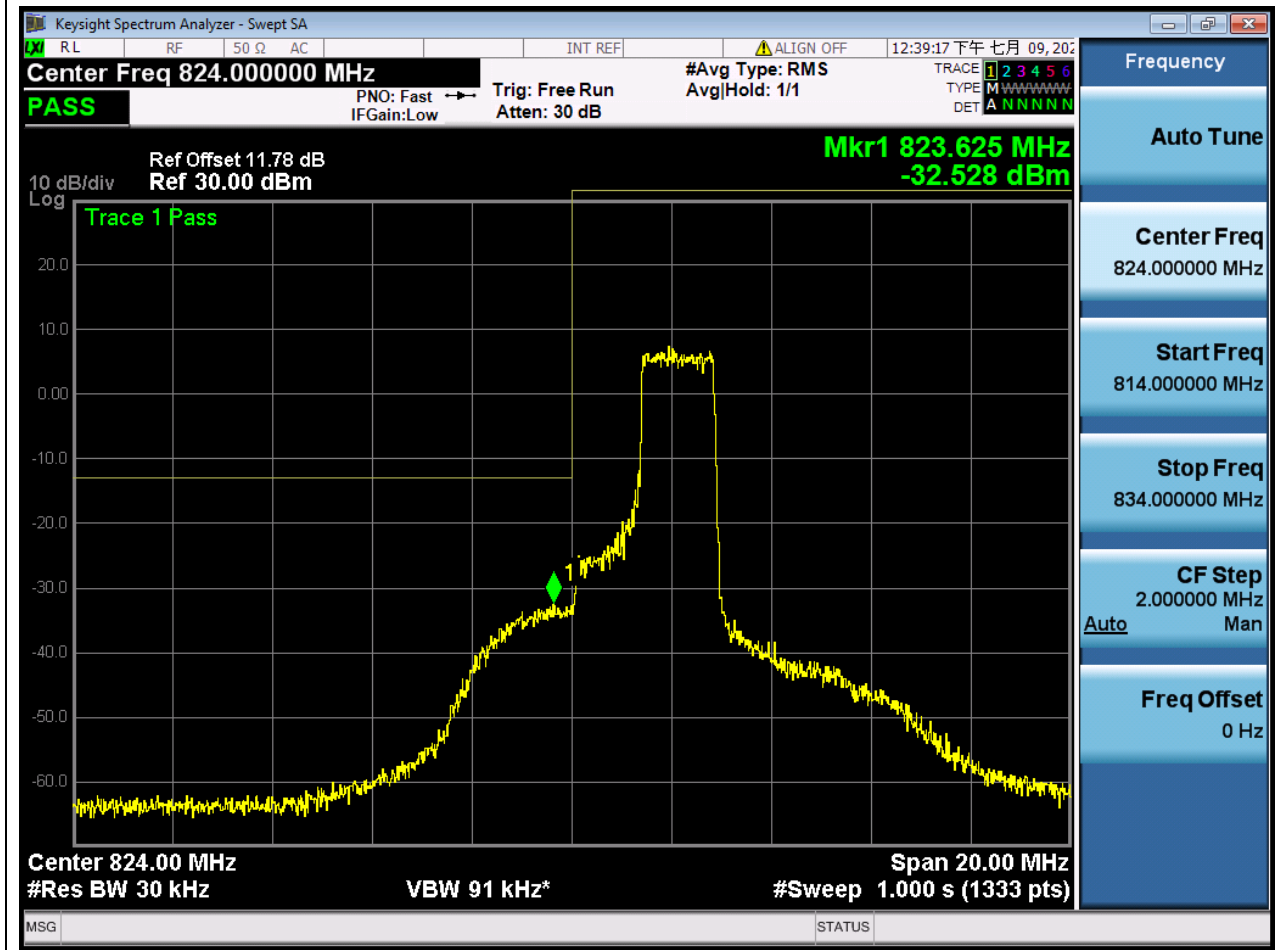
1.40. LTE Band Edge(NTNV)(Subtest:40, Channel:20415, Bandwidth:3, Modulation:Q16, RB Number: 8, RB Position:MID)

| Center Frequency (MHz) | Span (MHz) | RBW (MHz) | Detector | Frequency (MHz) | Power (dBm) | Verdict | Sweep Point |
|------------------------|------------|-----------|----------|-----------------|-------------|---------|-------------|
| 824 | 20 | 0.03 | RMS | 824 | -34.67 | Pass | 1333 |



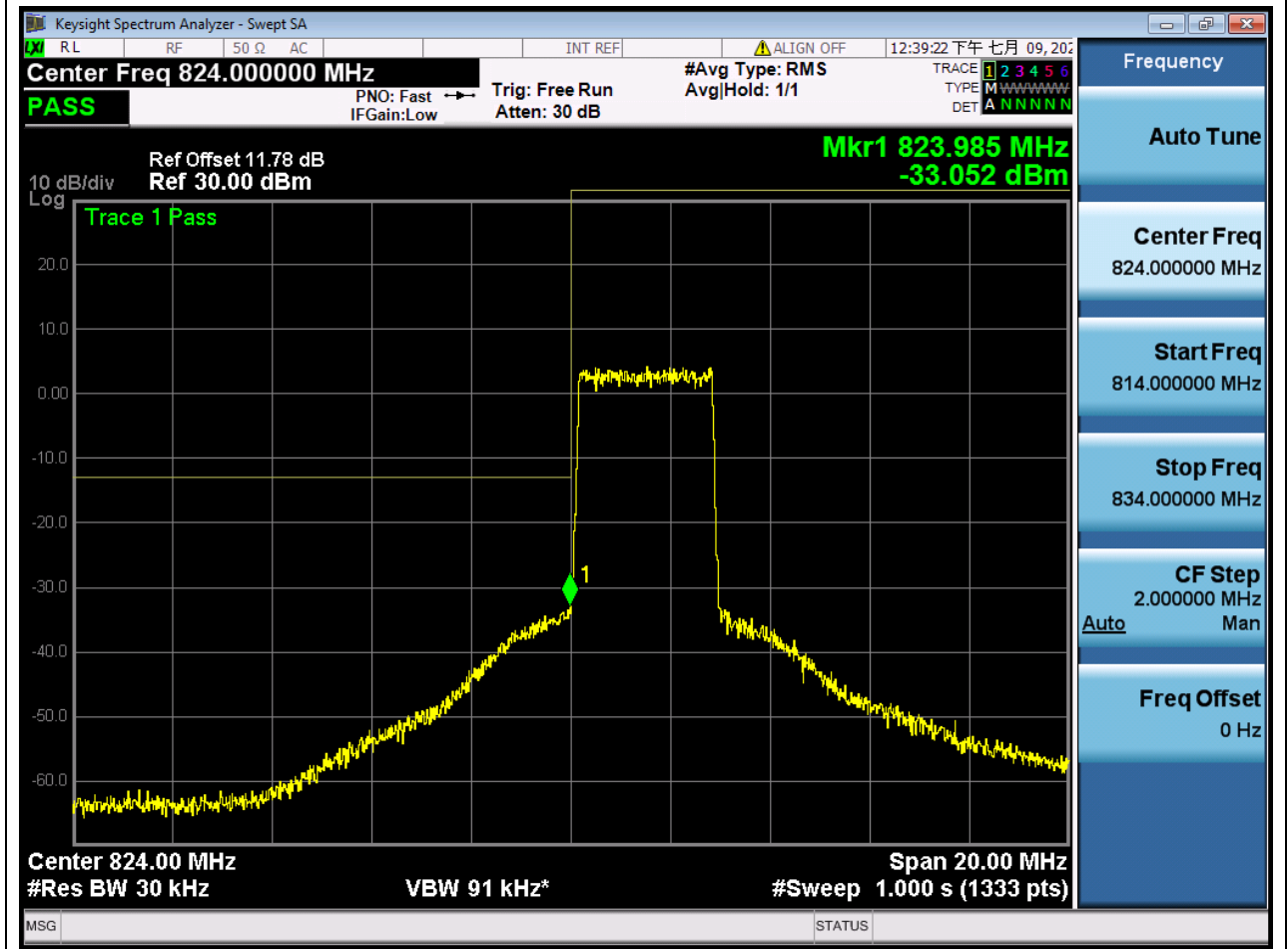
1.41. LTE Band Edge(NTNV)(Subtest:41, Channel:20415, Bandwidth:3, Modulation:Q16, RB Number: 8, RB Position:HIGH)

| Center Frequency (MHz) | Span (MHz) | RBW (MHz) | Detector | Frequency (MHz) | Power (dBm) | Verdict | Sweep Point |
|------------------------|------------|-----------|----------|-----------------|-------------|---------|-------------|
| 824 | 20 | 0.03 | RMS | 823.625 | -32.53 | Pass | 1333 |



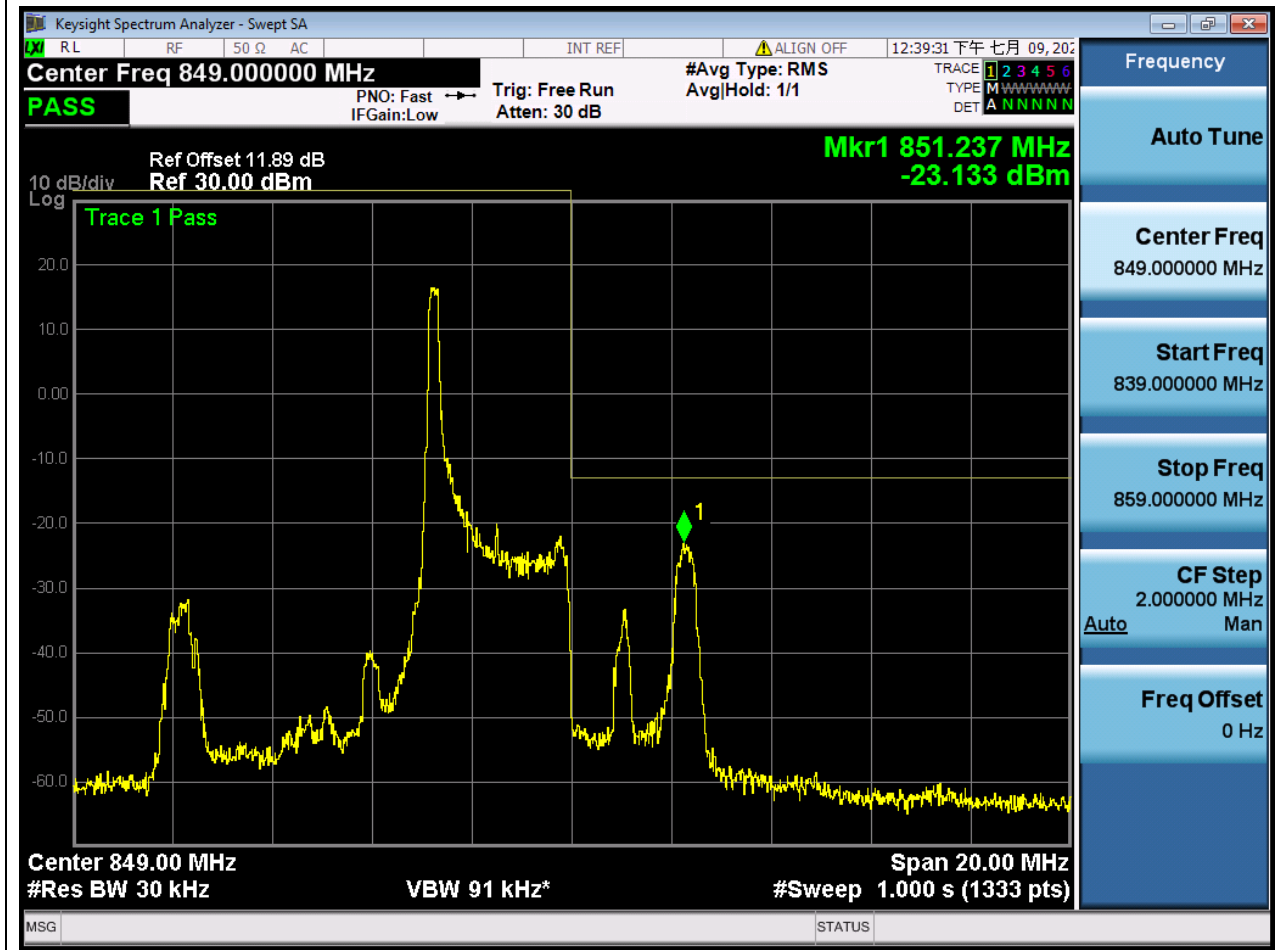
1.42. LTE Band Edge(NTNV)(Subtest:42, Channel:20415, Bandwidth:3, Modulation:Q16, RB Number: 15, RB Position:LOW)

| Center Frequency (MHz) | Span (MHz) | RBW (MHz) | Detector | Frequency (MHz) | Power (dBm) | Verdict | Sweep Point |
|------------------------|------------|-----------|----------|-----------------|-------------|---------|-------------|
| 824 | 20 | 0.03 | RMS | 823.985 | -33.05 | Pass | 1333 |



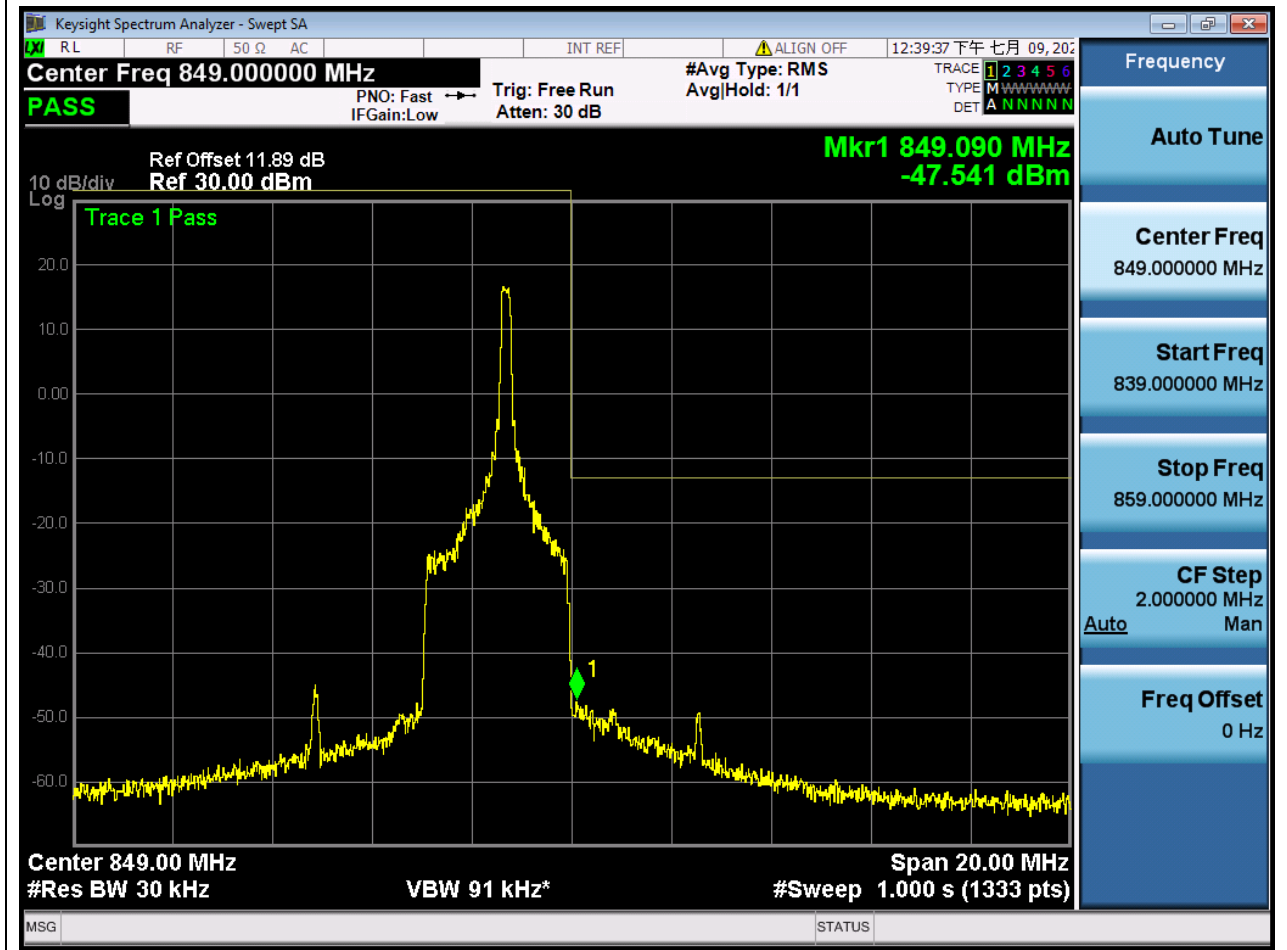
1.43. LTE Band Edge(NTNV)(Subtest:43, Channel:20635, Bandwidth:3, Modulation:QPSK, RB Number: 1, RB Position:LOW)

| Center Frequency (MHz) | Span (MHz) | RBW (MHz) | Detector | Frequency (MHz) | Power (dBm) | Verdict | Sweep Point |
|------------------------|------------|-----------|----------|-----------------|-------------|---------|-------------|
| 849 | 20 | 0.03 | RMS | 851.237 | -23.13 | Pass | 1333 |



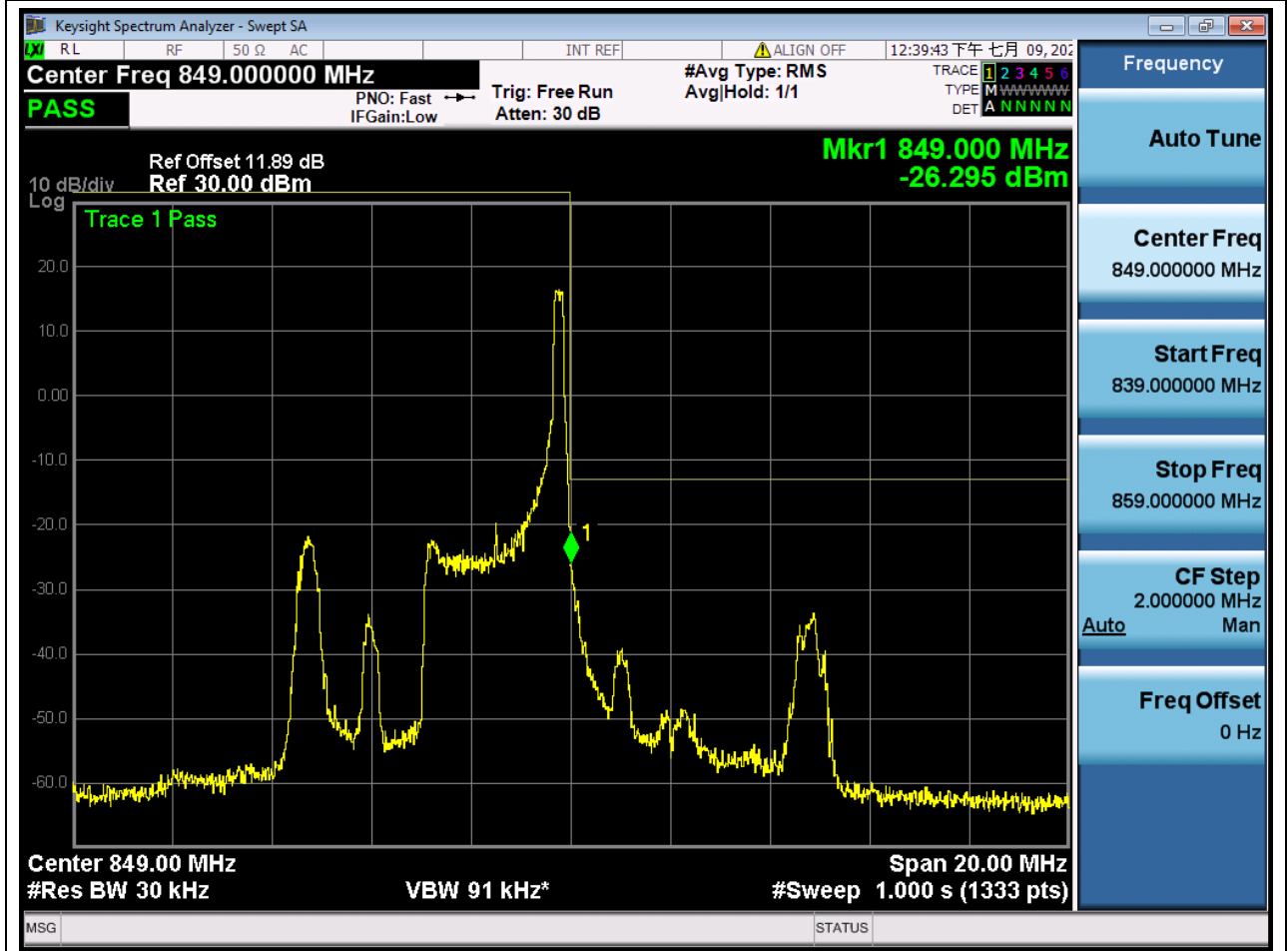
1.44. LTE Band Edge(NTNV)(Subtest:44, Channel:20635, Bandwidth:3, Modulation:QPSK, RB Number: 1, RB Position:MID)

| Center Frequency (MHz) | Span (MHz) | RBW (MHz) | Detector | Frequency (MHz) | Power (dBm) | Verdict | Sweep Point |
|------------------------|------------|-----------|----------|-----------------|-------------|---------|-------------|
| 849 | 20 | 0.03 | RMS | 849.09 | -47.54 | Pass | 1333 |



1.45. LTE Band Edge(NTNV)(Subtest:45, Channel:20635, Bandwidth:3, Modulation:QPSK, RB Number: 1, RB Position:HIGH)

| Center Frequency (MHz) | Span (MHz) | RBW (MHz) | Detector | Frequency (MHz) | Power (dBm) | Verdict | Sweep Point |
|------------------------|------------|-----------|----------|-----------------|-------------|---------|-------------|
| 849 | 20 | 0.03 | RMS | 849 | -26.3 | Pass | 1333 |



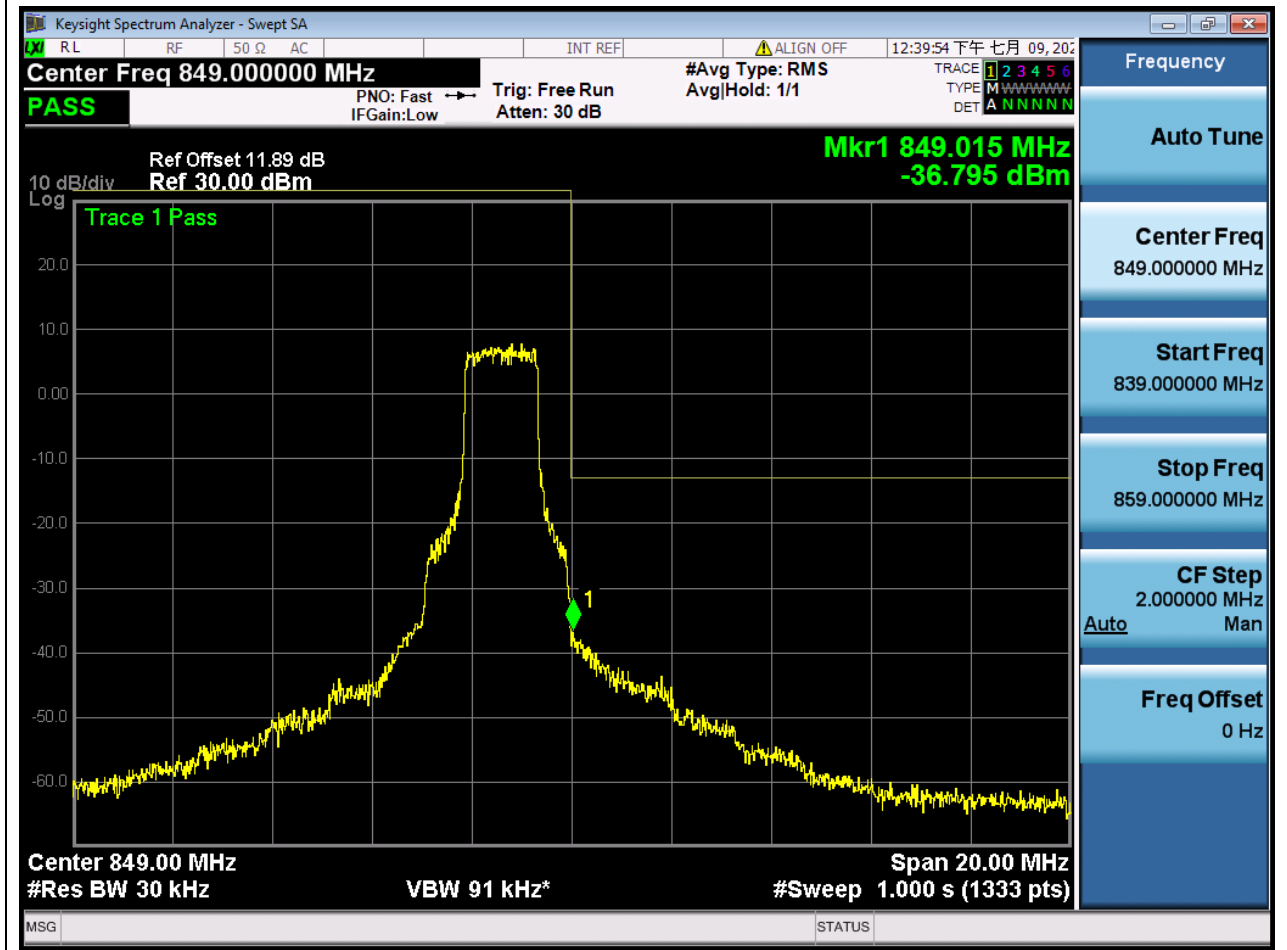
1.46. LTE Band Edge(NTNV)(Subtest:46, Channel:20635, Bandwidth:3, Modulation:QPSK, RB Number: 8, RB Position:LOW)

| Center Frequency (MHz) | Span (MHz) | RBW (MHz) | Detector | Frequency (MHz) | Power (dBm) | Verdict | Sweep Point |
|------------------------|------------|-----------|----------|-----------------|-------------|---------|-------------|
| 849 | 20 | 0.03 | RMS | 849.09 | -32 | Pass | 1333 |



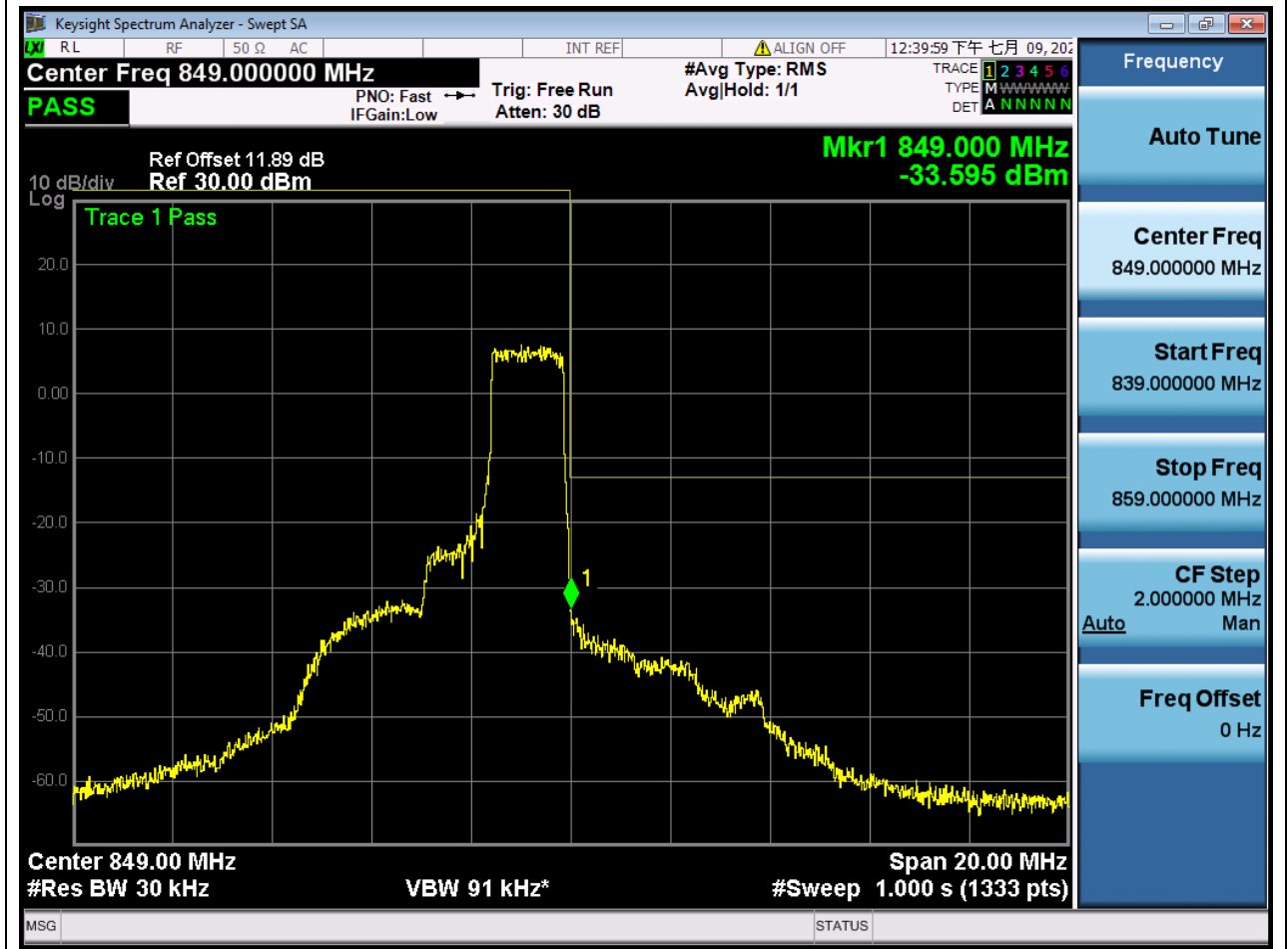
1.47. LTE Band Edge(NTNV)(Subtest:47, Channel:20635, Bandwidth:3, Modulation:QPSK, RB Number: 8, RB Position:MID)

| Center Frequency (MHz) | Span (MHz) | RBW (MHz) | Detector | Frequency (MHz) | Power (dBm) | Verdict | Sweep Point |
|------------------------|------------|-----------|----------|-----------------|-------------|---------|-------------|
| 849 | 20 | 0.03 | RMS | 849.015 | -36.79 | Pass | 1333 |



1.48. LTE Band Edge(NTNV)(Subtest:48, Channel:20635, Bandwidth:3, Modulation:QPSK, RB Number: 8, RB Position:HIGH)

| Center Frequency (MHz) | Span (MHz) | RBW (MHz) | Detector | Frequency (MHz) | Power (dBm) | Verdict | Sweep Point |
|------------------------|------------|-----------|----------|-----------------|-------------|---------|-------------|
| 849 | 20 | 0.03 | RMS | 849 | -33.6 | Pass | 1333 |



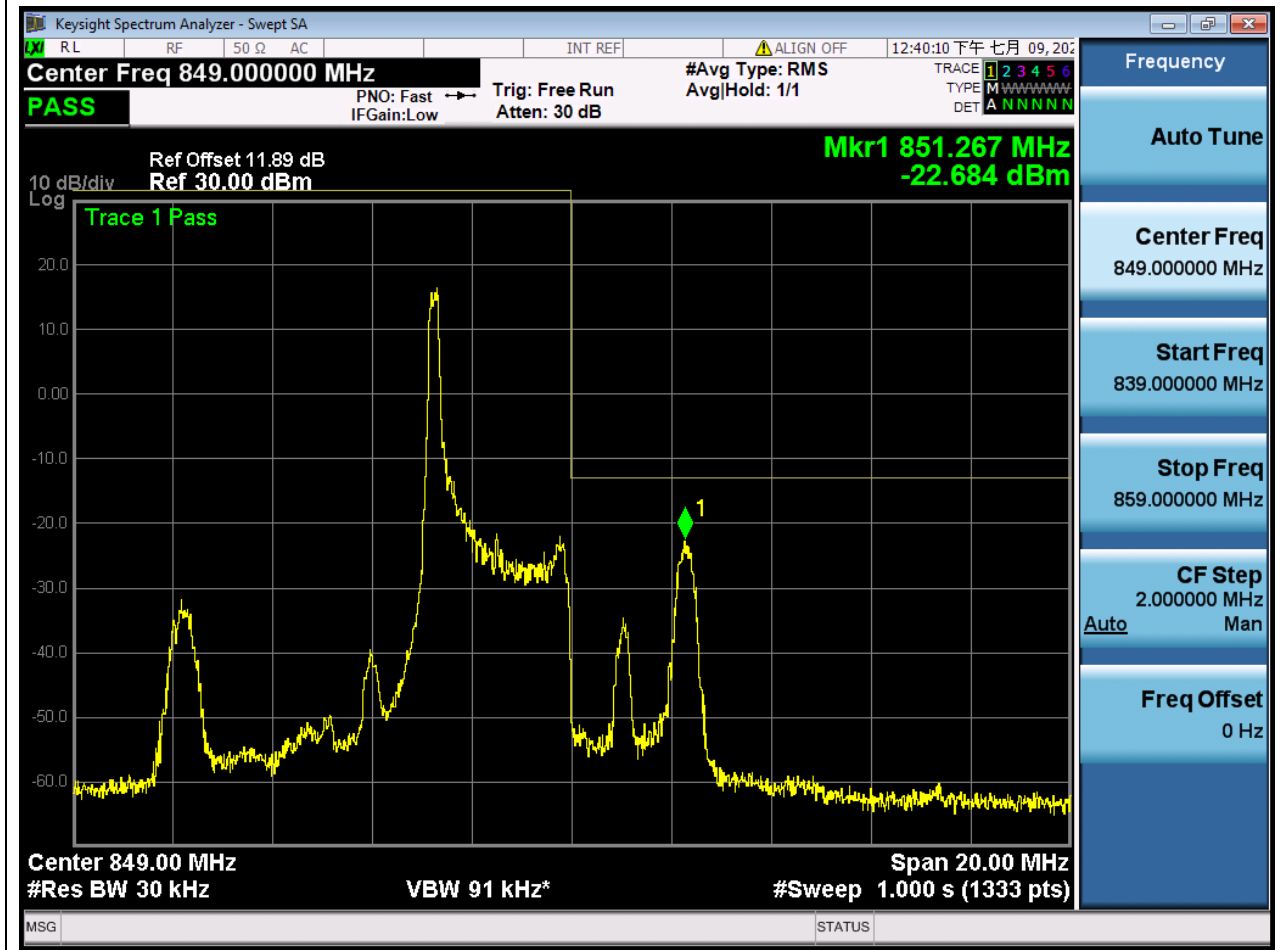
1.49. LTE Band Edge(NTNV)(Subtest:49, Channel:20635, Bandwidth:3, Modulation:QPSK, RB Number: 15, RB Position:LOW)

| Center Frequency (MHz) | Span (MHz) | RBW (MHz) | Detector | Frequency (MHz) | Power (dBm) | Verdict | Sweep Point |
|------------------------|------------|-----------|----------|-----------------|-------------|---------|-------------|
| 849 | 20 | 0.03 | RMS | 849.015 | -32.72 | Pass | 1333 |



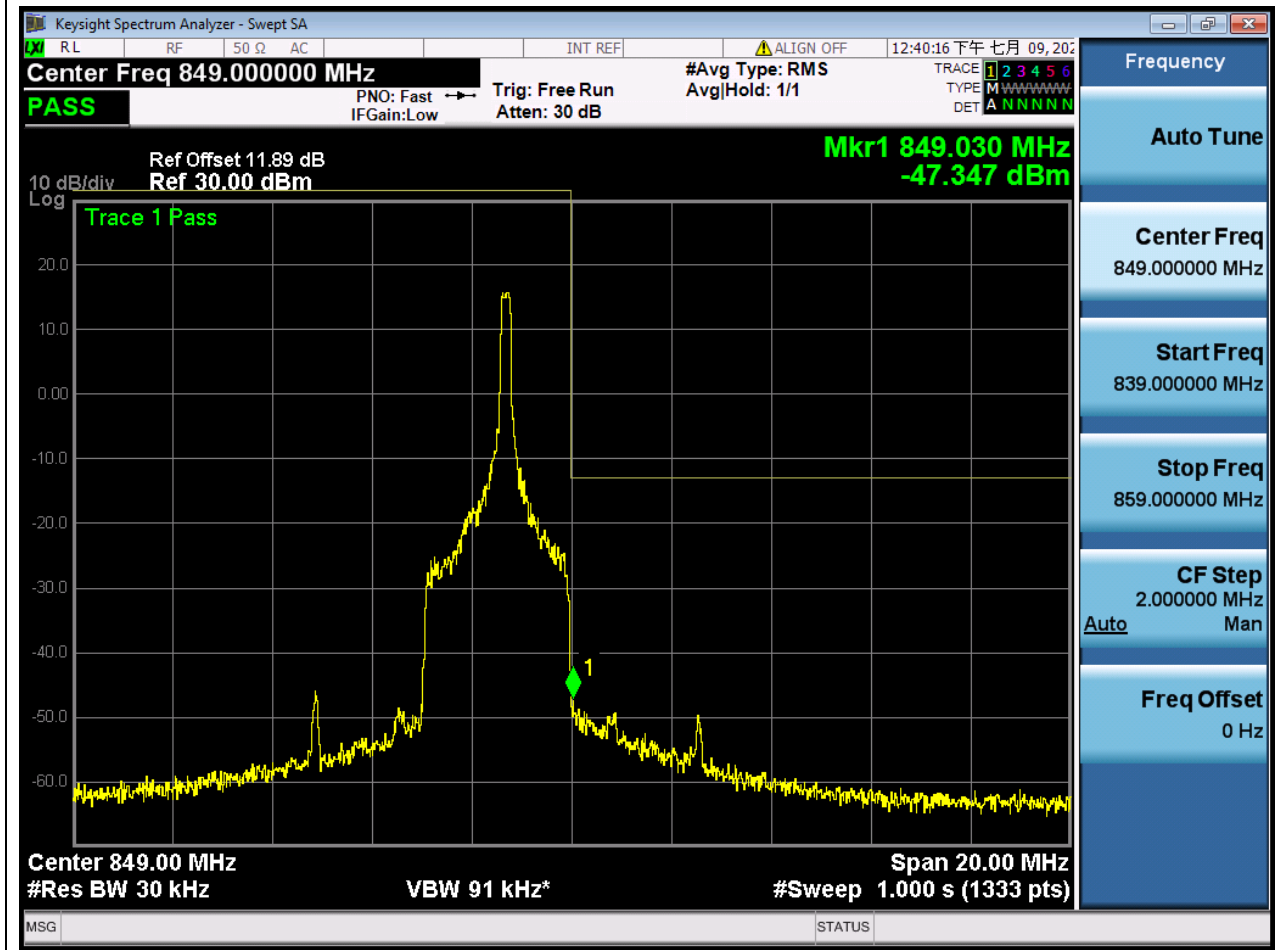
1.50. LTE Band Edge(NTNV)(Subtest:50, Channel:20635, Bandwidth:3, Modulation:Q16, RB Number: 1, RB Position:LOW)

| Center Frequency (MHz) | Span (MHz) | RBW (MHz) | Detector | Frequency (MHz) | Power (dBm) | Verdict | Sweep Point |
|------------------------|------------|-----------|----------|-----------------|-------------|---------|-------------|
| 849 | 20 | 0.03 | RMS | 851.267 | -22.68 | Pass | 1333 |



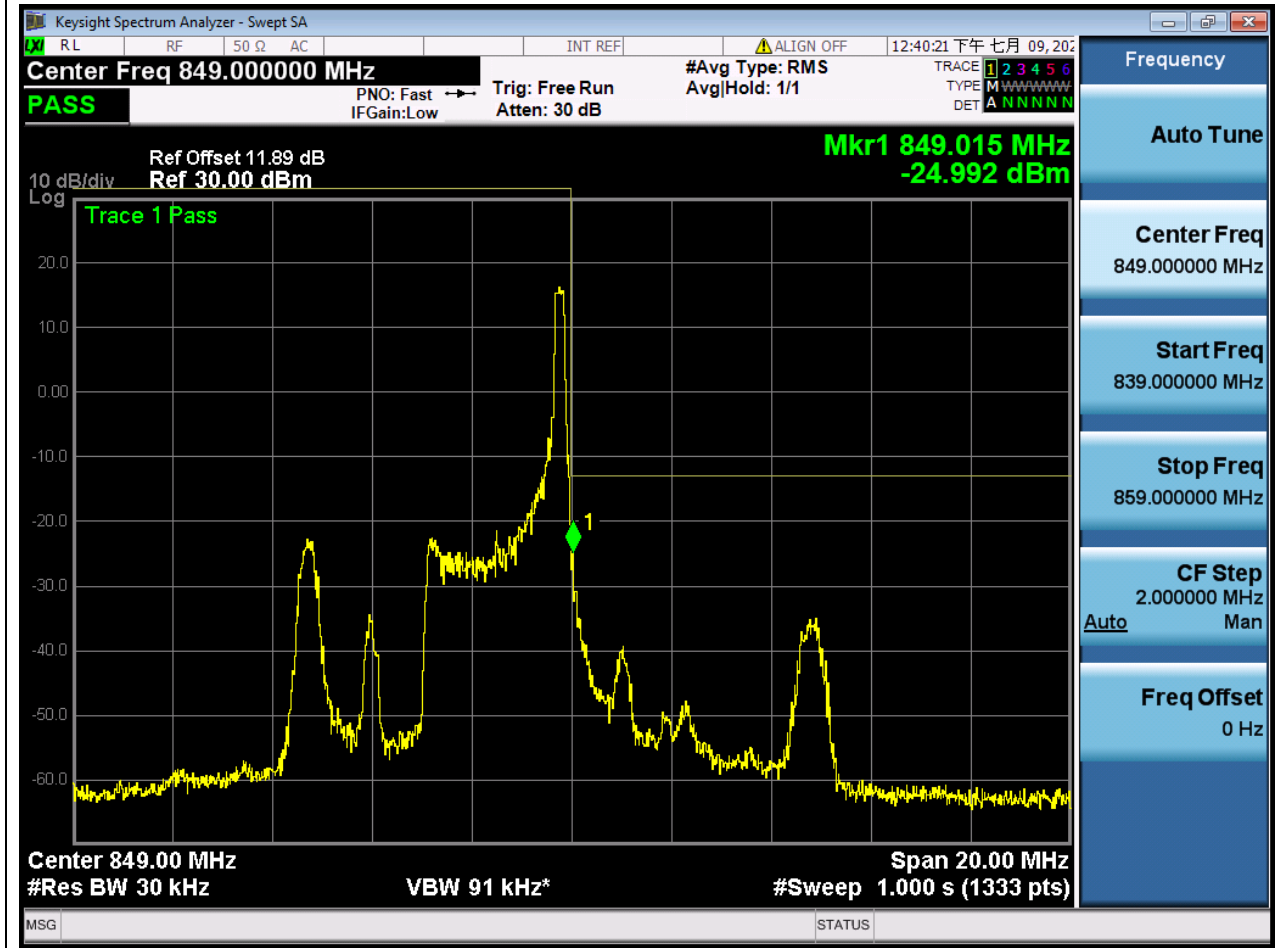
1.51. LTE Band Edge(NTNV)(Subtest:51, Channel:20635, Bandwidth:3, Modulation:Q16, RB Number: 1, RB Position:MID)

| Center Frequency (MHz) | Span (MHz) | RBW (MHz) | Detector | Frequency (MHz) | Power (dBm) | Verdict | Sweep Point |
|------------------------|------------|-----------|----------|-----------------|-------------|---------|-------------|
| 849 | 20 | 0.03 | RMS | 849.03 | -47.35 | Pass | 1333 |



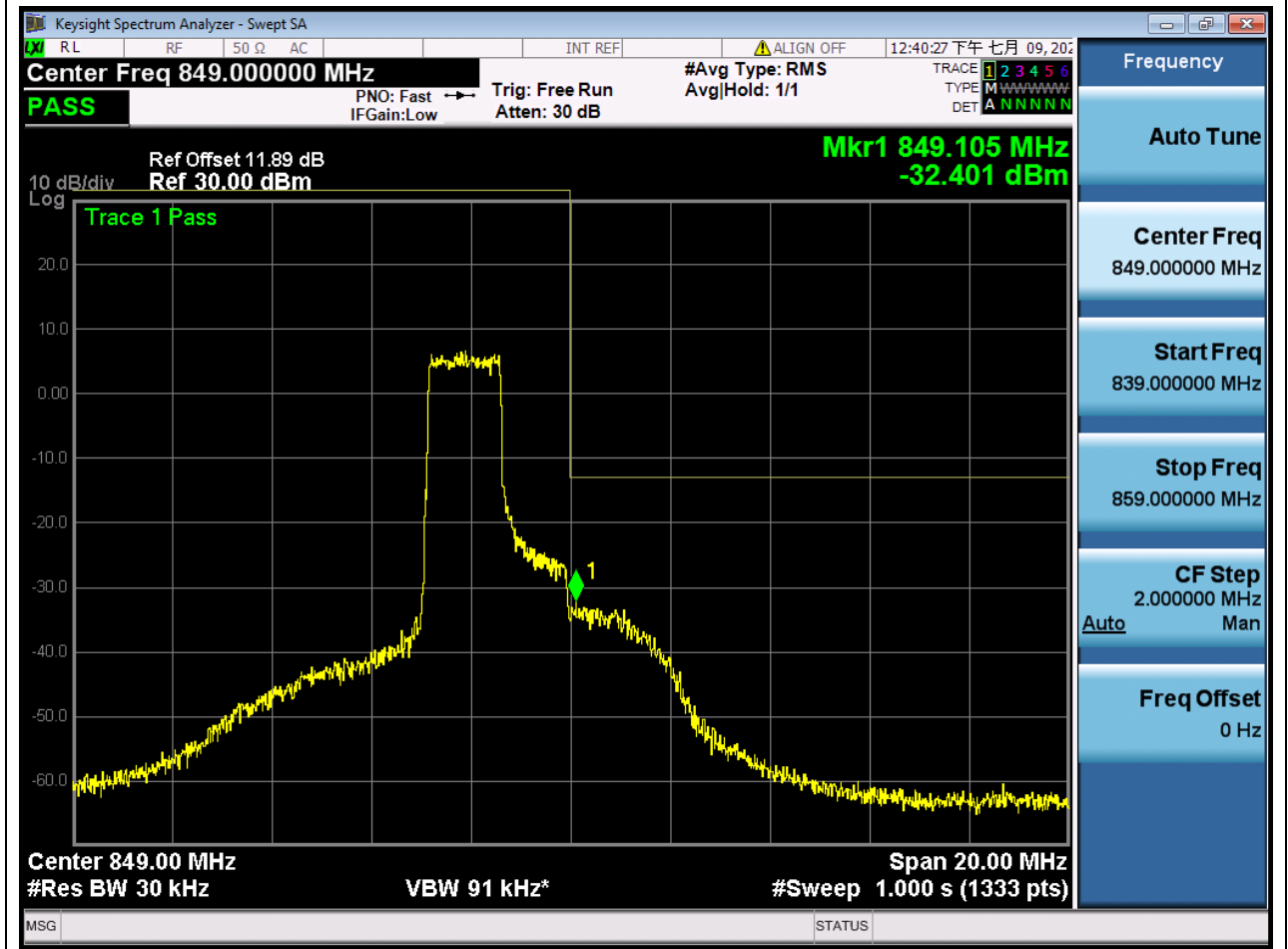
1.52. LTE Band Edge(NTNV)(Subtest:52, Channel:20635, Bandwidth:3, Modulation:Q16, RB Number: 1, RB Position:HIGH)

| Center Frequency (MHz) | Span (MHz) | RBW (MHz) | Detector | Frequency (MHz) | Power (dBm) | Verdict | Sweep Point |
|------------------------|------------|-----------|----------|-----------------|-------------|---------|-------------|
| 849 | 20 | 0.03 | RMS | 849.015 | -24.99 | Pass | 1333 |



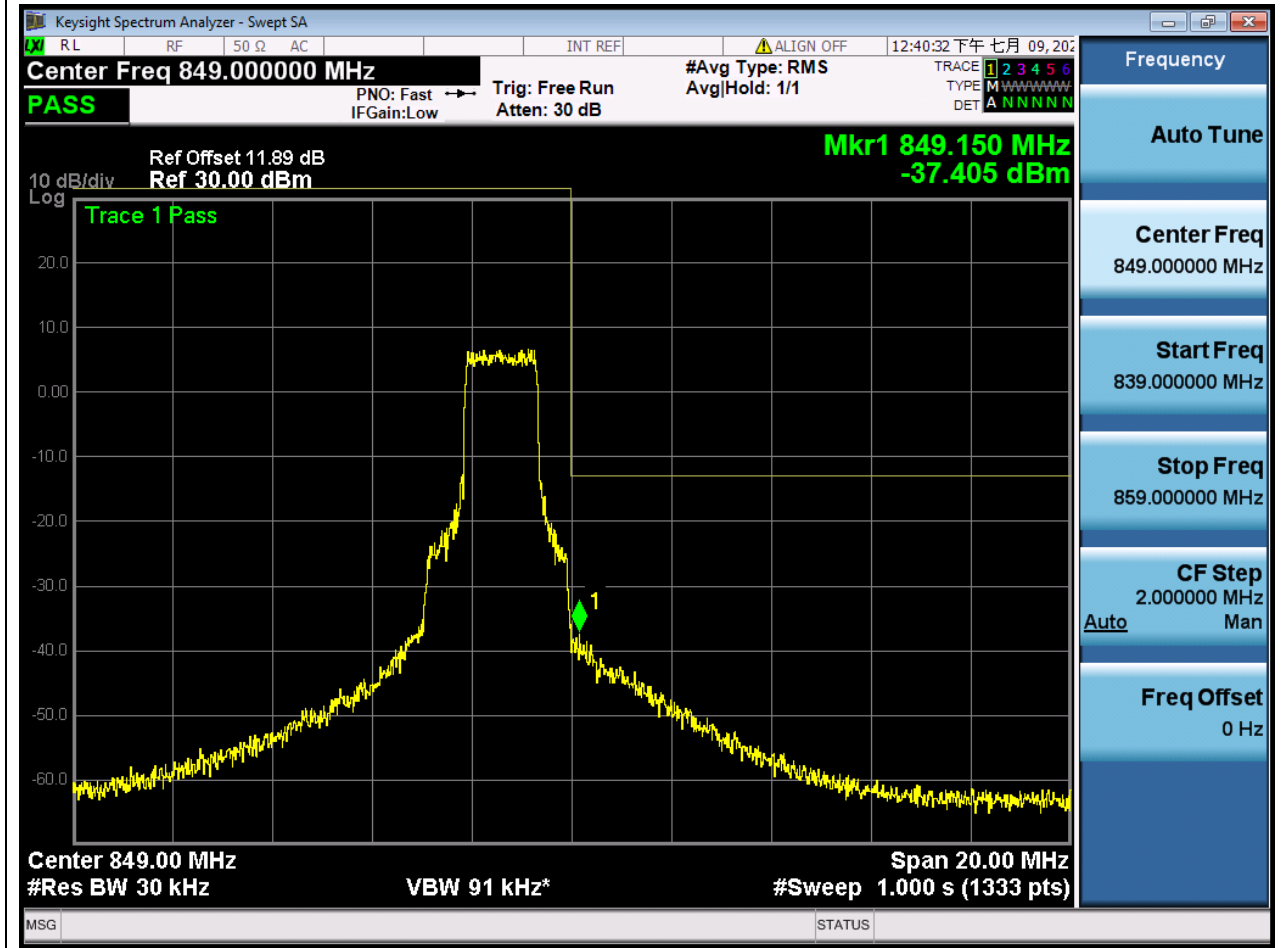
1.53. LTE Band Edge(NTNV)(Subtest:53, Channel:20635, Bandwidth:3, Modulation:Q16, RB Number: 8, RB Position:LOW)

| Center Frequency (MHz) | Span (MHz) | RBW (MHz) | Detector | Frequency (MHz) | Power (dBm) | Verdict | Sweep Point |
|------------------------|------------|-----------|----------|-----------------|-------------|---------|-------------|
| 849 | 20 | 0.03 | RMS | 849.105 | -32.4 | Pass | 1333 |



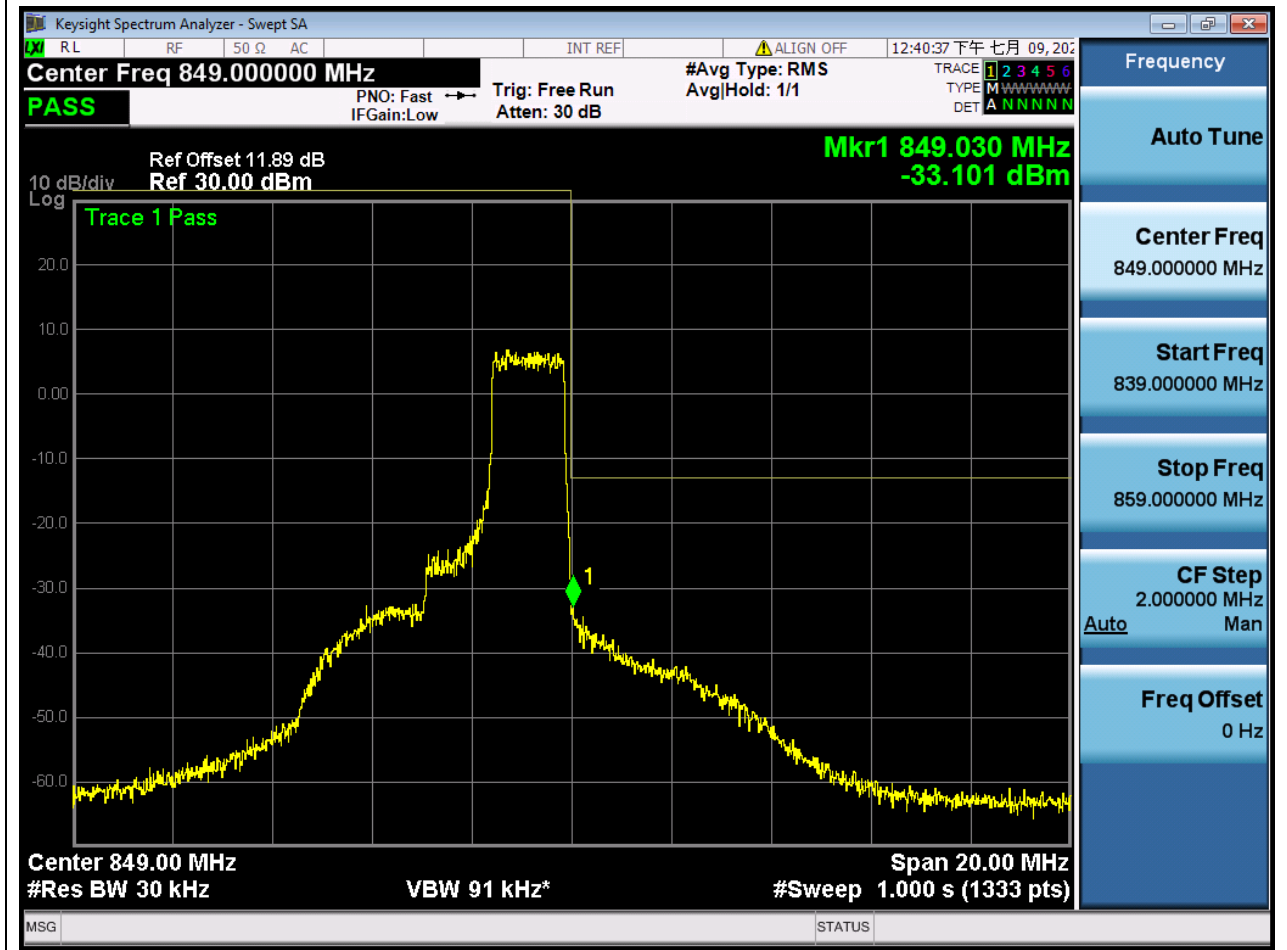
1.54. LTE Band Edge(NTNV)(Subtest:54, Channel:20635, Bandwidth:3, Modulation:Q16, RB Number: 8, RB Position:MID)

| Center Frequency (MHz) | Span (MHz) | RBW (MHz) | Detector | Frequency (MHz) | Power (dBm) | Verdict | Sweep Point |
|------------------------|------------|-----------|----------|-----------------|-------------|---------|-------------|
| 849 | 20 | 0.03 | RMS | 849.15 | -37.4 | Pass | 1333 |



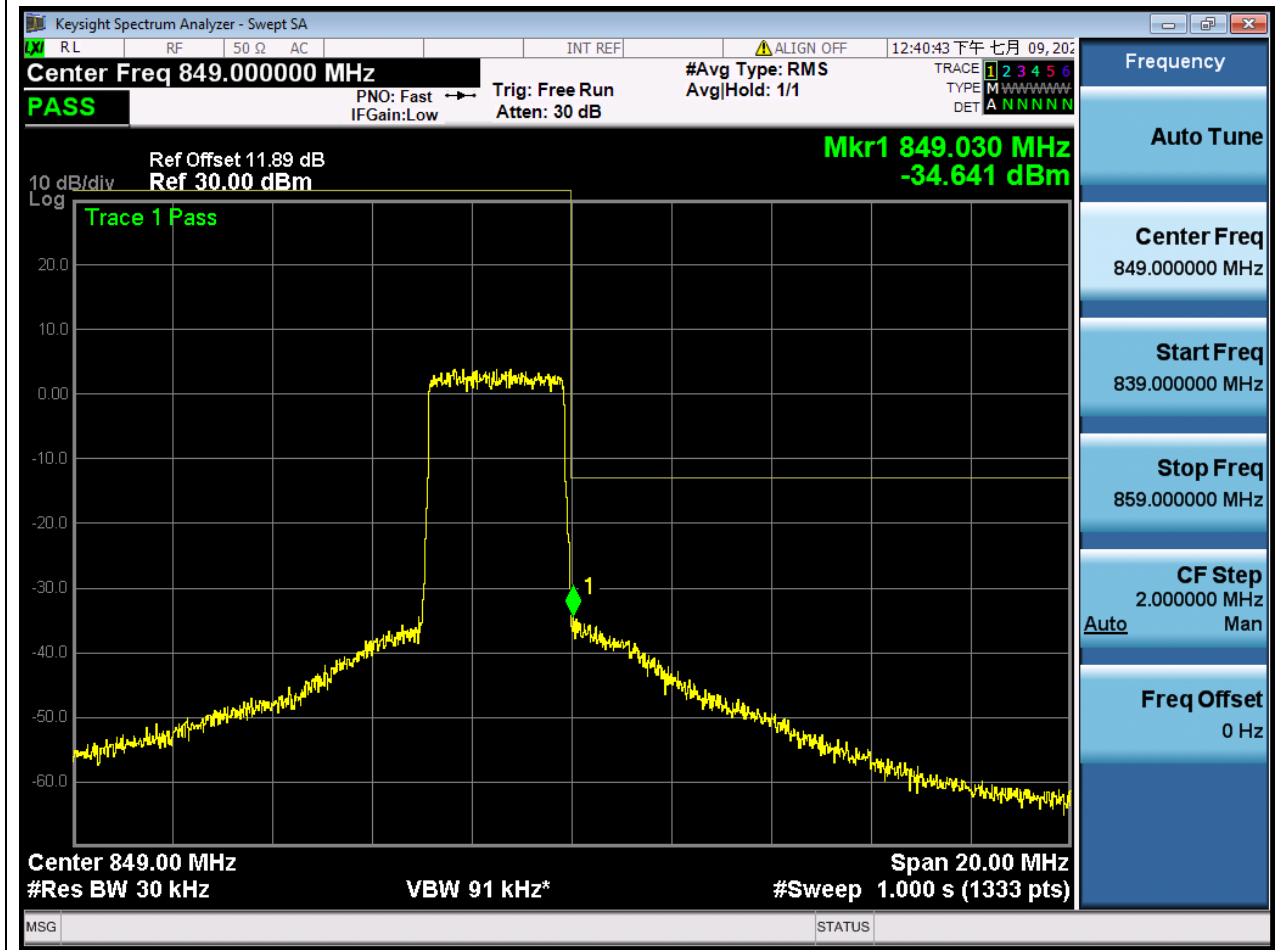
1.55. LTE Band Edge(NTNV)(Subtest:55, Channel:20635, Bandwidth:3, Modulation:Q16, RB Number: 8, RB Position:HIGH)

| Center Frequency (MHz) | Span (MHz) | RBW (MHz) | Detector | Frequency (MHz) | Power (dBm) | Verdict | Sweep Point |
|------------------------|------------|-----------|----------|-----------------|-------------|---------|-------------|
| 849 | 20 | 0.03 | RMS | 849.03 | -33.1 | Pass | 1333 |



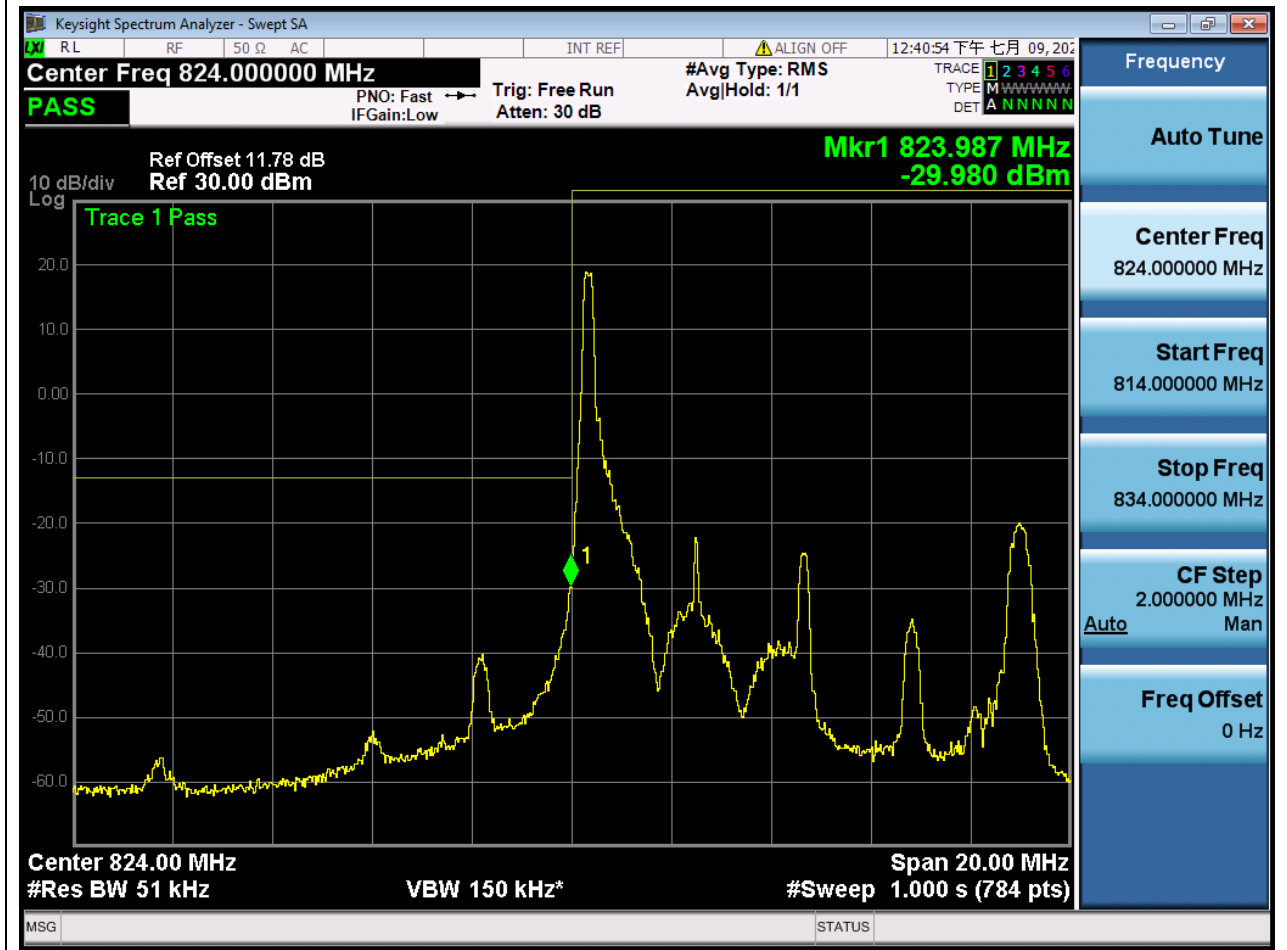
1.56. LTE Band Edge(NTNV)(Subtest:56, Channel:20635, Bandwidth:3, Modulation:Q16, RB Number: 15, RB Position:LOW)

| Center Frequency (MHz) | Span (MHz) | RBW (MHz) | Detector | Frequency (MHz) | Power (dBm) | Verdict | Sweep Point |
|------------------------|------------|-----------|----------|-----------------|-------------|---------|-------------|
| 849 | 20 | 0.03 | RMS | 849.03 | -34.64 | Pass | 1333 |



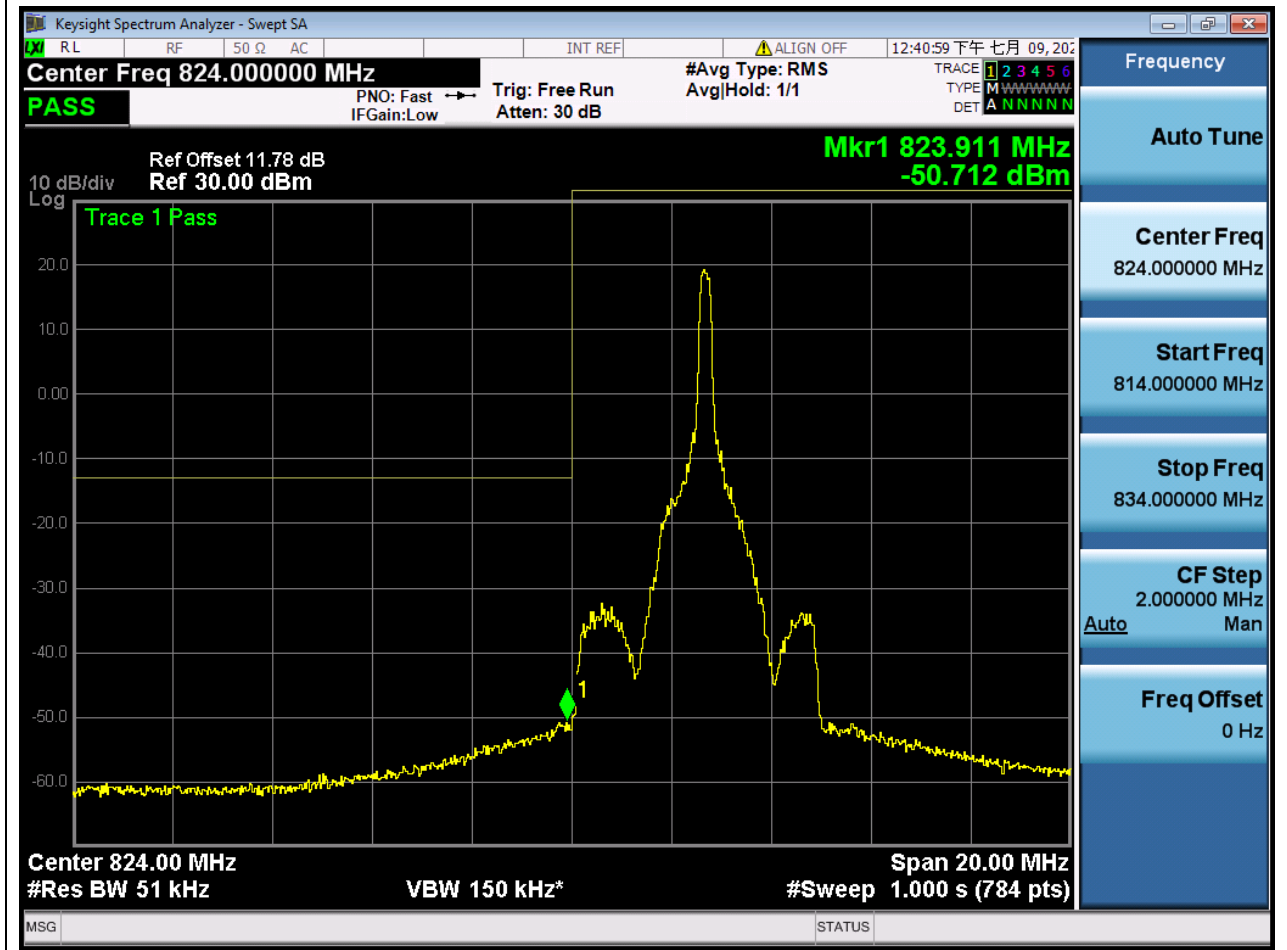
1.57. LTE Band Edge(NTNV)(Subtest:57, Channel:20425, Bandwidth:5, Modulation:QPSK, RB Number: 1, RB Position:LOW)

| Center Frequency (MHz) | Span (MHz) | RBW (MHz) | Detector | Frequency (MHz) | Power (dBm) | Verdict | Sweep Point |
|------------------------|------------|-----------|----------|-----------------|-------------|---------|-------------|
| 824 | 20 | 0.051 | RMS | 823.987 | -29.98 | Pass | 784 |



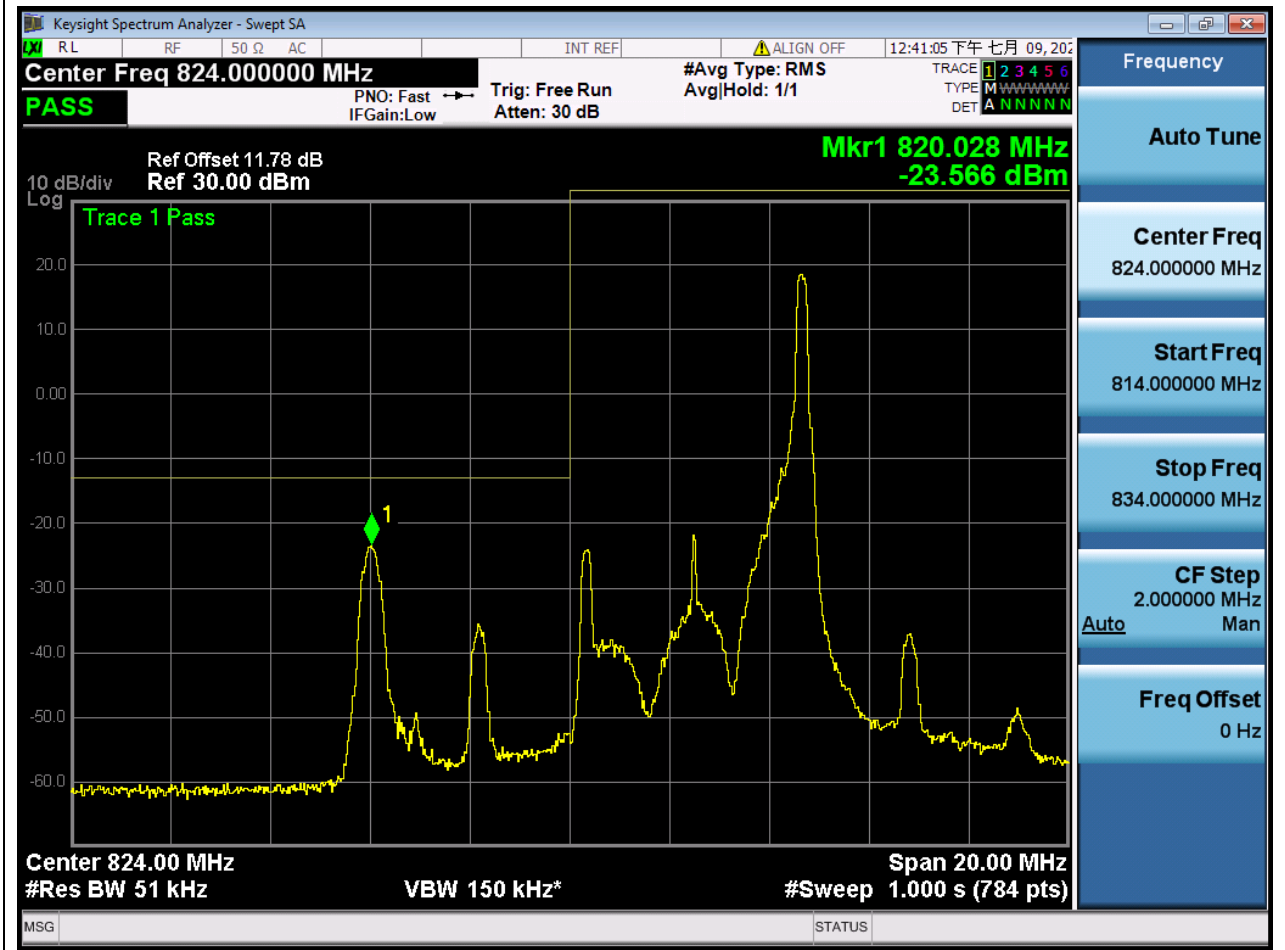
1.58. LTE Band Edge(NTNV)(Subtest:58, Channel:20425, Bandwidth:5, Modulation:QPSK, RB Number: 1, RB Position:MID)

| Center Frequency (MHz) | Span (MHz) | RBW (MHz) | Detector | Frequency (MHz) | Power (dBm) | Verdict | Sweep Point |
|------------------------|------------|-----------|----------|-----------------|-------------|---------|-------------|
| 824 | 20 | 0.051 | RMS | 823.911 | -50.71 | Pass | 784 |



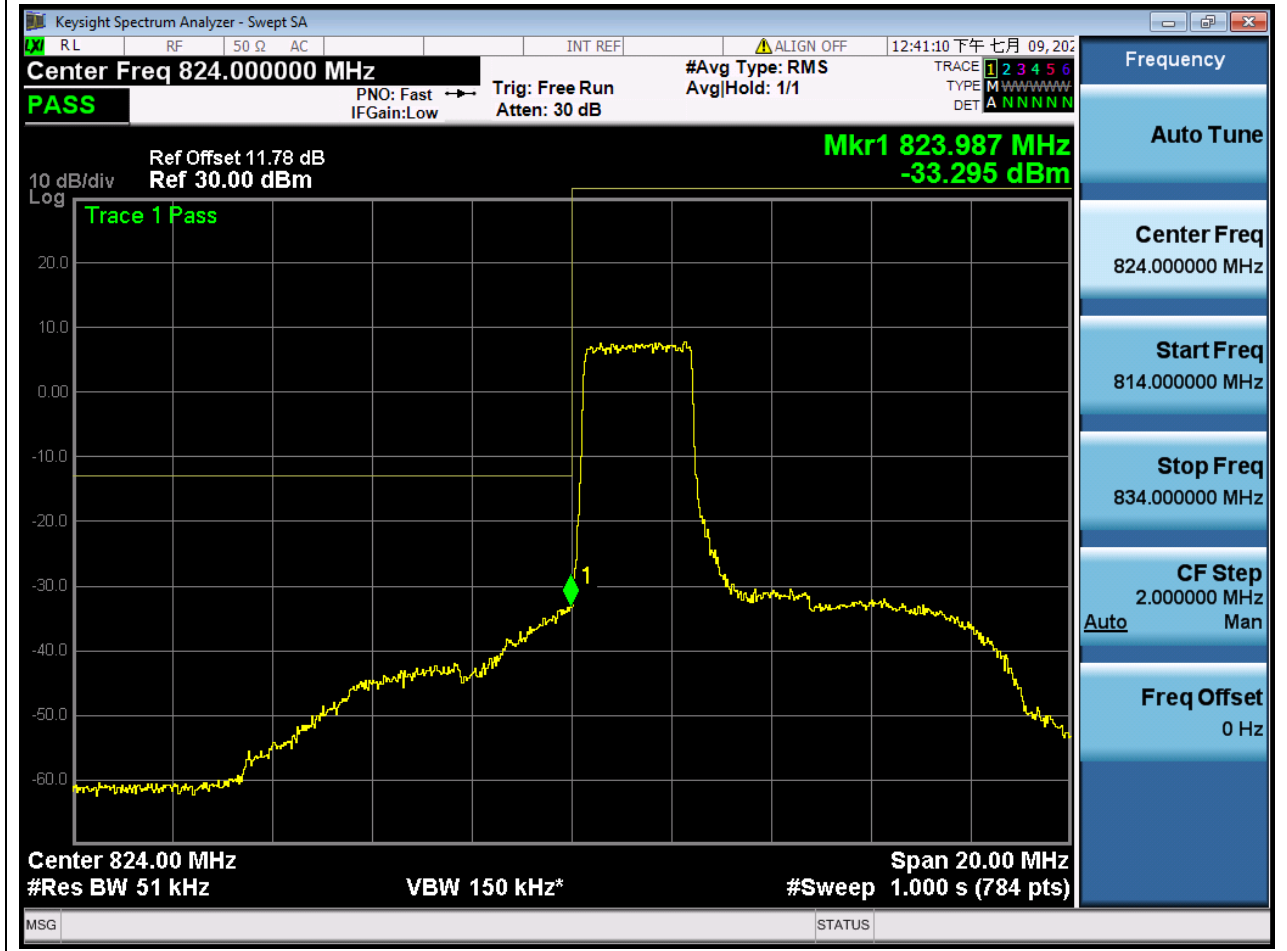
1.59. LTE Band Edge(NTNV)(Subtest:59, Channel:20425, Bandwidth:5, Modulation:QPSK, RB Number: 1, RB Position:HIGH)

| Center Frequency (MHz) | Span (MHz) | RBW (MHz) | Detector | Frequency (MHz) | Power (dBm) | Verdict | Sweep Point |
|------------------------|------------|-----------|----------|-----------------|-------------|---------|-------------|
| 824 | 20 | 0.051 | RMS | 820.028 | -23.57 | Pass | 784 |



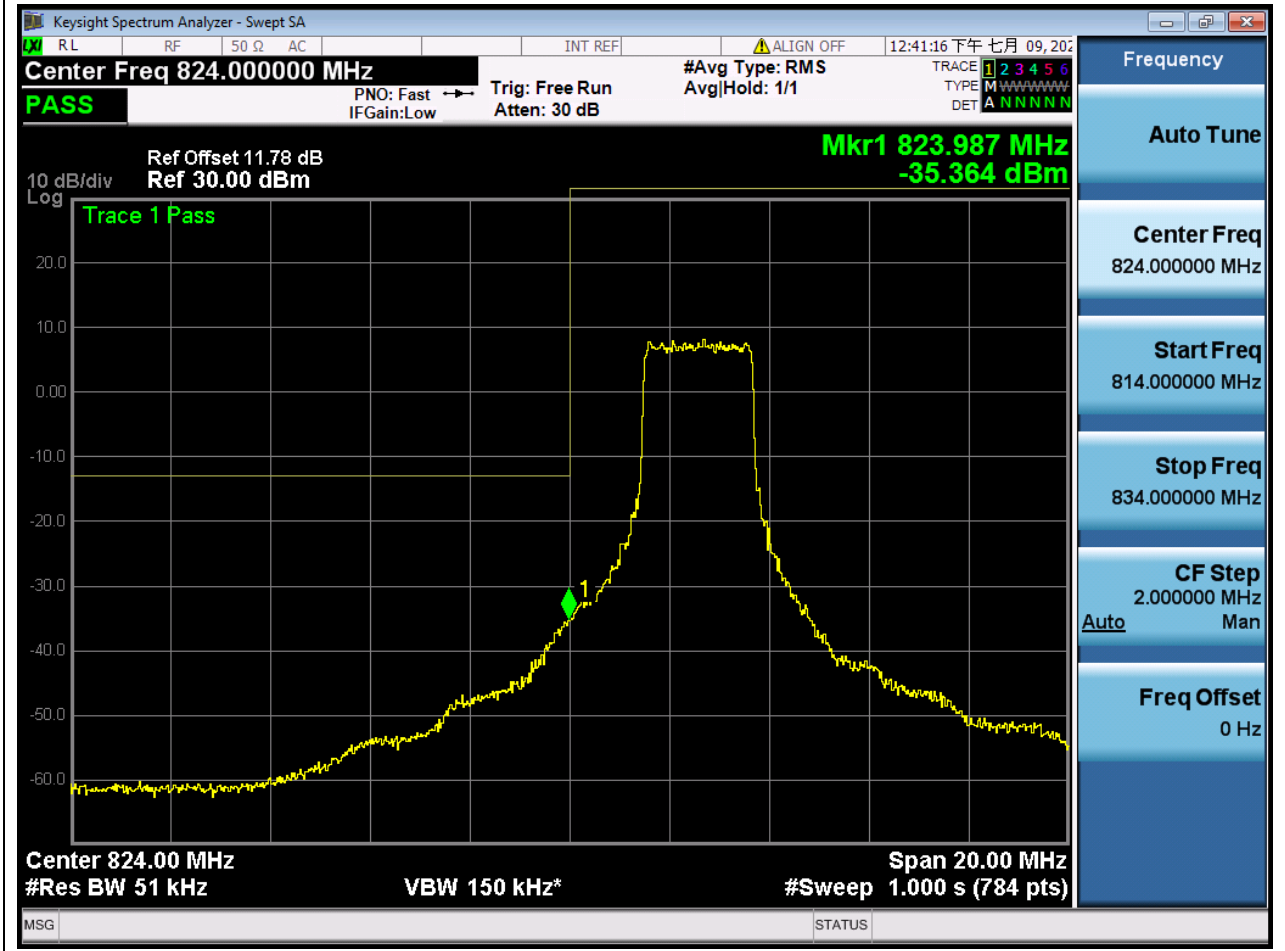
1.60. LTE Band Edge(NTNV)(Subtest:60, Channel:20425, Bandwidth:5, Modulation:QPSK, RB Number: 12, RB Position:LOW)

| Center Frequency (MHz) | Span (MHz) | RBW (MHz) | Detector | Frequency (MHz) | Power (dBm) | Verdict | Sweep Point |
|------------------------|------------|-----------|----------|-----------------|-------------|---------|-------------|
| 824 | 20 | 0.051 | RMS | 823.987 | -33.29 | Pass | 784 |



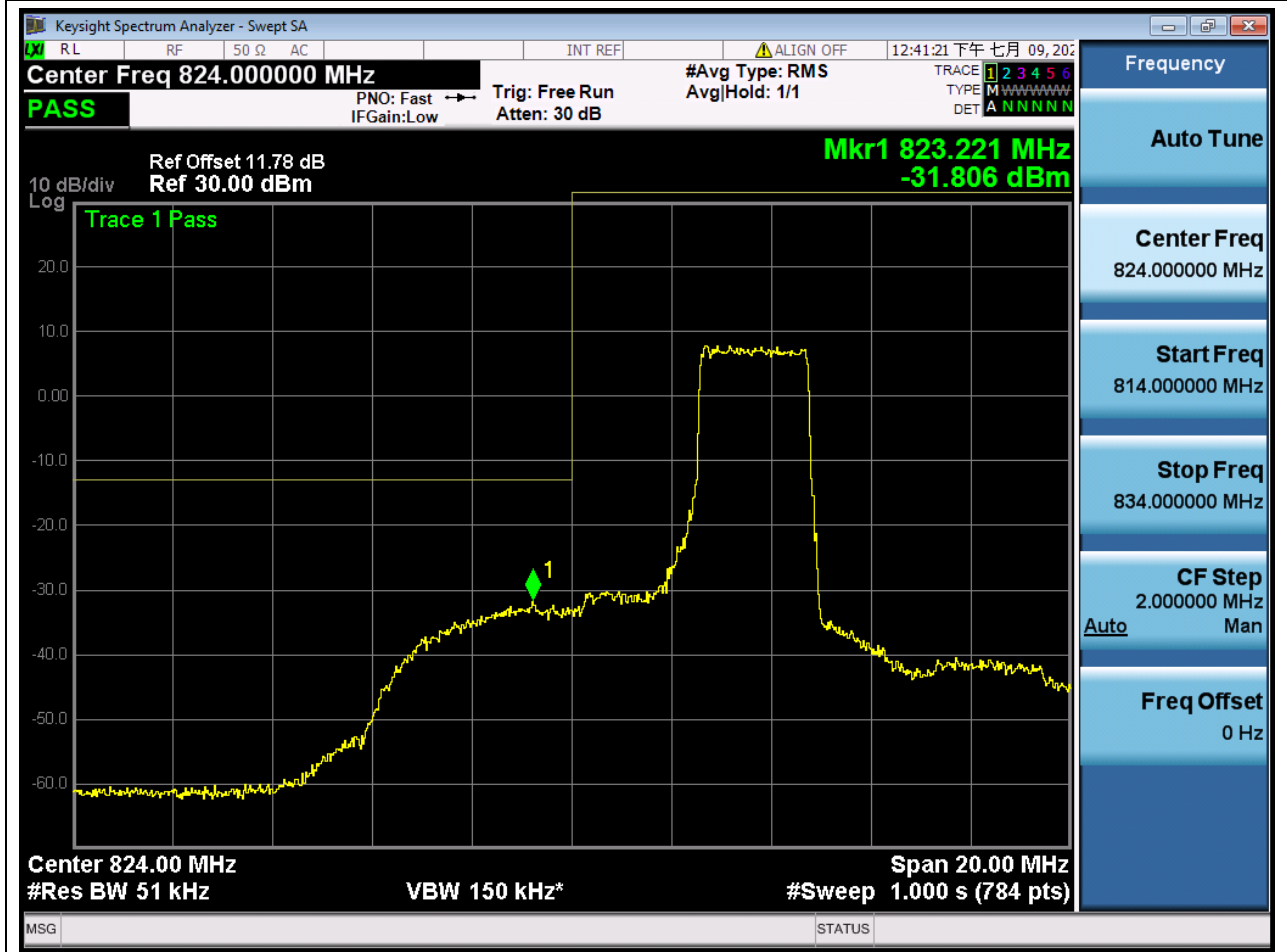
1.61. LTE Band Edge(NTNV)(Subtest:61, Channel:20425, Bandwidth:5, Modulation:QPSK, RB Number: 12, RB Position:MID)

| Center Frequency (MHz) | Span (MHz) | RBW (MHz) | Detector | Frequency (MHz) | Power (dBm) | Verdict | Sweep Point |
|------------------------|------------|-----------|----------|-----------------|-------------|---------|-------------|
| 824 | 20 | 0.051 | RMS | 823.987 | -35.36 | Pass | 784 |



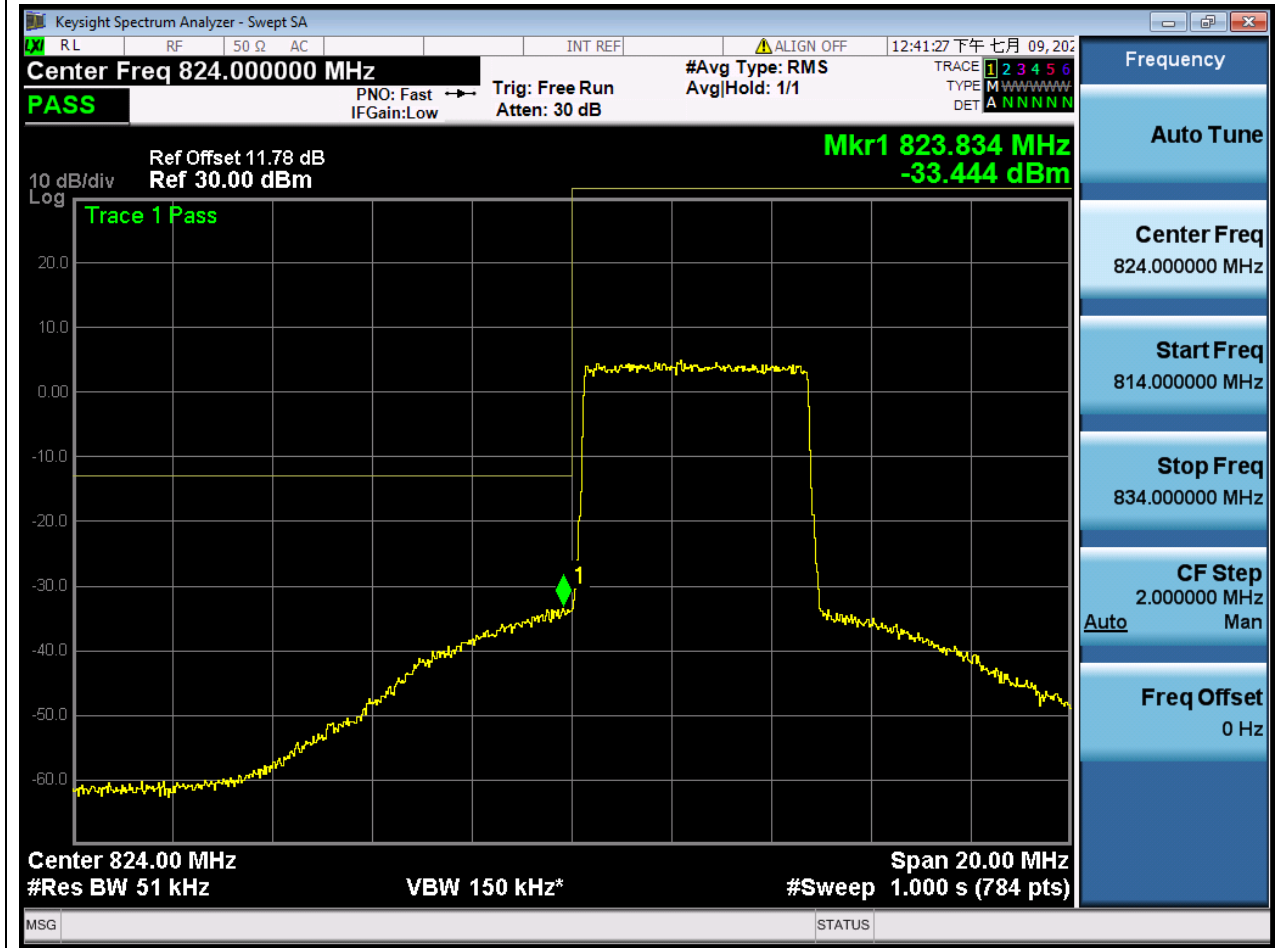
1.62. LTE Band Edge(NTNV)(Subtest:62, Channel:20425, Bandwidth:5, Modulation:QPSK, RB Number: 12, RB Position:HIGH)

| Center Frequency (MHz) | Span (MHz) | RBW (MHz) | Detector | Frequency (MHz) | Power (dBm) | Verdict | Sweep Point |
|------------------------|------------|-----------|----------|-----------------|-------------|---------|-------------|
| 824 | 20 | 0.051 | RMS | 823.221 | -31.81 | Pass | 784 |



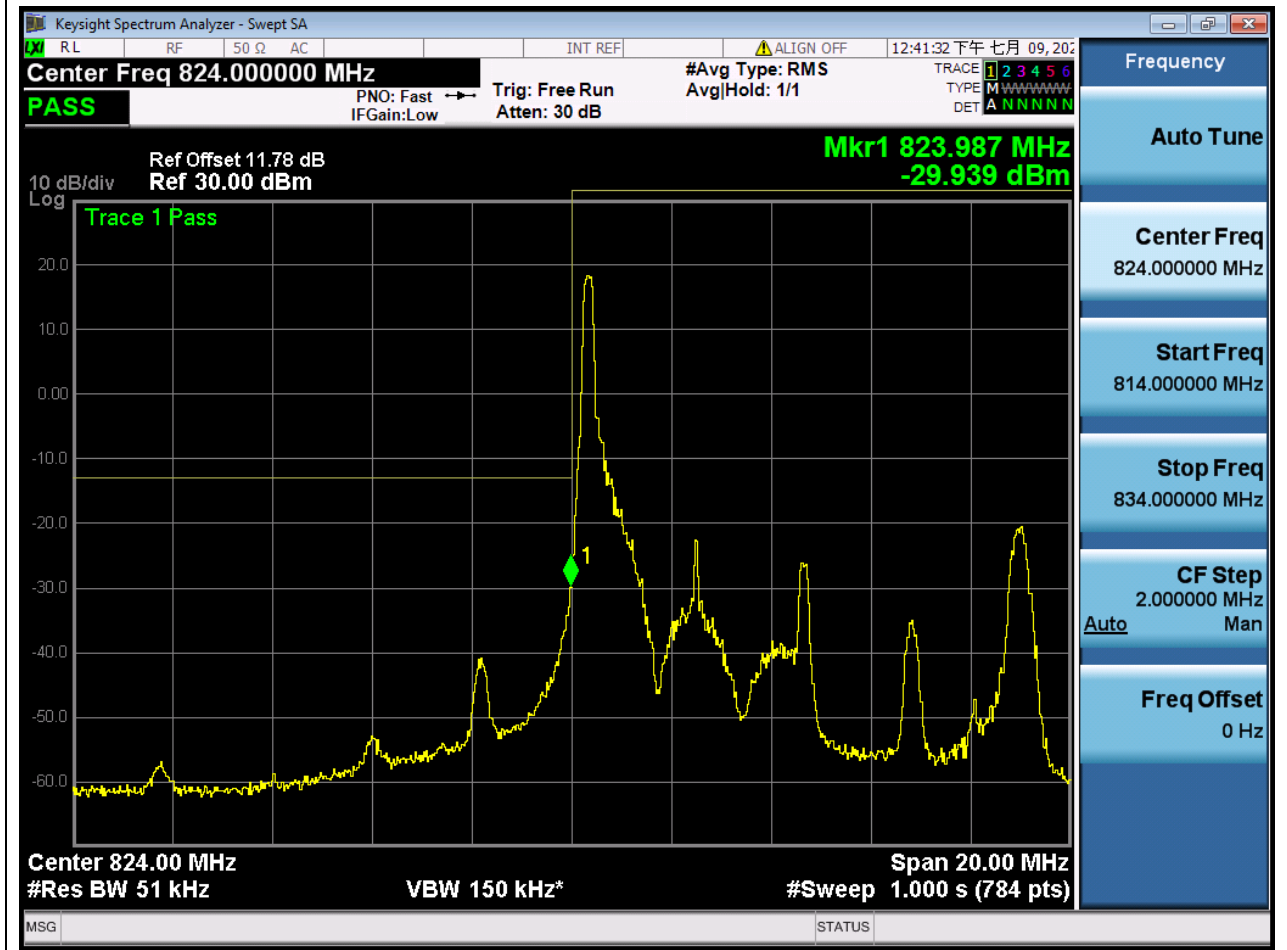
1.63. LTE Band Edge(NTNV)(Subtest:63, Channel:20425, Bandwidth:5, Modulation:QPSK, RB Number: 25, RB Position:LOW)

| Center Frequency (MHz) | Span (MHz) | RBW (MHz) | Detector | Frequency (MHz) | Power (dBm) | Verdict | Sweep Point |
|------------------------|------------|-----------|----------|-----------------|-------------|---------|-------------|
| 824 | 20 | 0.051 | RMS | 823.834 | -33.44 | Pass | 784 |



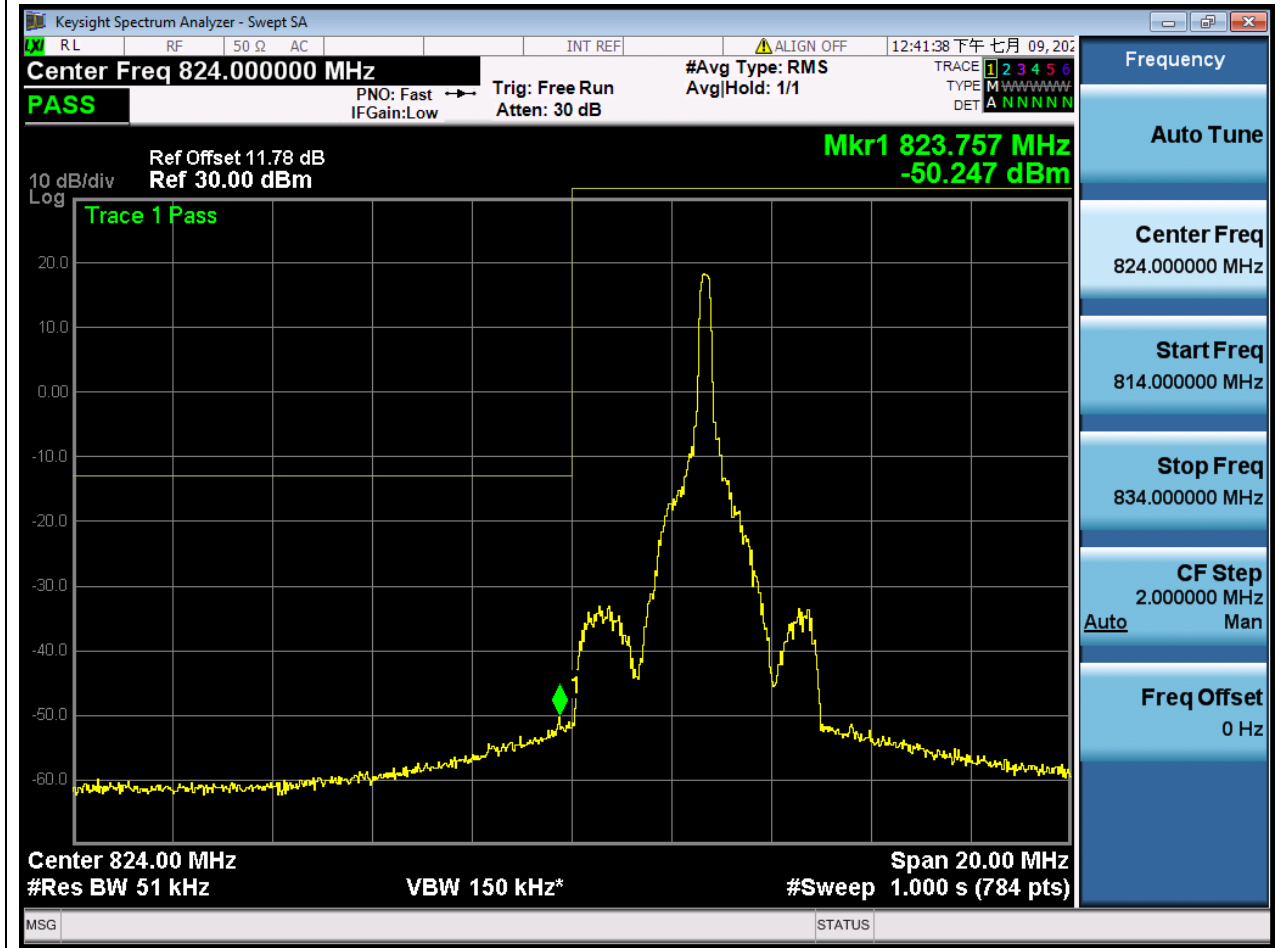
1.64. LTE Band Edge(NTNV)(Subtest:64, Channel:20425, Bandwidth:5, Modulation:Q16, RB Number: 1, RB Position:LOW)

| Center Frequency (MHz) | Span (MHz) | RBW (MHz) | Detector | Frequency (MHz) | Power (dBm) | Verdict | Sweep Point |
|------------------------|------------|-----------|----------|-----------------|-------------|---------|-------------|
| 824 | 20 | 0.051 | RMS | 823.987 | -29.94 | Pass | 784 |



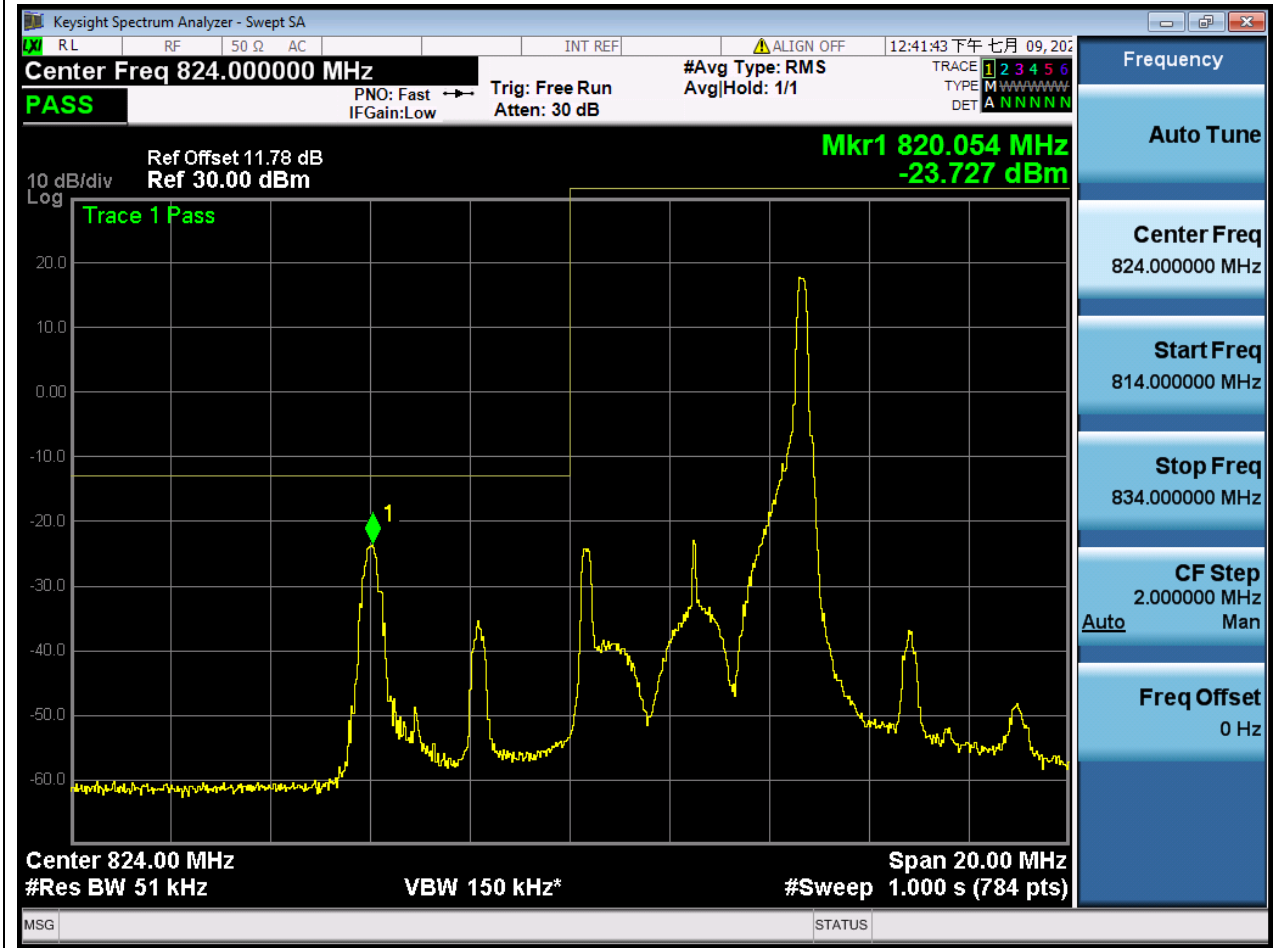
1.65. LTE Band Edge(NTNV)(Subtest:65, Channel:20425, Bandwidth:5, Modulation:Q16, RB Number: 1, RB Position:MID)

| Center Frequency (MHz) | Span (MHz) | RBW (MHz) | Detector | Frequency (MHz) | Power (dBm) | Verdict | Sweep Point |
|------------------------|------------|-----------|----------|-----------------|-------------|---------|-------------|
| 824 | 20 | 0.051 | RMS | 823.757 | -50.25 | Pass | 784 |



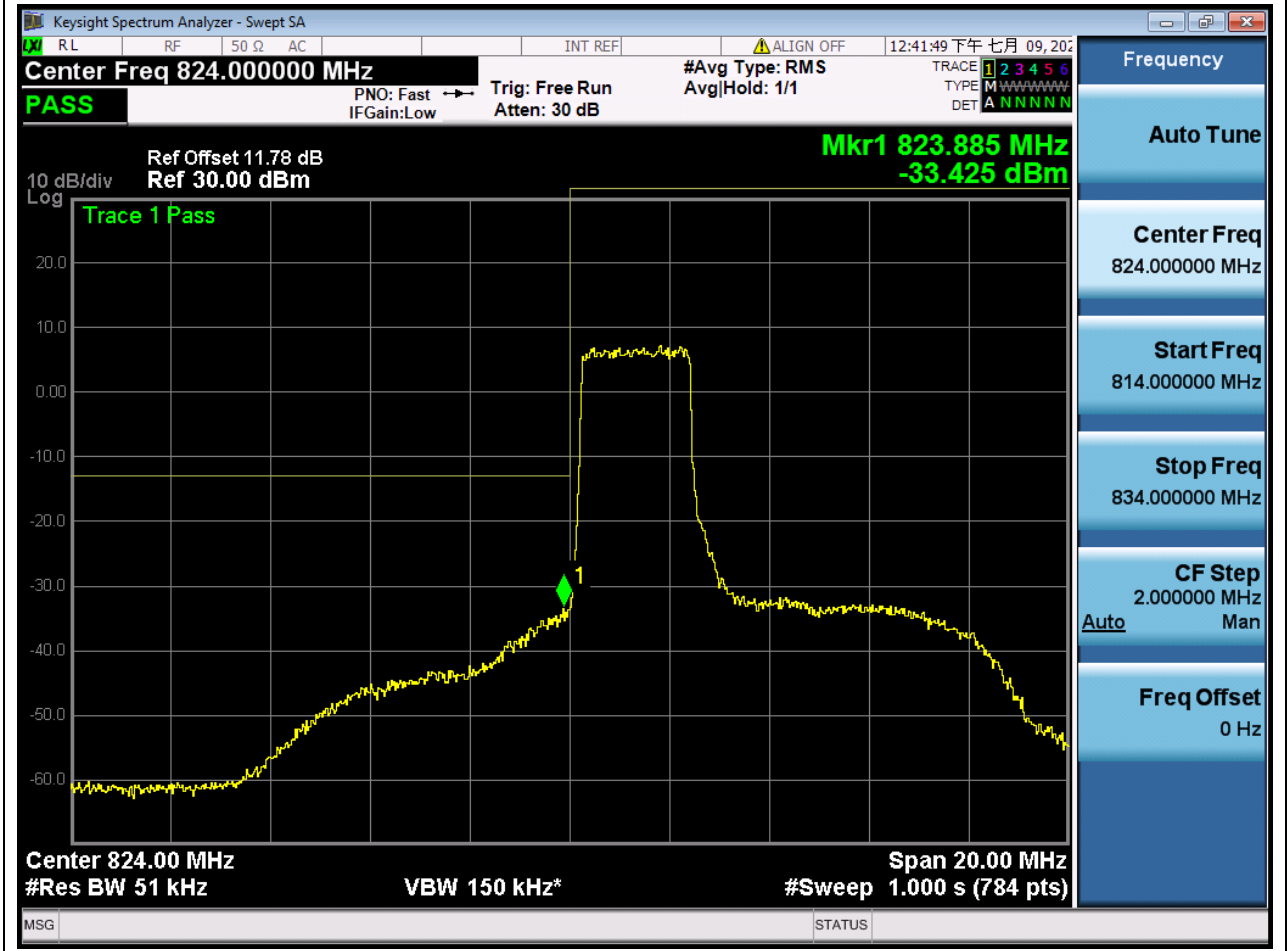
1.66. LTE Band Edge(NTNV)(Subtest:66, Channel:20425, Bandwidth:5, Modulation:Q16, RB Number: 1, RB Position:HIGH)

| Center Frequency (MHz) | Span (MHz) | RBW (MHz) | Detector | Frequency (MHz) | Power (dBm) | Verdict | Sweep Point |
|------------------------|------------|-----------|----------|-----------------|-------------|---------|-------------|
| 824 | 20 | 0.051 | RMS | 820.054 | -23.73 | Pass | 784 |



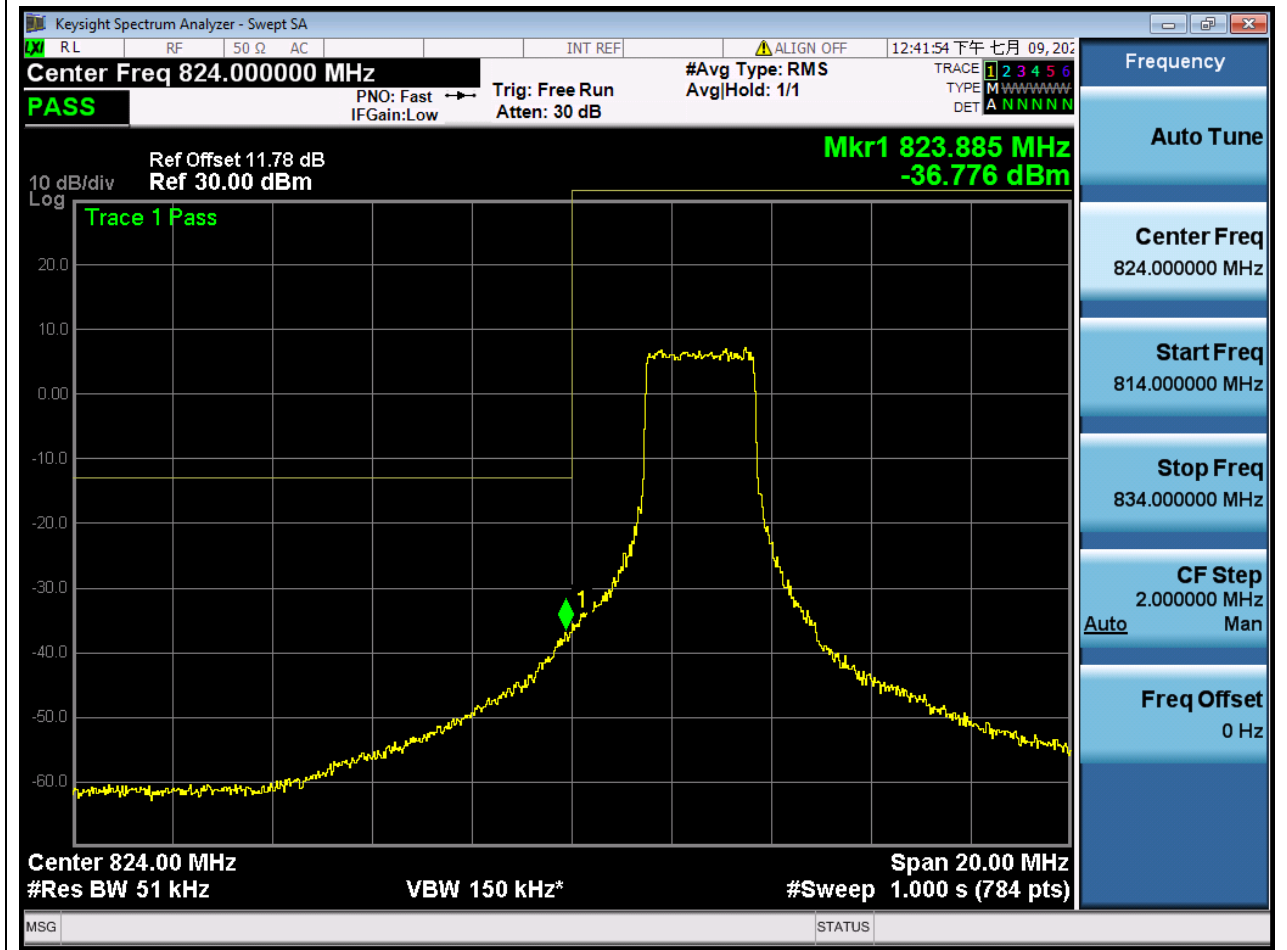
1.67. LTE Band Edge(NTNV)(Subtest:67, Channel:20425, Bandwidth:5, Modulation:Q16, RB Number: 12, RB Position:LOW)

| Center Frequency (MHz) | Span (MHz) | RBW (MHz) | Detector | Frequency (MHz) | Power (dBm) | Verdict | Sweep Point |
|------------------------|------------|-----------|----------|-----------------|-------------|---------|-------------|
| 824 | 20 | 0.051 | RMS | 823.885 | -33.42 | Pass | 784 |



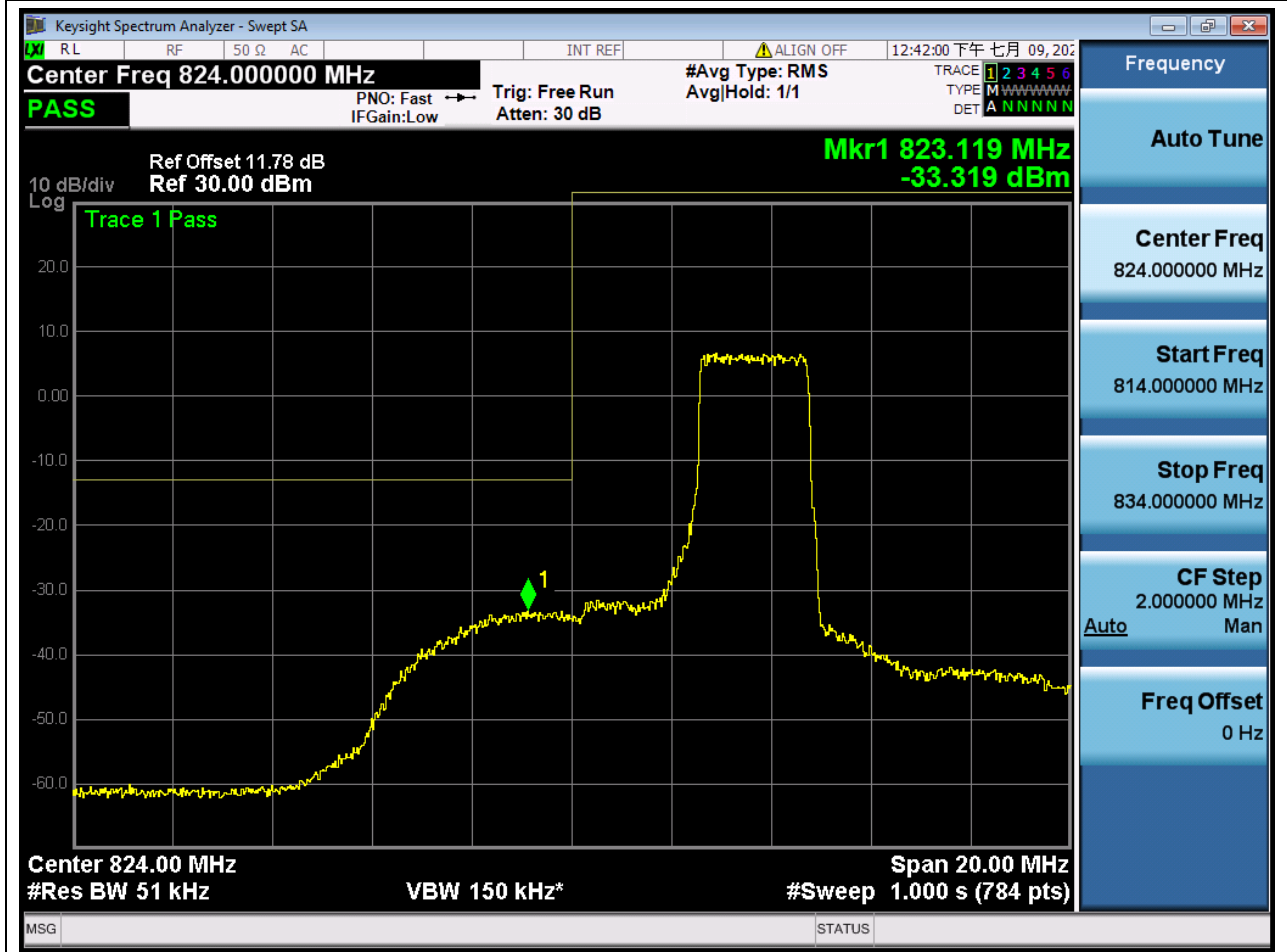
1.68. LTE Band Edge(NTNV)(Subtest:68, Channel:20425, Bandwidth:5, Modulation:Q16, RB Number: 12, RB Position:MID)

| Center Frequency (MHz) | Span (MHz) | RBW (MHz) | Detector | Frequency (MHz) | Power (dBm) | Verdict | Sweep Point |
|------------------------|------------|-----------|----------|-----------------|-------------|---------|-------------|
| 824 | 20 | 0.051 | RMS | 823.885 | -36.78 | Pass | 784 |



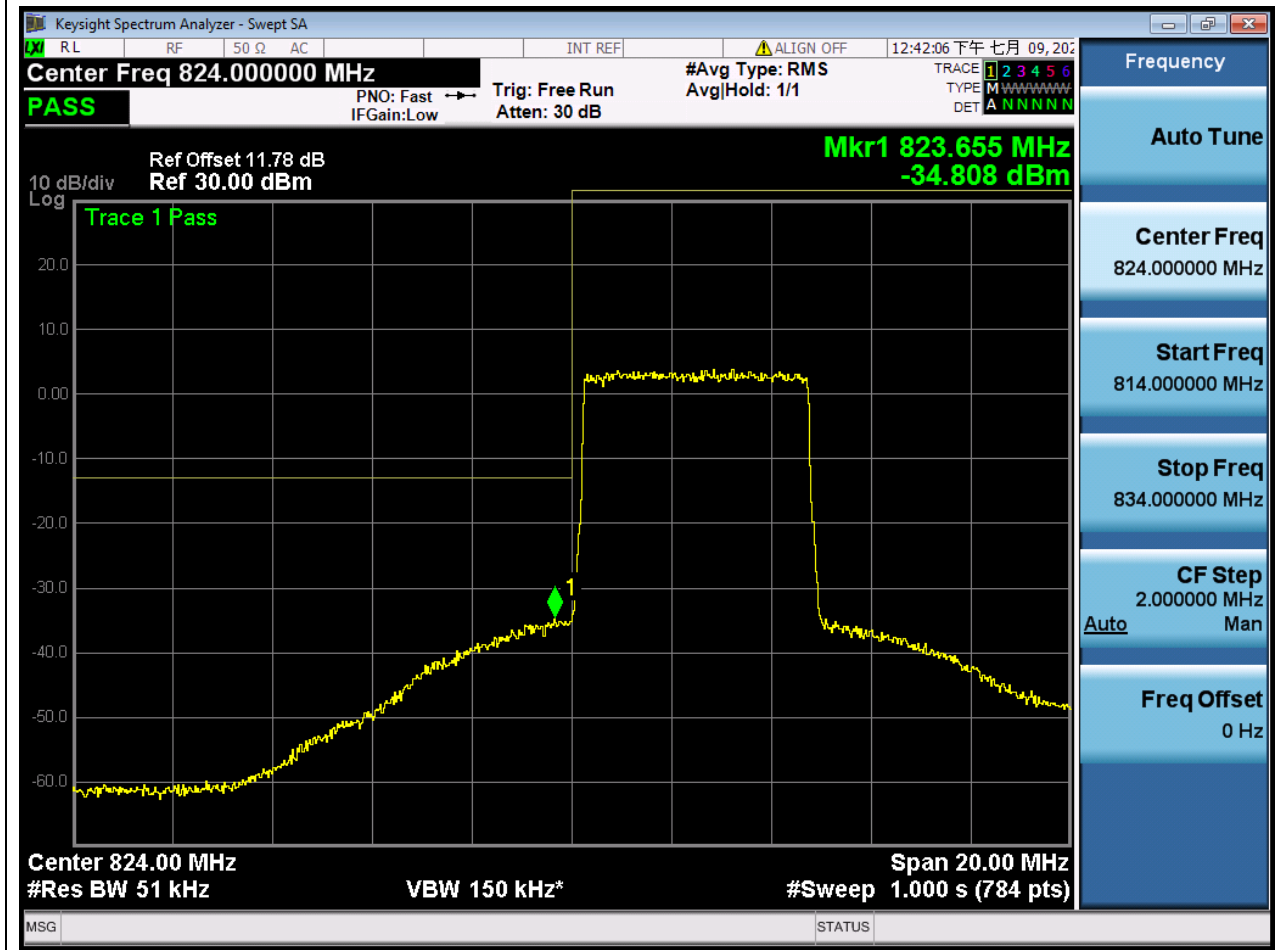
1.69. LTE Band Edge(NTNV)(Subtest:69, Channel:20425, Bandwidth:5, Modulation:Q16, RB Number: 12, RB Position:HIGH)

| Center Frequency (MHz) | Span (MHz) | RBW (MHz) | Detector | Frequency (MHz) | Power (dBm) | Verdict | Sweep Point |
|------------------------|------------|-----------|----------|-----------------|-------------|---------|-------------|
| 824 | 20 | 0.051 | RMS | 823.119 | -33.32 | Pass | 784 |



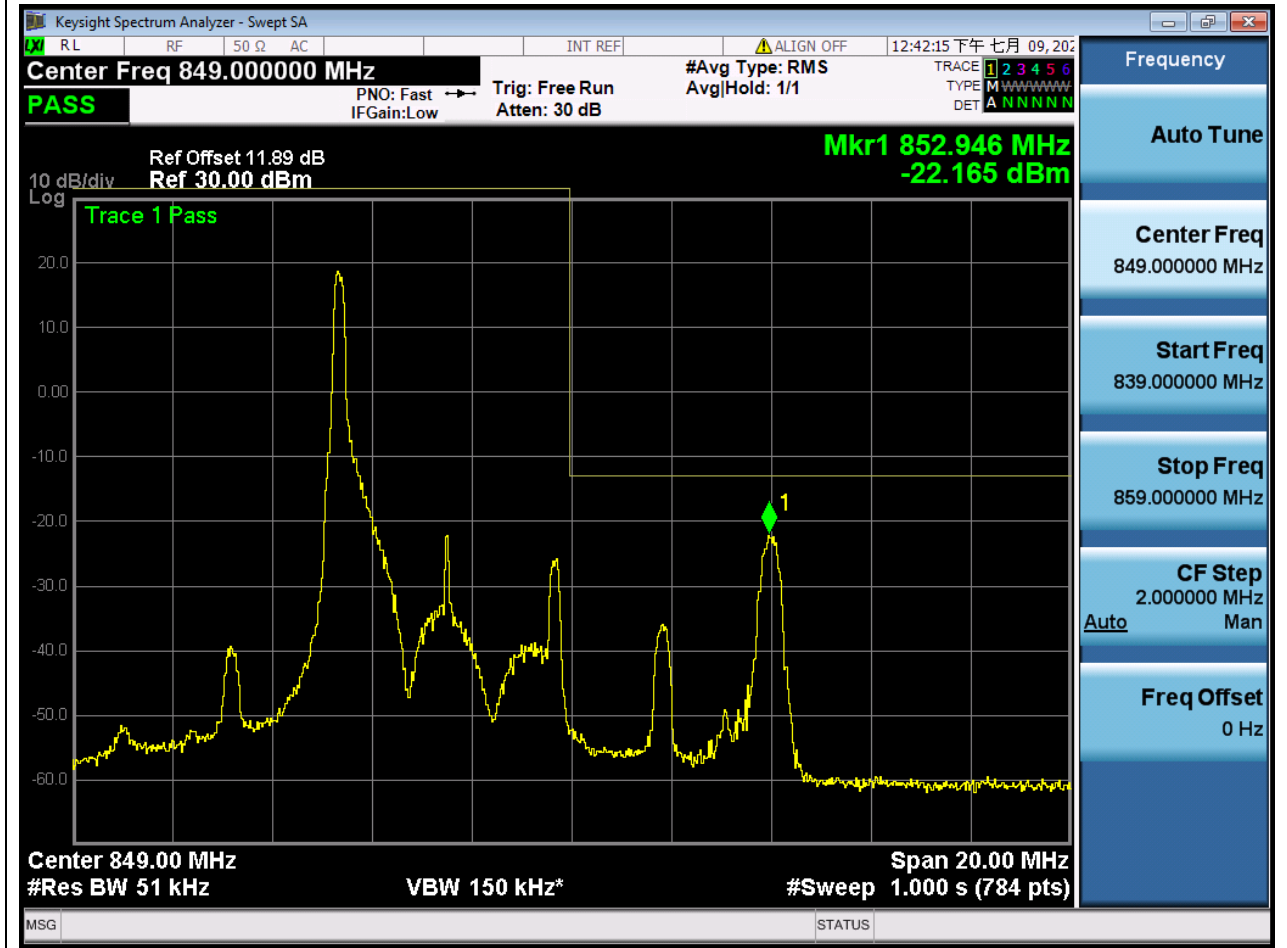
1.70. LTE Band Edge(NTNV)(Subtest:70, Channel:20425, Bandwidth:5, Modulation:Q16, RB Number: 25, RB Position:LOW)

| Center Frequency (MHz) | Span (MHz) | RBW (MHz) | Detector | Frequency (MHz) | Power (dBm) | Verdict | Sweep Point |
|------------------------|------------|-----------|----------|-----------------|-------------|---------|-------------|
| 824 | 20 | 0.051 | RMS | 823.655 | -34.81 | Pass | 784 |



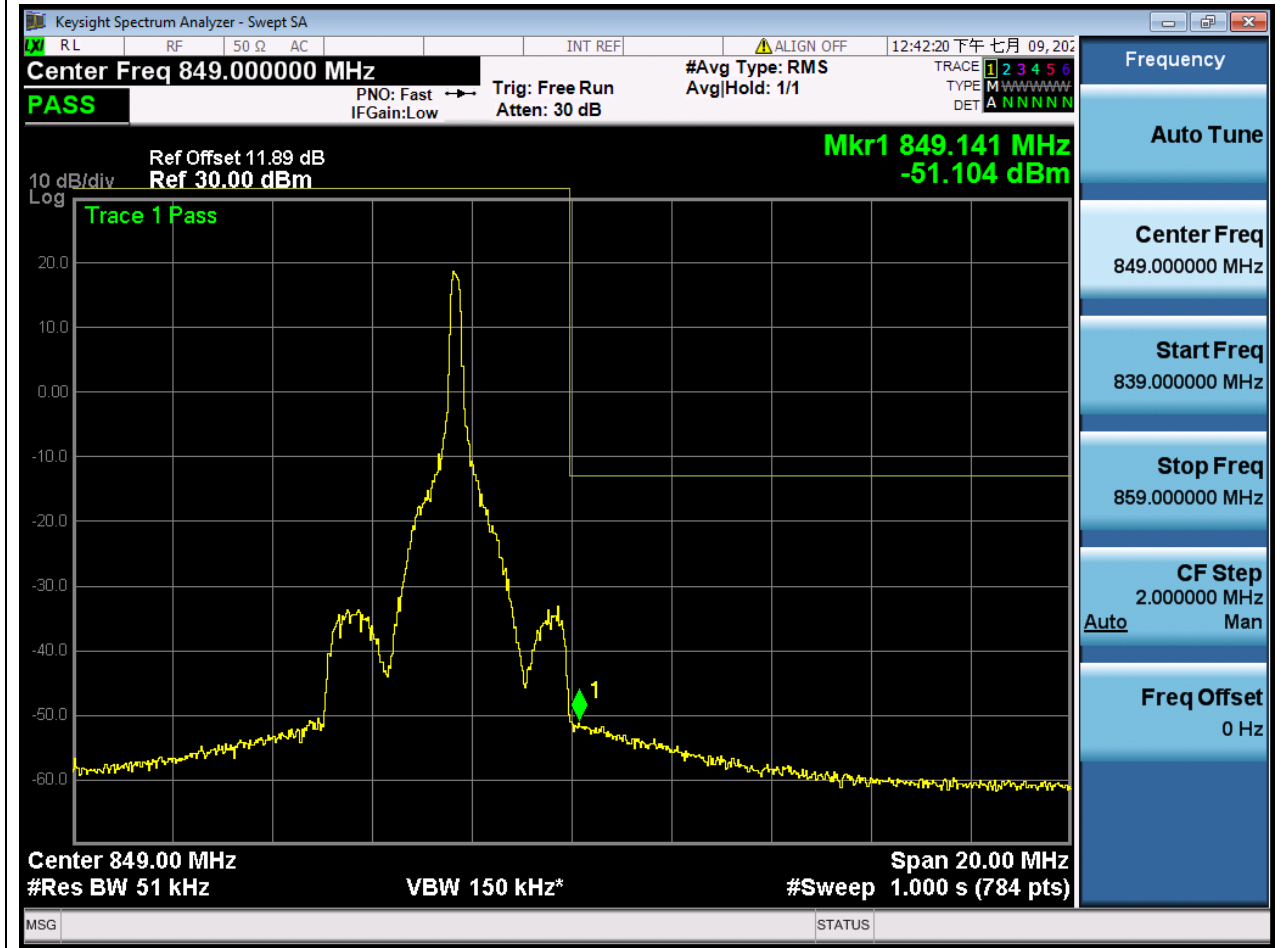
1.71. LTE Band Edge(NTNV)(Subtest:71, Channel:20625, Bandwidth:5, Modulation:QPSK, RB Number: 1, RB Position:LOW)

| Center Frequency (MHz) | Span (MHz) | RBW (MHz) | Detector | Frequency (MHz) | Power (dBm) | Verdict | Sweep Point |
|------------------------|------------|-----------|----------|-----------------|-------------|---------|-------------|
| 849 | 20 | 0.051 | RMS | 852.946 | -22.17 | Pass | 784 |



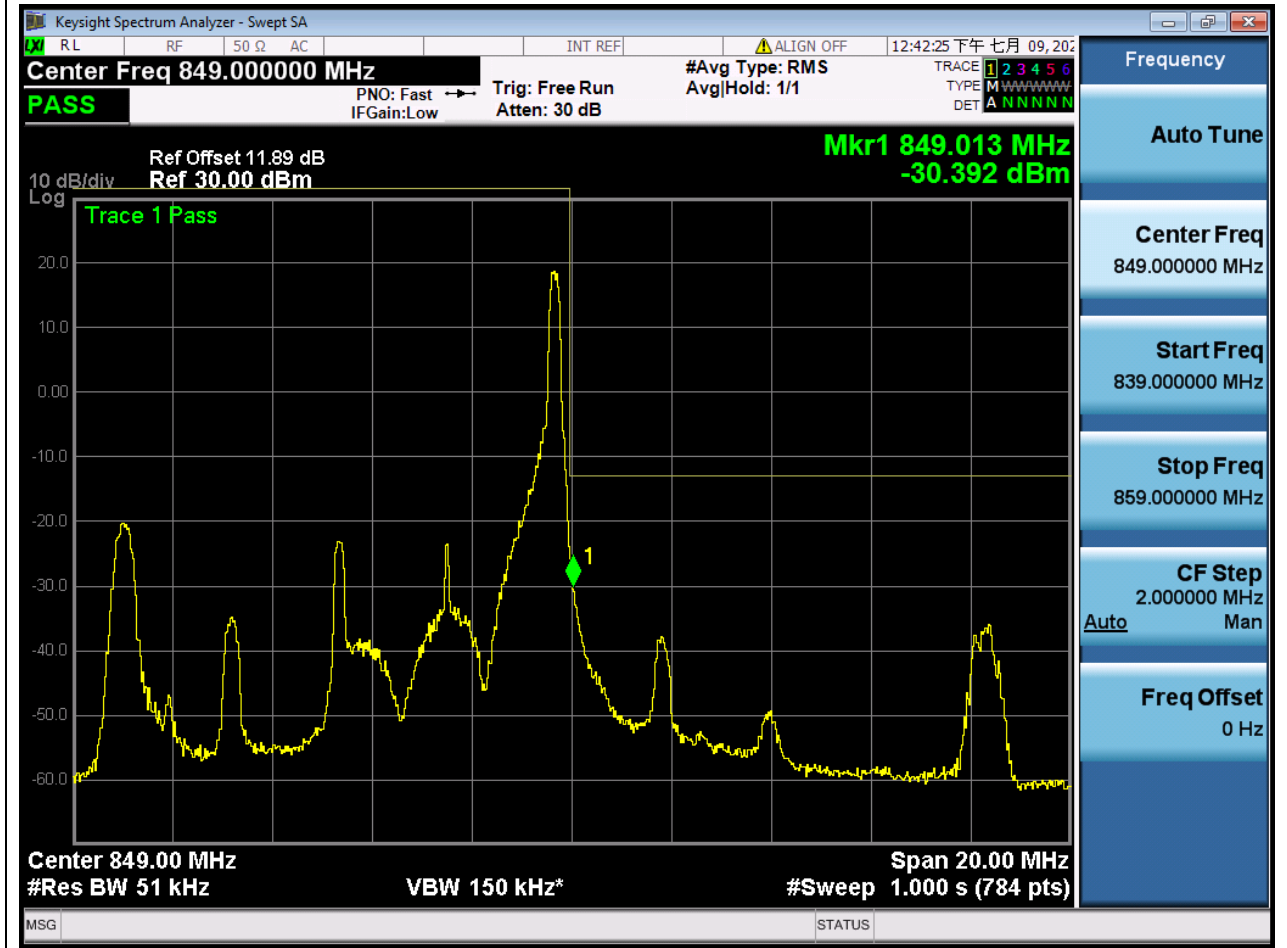
1.72. LTE Band Edge(NTNV)(Subtest:72, Channel:20625, Bandwidth:5, Modulation:QPSK, RB Number: 1, RB Position:MID)

| Center Frequency (MHz) | Span (MHz) | RBW (MHz) | Detector | Frequency (MHz) | Power (dBm) | Verdict | Sweep Point |
|------------------------|------------|-----------|----------|-----------------|-------------|---------|-------------|
| 849 | 20 | 0.051 | RMS | 849.141 | -51.1 | Pass | 784 |



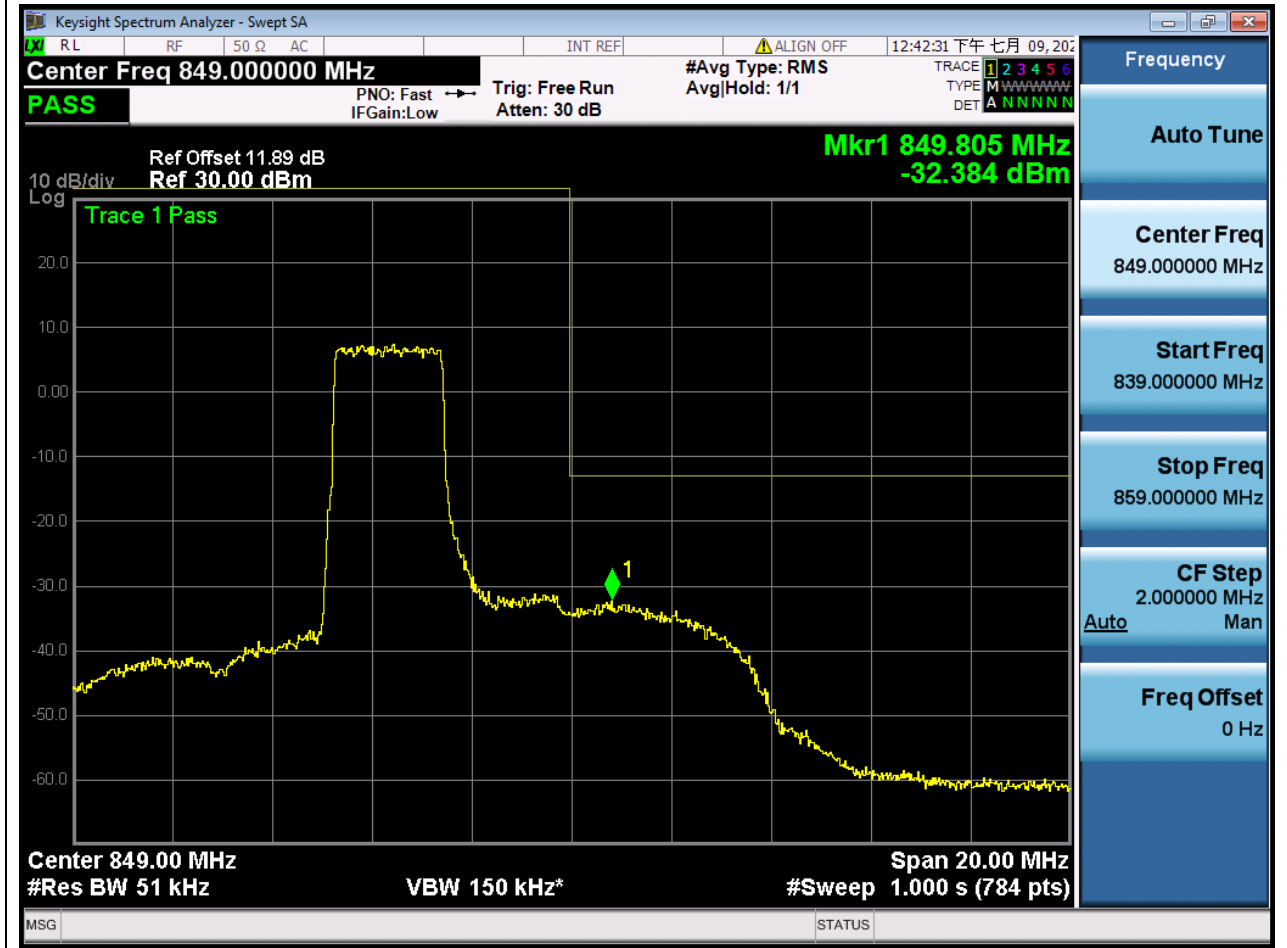
1.73. LTE Band Edge(NTNV)(Subtest:73, Channel:20625, Bandwidth:5, Modulation:QPSK, RB Number: 1, RB Position:HIGH)

| Center Frequency (MHz) | Span (MHz) | RBW (MHz) | Detector | Frequency (MHz) | Power (dBm) | Verdict | Sweep Point |
|------------------------|------------|-----------|----------|-----------------|-------------|---------|-------------|
| 849 | 20 | 0.051 | RMS | 849.013 | -30.39 | Pass | 784 |



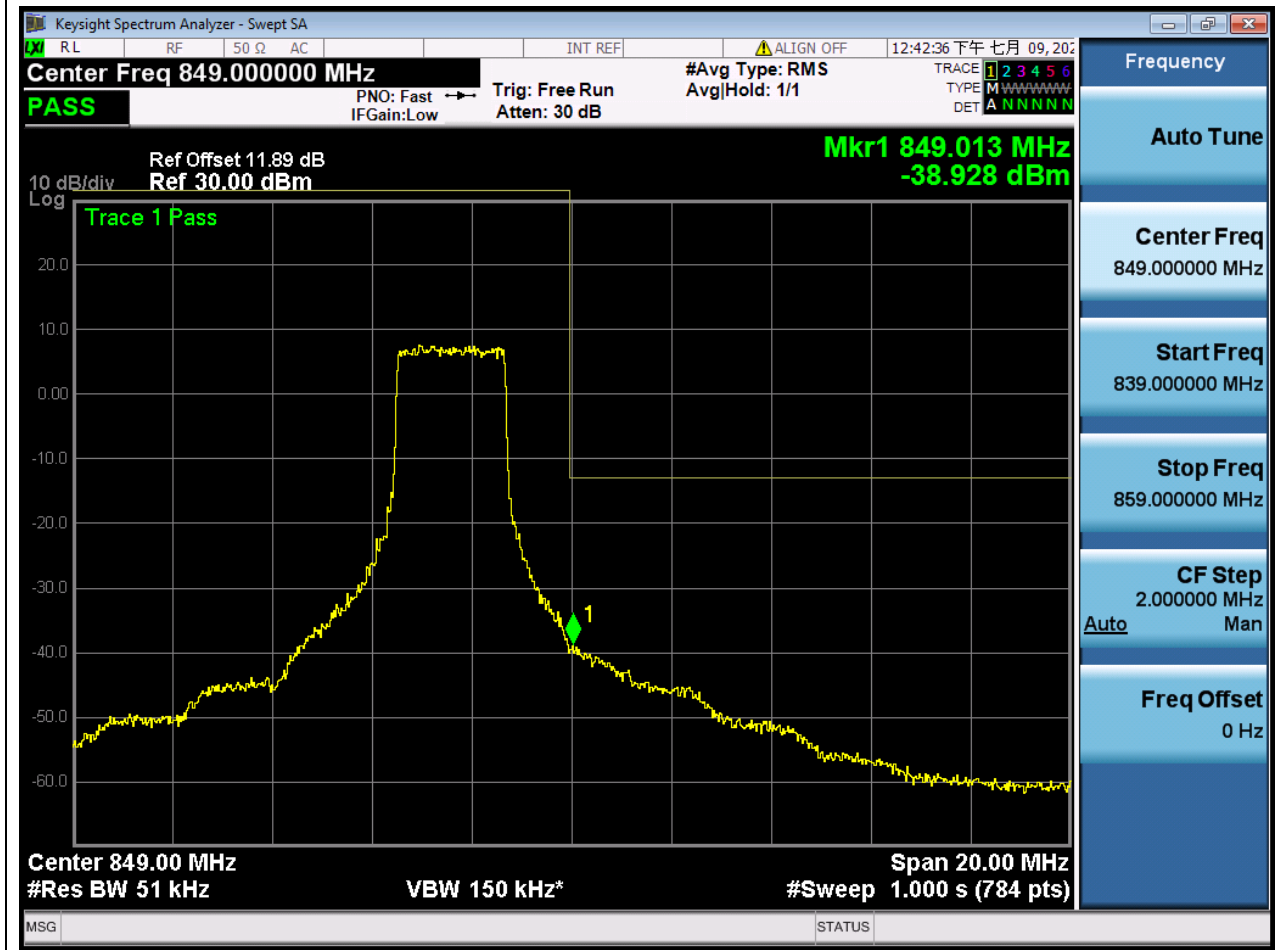
1.74. LTE Band Edge(NTNV)(Subtest:74, Channel:20625, Bandwidth:5, Modulation:QPSK, RB Number: 12, RB Position:LOW)

| Center Frequency (MHz) | Span (MHz) | RBW (MHz) | Detector | Frequency (MHz) | Power (dBm) | Verdict | Sweep Point |
|------------------------|------------|-----------|----------|-----------------|-------------|---------|-------------|
| 849 | 20 | 0.051 | RMS | 849.805 | -32.38 | Pass | 784 |



1.75. LTE Band Edge(NTNV)(Subtest:75, Channel:20625, Bandwidth:5, Modulation:QPSK, RB Number: 12, RB Position:MID)

| Center Frequency (MHz) | Span (MHz) | RBW (MHz) | Detector | Frequency (MHz) | Power (dBm) | Verdict | Sweep Point |
|------------------------|------------|-----------|----------|-----------------|-------------|---------|-------------|
| 849 | 20 | 0.051 | RMS | 849.013 | -38.93 | Pass | 784 |



1.76. LTE Band Edge(NTNV)(Subtest:76, Channel:20625, Bandwidth:5, Modulation:QPSK, RB Number: 12, RB Position:HIGH)

| Center Frequency (MHz) | Span (MHz) | RBW (MHz) | Detector | Frequency (MHz) | Power (dBm) | Verdict | Sweep Point |
|------------------------|------------|-----------|----------|-----------------|-------------|---------|-------------|
| 849 | 20 | 0.051 | RMS | 849.192 | -35.95 | Pass | 784 |



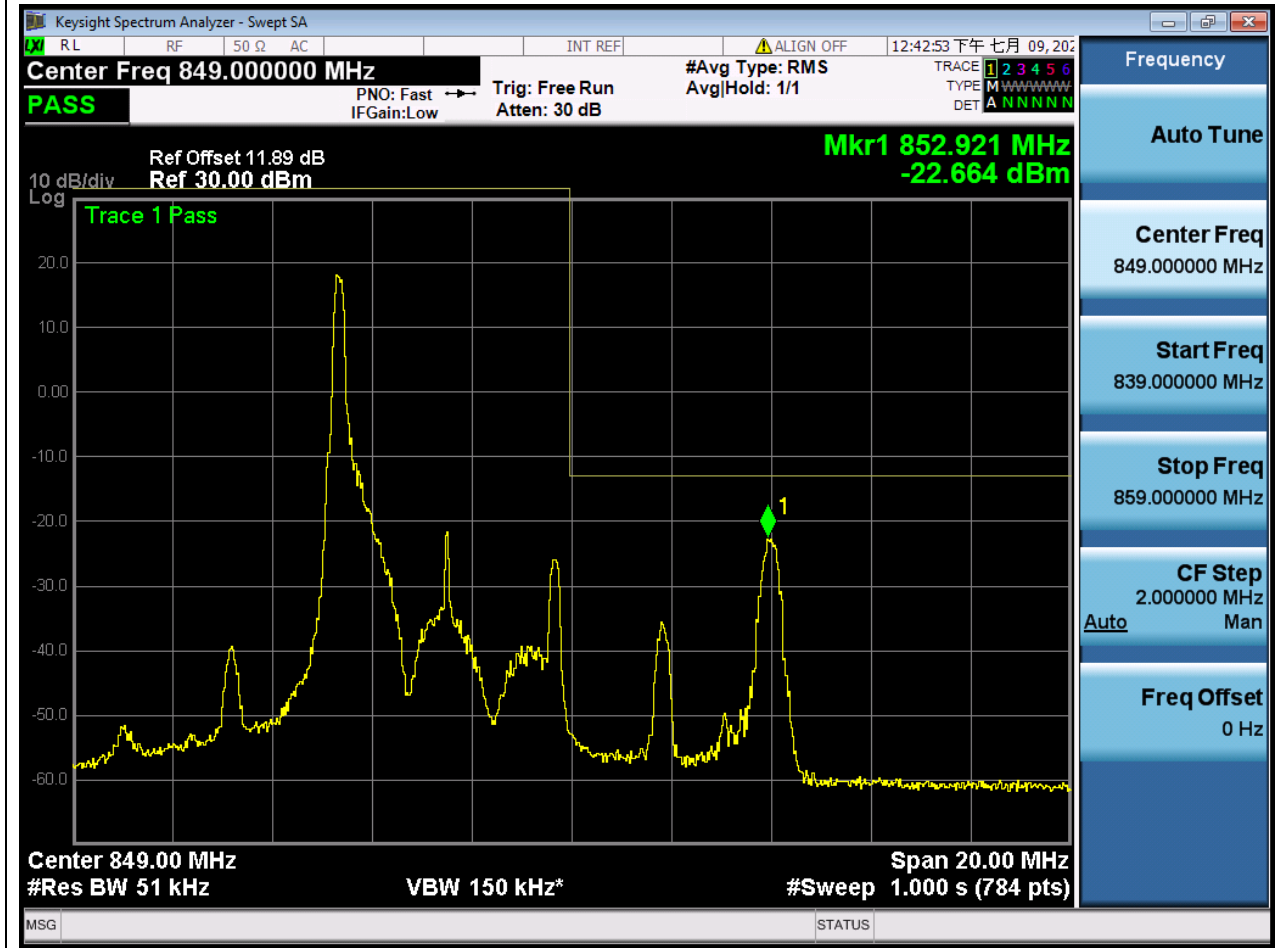
1.77. LTE Band Edge(NTNV)(Subtest:77, Channel:20625, Bandwidth:5, Modulation:QPSK, RB Number: 25, RB Position:LOW)

| Center Frequency (MHz) | Span (MHz) | RBW (MHz) | Detector | Frequency (MHz) | Power (dBm) | Verdict | Sweep Point |
|------------------------|------------|-----------|----------|-----------------|-------------|---------|-------------|
| 849 | 20 | 0.051 | RMS | 849.115 | -34.86 | Pass | 784 |



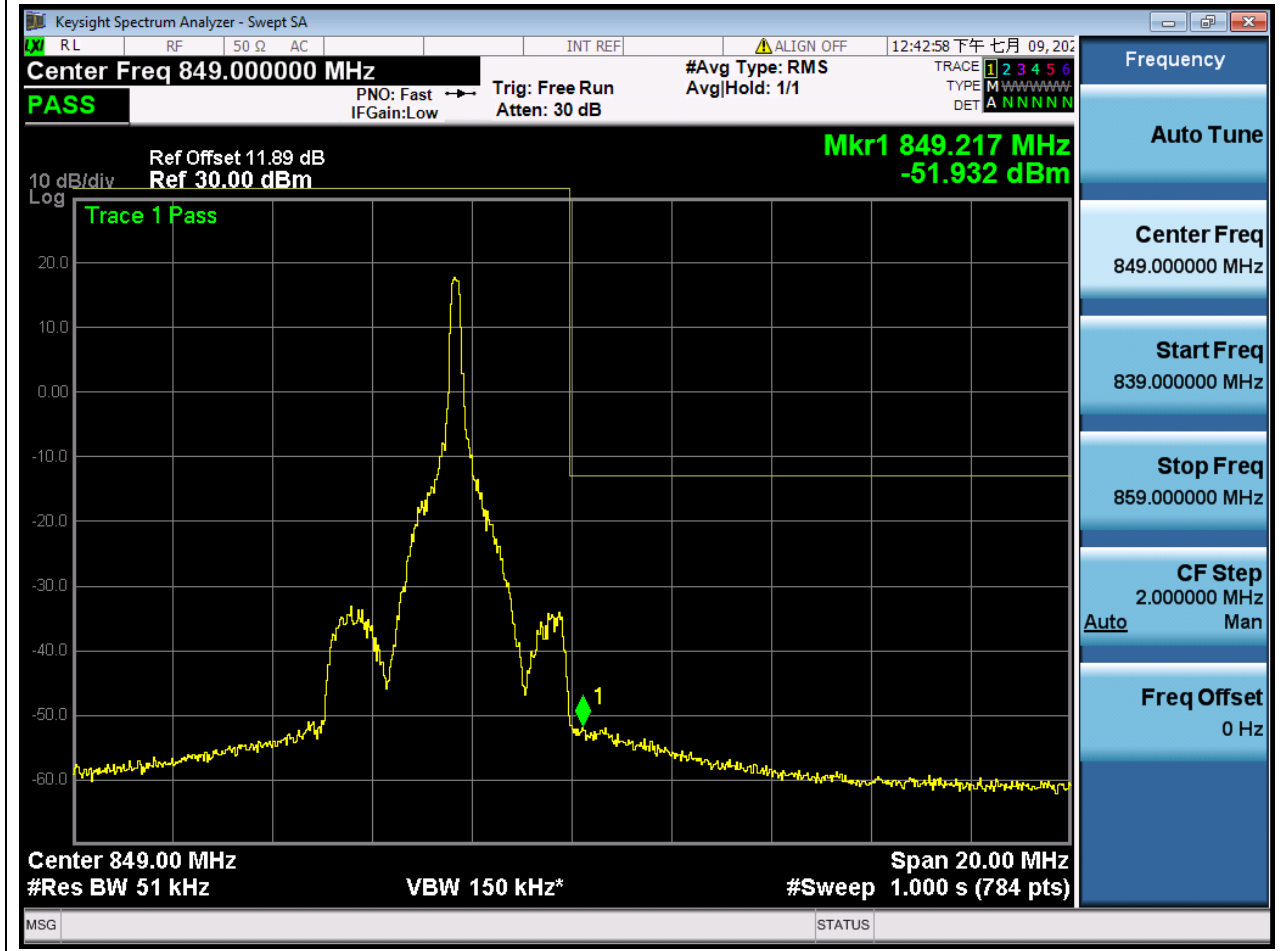
1.78. LTE Band Edge(NTNV)(Subtest:78, Channel:20625, Bandwidth:5, Modulation:Q16, RB Number: 1, RB Position:LOW)

| Center Frequency (MHz) | Span (MHz) | RBW (MHz) | Detector | Frequency (MHz) | Power (dBm) | Verdict | Sweep Point |
|------------------------|------------|-----------|----------|-----------------|-------------|---------|-------------|
| 849 | 20 | 0.051 | RMS | 852.921 | -22.66 | Pass | 784 |



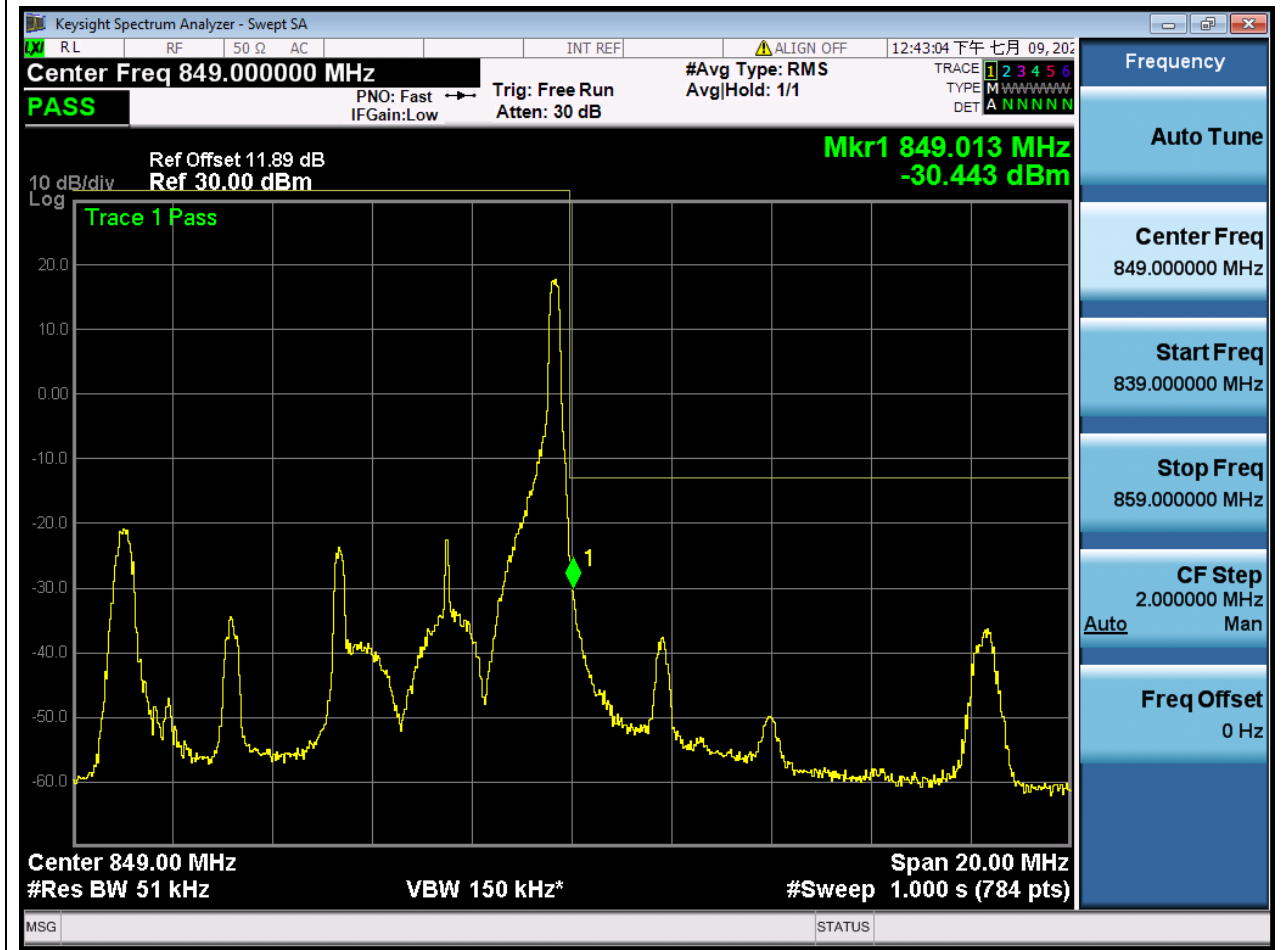
1.79. LTE Band Edge(NTNV)(Subtest:79, Channel:20625, Bandwidth:5, Modulation:Q16, RB Number: 1, RB Position:MID)

| Center Frequency (MHz) | Span (MHz) | RBW (MHz) | Detector | Frequency (MHz) | Power (dBm) | Verdict | Sweep Point |
|------------------------|------------|-----------|----------|-----------------|-------------|---------|-------------|
| 849 | 20 | 0.051 | RMS | 849.217 | -51.93 | Pass | 784 |



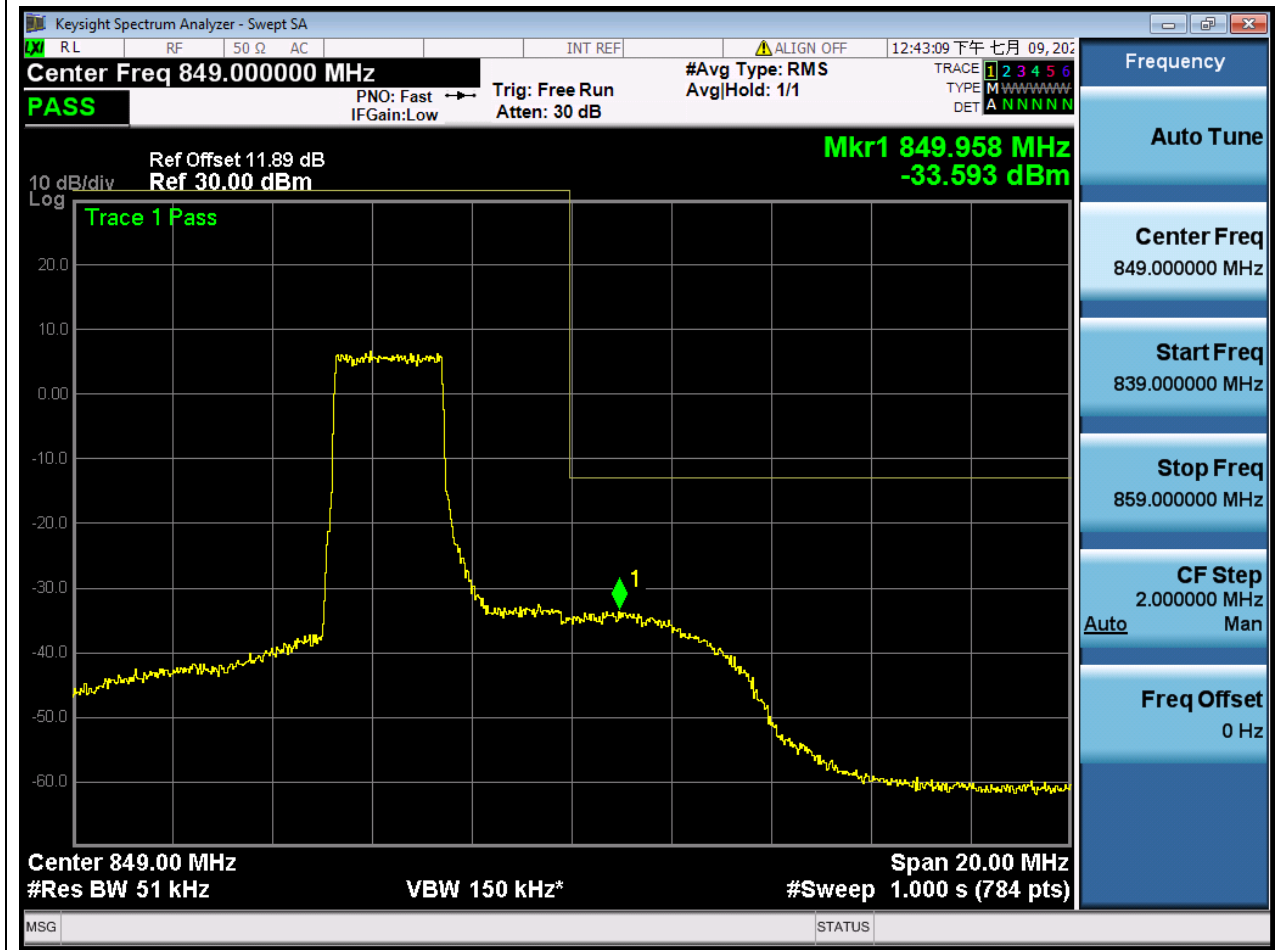
1.80. LTE Band Edge(NTNV)(Subtest:80, Channel:20625, Bandwidth:5, Modulation:Q16, RB Number: 1, RB Position:HIGH)

| Center Frequency (MHz) | Span (MHz) | RBW (MHz) | Detector | Frequency (MHz) | Power (dBm) | Verdict | Sweep Point |
|------------------------|------------|-----------|----------|-----------------|-------------|---------|-------------|
| 849 | 20 | 0.051 | RMS | 849.013 | -30.44 | Pass | 784 |



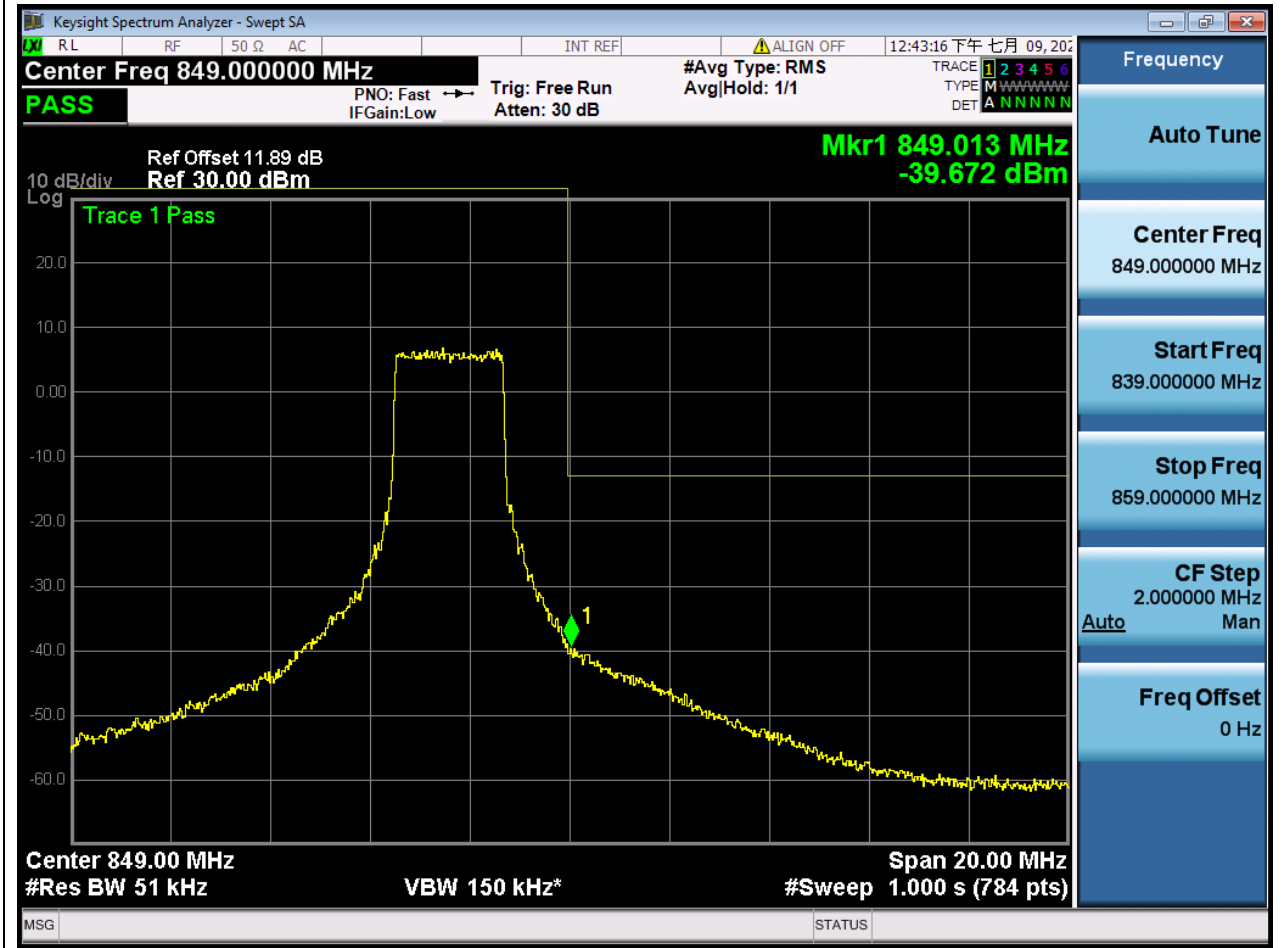
1.81. LTE Band Edge(NTNV)(Subtest:81, Channel:20625, Bandwidth:5, Modulation:Q16, RB Number: 12, RB Position:LOW)

| Center Frequency (MHz) | Span (MHz) | RBW (MHz) | Detector | Frequency (MHz) | Power (dBm) | Verdict | Sweep Point |
|------------------------|------------|-----------|----------|-----------------|-------------|---------|-------------|
| 849 | 20 | 0.051 | RMS | 849.958 | -33.59 | Pass | 784 |



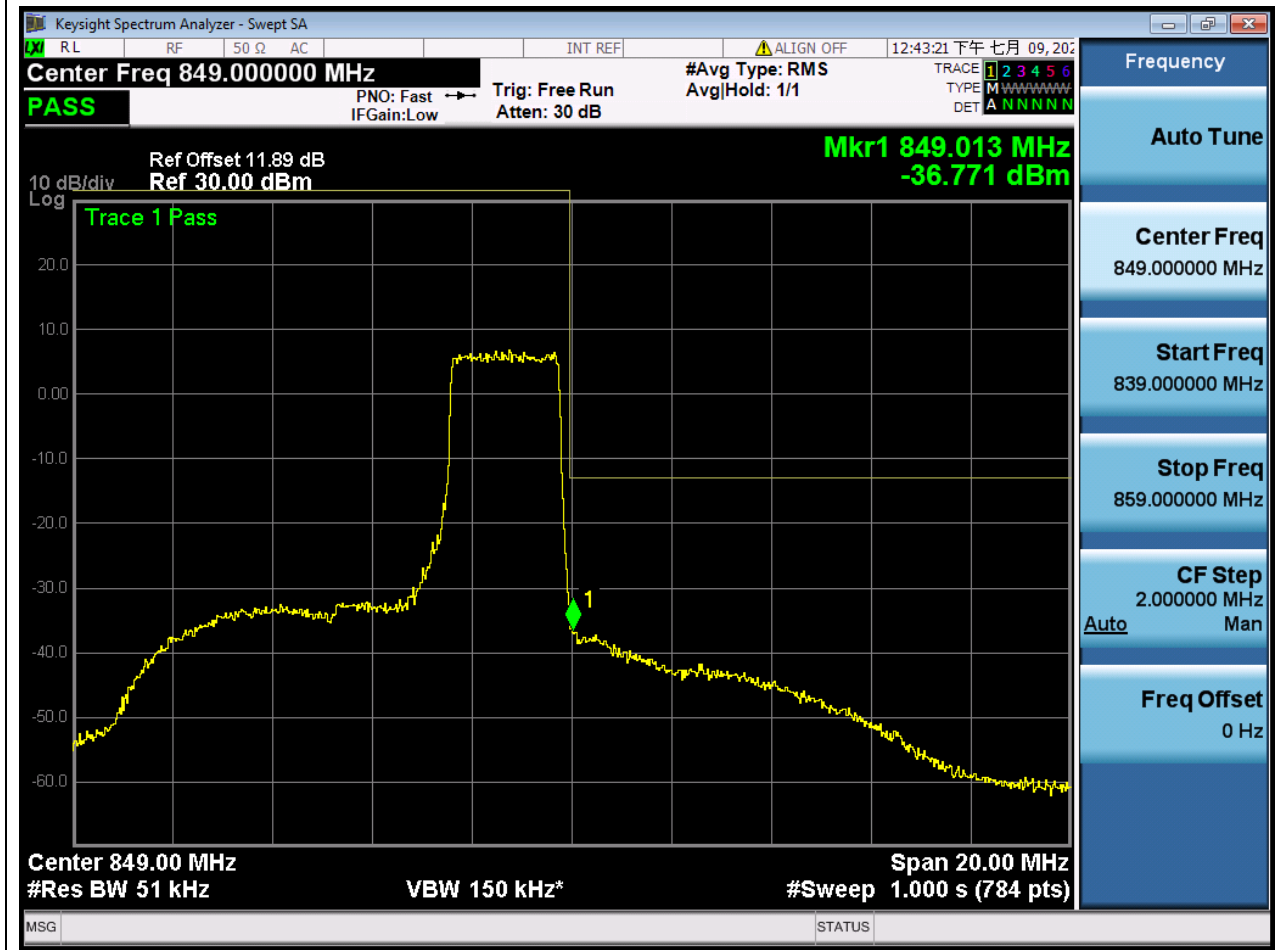
1.82. LTE Band Edge(NTNV)(Subtest:82, Channel:20625, Bandwidth:5, Modulation:Q16, RB Number: 12, RB Position:MID)

| Center Frequency (MHz) | Span (MHz) | RBW (MHz) | Detector | Frequency (MHz) | Power (dBm) | Verdict | Sweep Point |
|------------------------|------------|-----------|----------|-----------------|-------------|---------|-------------|
| 849 | 20 | 0.051 | RMS | 849.013 | -39.67 | Pass | 784 |



1.83. LTE Band Edge(NTNV)(Subtest:83, Channel:20625, Bandwidth:5, Modulation:Q16, RB Number: 12, RB Position:HIGH)

| Center Frequency (MHz) | Span (MHz) | RBW (MHz) | Detector | Frequency (MHz) | Power (dBm) | Verdict | Sweep Point |
|------------------------|------------|-----------|----------|-----------------|-------------|---------|-------------|
| 849 | 20 | 0.051 | RMS | 849.013 | -36.77 | Pass | 784 |



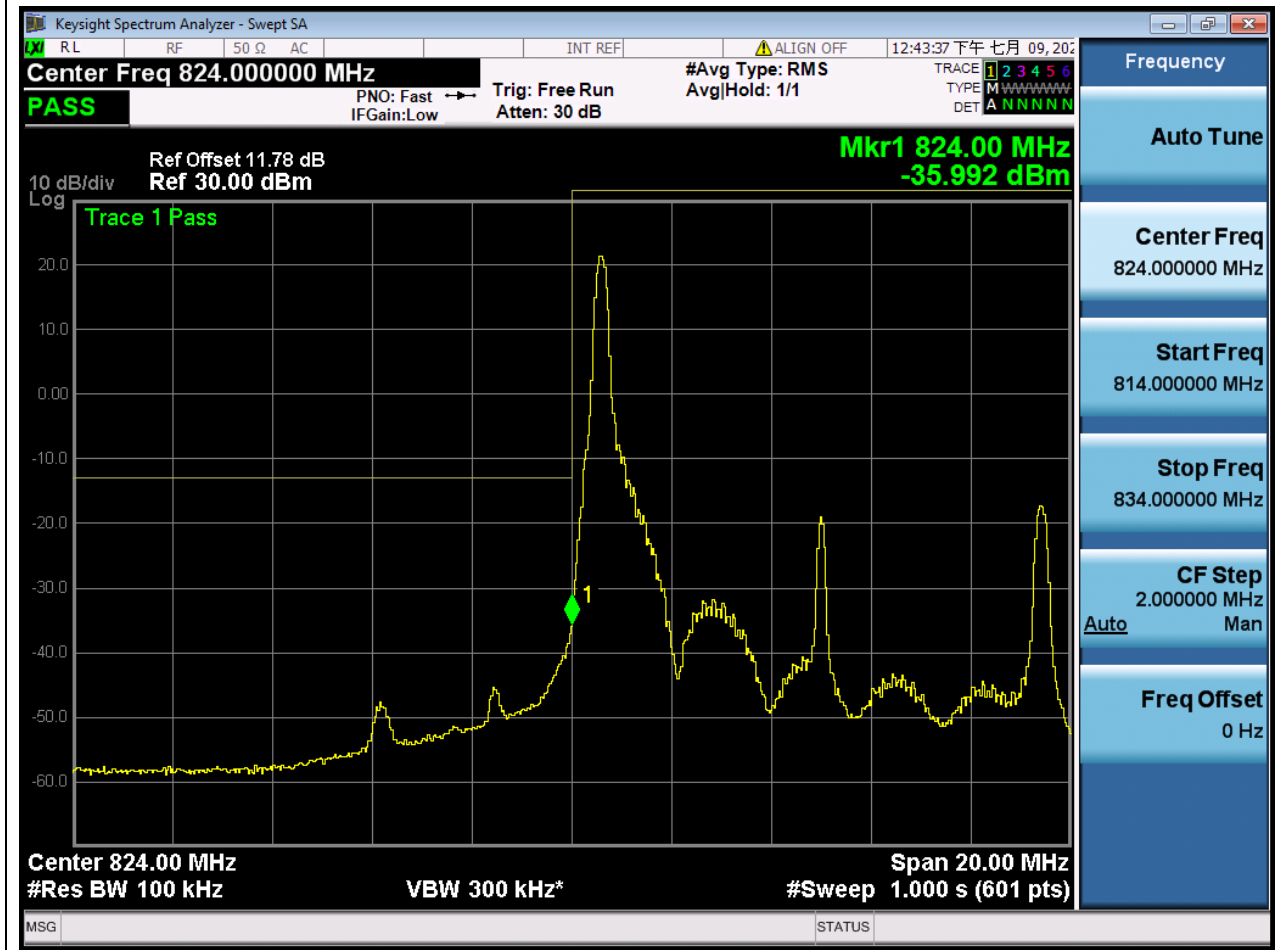
1.84. LTE Band Edge(NTNV)(Subtest:84, Channel:20625, Bandwidth:5, Modulation:Q16, RB Number: 25, RB Position:LOW)

| Center Frequency (MHz) | Span (MHz) | RBW (MHz) | Detector | Frequency (MHz) | Power (dBm) | Verdict | Sweep Point |
|------------------------|------------|-----------|----------|-----------------|-------------|---------|-------------|
| 849 | 20 | 0.051 | RMS | 849.268 | -36.14 | Pass | 784 |



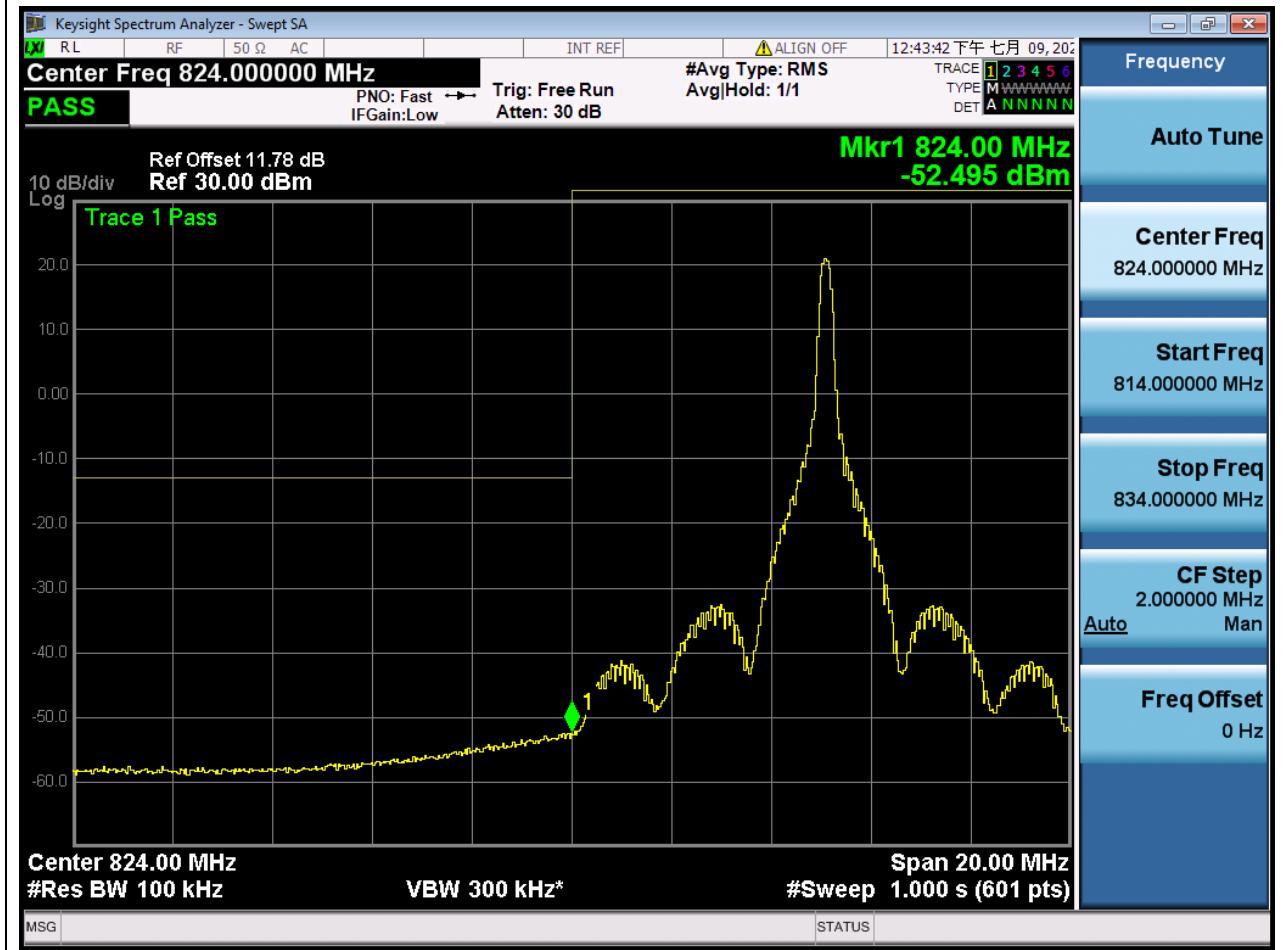
1.85. LTE Band Edge(NTNV)(Subtest:85, Channel:20450, Bandwidth:10, Modulation:QPSK, RB Number: 1, RB Position:LOW)

| Center Frequency (MHz) | Span (MHz) | RBW (MHz) | Detector | Frequency (MHz) | Power (dBm) | Verdict | Sweep Point |
|------------------------|------------|-----------|----------|-----------------|-------------|---------|-------------|
| 824 | 20 | 0.1 | RMS | 824 | -35.99 | Pass | 601 |



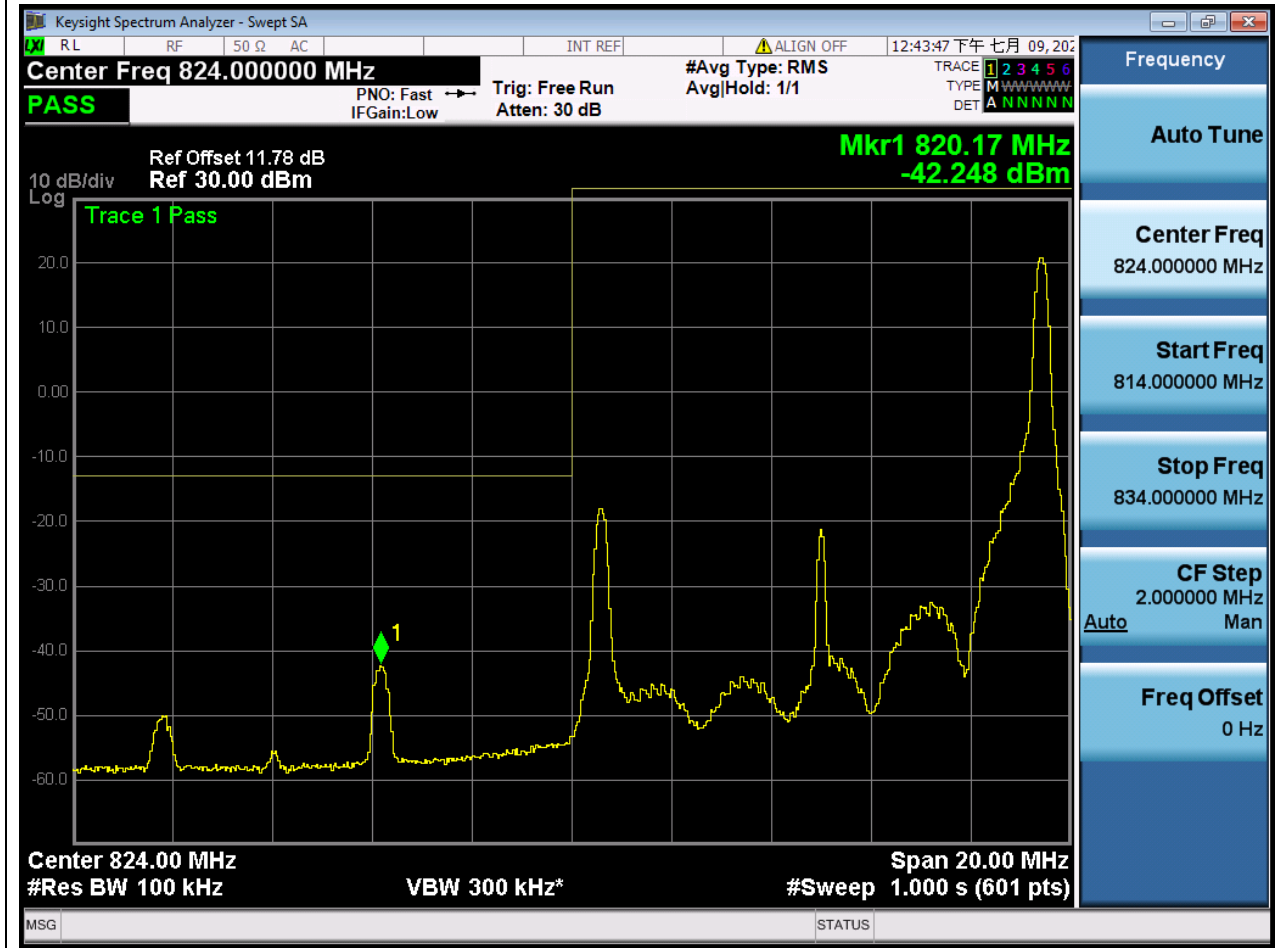
1.86. LTE Band Edge(NTNV)(Subtest:86, Channel:20450, Bandwidth:10, Modulation:QPSK, RB Number: 1, RB Position:MID)

| Center Frequency (MHz) | Span (MHz) | RBW (MHz) | Detector | Frequency (MHz) | Power (dBm) | Verdict | Sweep Point |
|------------------------|------------|-----------|----------|-----------------|-------------|---------|-------------|
| 824 | 20 | 0.1 | RMS | 824 | -52.49 | Pass | 601 |



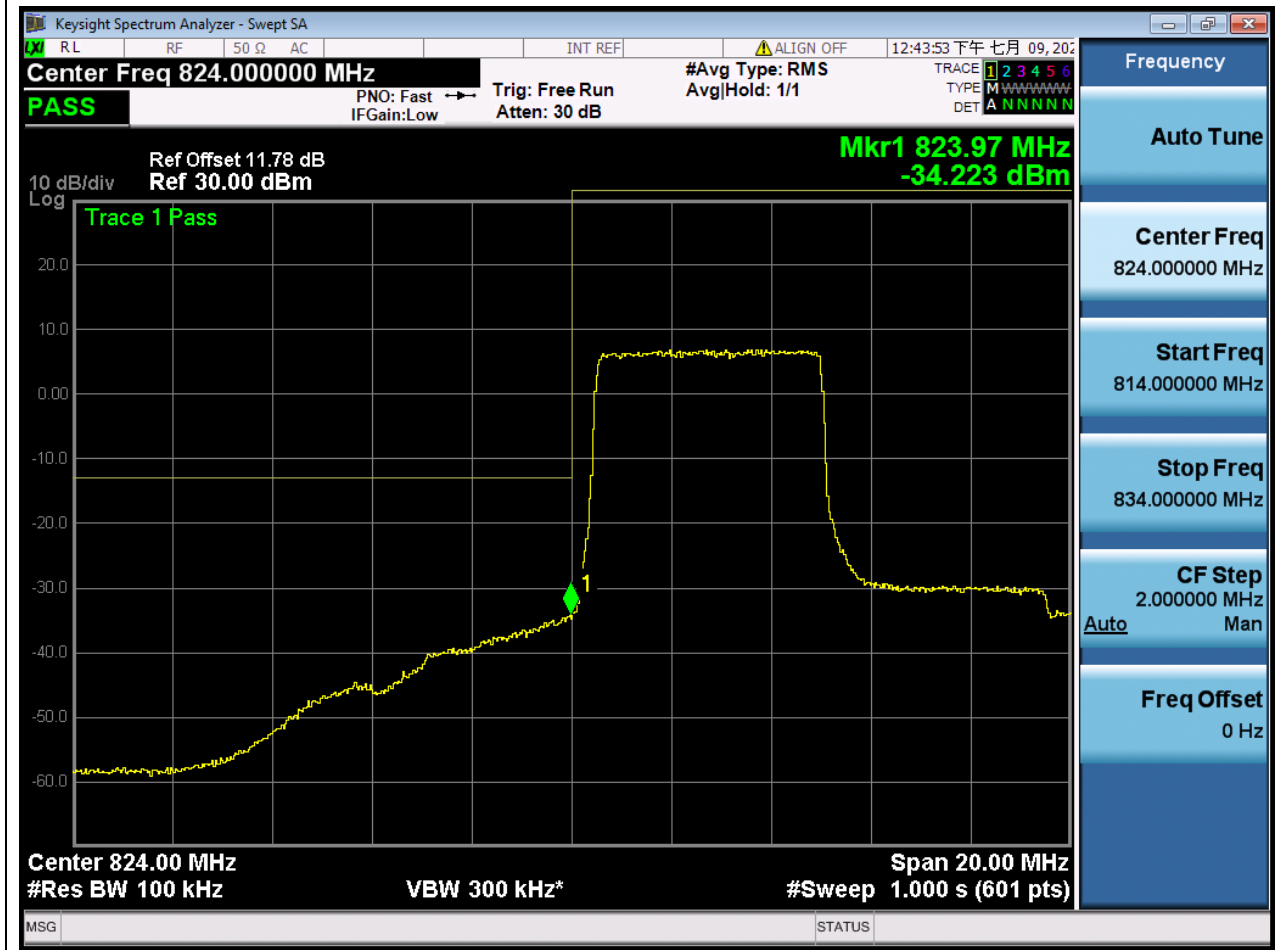
1.87. LTE Band Edge(NTNV)(Subtest:87, Channel:20450, Bandwidth:10, Modulation:QPSK, RB Number: 1, RB Position:HIGH)

| Center Frequency (MHz) | Span (MHz) | RBW (MHz) | Detector | Frequency (MHz) | Power (dBm) | Verdict | Sweep Point |
|------------------------|------------|-----------|----------|-----------------|-------------|---------|-------------|
| 824 | 20 | 0.1 | RMS | 820.167 | -42.25 | Pass | 601 |



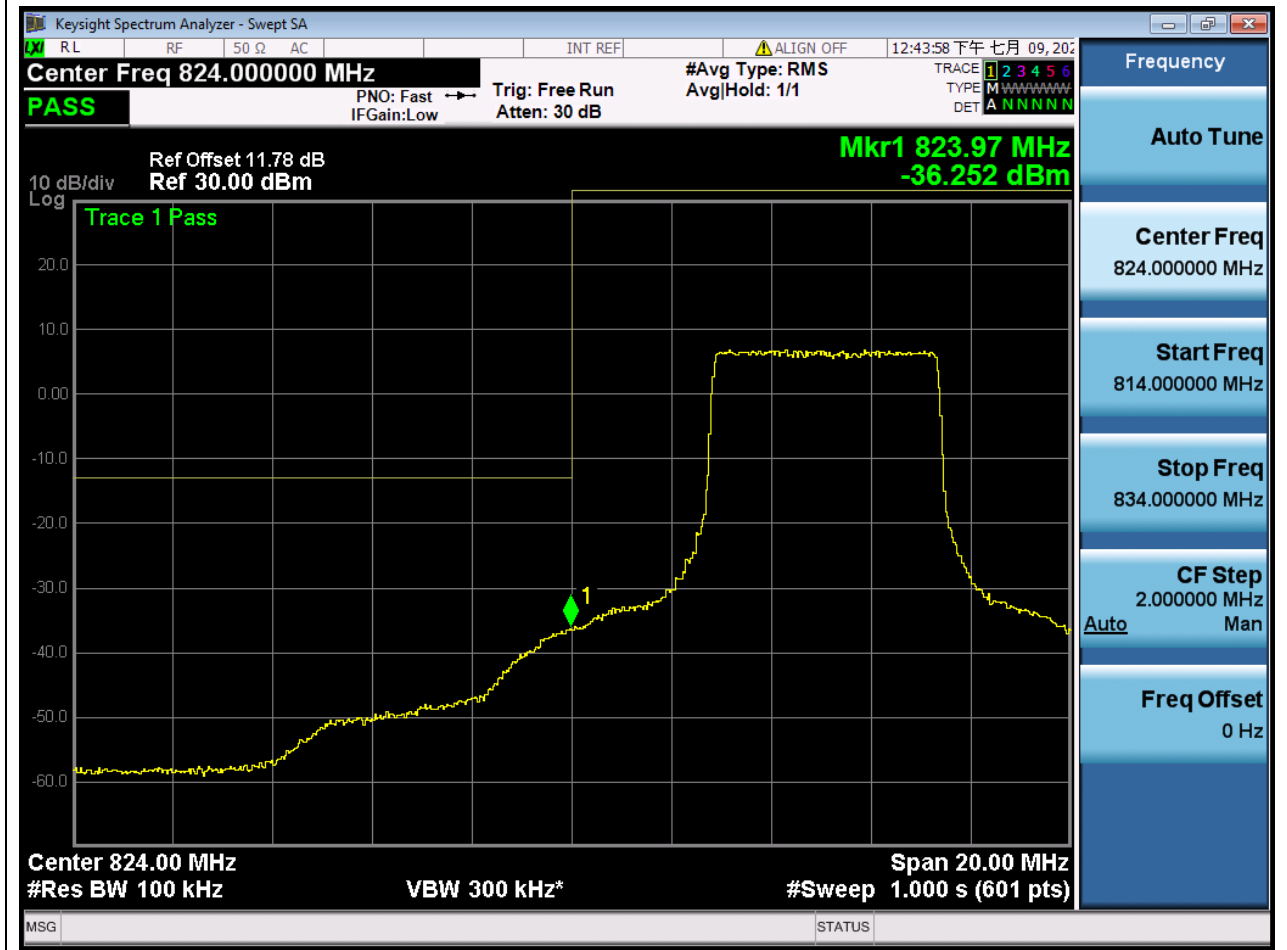
1.88. LTE Band Edge(NTNV)(Subtest:88, Channel:20450, Bandwidth:10, Modulation:QPSK, RB Number: 25, RB Position:LOW)

| Center Frequency (MHz) | Span (MHz) | RBW (MHz) | Detector | Frequency (MHz) | Power (dBm) | Verdict | Sweep Point |
|------------------------|------------|-----------|----------|-----------------|-------------|---------|-------------|
| 824 | 20 | 0.1 | RMS | 823.967 | -34.22 | Pass | 601 |



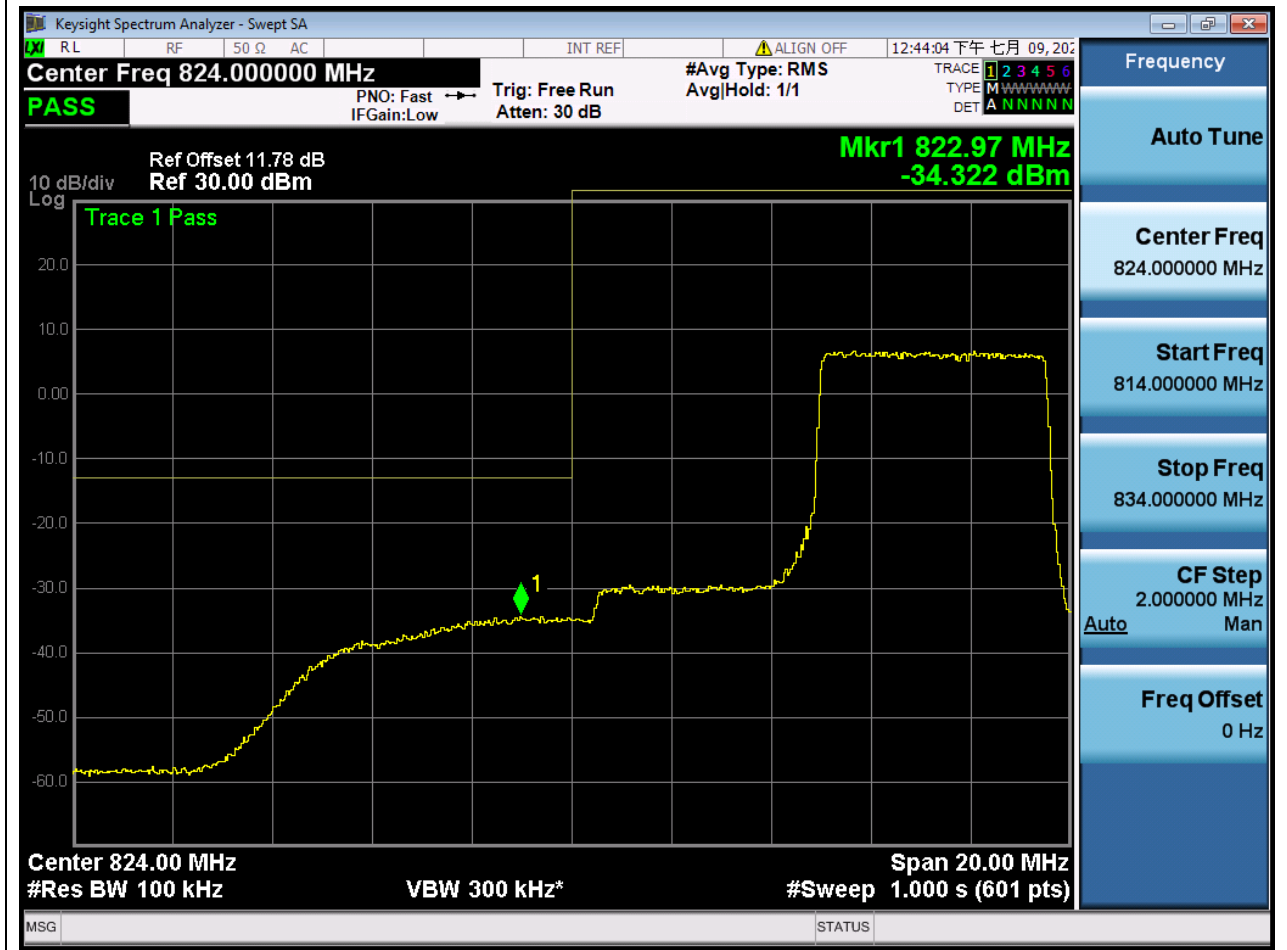
1.89. LTE Band Edge(NTNV)(Subtest:89, Channel:20450, Bandwidth:10, Modulation:QPSK, RB Number: 25, RB Position:MID)

| Center Frequency (MHz) | Span (MHz) | RBW (MHz) | Detector | Frequency (MHz) | Power (dBm) | Verdict | Sweep Point |
|------------------------|------------|-----------|----------|-----------------|-------------|---------|-------------|
| 824 | 20 | 0.1 | RMS | 823.967 | -36.25 | Pass | 601 |



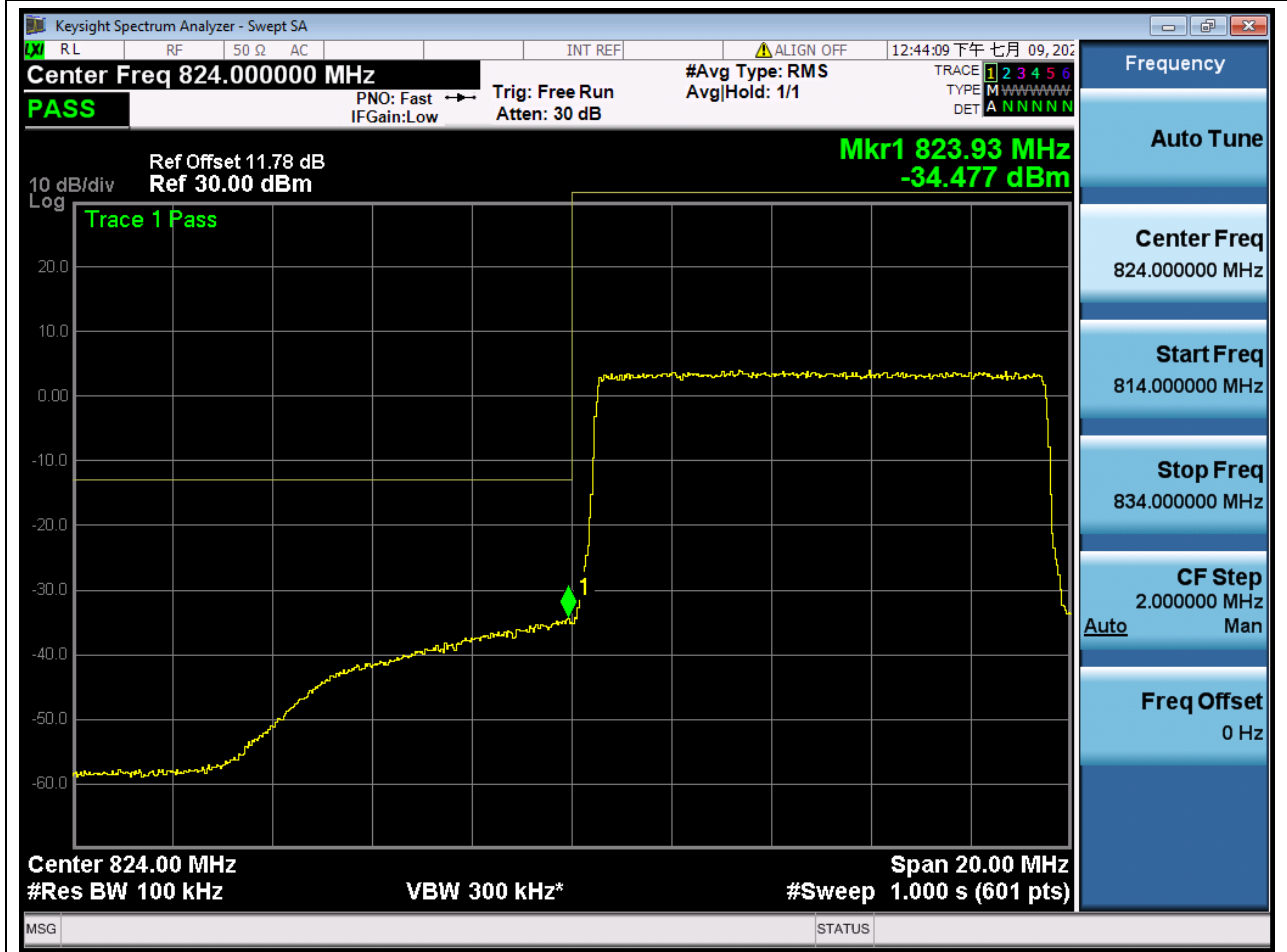
1.90. LTE Band Edge(NTNV)(Subtest:90, Channel:20450, Bandwidth:10, Modulation:QPSK, RB Number: 25, RB Position:HIGH)

| Center Frequency (MHz) | Span (MHz) | RBW (MHz) | Detector | Frequency (MHz) | Power (dBm) | Verdict | Sweep Point |
|------------------------|------------|-----------|----------|-----------------|-------------|---------|-------------|
| 824 | 20 | 0.1 | RMS | 822.967 | -34.32 | Pass | 601 |



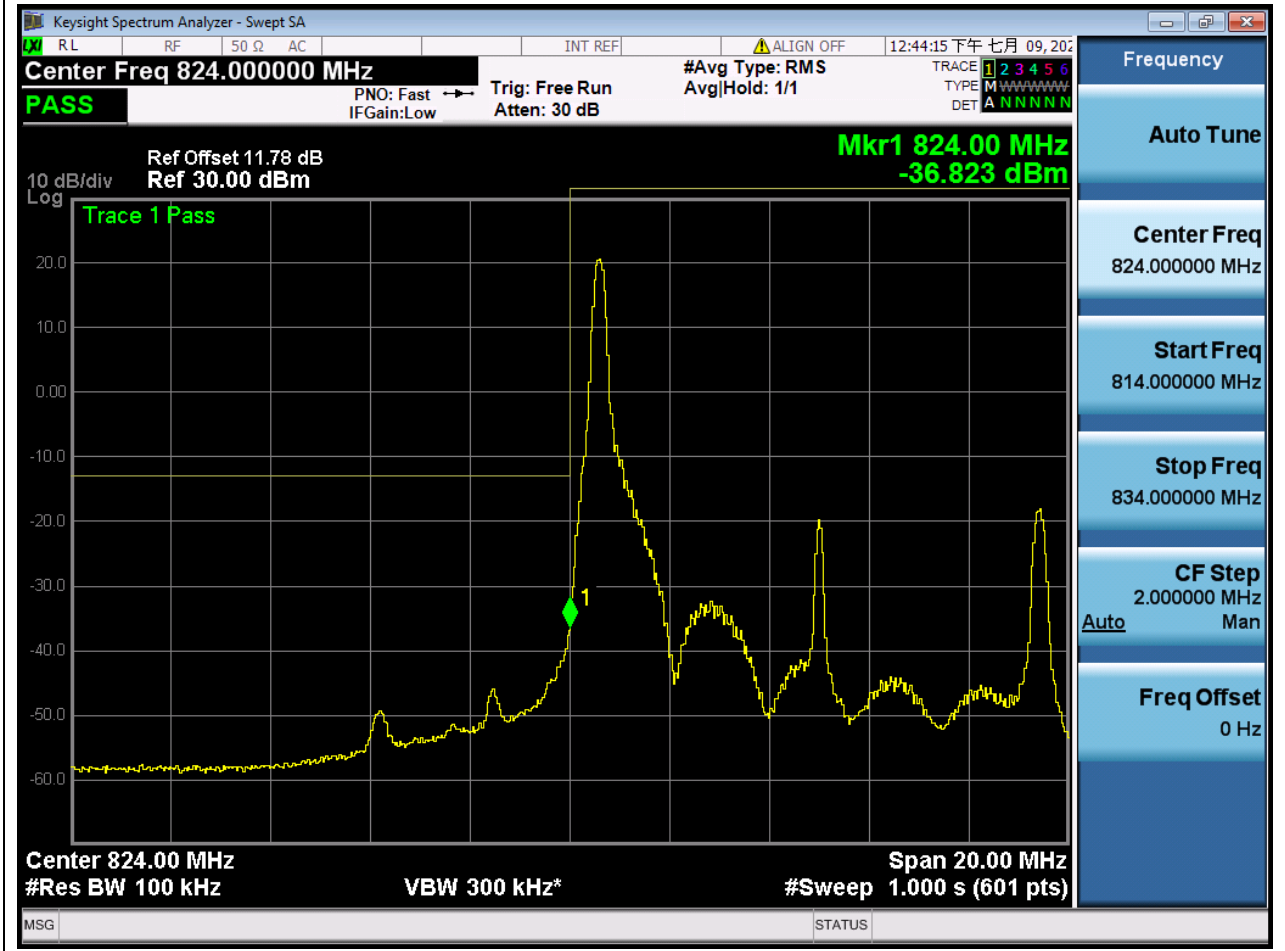
1.91. LTE Band Edge(NTNV)(Subtest:91, Channel:20450, Bandwidth:10, Modulation:QPSK, RB Number: 50, RB Position:LOW)

| Center Frequency (MHz) | Span (MHz) | RBW (MHz) | Detector | Frequency (MHz) | Power (dBm) | Verdict | Sweep Point |
|------------------------|------------|-----------|----------|-----------------|-------------|---------|-------------|
| 824 | 20 | 0.1 | RMS | 823.933 | -34.48 | Pass | 601 |



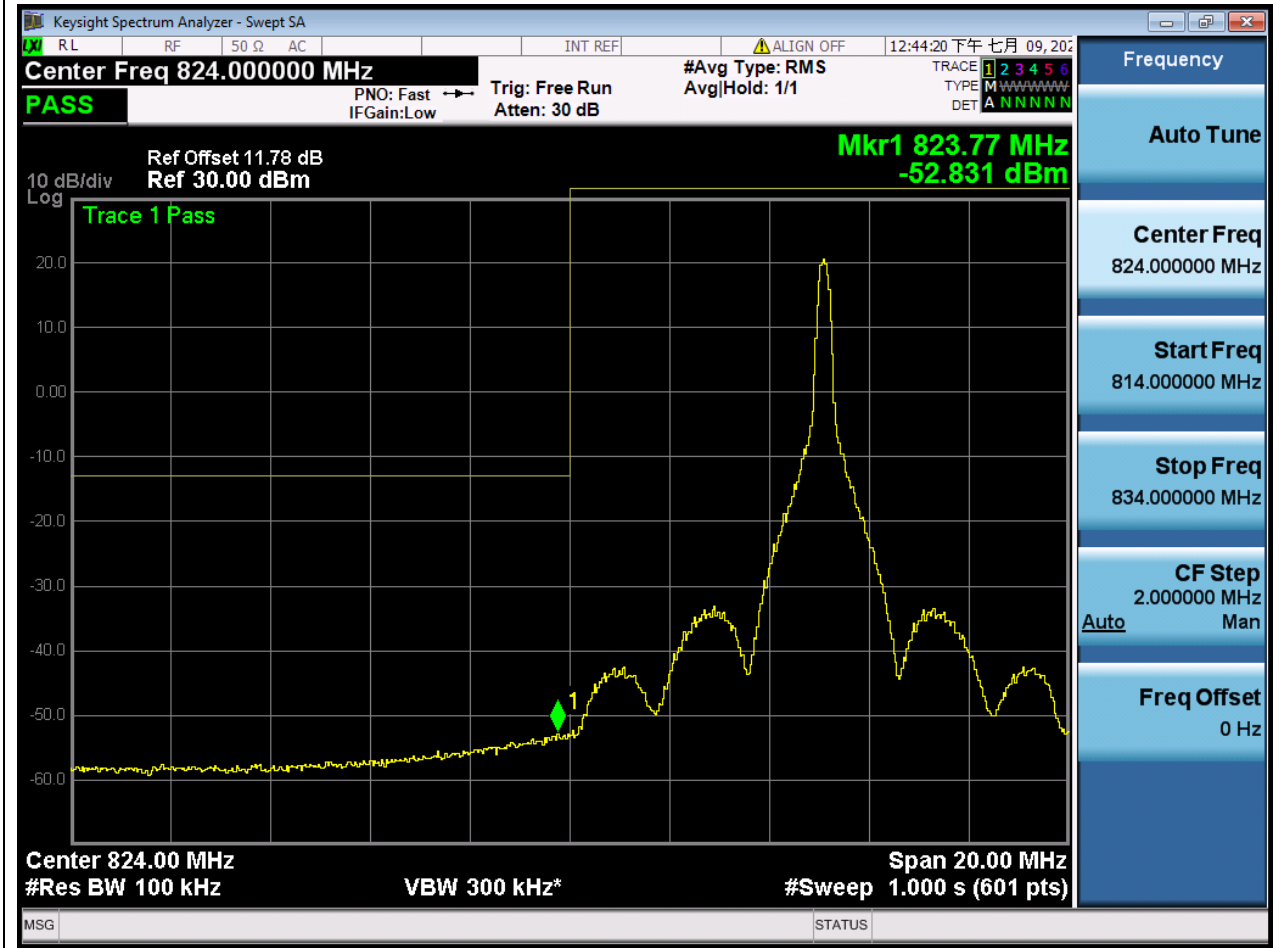
1.92. LTE Band Edge(NTNV)(Subtest:92, Channel:20450, Bandwidth:10, Modulation:Q16, RB Number: 1, RB Position:LOW)

| Center Frequency (MHz) | Span (MHz) | RBW (MHz) | Detector | Frequency (MHz) | Power (dBm) | Verdict | Sweep Point |
|------------------------|------------|-----------|----------|-----------------|-------------|---------|-------------|
| 824 | 20 | 0.1 | RMS | 824 | -36.82 | Pass | 601 |



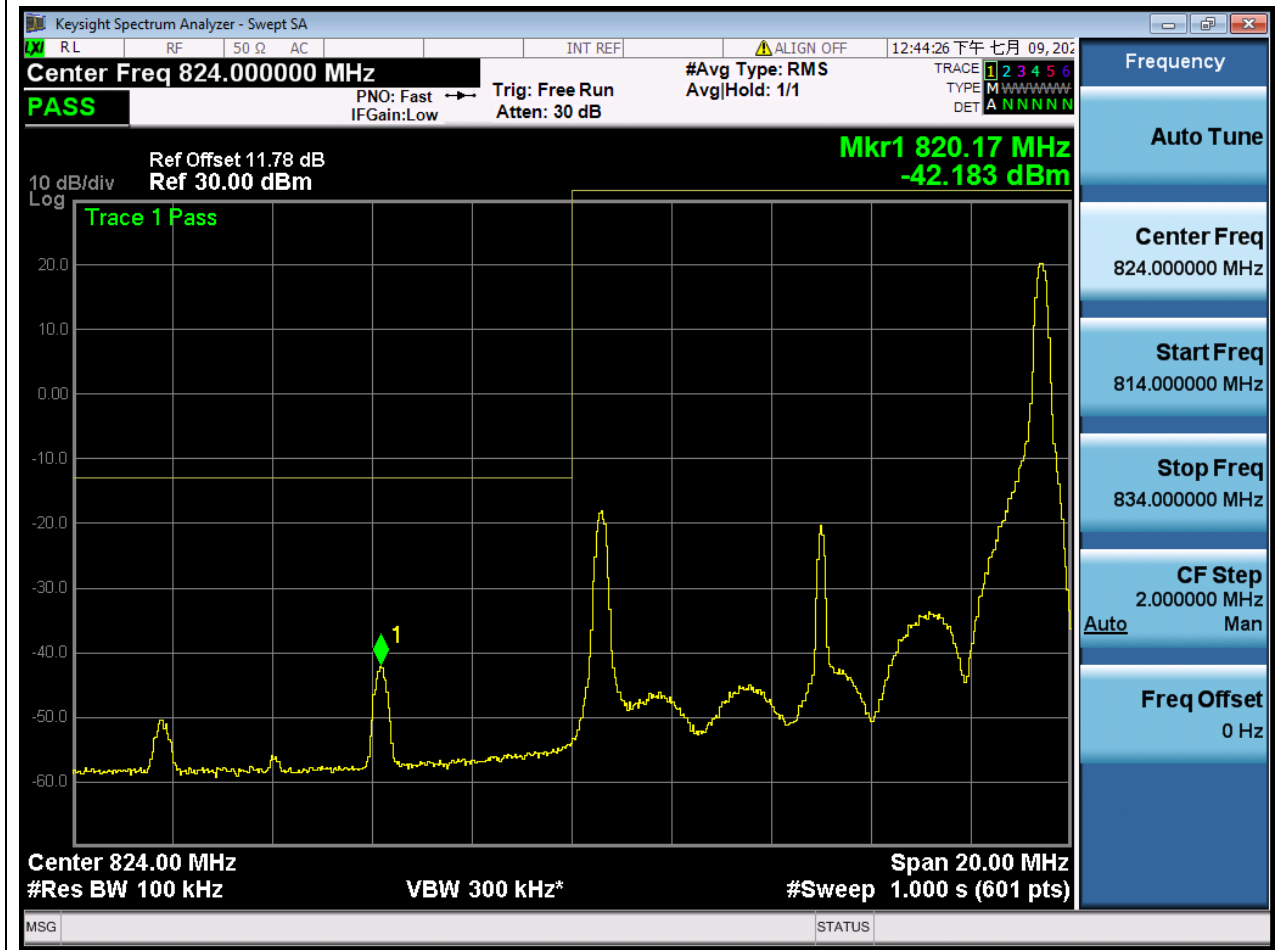
1.93. LTE Band Edge(NTNV)(Subtest:93, Channel:20450, Bandwidth:10, Modulation:Q16, RB Number: 1, RB Position:MID)

| Center Frequency (MHz) | Span (MHz) | RBW (MHz) | Detector | Frequency (MHz) | Power (dBm) | Verdict | Sweep Point |
|------------------------|------------|-----------|----------|-----------------|-------------|---------|-------------|
| 824 | 20 | 0.1 | RMS | 823.767 | -52.83 | Pass | 601 |



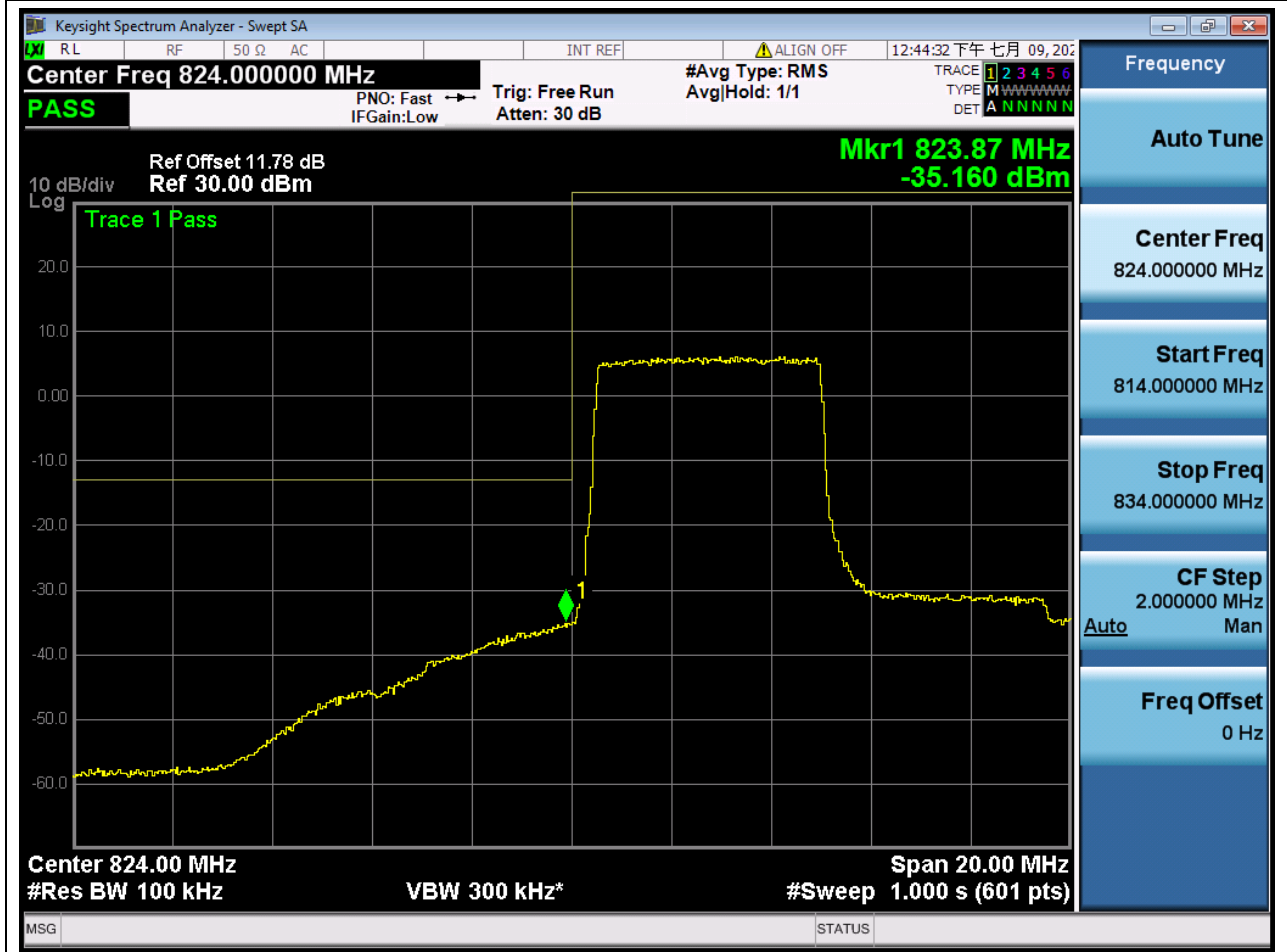
1.94. LTE Band Edge(NTNV)(Subtest:94, Channel:20450, Bandwidth:10, Modulation:Q16, RB Number: 1, RB Position:HIGH)

| Center Frequency (MHz) | Span (MHz) | RBW (MHz) | Detector | Frequency (MHz) | Power (dBm) | Verdict | Sweep Point |
|------------------------|------------|-----------|----------|-----------------|-------------|---------|-------------|
| 824 | 20 | 0.1 | RMS | 820.167 | -42.18 | Pass | 601 |



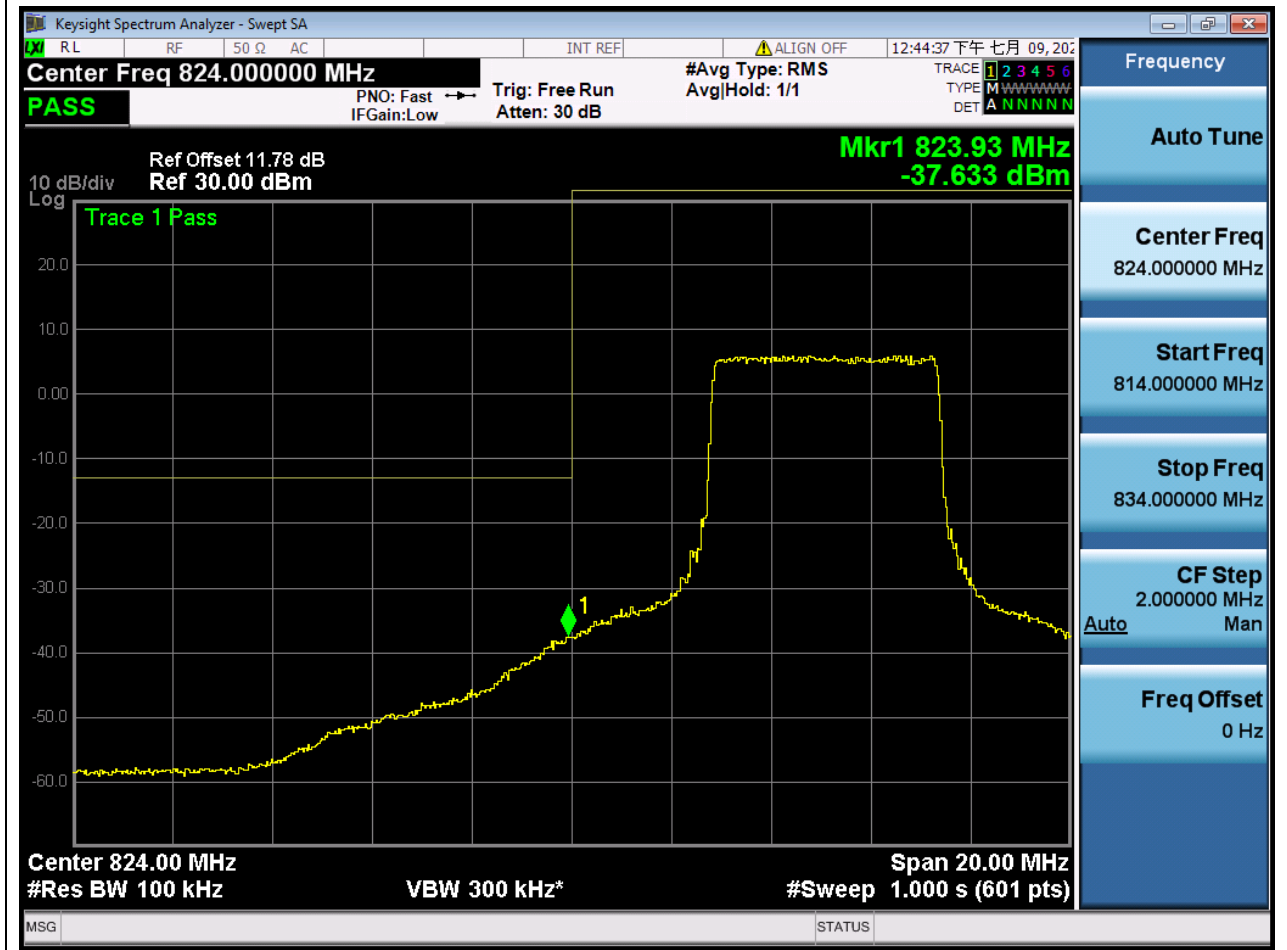
1.95. LTE Band Edge(NTNV)(Subtest:95, Channel:20450, Bandwidth:10, Modulation:Q16, RB Number: 25, RB Position:LOW)

| Center Frequency (MHz) | Span (MHz) | RBW (MHz) | Detector | Frequency (MHz) | Power (dBm) | Verdict | Sweep Point |
|------------------------|------------|-----------|----------|-----------------|-------------|---------|-------------|
| 824 | 20 | 0.1 | RMS | 823.867 | -35.16 | Pass | 601 |



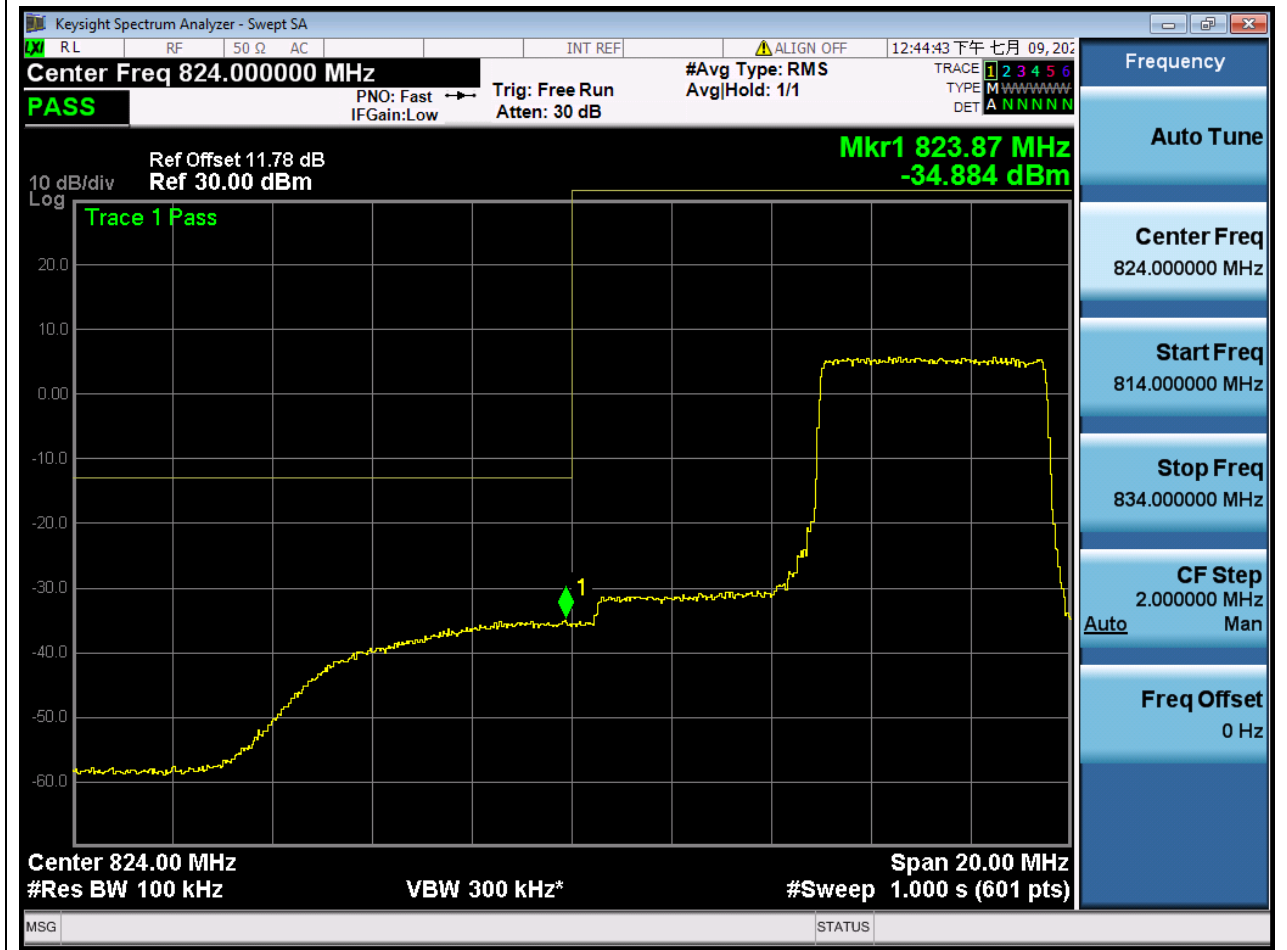
1.96. LTE Band Edge(NTNV)(Subtest:96, Channel:20450, Bandwidth:10, Modulation:Q16, RB Number: 25, RB Position:MID)

| Center Frequency (MHz) | Span (MHz) | RBW (MHz) | Detector | Frequency (MHz) | Power (dBm) | Verdict | Sweep Point |
|------------------------|------------|-----------|----------|-----------------|-------------|---------|-------------|
| 824 | 20 | 0.1 | RMS | 823.933 | -37.63 | Pass | 601 |



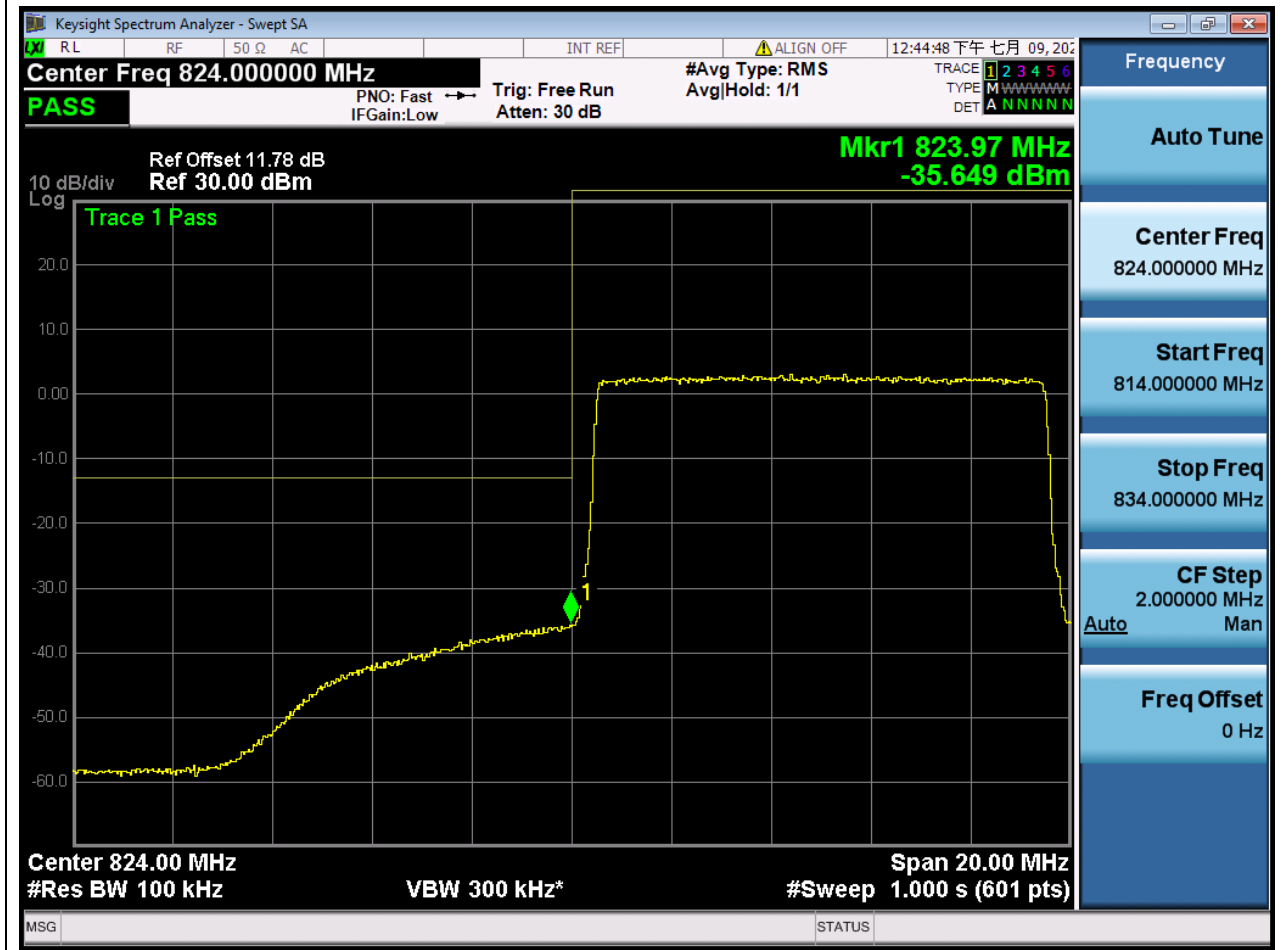
1.97. LTE Band Edge(NTNV)(Subtest:97, Channel:20450, Bandwidth:10, Modulation:Q16, RB Number: 25, RB Position:HIGH)

| Center Frequency (MHz) | Span (MHz) | RBW (MHz) | Detector | Frequency (MHz) | Power (dBm) | Verdict | Sweep Point |
|------------------------|------------|-----------|----------|-----------------|-------------|---------|-------------|
| 824 | 20 | 0.1 | RMS | 823.867 | -34.88 | Pass | 601 |



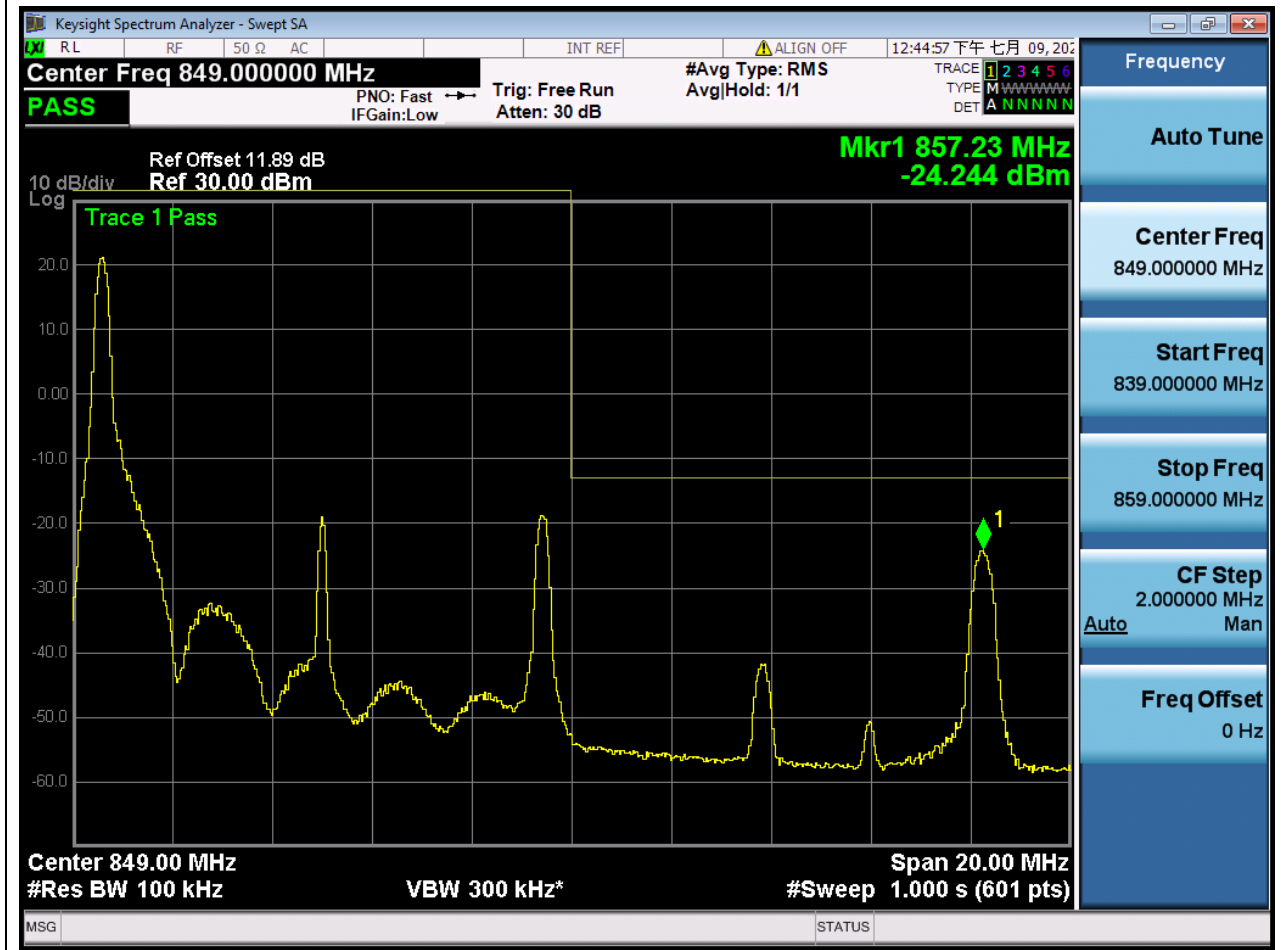
1.98. LTE Band Edge(NTNV)(Subtest:98, Channel:20450, Bandwidth:10, Modulation:Q16, RB Number: 50, RB Position:LOW)

| Center Frequency (MHz) | Span (MHz) | RBW (MHz) | Detector | Frequency (MHz) | Power (dBm) | Verdict | Sweep Point |
|------------------------|------------|-----------|----------|-----------------|-------------|---------|-------------|
| 824 | 20 | 0.1 | RMS | 823.967 | -35.65 | Pass | 601 |



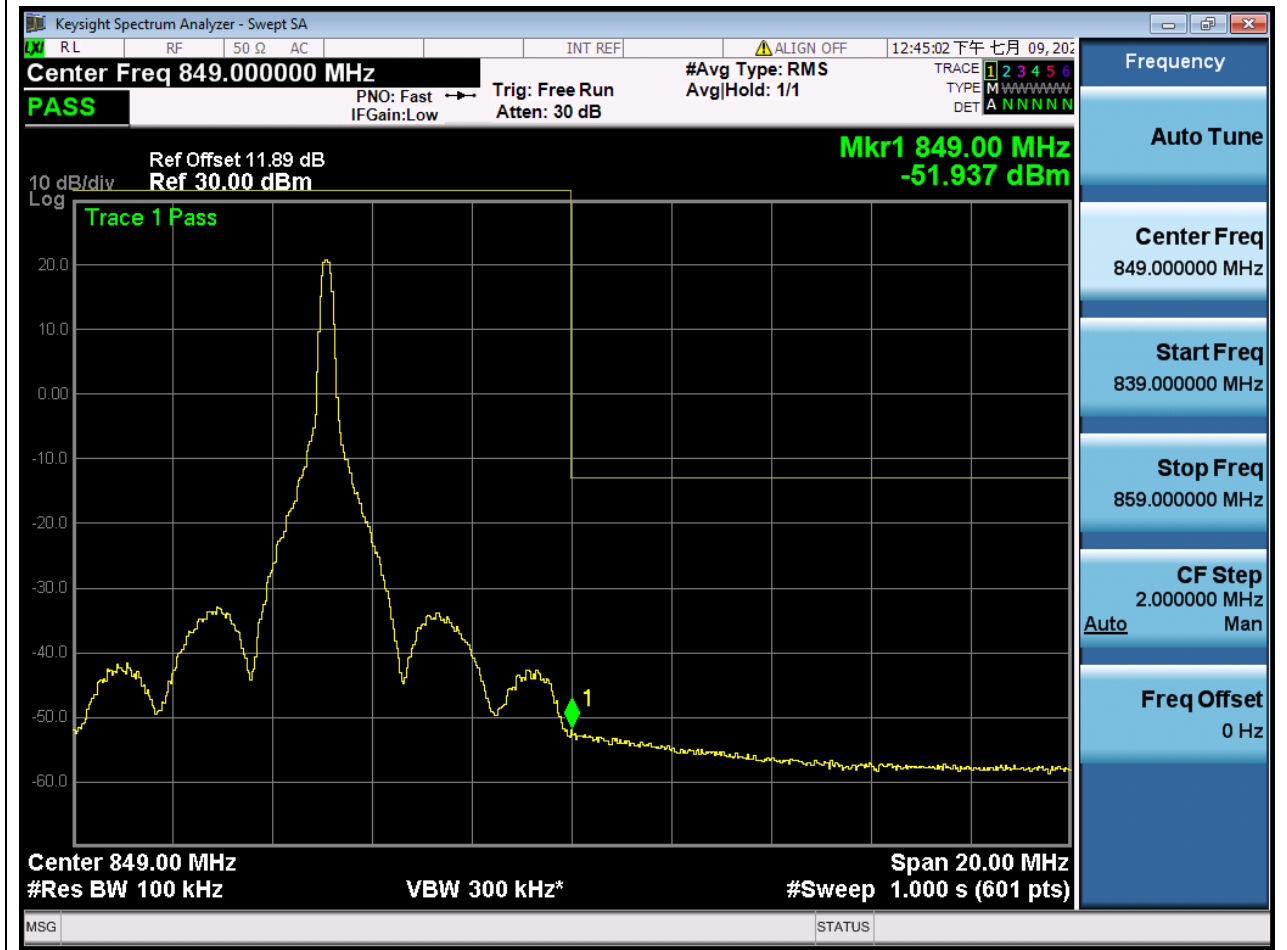
1.99. LTE Band Edge(NTNV)(Subtest:99, Channel:20600, Bandwidth:10, Modulation:QPSK, RB Number: 1, RB Position:LOW)

| Center Frequency (MHz) | Span (MHz) | RBW (MHz) | Detector | Frequency (MHz) | Power (dBm) | Verdict | Sweep Point |
|------------------------|------------|-----------|----------|-----------------|-------------|---------|-------------|
| 849 | 20 | 0.1 | RMS | 857.233 | -24.24 | Pass | 601 |



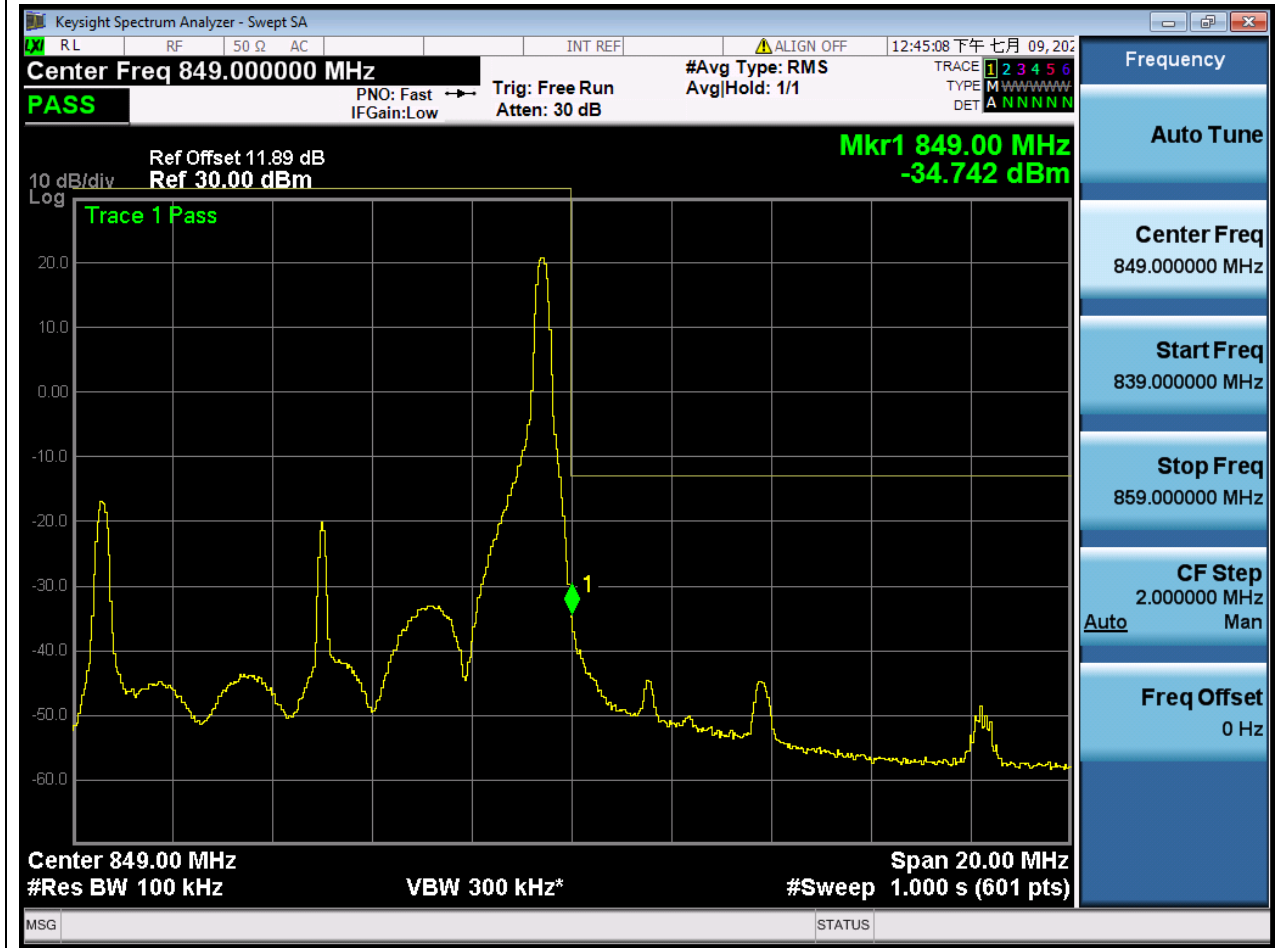
1.100. LTE Band Edge(NTNV)(Subtest:100, Channel:20600, Bandwidth:10, Modulation:QPSK, RB Number: 1, RB Position:MID)

| Center Frequency (MHz) | Span (MHz) | RBW (MHz) | Detector | Frequency (MHz) | Power (dBm) | Verdict | Sweep Point |
|------------------------|------------|-----------|----------|-----------------|-------------|---------|-------------|
| 849 | 20 | 0.1 | RMS | 849 | -51.94 | Pass | 601 |



1.101. LTE Band Edge(NTNV)(Subtest:101, Channel:20600, Bandwidth:10, Modulation:QPSK, RB Number: 1, RB Position:HIGH)

| Center Frequency (MHz) | Span (MHz) | RBW (MHz) | Detector | Frequency (MHz) | Power (dBm) | Verdict | Sweep Point |
|------------------------|------------|-----------|----------|-----------------|-------------|---------|-------------|
| 849 | 20 | 0.1 | RMS | 849 | -34.74 | Pass | 601 |



1.102. LTE Band Edge(NTNV)(Subtest:102, Channel:20600, Bandwidth:10, Modulation:QPSK, RB Number: 25, RB Position:LOW)

| Center Frequency (MHz) | Span (MHz) | RBW (MHz) | Detector | Frequency (MHz) | Power (dBm) | Verdict | Sweep Point |
|------------------------|------------|-----------|----------|-----------------|-------------|---------|-------------|
| 849 | 20 | 0.1 | RMS | 850.067 | -34.17 | Pass | 601 |



1.103. LTE Band Edge(NTNV)(Subtest:103, Channel:20600, Bandwidth:10, Modulation:QPSK, RB Number: 25, RB Position:MID)

| Center Frequency (MHz) | Span (MHz) | RBW (MHz) | Detector | Frequency (MHz) | Power (dBm) | Verdict | Sweep Point |
|------------------------|------------|-----------|----------|-----------------|-------------|---------|-------------|
| 849 | 20 | 0.1 | RMS | 849 | -39.44 | Pass | 601 |



1.104. LTE Band Edge(NTNV)(Subtest:104, Channel:20600, Bandwidth:10, Modulation:QPSK, RB Number: 25, RB Position:HIGH)

| Center Frequency (MHz) | Span (MHz) | RBW (MHz) | Detector | Frequency (MHz) | Power (dBm) | Verdict | Sweep Point |
|------------------------|------------|-----------|----------|-----------------|-------------|---------|-------------|
| 849 | 20 | 0.1 | RMS | 849.067 | -36.97 | Pass | 601 |



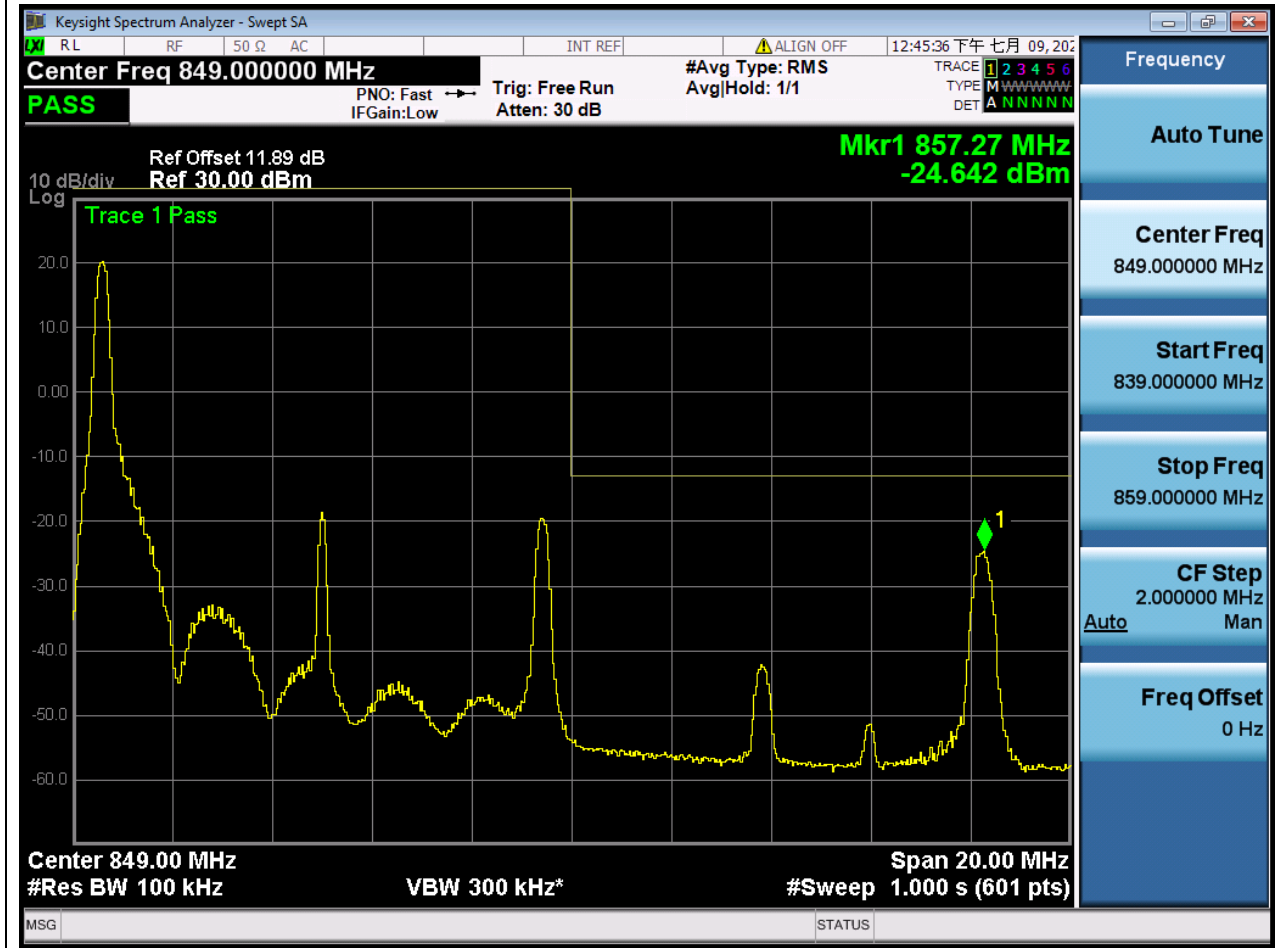
1.105. LTE Band Edge(NTNV)(Subtest:105, Channel:20600, Bandwidth:10, Modulation:QPSK, RB Number: 50, RB Position:LOW)

| Center Frequency (MHz) | Span (MHz) | RBW (MHz) | Detector | Frequency (MHz) | Power (dBm) | Verdict | Sweep Point |
|------------------------|------------|-----------|----------|-----------------|-------------|---------|-------------|
| 849 | 20 | 0.1 | RMS | 849.1 | -36.98 | Pass | 601 |



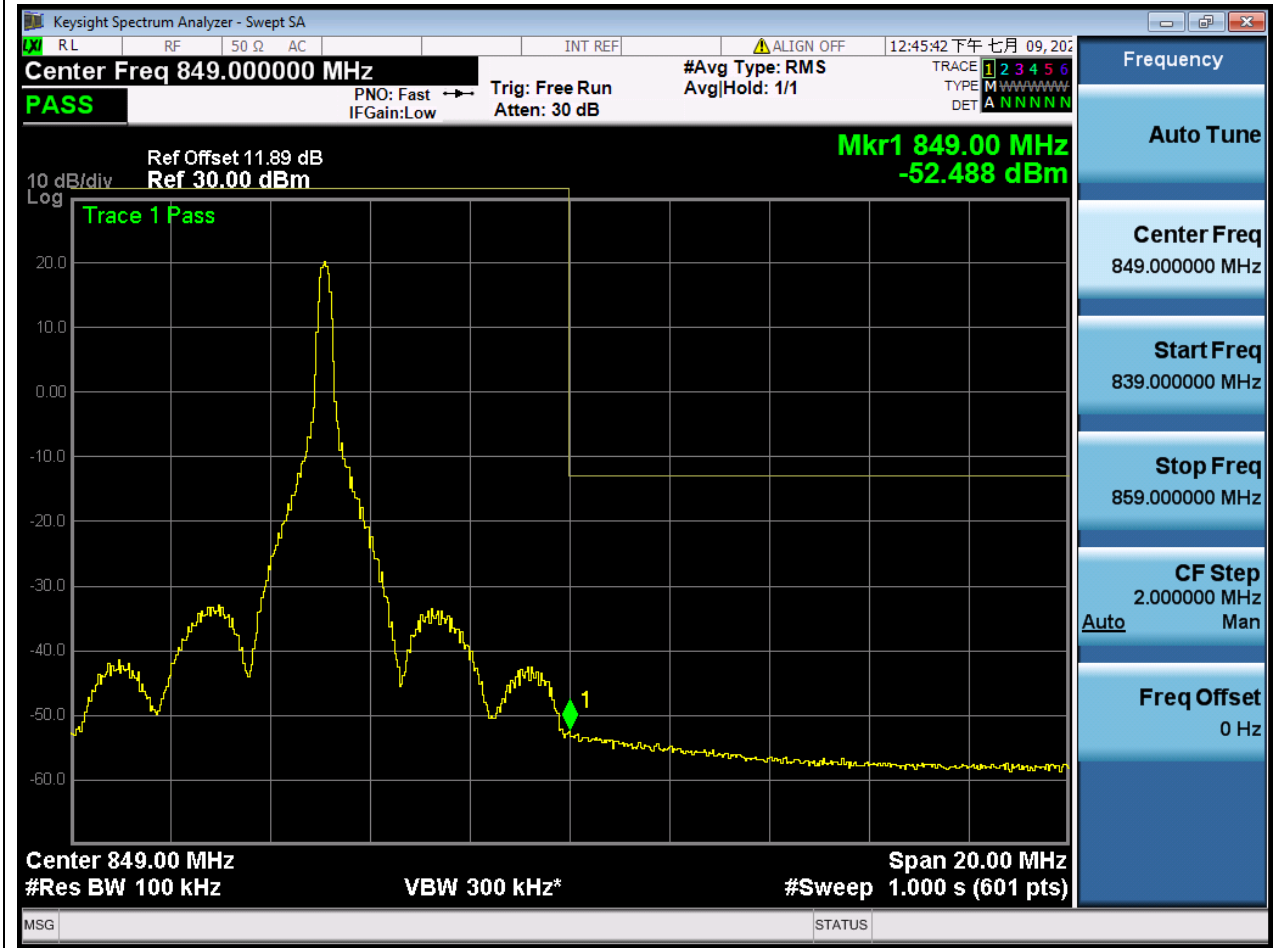
1.106. LTE Band Edge(NTNV)(Subtest:106, Channel:20600, Bandwidth:10, Modulation:Q16, RB Number: 1, RB Position:LOW)

| Center Frequency (MHz) | Span (MHz) | RBW (MHz) | Detector | Frequency (MHz) | Power (dBm) | Verdict | Sweep Point |
|------------------------|------------|-----------|----------|-----------------|-------------|---------|-------------|
| 849 | 20 | 0.1 | RMS | 857.267 | -24.64 | Pass | 601 |



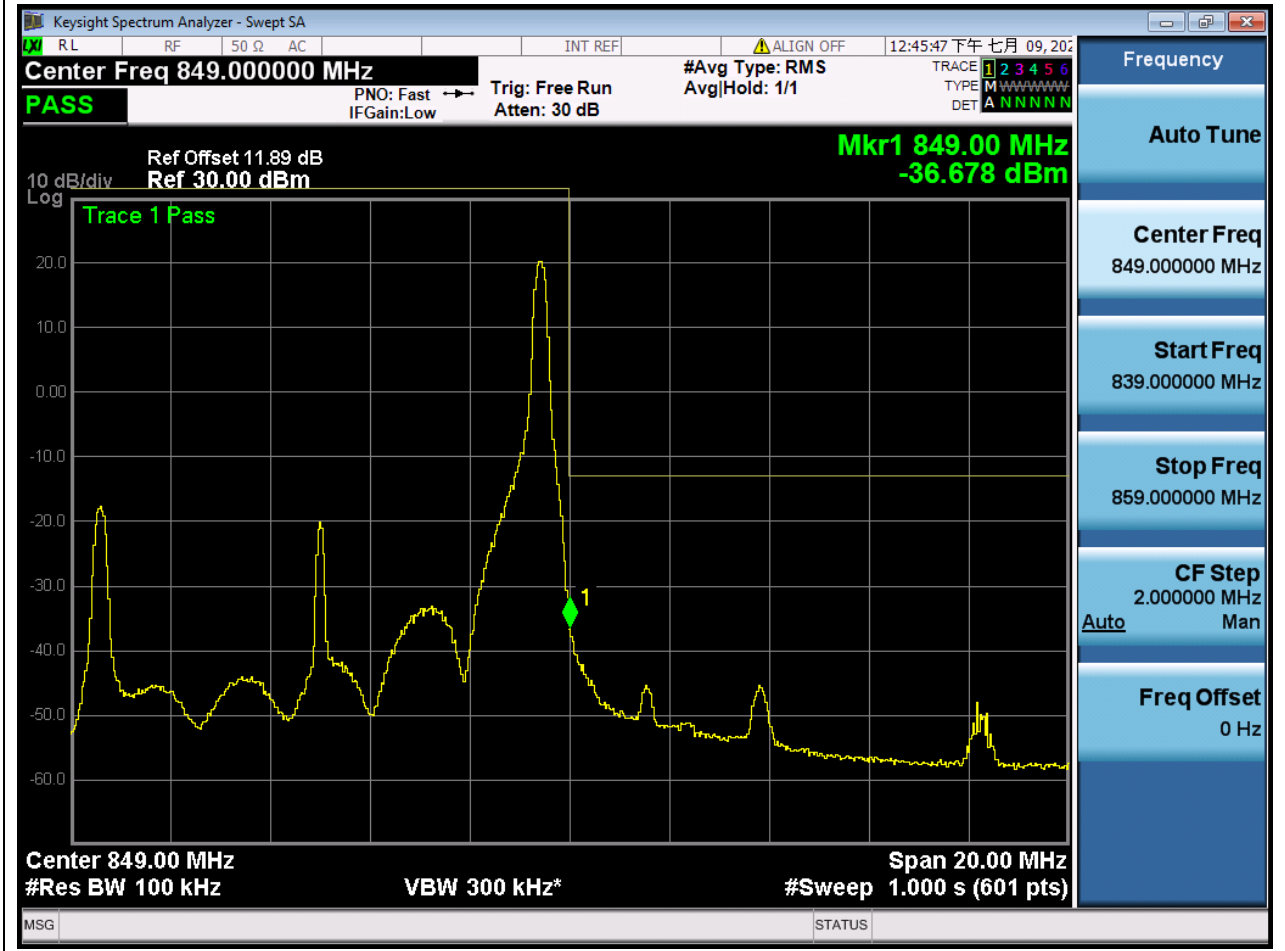
1.107. LTE Band Edge(NTNV)(Subtest:107, Channel:20600, Bandwidth:10, Modulation:Q16, RB Number: 1, RB Position:MID)

| Center Frequency (MHz) | Span (MHz) | RBW (MHz) | Detector | Frequency (MHz) | Power (dBm) | Verdict | Sweep Point |
|------------------------|------------|-----------|----------|-----------------|-------------|---------|-------------|
| 849 | 20 | 0.1 | RMS | 849 | -52.49 | Pass | 601 |



1.108. LTE Band Edge(NTNV)(Subtest:108, Channel:20600, Bandwidth:10, Modulation:Q16, RB Number: 1, RB Position:HIGH)

| Center Frequency (MHz) | Span (MHz) | RBW (MHz) | Detector | Frequency (MHz) | Power (dBm) | Verdict | Sweep Point |
|------------------------|------------|-----------|----------|-----------------|-------------|---------|-------------|
| 849 | 20 | 0.1 | RMS | 849 | -36.68 | Pass | 601 |



1.109. LTE Band Edge(NTNV)(Subtest:109, Channel:20600, Bandwidth:10, Modulation:Q16, RB Number: 25, RB Position:LOW)

| Center Frequency (MHz) | Span (MHz) | RBW (MHz) | Detector | Frequency (MHz) | Power (dBm) | Verdict | Sweep Point |
|------------------------|------------|-----------|----------|-----------------|-------------|---------|-------------|
| 849 | 20 | 0.1 | RMS | 850.867 | -34.88 | Pass | 601 |



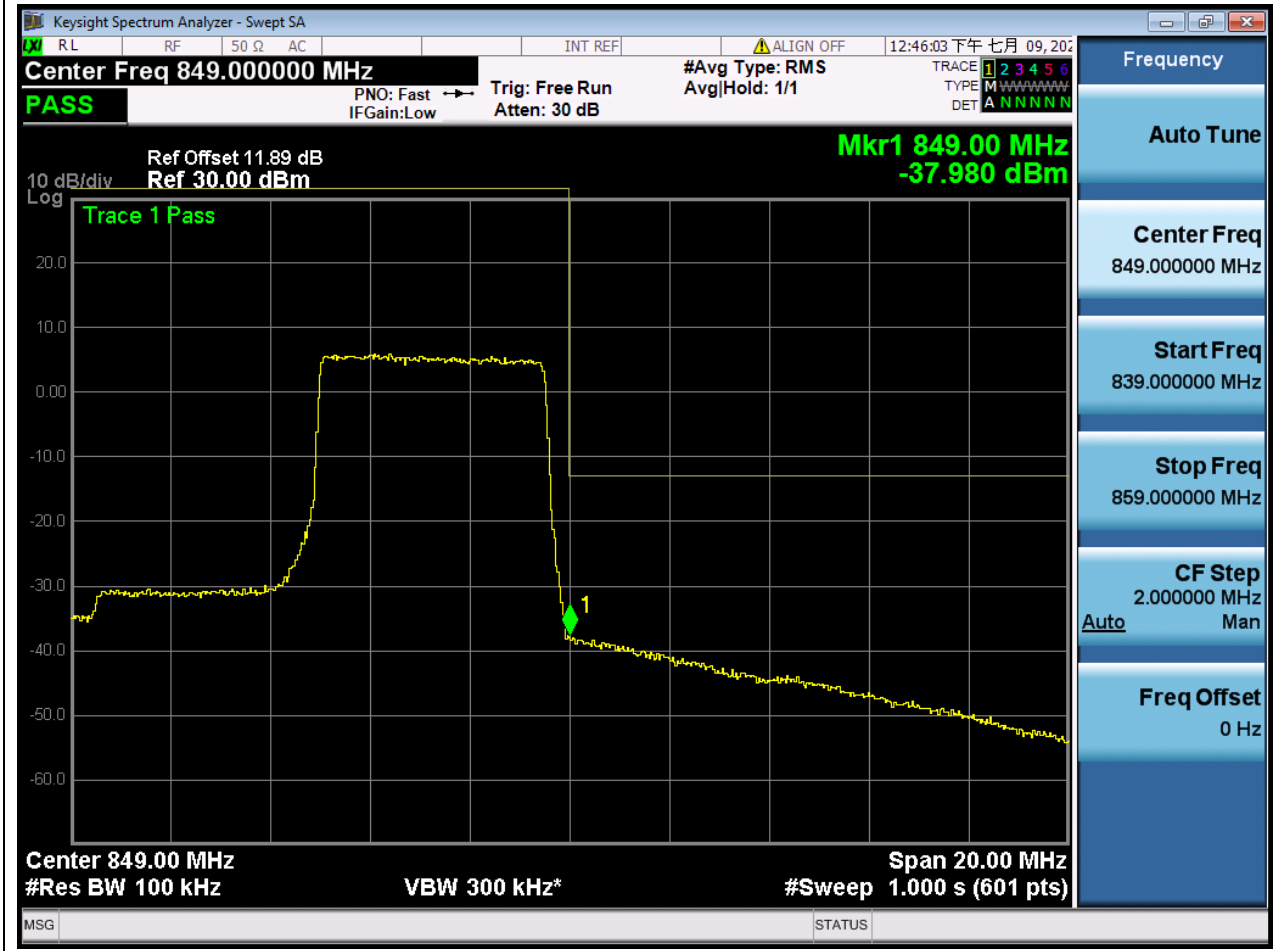
1.110. LTE Band Edge(NTNV)(Subtest:110, Channel:20600, Bandwidth:10, Modulation:Q16, RB Number: 25, RB Position:MID)

| Center Frequency (MHz) | Span (MHz) | RBW (MHz) | Detector | Frequency (MHz) | Power (dBm) | Verdict | Sweep Point |
|------------------------|------------|-----------|----------|-----------------|-------------|---------|-------------|
| 849 | 20 | 0.1 | RMS | 849 | -40.15 | Pass | 601 |



1.111. LTE Band Edge(NTNV)(Subtest:111, Channel:20600, Bandwidth:10, Modulation:Q16, RB Number: 25, RB Position:HIGH)

| Center Frequency (MHz) | Span (MHz) | RBW (MHz) | Detector | Frequency (MHz) | Power (dBm) | Verdict | Sweep Point |
|------------------------|------------|-----------|----------|-----------------|-------------|---------|-------------|
| 849 | 20 | 0.1 | RMS | 849 | -37.98 | Pass | 601 |



1.112. LTE Band Edge(NTNV)(Subtest:112, Channel:20600, Bandwidth:10, Modulation:Q16, RB Number: 50, RB Position:LOW)

| Center Frequency (MHz) | Span (MHz) | RBW (MHz) | Detector | Frequency (MHz) | Power (dBm) | Verdict | Sweep Point |
|------------------------|------------|-----------|----------|-----------------|-------------|---------|-------------|
| 849 | 20 | 0.1 | RMS | 849.2 | -37.82 | Pass | 601 |



END