

1. Effective (Isotropic) Radiated Power Output Data

1.1 Test Result

1.1.1 B7_5MHz_EIRP

Band: 7 / Bandwidth: 5MHz / NTNV										
Modulation	Frequency (MHz)	RB Allocation		Conducted Power (dBm)	Gain (dBi)	EIRP (dBm)		Verdict		
		Size	Offset			Result	Limit			
QPSK	2502.5	1	0	20.92	1.78	22.70	<=33.01	Pass		
			13	21.02	1.78	22.80	<=33.01	Pass		
			24	21.02	1.78	22.80	<=33.01	Pass		
		12	0	19.98	1.78	21.76	<=33.01	Pass		
			6	19.97	1.78	21.75	<=33.01	Pass		
			13	19.96	1.78	21.74	<=33.01	Pass		
		25	0	19.97	1.78	21.75	<=33.01	Pass		
		2535	1	0	21.08	1.78	22.86	<=33.01	Pass	
				13	21.08	1.78	22.86	<=33.01	Pass	
	24			21.16	1.78	22.94	<=33.01	Pass		
	12		0	20.24	1.78	22.02	<=33.01	Pass		
			6	20.25	1.78	22.03	<=33.01	Pass		
			13	20.25	1.78	22.03	<=33.01	Pass		
	25		0	20.27	1.78	22.05	<=33.01	Pass		
	2567.5		1	0	20.96	1.78	22.74	<=33.01	Pass	
				13	20.92	1.78	22.70	<=33.01	Pass	
		24		20.43	1.78	22.21	<=33.01	Pass		
		12	0	18.81	1.78	20.59	<=33.01	Pass		
			6	18.80	1.78	20.58	<=33.01	Pass		
			13	18.77	1.78	20.55	<=33.01	Pass		
		25	0	18.81	1.78	20.59	<=33.01	Pass		
		16QAM	2502.5	1	0	19.92	1.78	21.70	<=33.01	Pass
					13	19.97	1.78	21.75	<=33.01	Pass
	24				19.96	1.78	21.74	<=33.01	Pass	
12	0			19.01	1.78	20.79	<=33.01	Pass		
	6			19.06	1.78	20.84	<=33.01	Pass		
	13			18.98	1.78	20.76	<=33.01	Pass		
25	0			19.03	1.78	20.81	<=33.01	Pass		
2535	1			0	19.72	1.78	21.50	<=33.01	Pass	
				13	19.79	1.78	21.57	<=33.01	Pass	
			24	19.80	1.78	21.58	<=33.01	Pass		
	12		0	19.38	1.78	21.16	<=33.01	Pass		
			6	19.45	1.78	21.23	<=33.01	Pass		
			13	19.41	1.78	21.19	<=33.01	Pass		
	25		0	19.45	1.78	21.23	<=33.01	Pass		
	2567.5		1	0	18.46	1.78	20.24	<=33.01	Pass	
				13	18.52	1.78	20.30	<=33.01	Pass	
24				18.56	1.78	20.34	<=33.01	Pass		
12			0	18.20	1.78	19.98	<=33.01	Pass		
			6	18.15	1.78	19.93	<=33.01	Pass		
			13	17.95	1.78	19.73	<=33.01	Pass		
25			0	18.54	1.78	20.32	<=33.01	Pass		

Note1: EIRP=Conducted Power+Antenna Gain

1.1.2 B7_10MHz_EIRP

Band: 7 / Bandwidth: 10MHz / NTNV								
-----------------------------------	--	--	--	--	--	--	--	--

Modulation	Frequency (MHz)	RB Allocation		Conducted Power (dBm)	Gain (dBi)	EIRP (dBm)		Verdict		
		Size	Offset			Result	Limit			
QPSK	2505	1	0	20.97	1.78	22.75	<=33.01	Pass		
			25	21.07	1.78	22.85	<=33.01	Pass		
			49	21.11	1.78	22.89	<=33.01	Pass		
		25	0	20.01	1.78	21.79	<=33.01	Pass		
			13	19.98	1.78	21.76	<=33.01	Pass		
			25	19.97	1.78	21.75	<=33.01	Pass		
		50	0	20.05	1.78	21.83	<=33.01	Pass		
		2535	1	0	21.01	1.78	22.79	<=33.01	Pass	
				25	21.15	1.78	22.93	<=33.01	Pass	
	49			21.24	1.78	23.02	<=33.01	Pass		
	25		0	20.24	1.78	22.02	<=33.01	Pass		
			13	20.31	1.78	22.09	<=33.01	Pass		
			25	20.35	1.78	22.13	<=33.01	Pass		
	50		0	20.28	1.78	22.06	<=33.01	Pass		
	2565		1	0	21.56	1.78	23.34	<=33.01	Pass	
				25	21.45	1.78	23.23	<=33.01	Pass	
		49		19.83	1.78	21.61	<=33.01	Pass		
		25	0	18.82	1.78	20.60	<=33.01	Pass		
			13	18.85	1.78	20.63	<=33.01	Pass		
			25	18.76	1.78	20.54	<=33.01	Pass		
		50	0	18.85	1.78	20.63	<=33.01	Pass		
		16QAM	2505	1	0	19.77	1.78	21.55	<=33.01	Pass
					25	19.79	1.78	21.57	<=33.01	Pass
	49				19.79	1.78	21.57	<=33.01	Pass	
25	0			19.25	1.78	21.03	<=33.01	Pass		
	13			19.24	1.78	21.02	<=33.01	Pass		
	25			19.24	1.78	21.02	<=33.01	Pass		
50	0			19.22	1.78	21.00	<=33.01	Pass		
2535	1			0	21.04	1.78	22.82	<=33.01	Pass	
				25	21.24	1.78	23.02	<=33.01	Pass	
			49	21.32	1.78	23.10	<=33.01	Pass		
	25		0	19.40	1.78	21.18	<=33.01	Pass		
			13	19.48	1.78	21.26	<=33.01	Pass		
			25	19.47	1.78	21.25	<=33.01	Pass		
	50		0	19.47	1.78	21.25	<=33.01	Pass		
	2565		1	0	19.07	1.78	20.85	<=33.01	Pass	
				25	19.14	1.78	20.92	<=33.01	Pass	
49				19.08	1.78	20.86	<=33.01	Pass		
25			0	18.65	1.78	20.43	<=33.01	Pass		
			13	19.55	1.78	21.33	<=33.01	Pass		
			25	18.01	1.78	19.79	<=33.01	Pass		
50			0	18.16	1.78	19.94	<=33.01	Pass		

Note1: EIRP=Conducted Power+Antenna Gain

1.1.3 B7_15MHz_EIRP

Band: 7 / Bandwidth: 15MHz / NTV								
Modulation	Frequency (MHz)	RB Allocation		Conducted Power (dBm)	Gain (dBi)	EIRP (dBm)		Verdict
		Size	Offset			Result	Limit	
QPSK	2507.5	1	0	20.81	1.78	22.59	<=33.01	Pass
			38	20.89	1.78	22.67	<=33.01	Pass
			74	20.95	1.78	22.73	<=33.01	Pass
		36	0	20.03	1.78	21.81	<=33.01	Pass
			18	20.01	1.78	21.79	<=33.01	Pass
			39	19.99	1.78	21.77	<=33.01	Pass

16QAM	2535	75	0	20.02	1.78	21.80	<=33.01	Pass	
			0	21.04	1.78	22.82	<=33.01	Pass	
			1	38	21.16	1.78	22.94	<=33.01	Pass
				74	21.24	1.78	23.02	<=33.01	Pass
		36	0	20.23	1.78	22.01	<=33.01	Pass	
			18	20.32	1.78	22.10	<=33.01	Pass	
			39	20.31	1.78	22.09	<=33.01	Pass	
			75	0	20.32	1.78	22.10	<=33.01	Pass
		2562.5	1	0	21.48	1.78	23.26	<=33.01	Pass
				38	21.62	1.78	23.40	<=33.01	Pass
				74	19.81	1.78	21.59	<=33.01	Pass
				0	18.84	1.78	20.62	<=33.01	Pass
	36		18	20.64	1.78	22.42	<=33.01	Pass	
			39	18.70	1.78	20.48	<=33.01	Pass	
			75	0	18.80	1.78	20.58	<=33.01	Pass
			0	20.15	1.78	21.93	<=33.01	Pass	
	2507.5		1	38	20.22	1.78	22.00	<=33.01	Pass
				74	20.22	1.78	22.00	<=33.01	Pass
				0	19.24	1.78	21.02	<=33.01	Pass
				18	19.22	1.78	21.00	<=33.01	Pass
		36	39	19.21	1.78	20.99	<=33.01	Pass	
			75	0	19.16	1.78	20.94	<=33.01	Pass
			1	0	20.56	1.78	22.34	<=33.01	Pass
				38	20.78	1.78	22.56	<=33.01	Pass
74		20.83		1.78	22.61	<=33.01	Pass		
2535		36	0	19.37	1.78	21.15	<=33.01	Pass	
			18	19.48	1.78	21.26	<=33.01	Pass	
			39	19.47	1.78	21.25	<=33.01	Pass	
	75	0	19.49	1.78	21.27	<=33.01	Pass		
	2562.5	1	0	19.00	1.78	20.78	<=33.01	Pass	
			38	19.08	1.78	20.86	<=33.01	Pass	
			74	19.06	1.78	20.84	<=33.01	Pass	
		36	0	17.35	1.78	19.13	<=33.01	Pass	
			18	17.46	1.78	19.24	<=33.01	Pass	
39			17.38	1.78	19.16	<=33.01	Pass		
75	0	17.07	1.78	18.85	<=33.01	Pass			

Note1: EIRP=Conducted Power+Antenna Gain

1.1.4 B7_20MHz_EIRP

Band: 7 / Bandwidth: 20MHz / NTN									
Modulation	Frequency (MHz)	RB Allocation		Conducted Power (dBm)	Gain (dBi)	EIRP (dBm)		Verdict	
		Size	Offset			Result	Limit		
QPSK	2510	1	0	20.89	1.78	22.67	<=33.01	Pass	
			50	21.07	1.78	22.85	<=33.01	Pass	
			99	21.09	1.78	22.87	<=33.01	Pass	
		50	0	19.80	1.78	21.58	<=33.01	Pass	
			25	19.86	1.78	21.64	<=33.01	Pass	
			50	19.83	1.78	21.61	<=33.01	Pass	
		100	0	19.78	1.78	21.56	<=33.01	Pass	
		2535	1	0	20.99	1.78	22.77	<=33.01	Pass
				50	21.21	1.78	22.99	<=33.01	Pass
	99			21.32	1.78	23.10	<=33.01	Pass	
	50		0	20.05	1.78	21.83	<=33.01	Pass	
			25	20.17	1.78	21.95	<=33.01	Pass	
			50	20.23	1.78	22.01	<=33.01	Pass	
	100		0	20.19	1.78	21.97	<=33.01	Pass	

16QAM	2560	1	0	21.51	1.78	23.29	<=33.01	Pass	
			50	21.68	1.78	23.46	<=33.01	Pass	
			99	20.12	1.78	21.90	<=33.01	Pass	
		50	0	20.50	1.78	22.28	<=33.01	Pass	
			25	20.57	1.78	22.35	<=33.01	Pass	
			50	20.64	1.78	22.42	<=33.01	Pass	
	100	0	18.72	1.78	20.50	<=33.01	Pass		
	2510	1	0	19.82	1.78	21.60	<=33.01	Pass	
			50	19.91	1.78	21.69	<=33.01	Pass	
			99	19.85	1.78	21.63	<=33.01	Pass	
			50	0	18.87	1.78	20.65	<=33.01	Pass
				25	19.04	1.78	20.82	<=33.01	Pass
				50	19.06	1.78	20.84	<=33.01	Pass
		100	0	19.05	1.78	20.83	<=33.01	Pass	
		2535	1	0	19.97	1.78	21.75	<=33.01	Pass
50				20.23	1.78	22.01	<=33.01	Pass	
99				20.25	1.78	22.03	<=33.01	Pass	
50			0	19.29	1.78	21.07	<=33.01	Pass	
			25	19.41	1.78	21.19	<=33.01	Pass	
			50	19.44	1.78	21.22	<=33.01	Pass	
100		0	19.35	1.78	21.13	<=33.01	Pass		
2560		1	0	21.01	1.78	22.79	<=33.01	Pass	
			50	21.06	1.78	22.84	<=33.01	Pass	
			99	20.39	1.78	22.17	<=33.01	Pass	
		50	0	18.56	1.78	20.34	<=33.01	Pass	
	25		19.74	1.78	21.52	<=33.01	Pass		
	50		19.72	1.78	21.50	<=33.01	Pass		
	100	0	19.79	1.78	21.57	<=33.01	Pass		

Note1: EIRP=Conducted Power+Antenna Gain

2. Frequency Stability

2.1 Test Result

2.1.1 B7_5MHz

Band: 7 / Bandwidth: 5MHz										
Modulation	Frequency (MHz)	RB Allocation		Temp. (°C)	Voltage (VDC)	Freq. Error (Hz)	Freq. vs. Rated (ppm)		Verdict	
		Size	Offset				Result	Limit		
QPSK	2502.5	25	0	20	3.27	-1.559	-0.0006	-2.5 to 2.5	Pass	
					3.85	-1.688	-0.0007	-2.5 to 2.5	Pass	
					4.43	-0.916	-0.0004	-2.5 to 2.5	Pass	
				-30	3.85	-0.615	-0.0002	-2.5 to 2.5	Pass	
					-20	3.85	-0.987	-0.0004	-2.5 to 2.5	Pass
					-10	3.85	-0.587	-0.0002	-2.5 to 2.5	Pass
				0	0	3.85	-0.758	-0.0003	-2.5 to 2.5	Pass
					10	3.85	4.063	0.0016	-2.5 to 2.5	Pass
					30	3.85	-2.904	-0.0012	-2.5 to 2.5	Pass
	2535	25	0	20	3.85	-3.562	-0.0014	-2.5 to 2.5	Pass	
					50	3.85	-1.631	-0.0007	-2.5 to 2.5	Pass
					3.27	1.245	0.0005	-2.5 to 2.5	Pass	
				-30	3.85	-0.443	-0.0002	-2.5 to 2.5	Pass	
					4.43	-0.200	-0.0001	-2.5 to 2.5	Pass	
					3.85	0.701	0.0003	-2.5 to 2.5	Pass	
-20	3.85	-1.216	-0.0005	-2.5 to 2.5	Pass					
	-10	3.85	-0.629	-0.0002	-2.5 to 2.5	Pass				

				0	3.85	-0.801	-0.0003	-2.5 to 2.5	Pass				
				10	3.85	-0.815	-0.0003	-2.5 to 2.5	Pass				
				30	3.85	0.515	0.0002	-2.5 to 2.5	Pass				
				40	3.85	-0.672	-0.0003	-2.5 to 2.5	Pass				
				50	3.85	-0.243	-0.0001	-2.5 to 2.5	Pass				
	2567.5	25	0	20	3.27	-1.116	-0.0004	-2.5 to 2.5	Pass				
					3.85	-1.674	-0.0007	-2.5 to 2.5	Pass				
					4.43	-2.289	-0.0009	-2.5 to 2.5	Pass				
				-30	3.85	-2.861	-0.0011	-2.5 to 2.5	Pass				
				-20	3.85	-2.446	-0.0010	-2.5 to 2.5	Pass				
				-10	3.85	-1.960	-0.0008	-2.5 to 2.5	Pass				
				0	3.85	-3.619	-0.0014	-2.5 to 2.5	Pass				
				10	3.85	-3.161	-0.0012	-2.5 to 2.5	Pass				
				30	3.85	-1.087	-0.0004	-2.5 to 2.5	Pass				
				40	3.85	-1.717	-0.0007	-2.5 to 2.5	Pass				
				50	3.85	-2.174	-0.0008	-2.5 to 2.5	Pass				
				16QAM	2502.5	25	0	20	3.27	-1.473	-0.0006	-2.5 to 2.5	Pass
									3.85	-2.518	-0.0010	-2.5 to 2.5	Pass
									4.43	-2.246	-0.0009	-2.5 to 2.5	Pass
								-30	3.85	-1.731	-0.0007	-2.5 to 2.5	Pass
-20	3.85	-2.618	-0.0010					-2.5 to 2.5	Pass				
-10	3.85	-4.220	-0.0017					-2.5 to 2.5	Pass				
0	3.85	-1.402	-0.0006					-2.5 to 2.5	Pass				
10	3.85	-3.262	-0.0013					-2.5 to 2.5	Pass				
30	3.85	-3.004	-0.0012					-2.5 to 2.5	Pass				
40	3.85	-2.232	-0.0009					-2.5 to 2.5	Pass				
50	3.85	-1.688	-0.0007		-2.5 to 2.5	Pass							
2535	25	0	20		3.27	-1.330	-0.0005	-2.5 to 2.5	Pass				
					3.85	-2.375	-0.0009	-2.5 to 2.5	Pass				
					4.43	0.072	0.0000	-2.5 to 2.5	Pass				
			-30		3.85	-1.659	-0.0007	-2.5 to 2.5	Pass				
			-20		3.85	-2.017	-0.0008	-2.5 to 2.5	Pass				
			-10		3.85	0.129	0.0001	-2.5 to 2.5	Pass				
			0		3.85	-2.303	-0.0009	-2.5 to 2.5	Pass				
			10		3.85	-1.674	-0.0007	-2.5 to 2.5	Pass				
			30		3.85	-2.360	-0.0009	-2.5 to 2.5	Pass				
			40	3.85	-1.616	-0.0006	-2.5 to 2.5	Pass					
50	3.85	-2.246	-0.0009	-2.5 to 2.5	Pass								
2567.5	25	0	20	3.27	-0.558	-0.0002	-2.5 to 2.5	Pass					
				3.85	-0.830	-0.0003	-2.5 to 2.5	Pass					
				4.43	-0.386	-0.0002	-2.5 to 2.5	Pass					
			-30	3.85	-1.903	-0.0007	-2.5 to 2.5	Pass					
			-20	3.85	1.173	0.0005	-2.5 to 2.5	Pass					
			-10	3.85	0.043	0.0000	-2.5 to 2.5	Pass					
			0	3.85	-0.272	-0.0001	-2.5 to 2.5	Pass					
			10	3.85	-1.044	-0.0004	-2.5 to 2.5	Pass					
			30	3.85	-0.615	-0.0002	-2.5 to 2.5	Pass					
			40	3.85	-1.545	-0.0006	-2.5 to 2.5	Pass					
50	3.85	-0.758	-0.0003	-2.5 to 2.5	Pass								

2.1.2 B7_10MHz

Band: 7 / Bandwidth: 10MHz									
Modulation	Frequency (MHz)	RB Allocation		Temp. (°C)	Voltage (VDC)	Freq. Error (Hz)	Freq. vs. Rated (ppm)		Verdict
		Size	Offset				Result	Limit	
QPSK	2505	50	0	20	3.27	1.230	0.0005	-2.5 to 2.5	Pass
					3.85	-0.386	-0.0002	-2.5 to 2.5	Pass

16QAM	2535	50	0		4.43	1.316	0.0005	-2.5 to 2.5	Pass						
				-30	3.85	0.243	0.0001	-2.5 to 2.5	Pass						
				-20	3.85	0.157	0.0001	-2.5 to 2.5	Pass						
				-10	3.85	1.073	0.0004	-2.5 to 2.5	Pass						
				0	3.85	-0.401	-0.0002	-2.5 to 2.5	Pass						
				10	3.85	0.415	0.0002	-2.5 to 2.5	Pass						
				30	3.85	1.216	0.0005	-2.5 to 2.5	Pass						
				40	3.85	0.215	0.0001	-2.5 to 2.5	Pass						
	50	3.85	0.544	0.0002	-2.5 to 2.5	Pass									
	2565	50	0	20	3.27	-0.472	-0.0002	-2.5 to 2.5	Pass						
					3.85	-2.289	-0.0009	-2.5 to 2.5	Pass						
					4.43	-2.303	-0.0009	-2.5 to 2.5	Pass						
				-30	3.85	-0.672	-0.0003	-2.5 to 2.5	Pass						
										-20	3.85	-1.731	-0.0007	-2.5 to 2.5	Pass
				0	3.85	-1.731	-0.0007	-2.5 to 2.5	Pass						
										10	3.85	0.744	0.0003	-2.5 to 2.5	Pass
	30	3.85	0.000	0.0000	-2.5 to 2.5	Pass									
	40	3.85	-0.830	-0.0003	-2.5 to 2.5	Pass									
	50	3.85	-0.200	-0.0001	-2.5 to 2.5	Pass									
	2565	50	0	20	3.27	-1.016	-0.0004	-2.5 to 2.5	Pass						
					3.85	-2.646	-0.0010	-2.5 to 2.5	Pass						
					4.43	-1.059	-0.0004	-2.5 to 2.5	Pass						
				-30	3.85	-3.190	-0.0012	-2.5 to 2.5	Pass						
										-20	3.85	-1.388	-0.0005	-2.5 to 2.5	Pass
				0	3.85	-2.432	-0.0009	-2.5 to 2.5	Pass						
										10	3.85	-2.418	-0.0009	-2.5 to 2.5	Pass
30	3.85	-1.888	-0.0007	-2.5 to 2.5	Pass										
40	3.85	-1.130	-0.0004	-2.5 to 2.5	Pass										
50	3.85	-2.460	-0.0010	-2.5 to 2.5	Pass										
2505	50	0	20	3.27	2.031	0.0008	-2.5 to 2.5	Pass							
				3.85	1.559	0.0006	-2.5 to 2.5	Pass							
				4.43	2.089	0.0008	-2.5 to 2.5	Pass							
			-30	3.85	2.031	0.0008	-2.5 to 2.5	Pass							
									-20	3.85	2.375	0.0009	-2.5 to 2.5	Pass	
															-10
			0	3.85	0.973	0.0004	-2.5 to 2.5	Pass							
									10	3.85	2.761	0.0011	-2.5 to 2.5	Pass	
30	3.85	2.189	0.0009	-2.5 to 2.5	Pass										
40	3.85	2.489	0.0010	-2.5 to 2.5	Pass										
50	3.85	0.629	0.0003	-2.5 to 2.5	Pass										
2535	50	0	20	3.27	-0.744	-0.0003	-2.5 to 2.5	Pass							
				3.85	0.458	0.0002	-2.5 to 2.5	Pass							
				4.43	-1.330	-0.0005	-2.5 to 2.5	Pass							
			-30	3.85	0.486	0.0002	-2.5 to 2.5	Pass							
									-20	3.85	-1.459	-0.0006	-2.5 to 2.5	Pass	
															-10
			0	3.85	0.257	0.0001	-2.5 to 2.5	Pass							
									10	3.85	-0.472	-0.0002	-2.5 to 2.5	Pass	
30	3.85	-1.087	-0.0004	-2.5 to 2.5	Pass										
40	3.85	-0.916	-0.0004	-2.5 to 2.5	Pass										
50	3.85	-0.916	-0.0004	-2.5 to 2.5	Pass										
2565	50	0	20	3.27	0.658	0.0003	-2.5 to 2.5	Pass							
				3.85	0.215	0.0001	-2.5 to 2.5	Pass							
				4.43	1.473	0.0006	-2.5 to 2.5	Pass							
			-30	3.85	-0.458	-0.0002	-2.5 to 2.5	Pass							
-20	3.85	-1.488	-0.0006	-2.5 to 2.5	Pass										
-10	3.85	-1.130	-0.0004	-2.5 to 2.5	Pass										

				0	3.85	-0.758	-0.0003	-2.5 to 2.5	Pass
				10	3.85	-2.089	-0.0008	-2.5 to 2.5	Pass
				30	3.85	1.459	0.0006	-2.5 to 2.5	Pass
				40	3.85	1.788	0.0007	-2.5 to 2.5	Pass
				50	3.85	-0.315	-0.0001	-2.5 to 2.5	Pass

2.1.3 B7_15MHz

Band: 7 / Bandwidth: 15MHz												
Modulation	Frequency (MHz)	RB Allocation		Temp. (°C)	Voltage (VDC)	Freq. Error (Hz)	Freq. vs. Rated (ppm)		Verdict			
		Size	Offset				Result	Limit				
QPSK	2507.5	75	0	20	3.27	-0.687	-0.0003	-2.5 to 2.5	Pass			
					3.85	0.429	0.0002	-2.5 to 2.5	Pass			
					4.43	-0.558	-0.0002	-2.5 to 2.5	Pass			
				-30	3.85	-0.200	-0.0001	-2.5 to 2.5	Pass			
				-20	3.85	-0.572	-0.0002	-2.5 to 2.5	Pass			
				-10	3.85	0.601	0.0002	-2.5 to 2.5	Pass			
				0	3.85	-0.114	0.0000	-2.5 to 2.5	Pass			
				10	3.85	0.801	0.0003	-2.5 to 2.5	Pass			
				30	3.85	-0.114	0.0000	-2.5 to 2.5	Pass			
				40	3.85	0.286	0.0001	-2.5 to 2.5	Pass			
				50	3.85	-0.243	-0.0001	-2.5 to 2.5	Pass			
				2535	75	0	20	3.27	-1.259	-0.0005	-2.5 to 2.5	Pass
								3.85	-1.245	-0.0005	-2.5 to 2.5	Pass
								4.43	-1.473	-0.0006	-2.5 to 2.5	Pass
							-30	3.85	-1.760	-0.0007	-2.5 to 2.5	Pass
	-20	3.85	-1.831				-0.0007	-2.5 to 2.5	Pass			
	-10	3.85	-2.518				-0.0010	-2.5 to 2.5	Pass			
	2562.5	75	0	20	3.27	-2.418	-0.0009	-2.5 to 2.5	Pass			
					3.85	-2.704	-0.0011	-2.5 to 2.5	Pass			
					4.43	-2.503	-0.0010	-2.5 to 2.5	Pass			
				-30	3.85	-2.403	-0.0009	-2.5 to 2.5	Pass			
				-20	3.85	-1.388	-0.0005	-2.5 to 2.5	Pass			
				-10	3.85	-2.789	-0.0011	-2.5 to 2.5	Pass			
				0	3.85	-1.616	-0.0006	-2.5 to 2.5	Pass			
				10	3.85	-0.944	-0.0004	-2.5 to 2.5	Pass			
				30	3.85	-2.103	-0.0008	-2.5 to 2.5	Pass			
	16QAM	2507.5	75	0	20	3.27	-0.172	-0.0001	-2.5 to 2.5	Pass		
3.85						1.087	0.0004	-2.5 to 2.5	Pass			
4.43						-0.515	-0.0002	-2.5 to 2.5	Pass			
-30					3.85	0.143	0.0001	-2.5 to 2.5	Pass			
-20					3.85	0.200	0.0001	-2.5 to 2.5	Pass			
-10					3.85	0.601	0.0002	-2.5 to 2.5	Pass			
0					3.85	0.358	0.0001	-2.5 to 2.5	Pass			
10					3.85	0.272	0.0001	-2.5 to 2.5	Pass			
30					3.85	0.472	0.0002	-2.5 to 2.5	Pass			
40					3.85	-0.486	-0.0002	-2.5 to 2.5	Pass			
50					3.85	0.014	0.0000	-2.5 to 2.5	Pass			
2535					75	0	20	3.27	-0.672	-0.0003	-2.5 to 2.5	Pass
		3.85	-1.845	-0.0007				-2.5 to 2.5	Pass			

					4.43	-1.874	-0.0007	-2.5 to 2.5	Pass	
				-30	3.85	-0.973	-0.0004	-2.5 to 2.5	Pass	
				-20	3.85	-0.558	-0.0002	-2.5 to 2.5	Pass	
				-10	3.85	-1.602	-0.0006	-2.5 to 2.5	Pass	
				0	3.85	-0.529	-0.0002	-2.5 to 2.5	Pass	
				10	3.85	-0.772	-0.0003	-2.5 to 2.5	Pass	
				30	3.85	0.272	0.0001	-2.5 to 2.5	Pass	
	2562.5	75	0			3.85	-1.159	0.0000	-2.5 to 2.5	Pass
					50	3.85	-1.159	-0.0005	-2.5 to 2.5	Pass
					20	3.27	-1.659	-0.0006	-2.5 to 2.5	Pass
						3.85	-1.702	-0.0007	-2.5 to 2.5	Pass
						4.43	-1.416	-0.0006	-2.5 to 2.5	Pass
					-30	3.85	-0.257	-0.0001	-2.5 to 2.5	Pass
					-20	3.85	-0.029	0.0000	-2.5 to 2.5	Pass
-10	3.85	-1.645	-0.0006	-2.5 to 2.5	Pass					
2562.5	75	0		0	3.85	0.029	0.0000	-2.5 to 2.5	Pass	
				10	3.85	0.114	0.0000	-2.5 to 2.5	Pass	
				30	3.85	-0.730	-0.0003	-2.5 to 2.5	Pass	
				40	3.85	0.129	0.0001	-2.5 to 2.5	Pass	
				50	3.85	-1.574	-0.0006	-2.5 to 2.5	Pass	

2.1.4 B7_20MHz

Band: 7 / Bandwidth: 20MHz												
Modulation	Frequency (MHz)	RB Allocation		Temp. (°C)	Voltage (VDC)	Freq. Error (Hz)	Freq. vs. Rated (ppm)		Verdict			
		Size	Offset				Result	Limit				
QPSK	2510	100	0	20	3.27	1.187	0.0005	-2.5 to 2.5	Pass			
					3.85	-0.315	-0.0001	-2.5 to 2.5	Pass			
					4.43	0.443	0.0002	-2.5 to 2.5	Pass			
				-30	3.85	0.858	0.0003	-2.5 to 2.5	Pass			
				-20	3.85	1.173	0.0005	-2.5 to 2.5	Pass			
				-10	3.85	0.730	0.0003	-2.5 to 2.5	Pass			
				0	3.85	0.701	0.0003	-2.5 to 2.5	Pass			
				10	3.85	0.572	0.0002	-2.5 to 2.5	Pass			
				30	3.85	-0.300	-0.0001	-2.5 to 2.5	Pass			
				40	3.85	-0.300	-0.0001	-2.5 to 2.5	Pass			
				50	3.85	0.844	0.0003	-2.5 to 2.5	Pass			
				2535	100	0	20	3.27	-0.515	-0.0002	-2.5 to 2.5	Pass
								3.85	-0.830	-0.0003	-2.5 to 2.5	Pass
								4.43	-0.243	-0.0001	-2.5 to 2.5	Pass
	-30	3.85	0.386				0.0002	-2.5 to 2.5	Pass			
	-20	3.85	-0.129				-0.0001	-2.5 to 2.5	Pass			
	-10	3.85	-0.358				-0.0001	-2.5 to 2.5	Pass			
	0	3.85	0.644				0.0003	-2.5 to 2.5	Pass			
	10	3.85	-0.415				-0.0002	-2.5 to 2.5	Pass			
	30	3.85	-1.302				-0.0005	-2.5 to 2.5	Pass			
	40	3.85	-1.874				-0.0007	-2.5 to 2.5	Pass			
	50	3.85	-0.815				-0.0003	-2.5 to 2.5	Pass			
	2560	100	0				20	3.27	-0.401	-0.0002	-2.5 to 2.5	Pass
								3.85	-3.333	-0.0013	-2.5 to 2.5	Pass
				4.43	-1.702	-0.0007		-2.5 to 2.5	Pass			
				-30	3.85	-1.473	-0.0006	-2.5 to 2.5	Pass			
				-20	3.85	-2.990	-0.0012	-2.5 to 2.5	Pass			
-10				3.85	-2.317	-0.0009	-2.5 to 2.5	Pass				
0				3.85	-1.531	-0.0006	-2.5 to 2.5	Pass				
10	3.85	-1.817	-0.0007	-2.5 to 2.5	Pass							
30	3.85	-0.458	-0.0002	-2.5 to 2.5	Pass							

16QAM	2510	100	0	40	3.85	-1.159	-0.0005	-2.5 to 2.5	Pass			
				50	3.85	-1.187	-0.0005	-2.5 to 2.5	Pass			
				20	3.27	2.618	0.0010	-2.5 to 2.5	Pass			
					3.85	2.017	0.0008	-2.5 to 2.5	Pass			
					4.43	1.144	0.0005	-2.5 to 2.5	Pass			
				-30	3.85	0.572	0.0002	-2.5 to 2.5	Pass			
				-20	3.85	0.558	0.0002	-2.5 to 2.5	Pass			
				-10	3.85	2.704	0.0011	-2.5 to 2.5	Pass			
				0	3.85	2.418	0.0010	-2.5 to 2.5	Pass			
				10	3.85	1.831	0.0007	-2.5 to 2.5	Pass			
				30	3.85	0.587	0.0002	-2.5 to 2.5	Pass			
				40	3.85	1.831	0.0007	-2.5 to 2.5	Pass			
				50	3.85	1.988	0.0008	-2.5 to 2.5	Pass			
				2535	100	0	20	3.27	-0.772	-0.0003	-2.5 to 2.5	Pass
								3.85	-1.030	-0.0004	-2.5 to 2.5	Pass
	4.43	0.286	0.0001					-2.5 to 2.5	Pass			
	-30	3.85	-0.086				0.0000	-2.5 to 2.5	Pass			
	-20	3.85	-2.131				-0.0008	-2.5 to 2.5	Pass			
	-10	3.85	-0.257				-0.0001	-2.5 to 2.5	Pass			
	0	3.85	-0.086				0.0000	-2.5 to 2.5	Pass			
	10	3.85	-0.472				-0.0002	-2.5 to 2.5	Pass			
	30	3.85	-1.645				-0.0006	-2.5 to 2.5	Pass			
	40	3.85	-0.243				-0.0001	-2.5 to 2.5	Pass			
	50	3.85	-1.259				-0.0005	-2.5 to 2.5	Pass			
	2560	100	0				20	3.27	-0.186	-0.0001	-2.5 to 2.5	Pass
								3.85	-0.887	-0.0003	-2.5 to 2.5	Pass
								4.43	-1.645	-0.0006	-2.5 to 2.5	Pass
							-30	3.85	-0.372	-0.0001	-2.5 to 2.5	Pass
				-20	3.85	-0.243	-0.0001	-2.5 to 2.5	Pass			
				-10	3.85	-0.014	0.0000	-2.5 to 2.5	Pass			
0				3.85	0.300	0.0001	-2.5 to 2.5	Pass				
10				3.85	-0.458	-0.0002	-2.5 to 2.5	Pass				
30				3.85	-1.302	-0.0005	-2.5 to 2.5	Pass				
40				3.85	1.230	0.0005	-2.5 to 2.5	Pass				
50				3.85	-0.644	-0.0003	-2.5 to 2.5	Pass				

3. Modulation Characteristics

3.1 Test Result

3.1.1 B7_5MHz

Band: 7 / Bandwidth: 5MHz / NTN						
Modulation	Frequency (MHz)	RB Allocation		Modulation Characteristics		Verdict
		Size	Offset	Result	Limit	
QPSK	2535	25	0	Refer To Test Graph		Pass
16QAM	2535	25	0	Refer To Test Graph		Pass

3.1.2 B7_10MHz

Band: 7 / Bandwidth: 10MHz / NTN						
Modulation	Frequency (MHz)	RB Allocation		Modulation Characteristics		Verdict
		Size	Offset	Result	Limit	
QPSK	2535	50	0	Refer To Test Graph		Pass
16QAM	2535	50	0	Refer To Test Graph		Pass

3.1.3 B7_15MHz

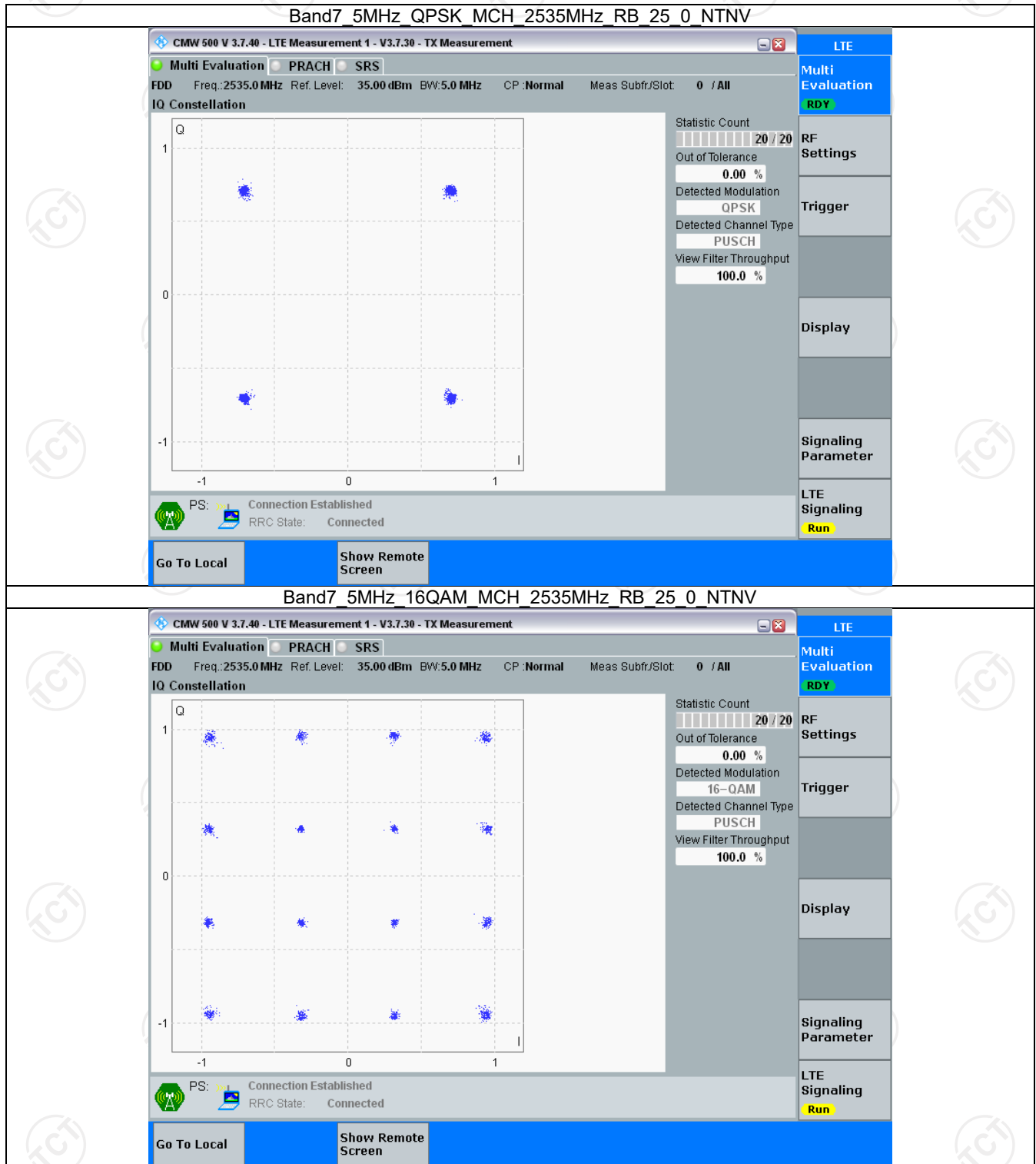
Band: 7 / Bandwidth: 15MHz / NTN						
Modulation	Frequency (MHz)	RB Allocation		Modulation Characteristics		Verdict
		Size	Offset	Result	Limit	
QPSK	2535	75	0	Refer To Test Graph		Pass
16QAM	2535	75	0	Refer To Test Graph		Pass

3.1.4 B7_20MHz

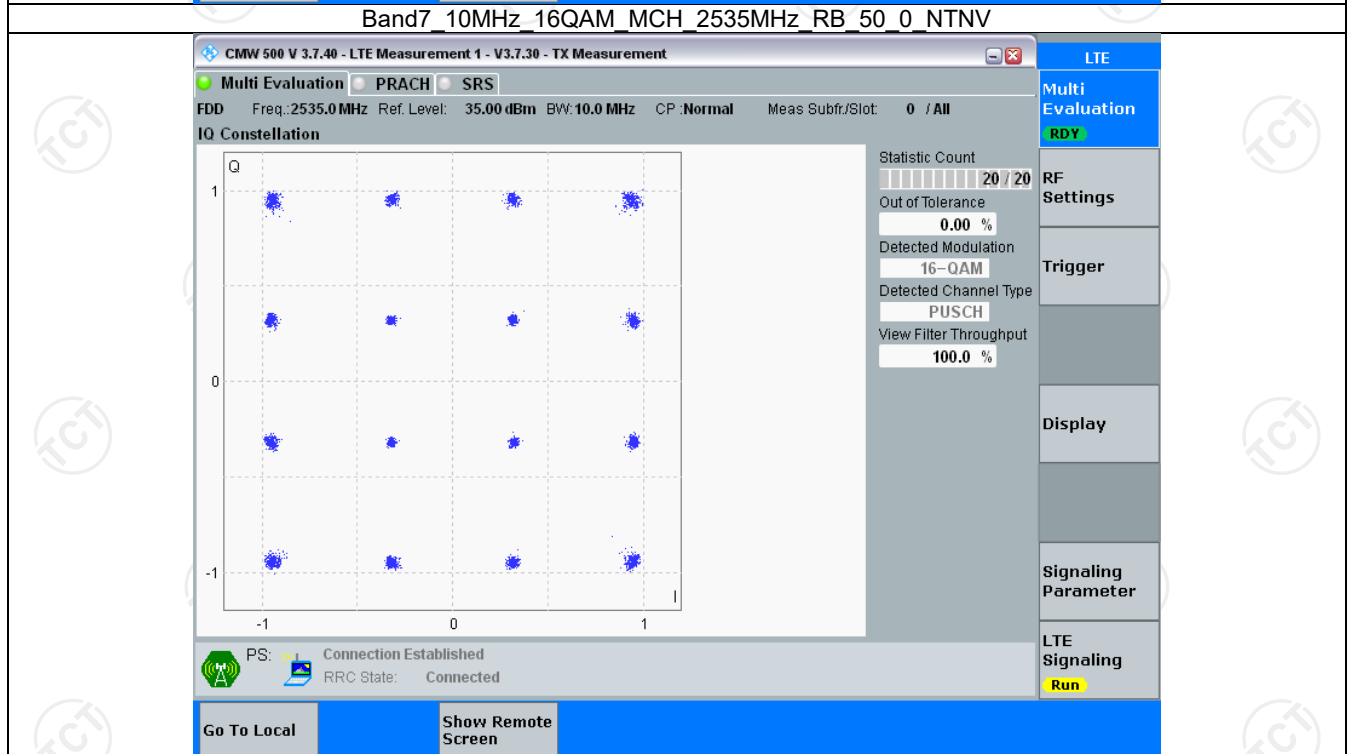
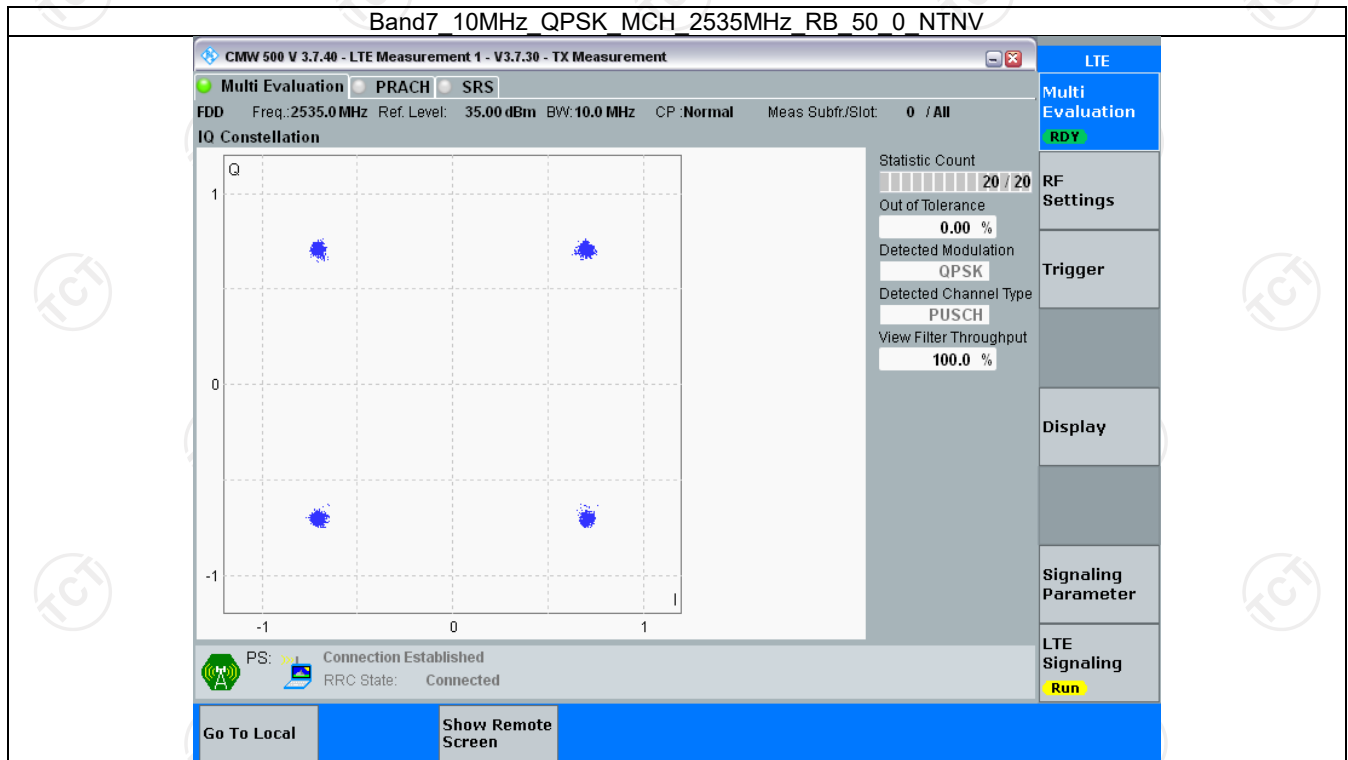
Band: 7 / Bandwidth: 20MHz / NTN						
Modulation	Frequency (MHz)	RB Allocation		Modulation Characteristics		Verdict
		Size	Offset	Result	Limit	
QPSK	2535	100	0	Refer To Test Graph		Pass
16QAM	2535	100	0	Refer To Test Graph		Pass

3.2 Test Graph

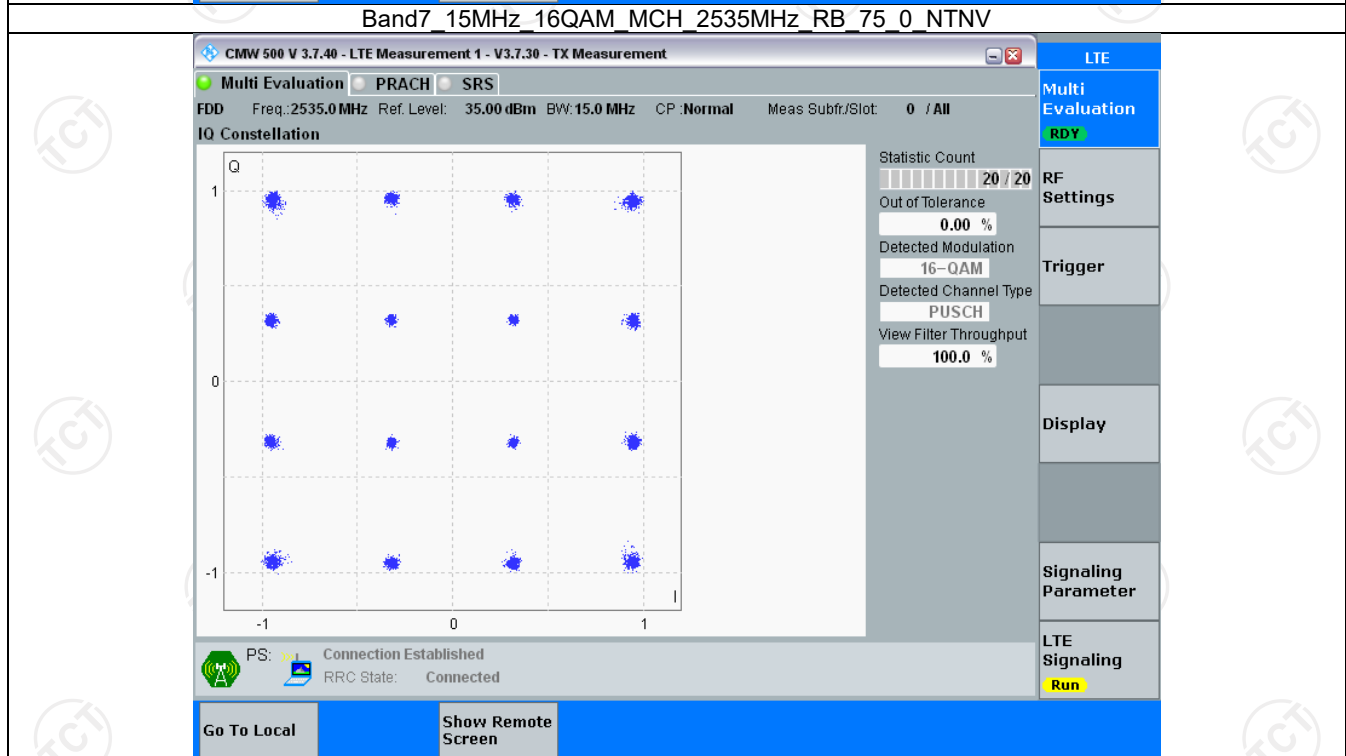
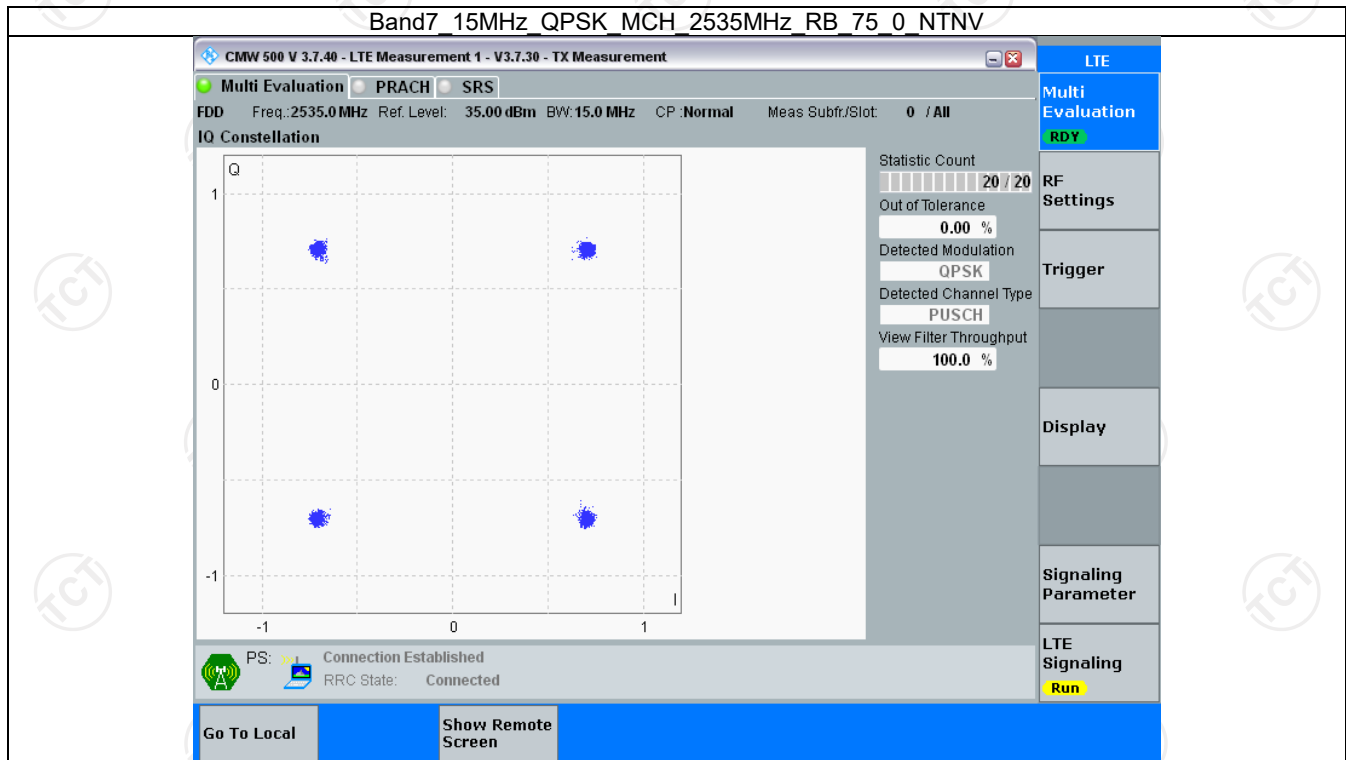
3.2.1 B7_5MHz



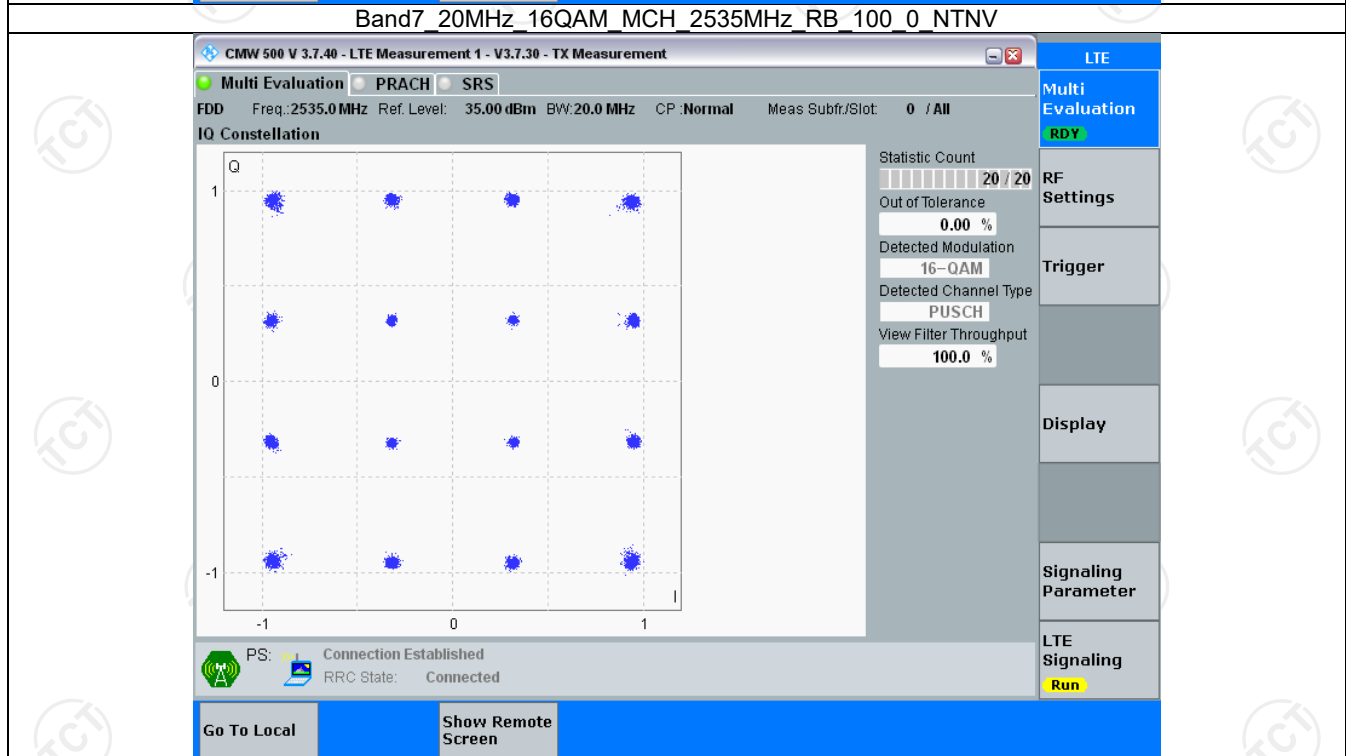
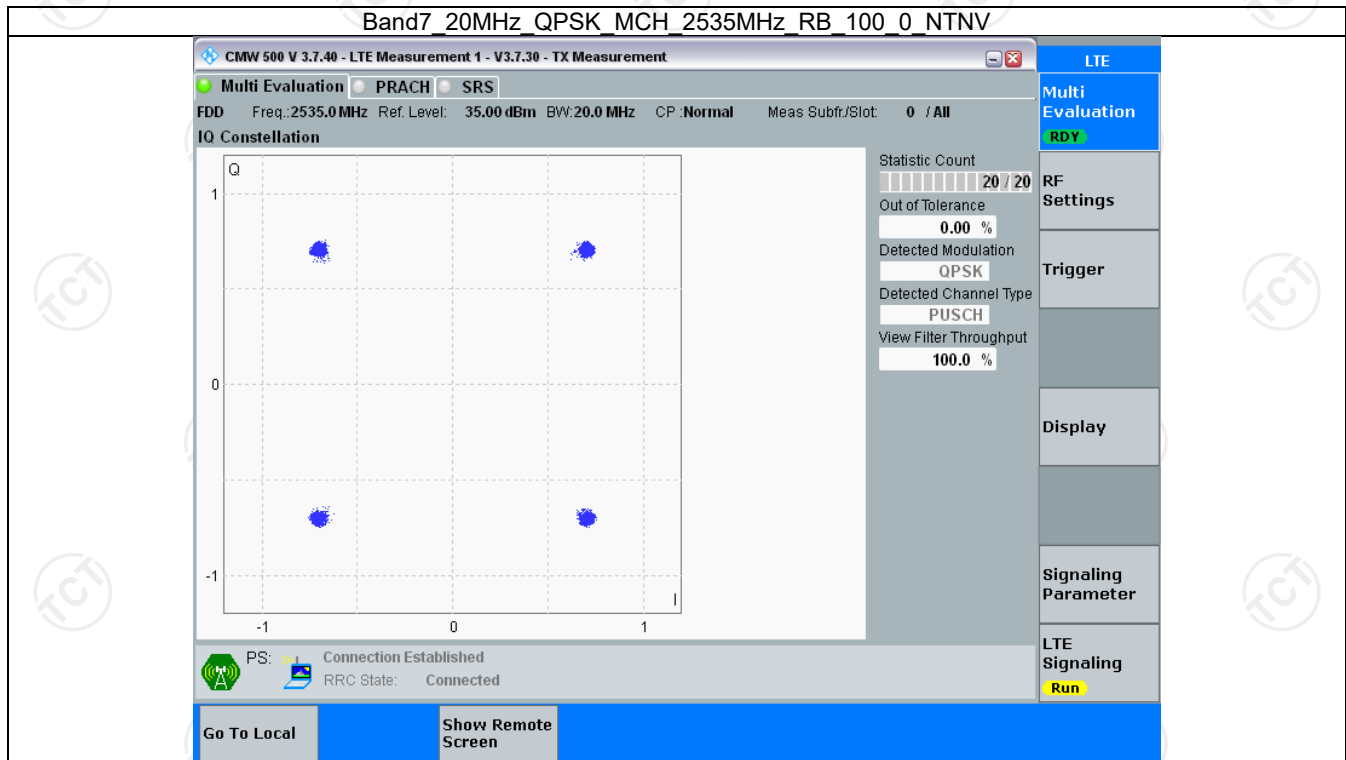
3.2.2 B7_10MHz



3.2.3 B7_15MHz



3.2.4 B7_20MHz



4. 99% & 26dB Bandwidth

4.1 Test Result

4.1.1 Band7_OBW

Band: 7 / NTN							
Bandwidth (MHz)	Modulation	Frequency (MHz)	RB Allocation		99% Occupied Bandwidth (MHz)		Verdict
			Size	Offset	Result	Limit	
5	QPSK	2502.5	25	0	4.560	/	Pass
		2535	25	0	4.571	/	Pass
		2567.5	25	0	4.570	/	Pass
	16QAM	2502.5	25	0	4.551	/	Pass
		2535	25	0	4.560	/	Pass
		2567.5	25	0	4.606	/	Pass
10	QPSK	2505	50	0	9.067	/	Pass
		2535	50	0	9.024	/	Pass
		2565	50	0	9.085	/	Pass
	16QAM	2505	50	0	9.048	/	Pass
		2535	50	0	9.048	/	Pass
		2565	50	0	9.096	/	Pass
15	QPSK	2507.5	75	0	13.559	/	Pass
		2535	75	0	13.527	/	Pass
		2562.5	75	0	13.582	/	Pass
	16QAM	2507.5	75	0	13.590	/	Pass
		2535	75	0	13.554	/	Pass
		2562.5	75	0	13.594	/	Pass
20	QPSK	2510	100	0	18.084	/	Pass
		2535	100	0	18.011	/	Pass
		2560	100	0	18.088	/	Pass
	16QAM	2510	100	0	18.084	/	Pass
		2535	100	0	18.013	/	Pass
		2560	100	0	18.131	/	Pass

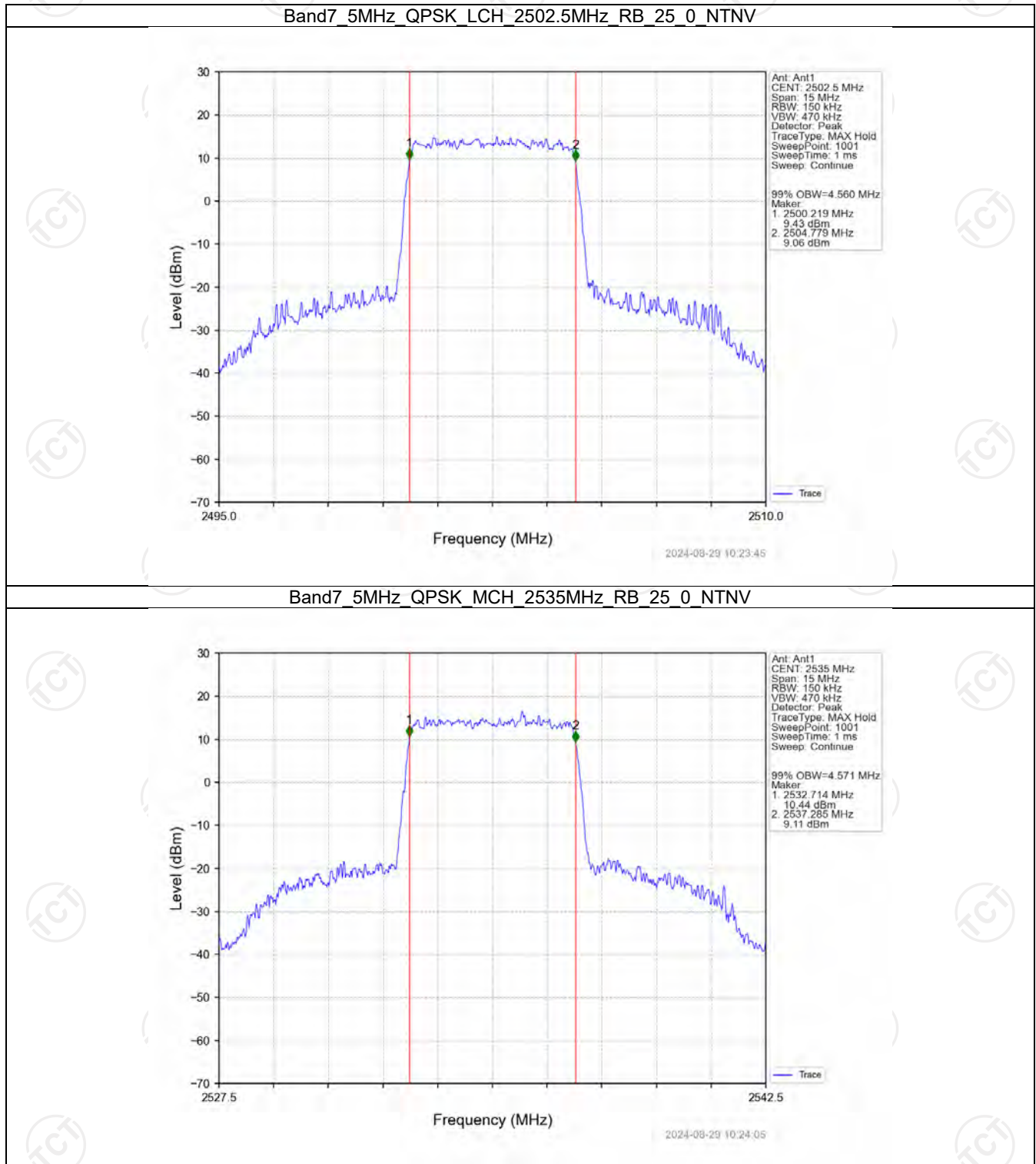
4.1.2 Band7_XDB

Band: 7 / NTN							
Bandwidth (MHz)	Modulation	Frequency (MHz)	RB Allocation		26dB Bandwidth (MHz)		Verdict
			Size	Offset	Result	Limit	
5	QPSK	2502.5	25	0	5.041	/	Pass
		2535	25	0	5.034	/	Pass
		2567.5	25	0	5.089	/	Pass
	16QAM	2502.5	25	0	5.076	/	Pass
		2535	25	0	5.089	/	Pass
		2567.5	25	0	5.071	/	Pass
10	QPSK	2505	50	0	10.077	/	Pass
		2535	50	0	10.050	/	Pass
		2565	50	0	10.075	/	Pass
	16QAM	2505	50	0	10.188	/	Pass
		2535	50	0	10.053	/	Pass
		2565	50	0	10.062	/	Pass
15	QPSK	2507.5	75	0	15.120	/	Pass
		2535	75	0	15.112	/	Pass
		2562.5	75	0	15.185	/	Pass

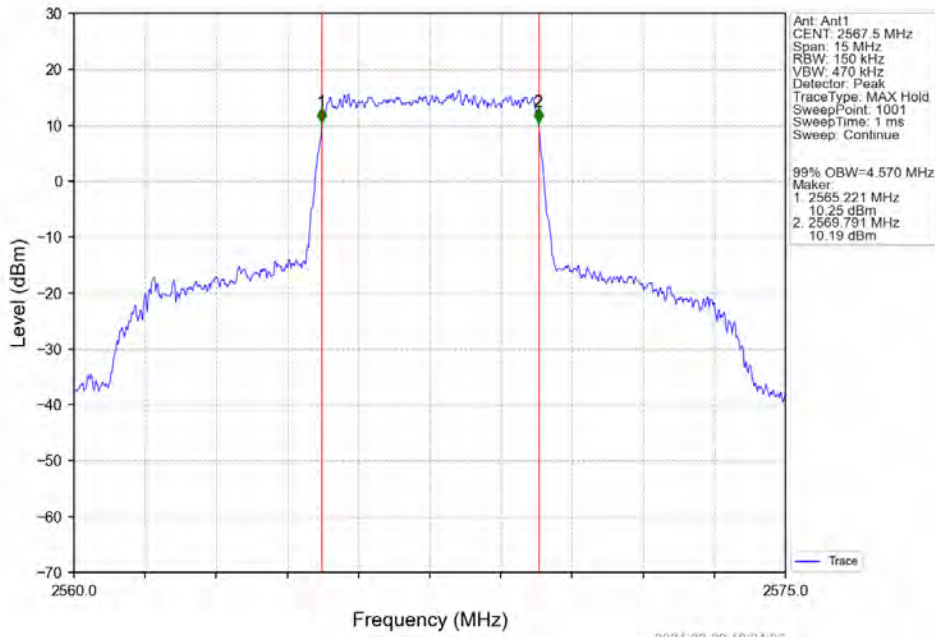
20	16QAM	2507.5	75	0	15.120	/	Pass
		2535	75	0	15.244	/	Pass
		2562.5	75	0	15.240	/	Pass
	QPSK	2510	100	0	20.130	/	Pass
		2535	100	0	19.983	/	Pass
		2560	100	0	20.052	/	Pass
	16QAM	2510	100	0	20.014	/	Pass
		2535	100	0	20.018	/	Pass
		2560	100	0	20.225	/	Pass

4.2 Test Graph

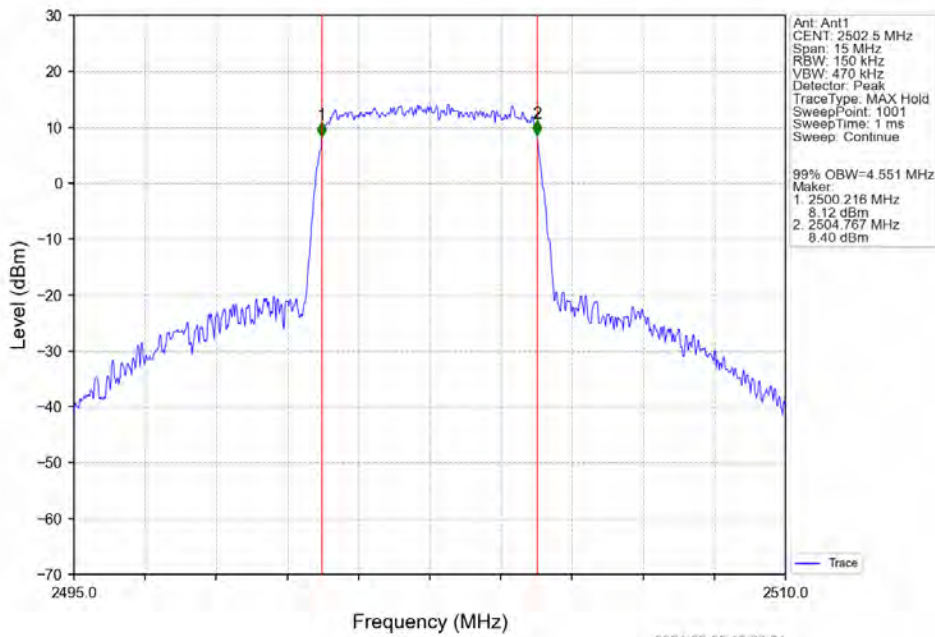
4.2.1 Band7_OBW



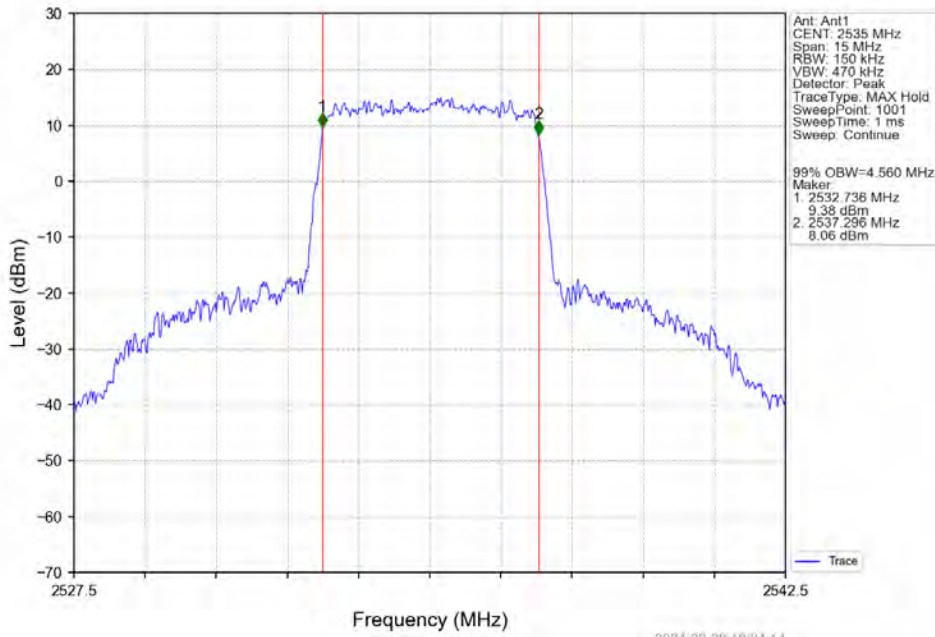
Band7 5MHz QPSK HCH 2567.5MHz RB 25 0 NTV



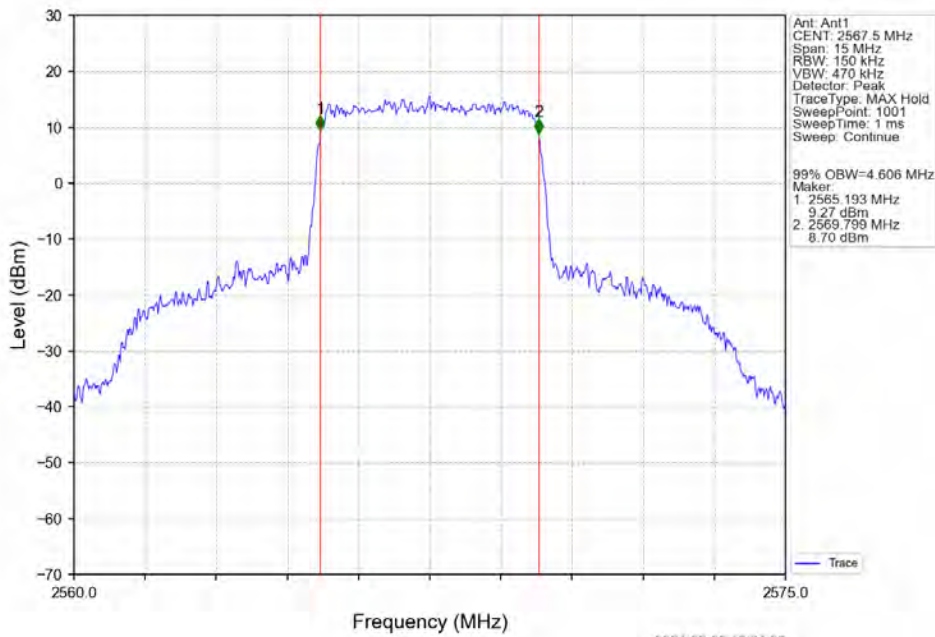
Band7 5MHz 16QAM LCH 2502.5MHz RB 25 0 NTV



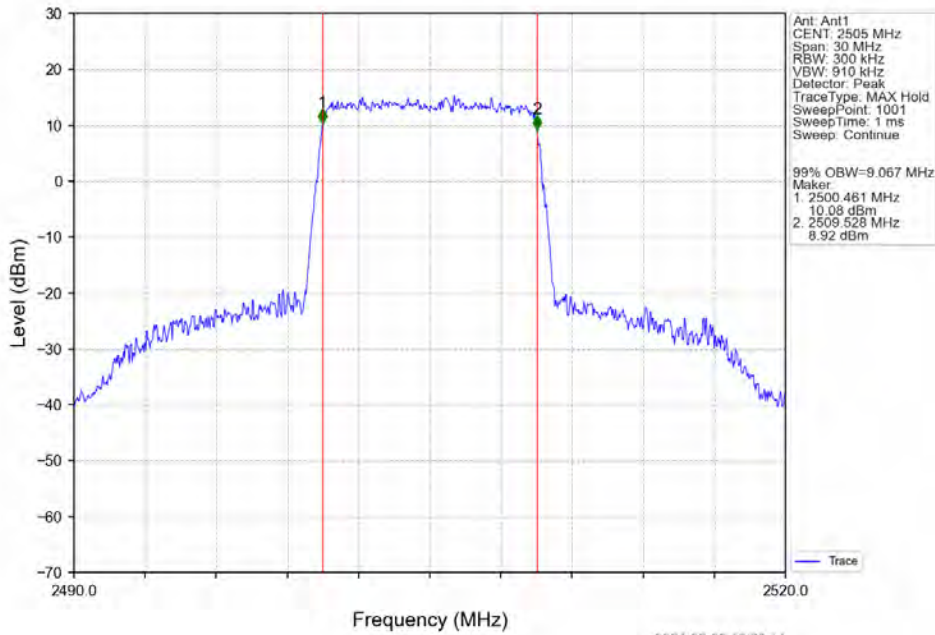
Band7 5MHz 16QAM MCH 2535MHz RB 25 0 NTNV



Band7 5MHz 16QAM HCH 2567.5MHz RB 25 0 NTNV

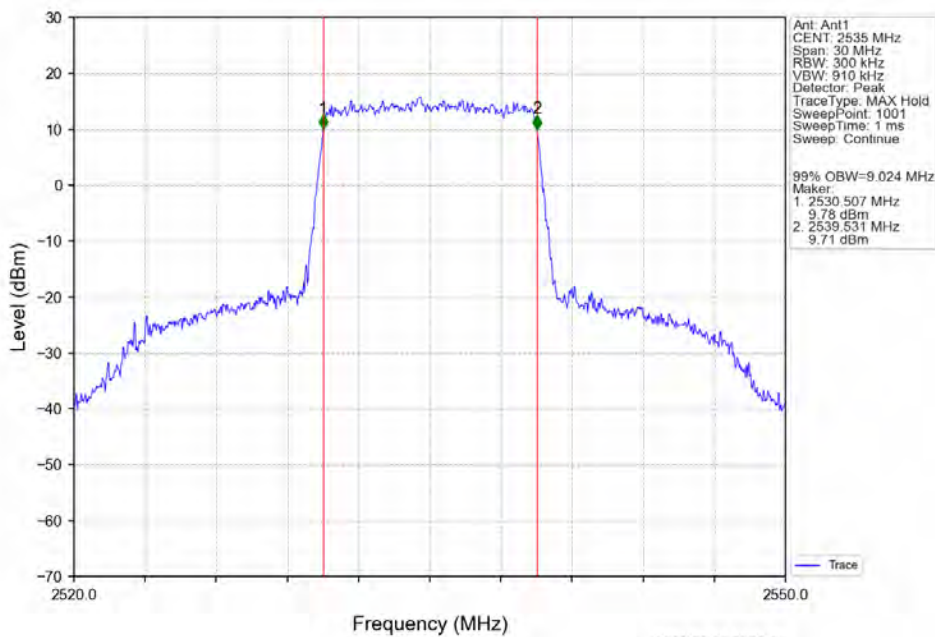


Band7 10MHz QPSK LCH 2505MHz RB 50 0 NTN



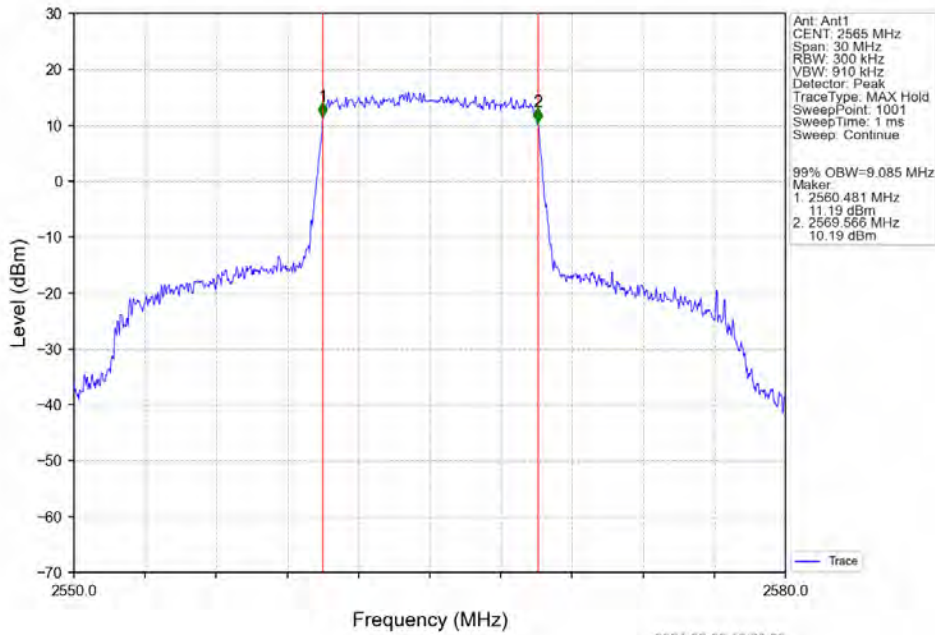
2024-08-29 10:25:14

Band7 10MHz QPSK MCH 2535MHz RB 50 0 NTN

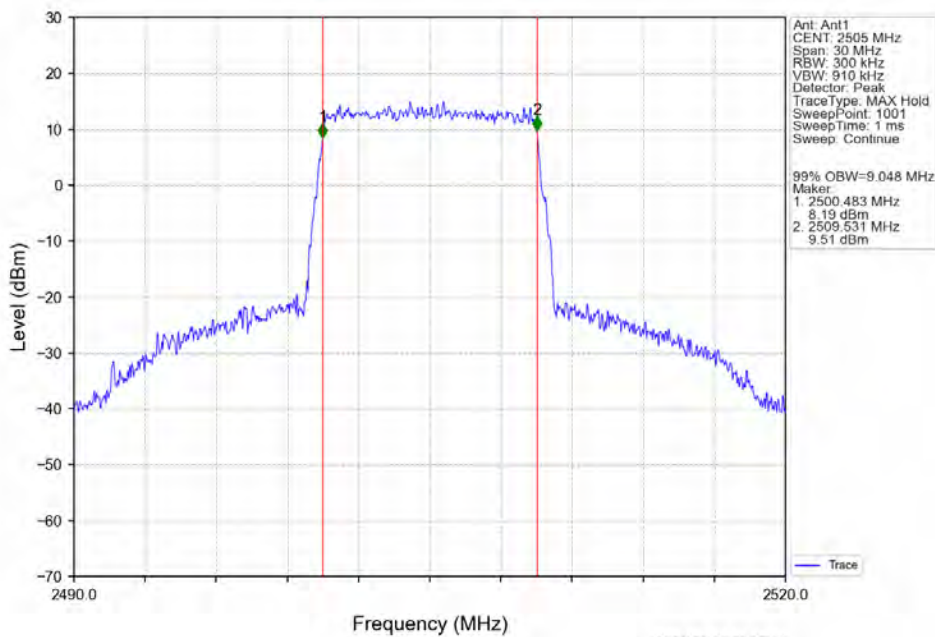


2024-08-29 10:25:36

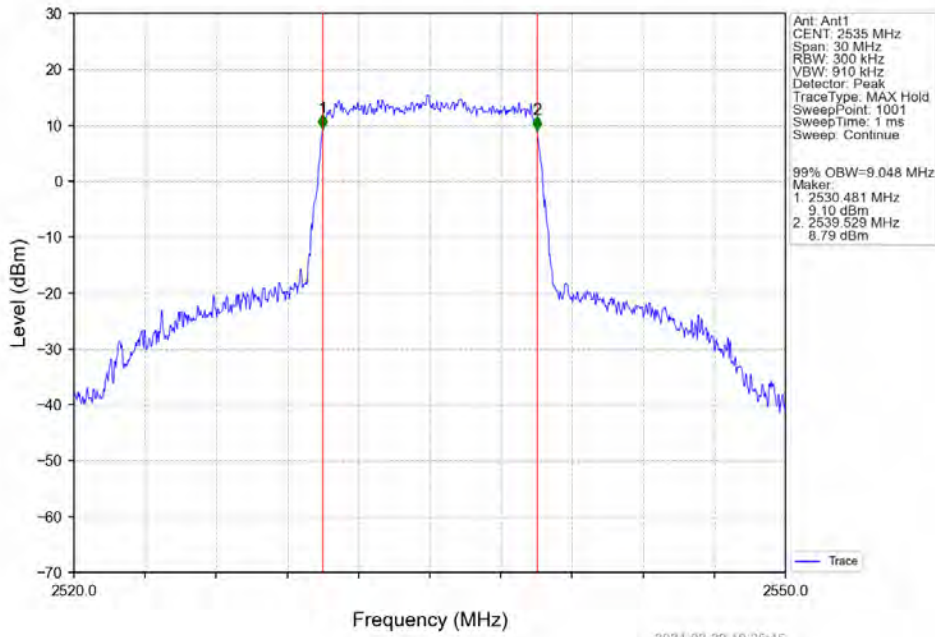
Band7 10MHz QPSK HCH 2565MHz RB 50 0 NTN



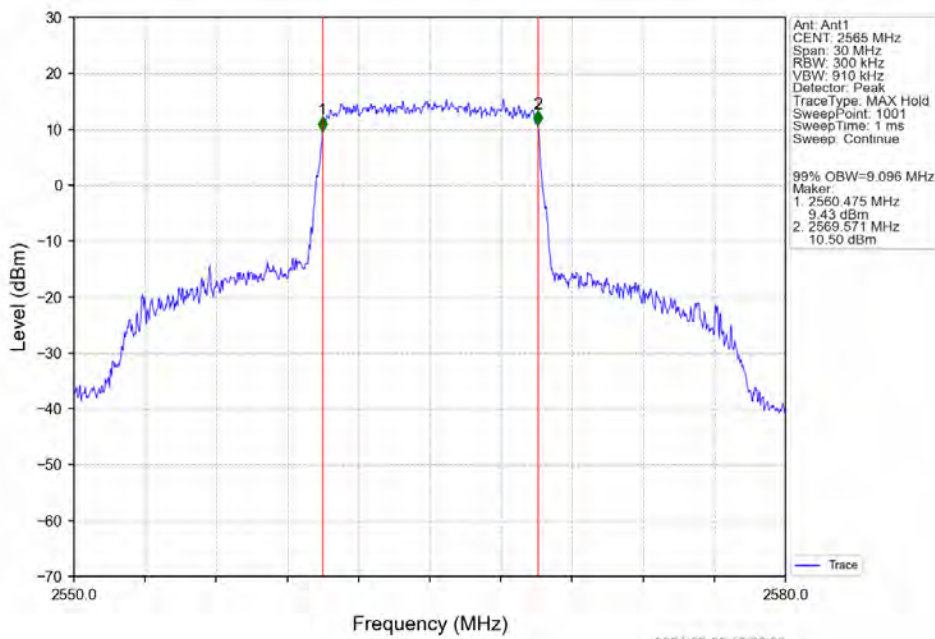
Band7 10MHz 16QAM LCH 2505MHz RB 50 0 NTN



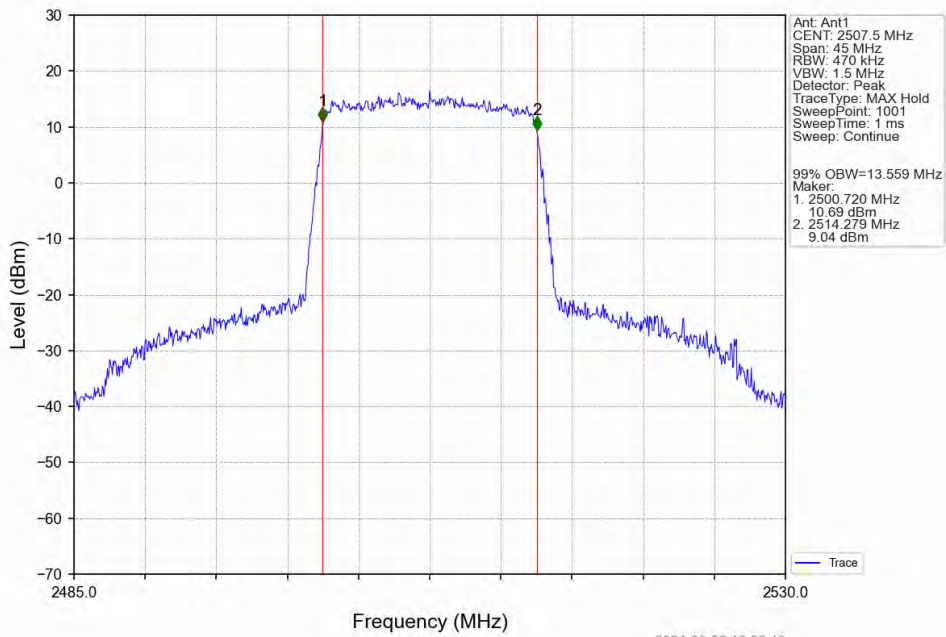
Band7 10MHz 16QAM MCH 2535MHz RB 50 0 NTV



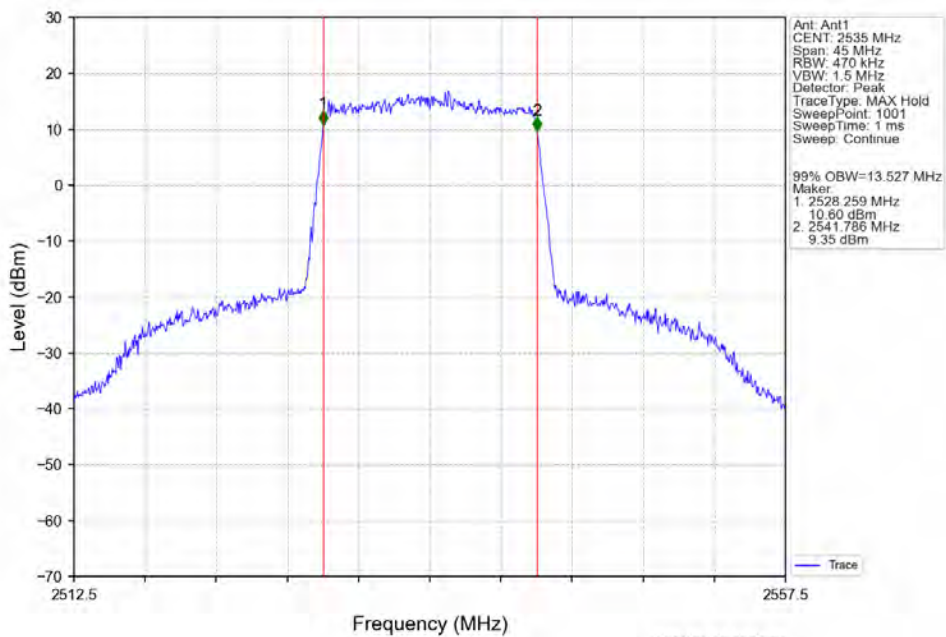
Band7 10MHz 16QAM HCH 2565MHz RB 50 0 NTV



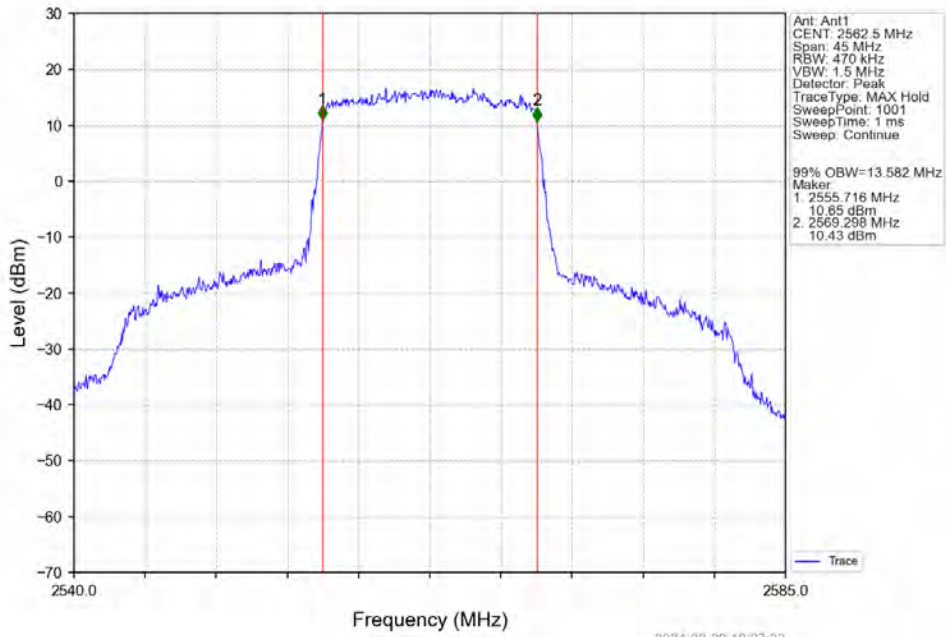
Band7 15MHz QPSK LCH 2507.5MHz RB 75 0 NTNV



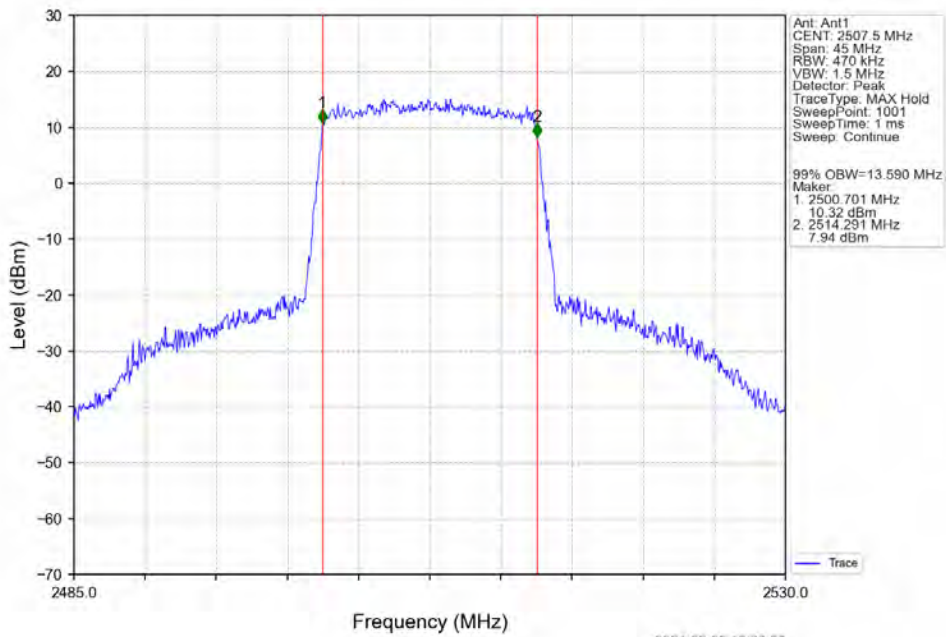
Band7 15MHz QPSK MCH 2535MHz RB 75 0 NTNV



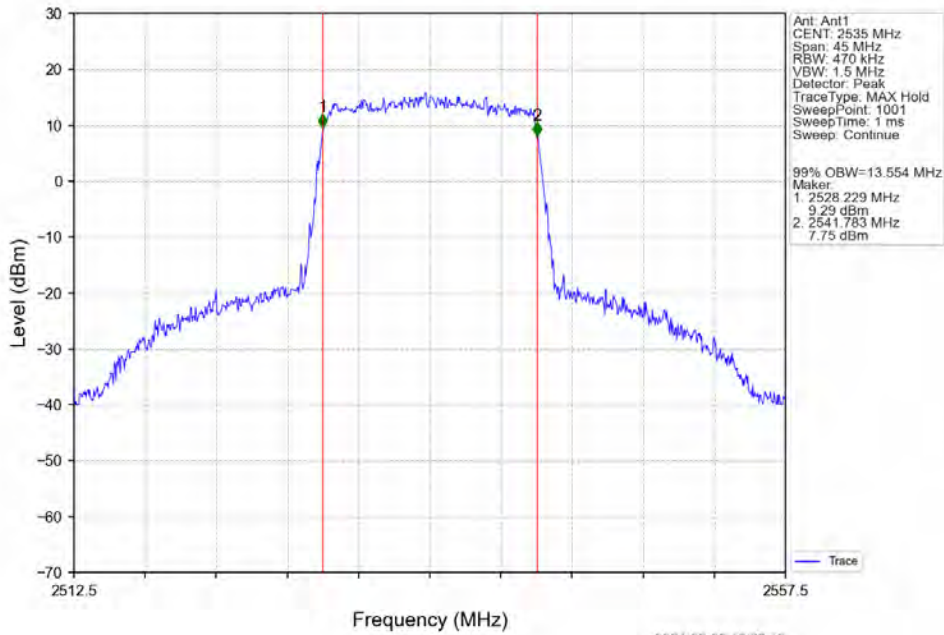
Band7 15MHz QPSK HCH 2562.5MHz RB 75 0 NTV



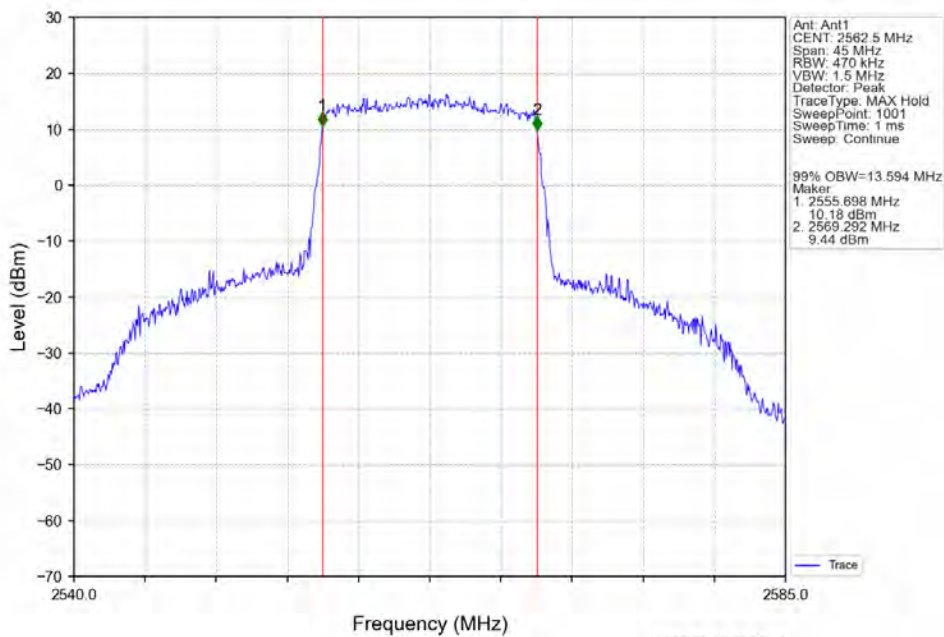
Band7 15MHz 16QAM LCH 2507.5MHz RB 75 0 NTV



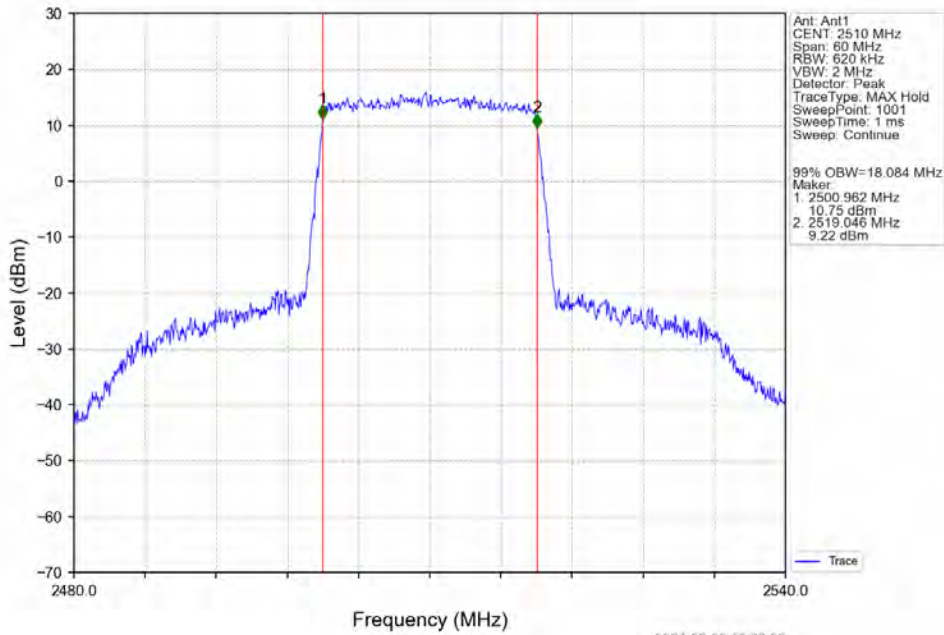
Band7 15MHz 16QAM MCH 2535MHz RB 75 0 NTV



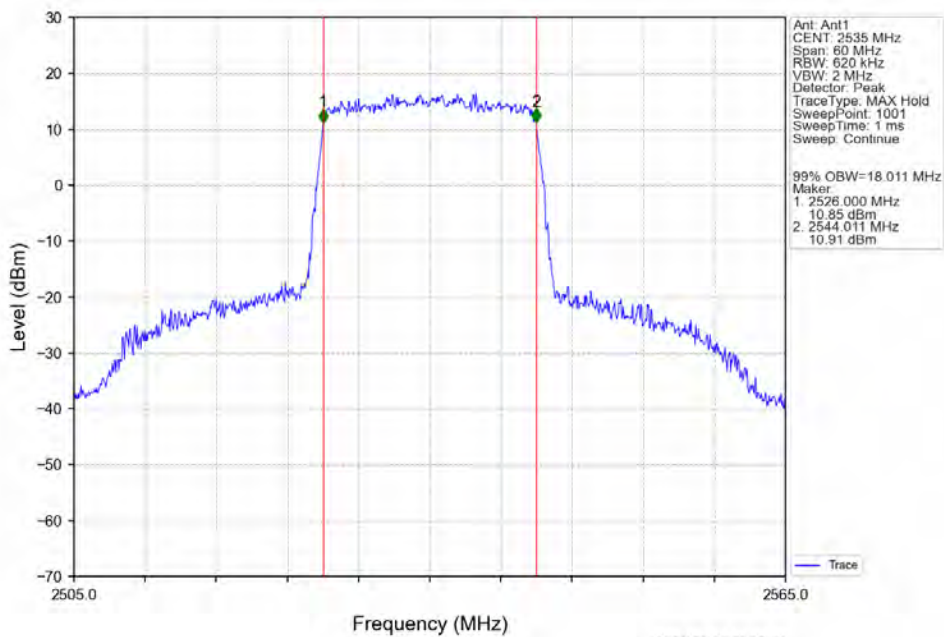
Band7 15MHz 16QAM HCH 2562.5MHz RB 75 0 NTV



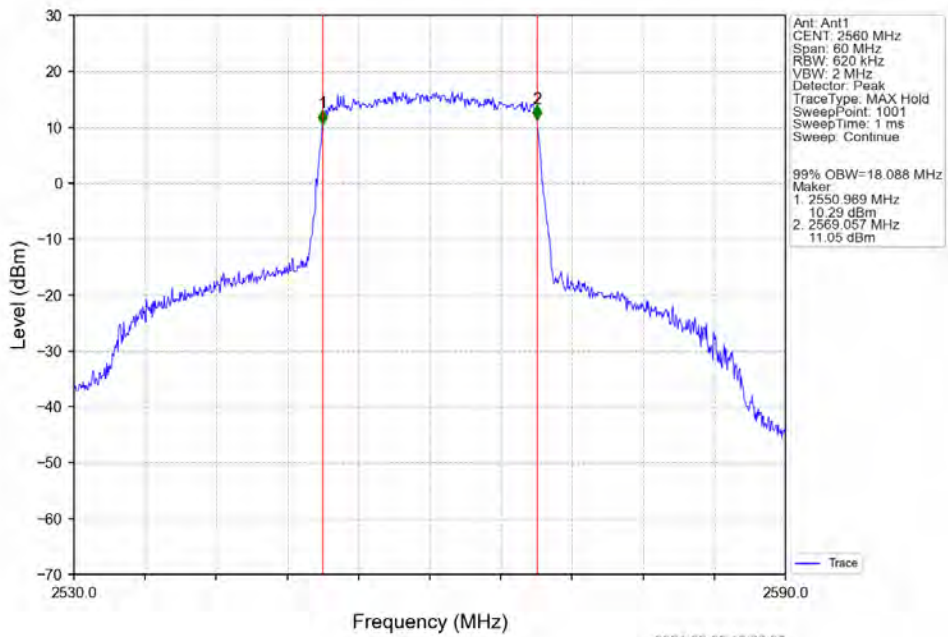
Band7 20MHz QPSK LCH 2510MHz RB 100 0 NTV



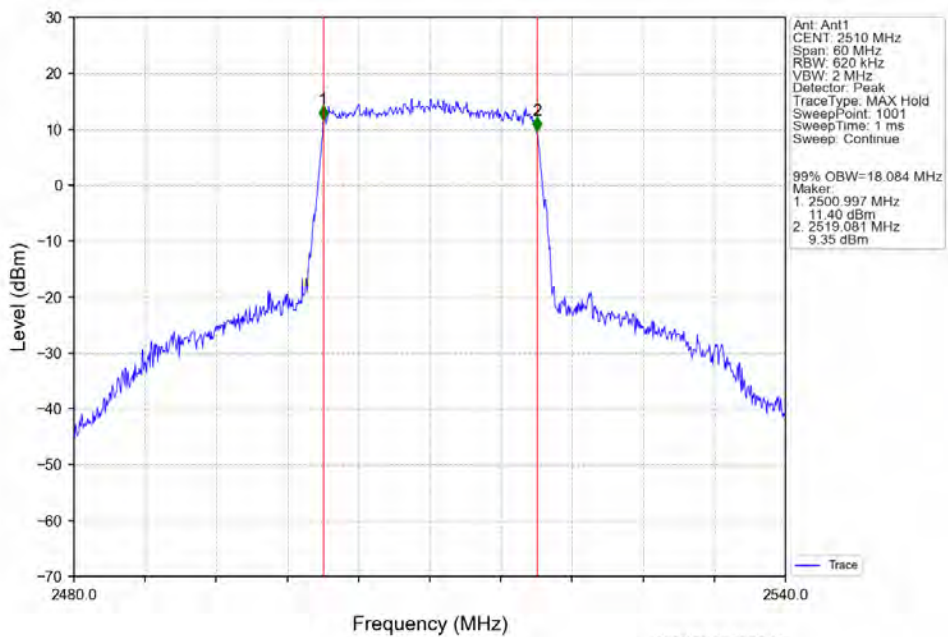
Band7 20MHz QPSK MCH 2535MHz RB 100 0 NTV



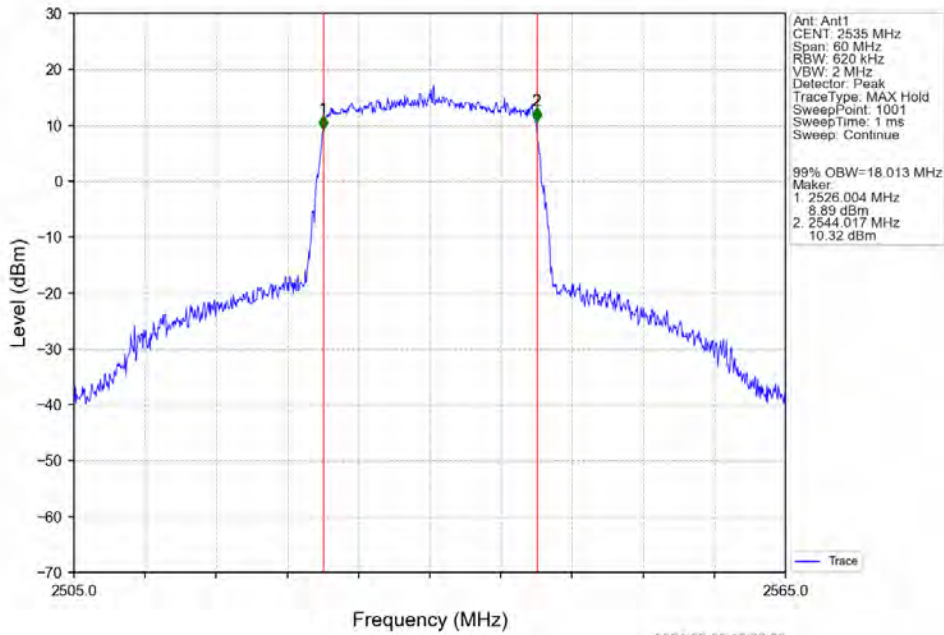
Band7 20MHz QPSK HCH 2560MHz RB 100 0 NTV



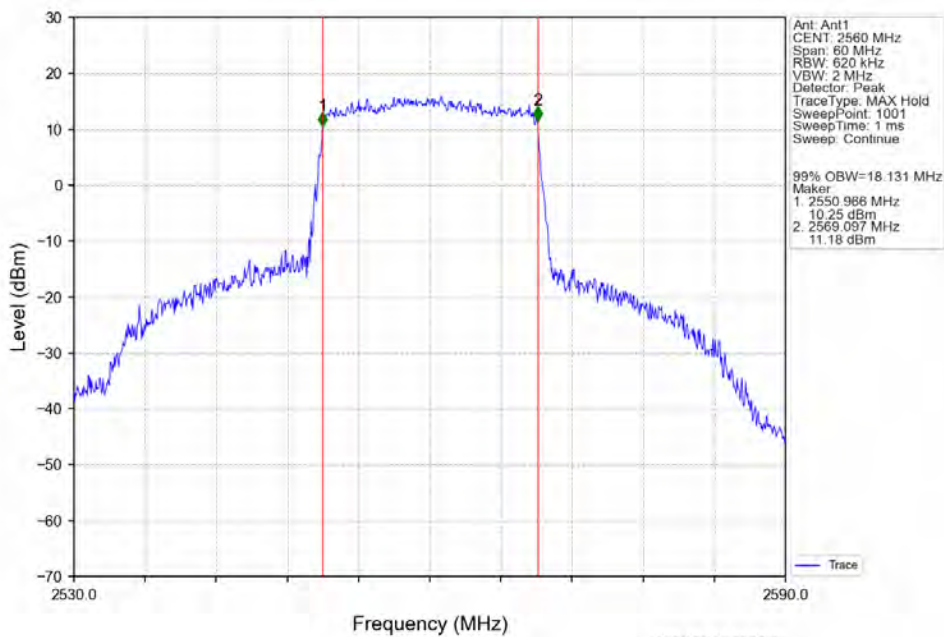
Band7 20MHz 16QAM LCH 2510MHz RB 100 0 NTV



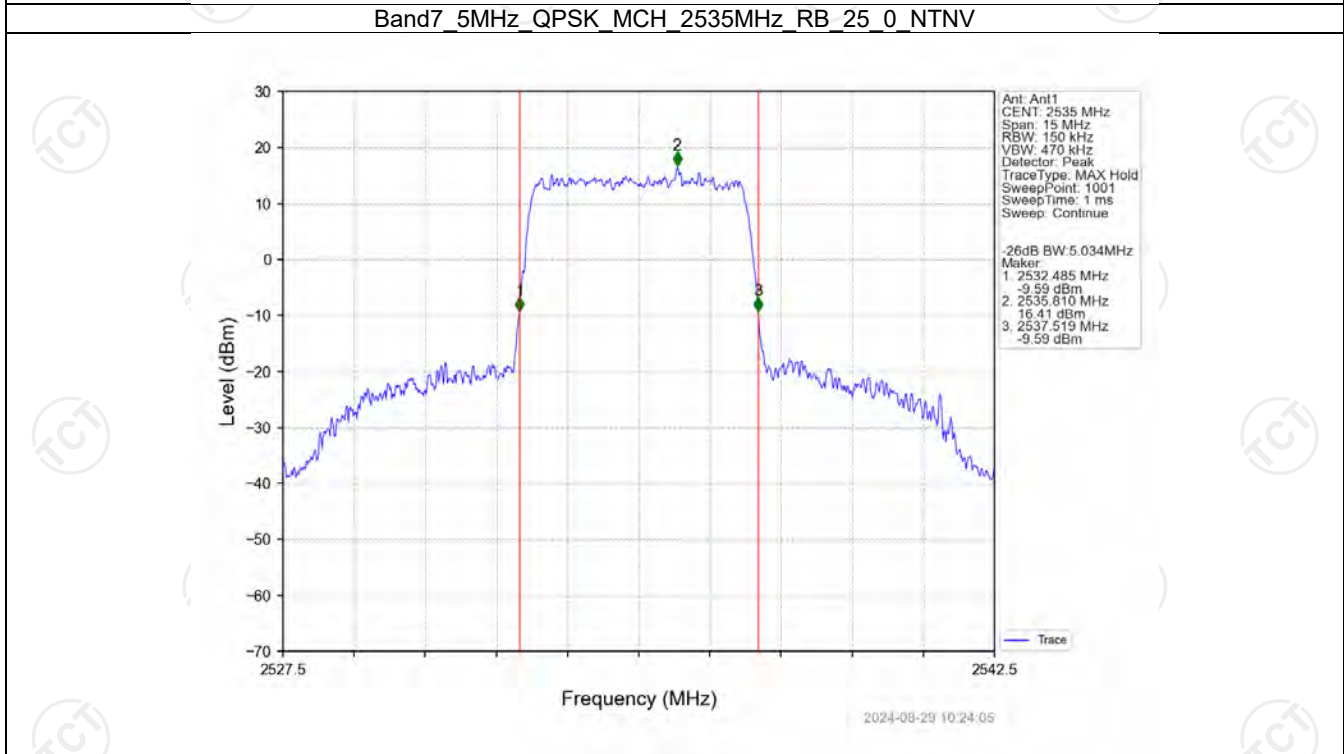
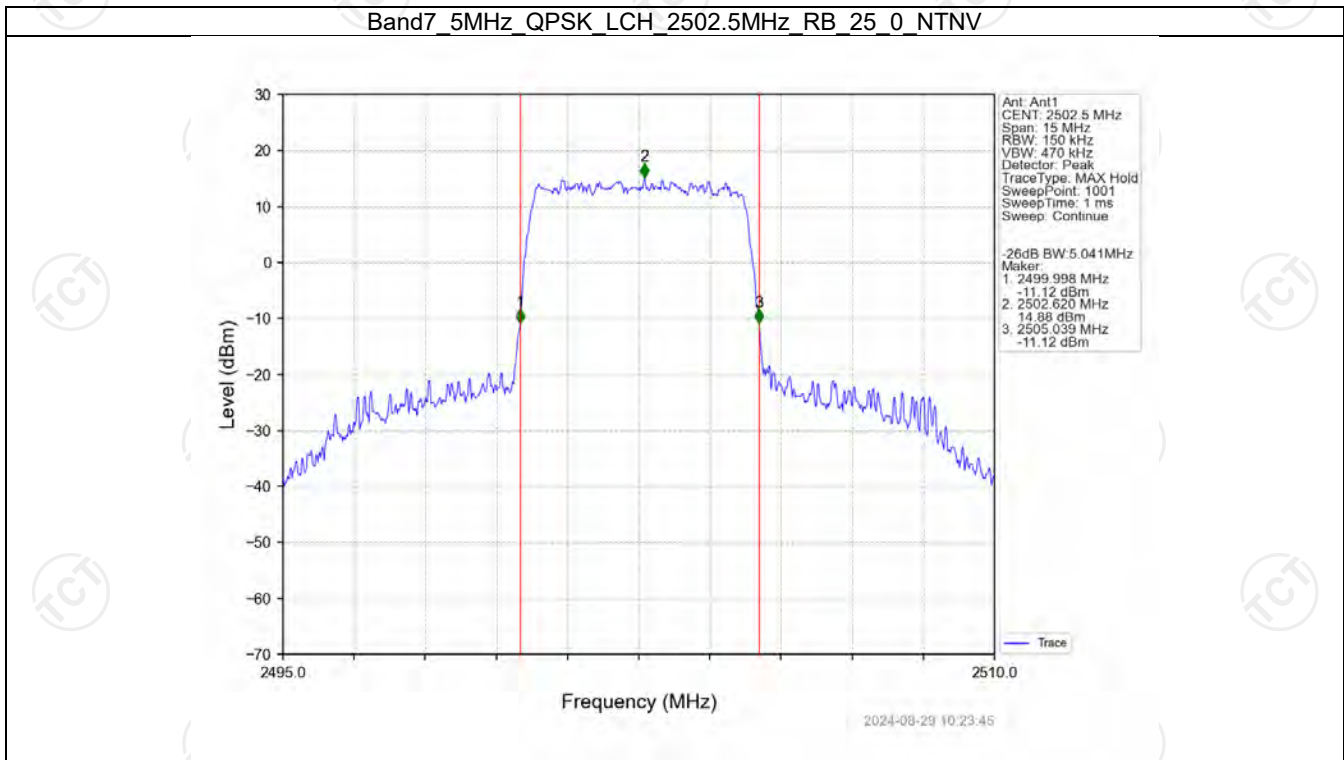
Band7 20MHz 16QAM MCH 2535MHz RB 100 0 NTV



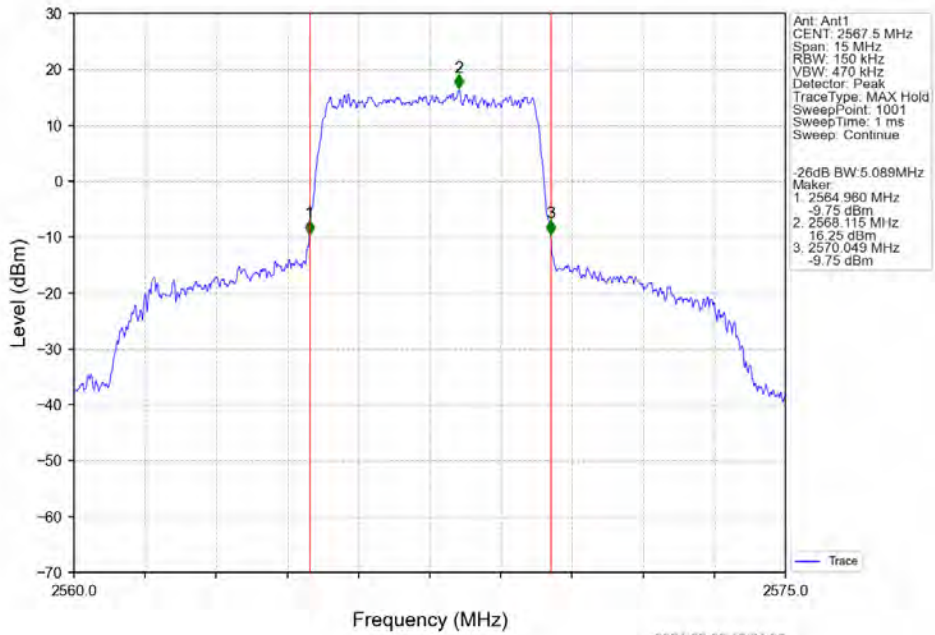
Band7 20MHz 16QAM HCH 2560MHz RB 100 0 NTV



4.2.2 Band7_XDB

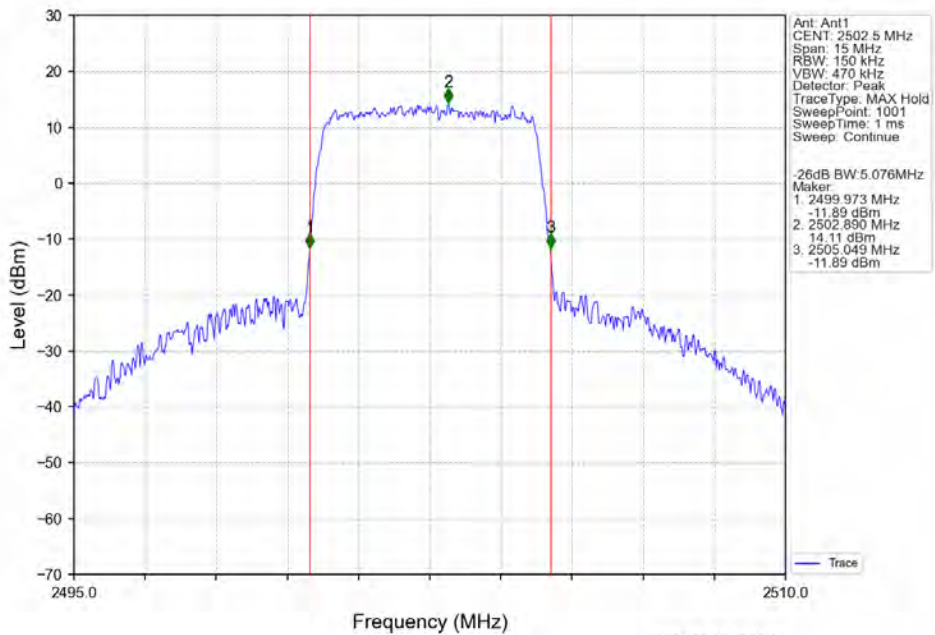


Band7 5MHz QPSK HCH 2567.5MHz RB 25 0 NTV



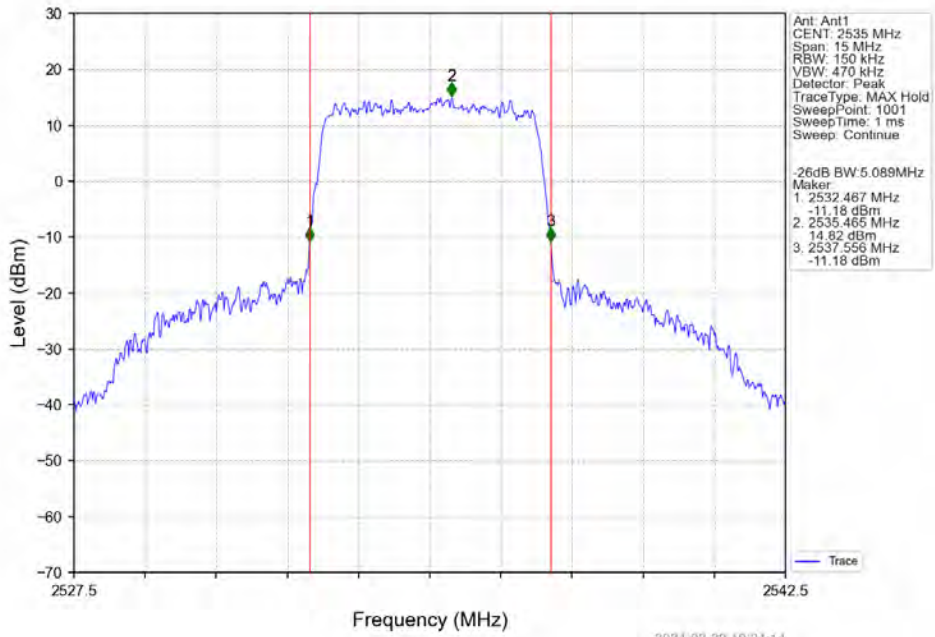
2024-08-29 10:24:26

Band7 5MHz 16QAM LCH 2502.5MHz RB 25 0 NTV

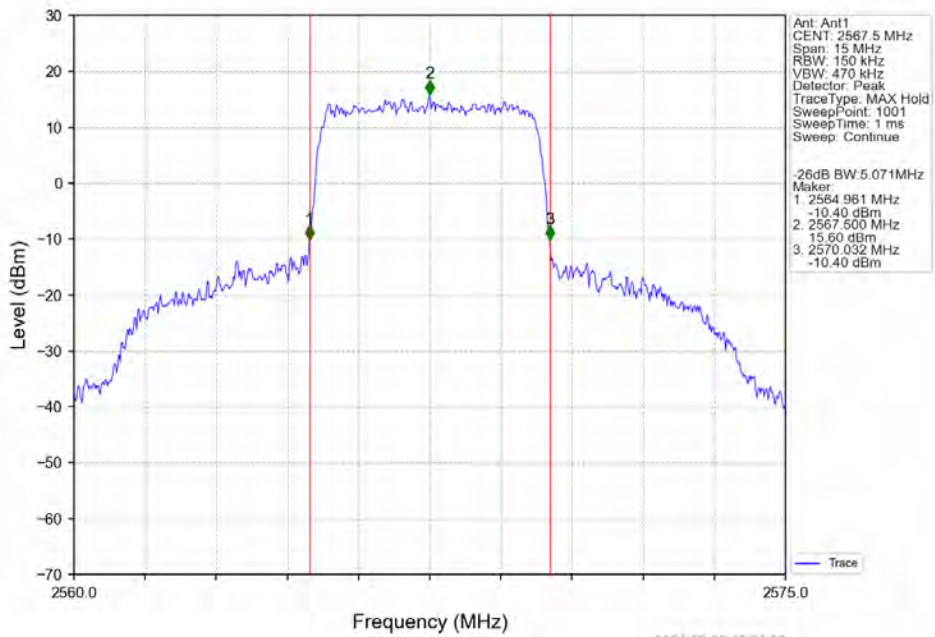


2024-08-29 10:23:54

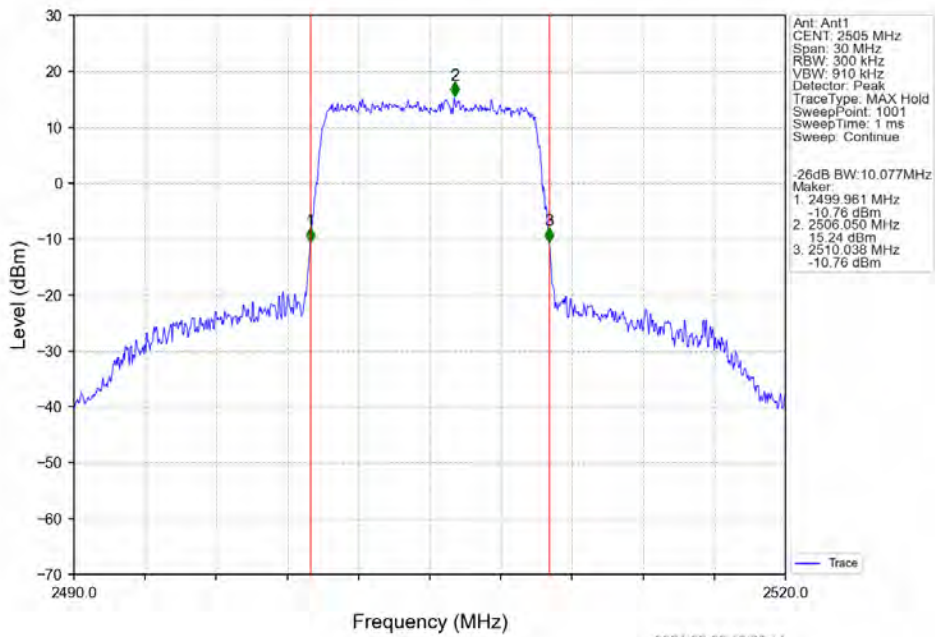
Band7 5MHz 16QAM MCH 2535MHz RB 25 0 NTV



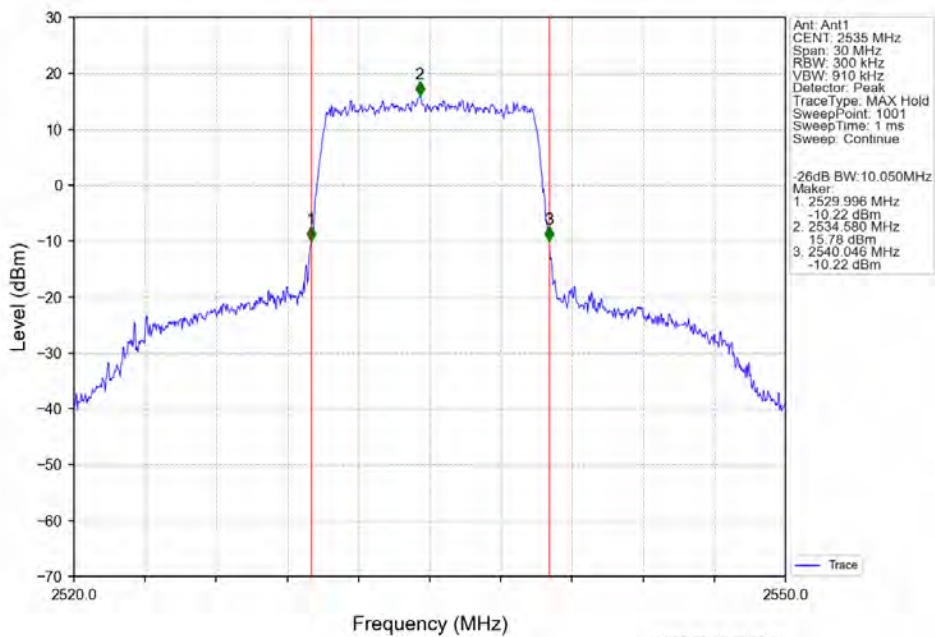
Band7 5MHz 16QAM HCH 2567.5MHz RB 25 0 NTV



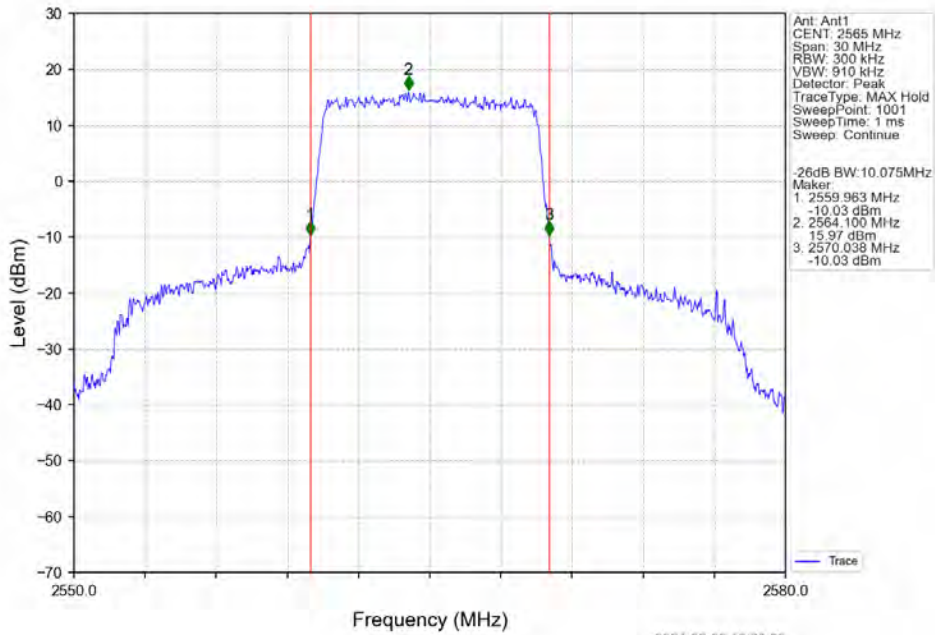
Band7 10MHz QPSK LCH 2505MHz RB 50 0 NTV



Band7 10MHz QPSK MCH 2535MHz RB 50 0 NTV

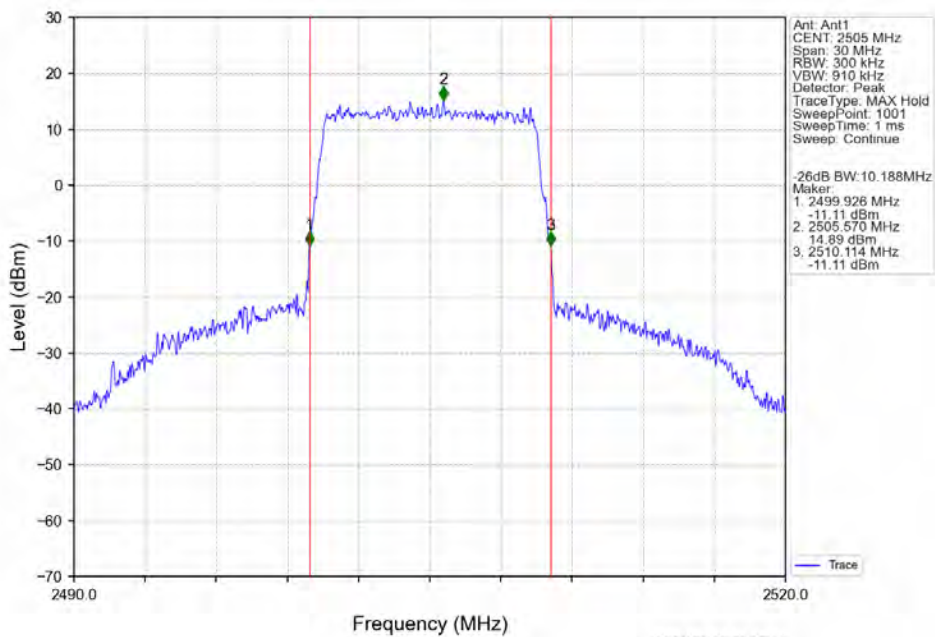


Band7 10MHz QPSK HCH 2565MHz RB 50 0 NTV



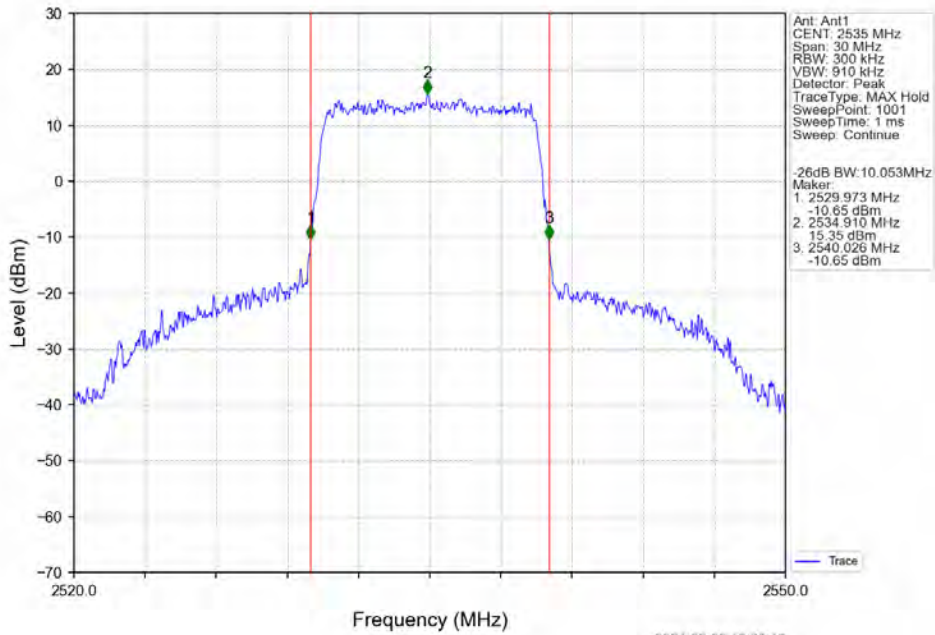
2024-08-29 10:25:59

Band7 10MHz 16QAM LCH 2505MHz RB 50 0 NTV

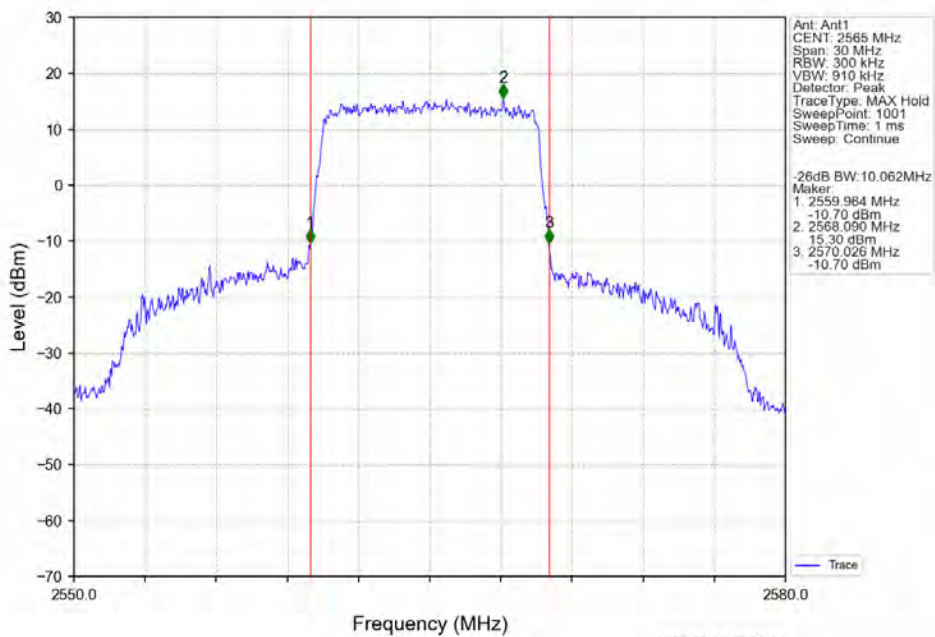


2024-08-29 10:25:23

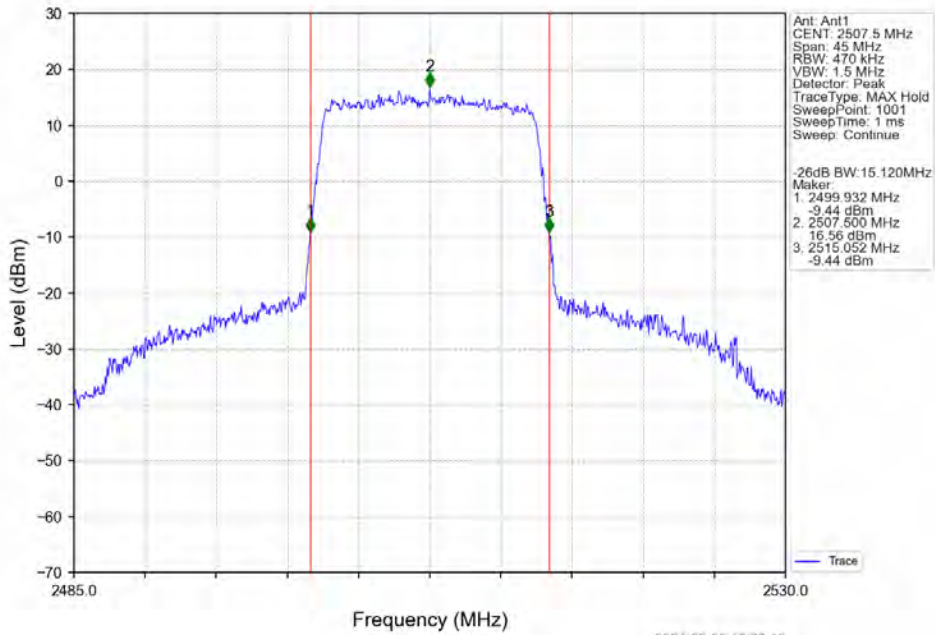
Band7 10MHz 16QAM MCH 2535MHz RB 50 0 NTV



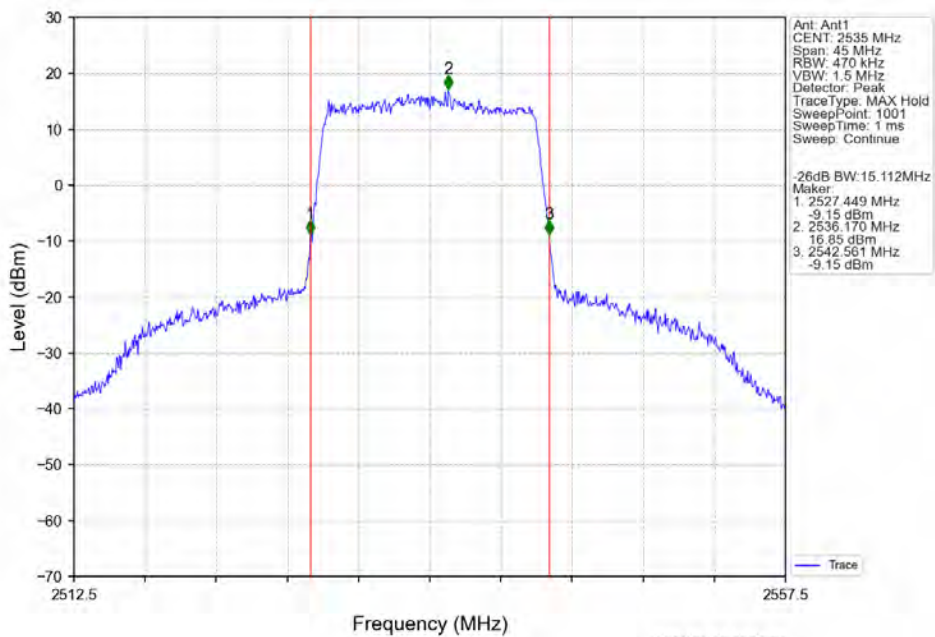
Band7 10MHz 16QAM HCH 2565MHz RB 50 0 NTV



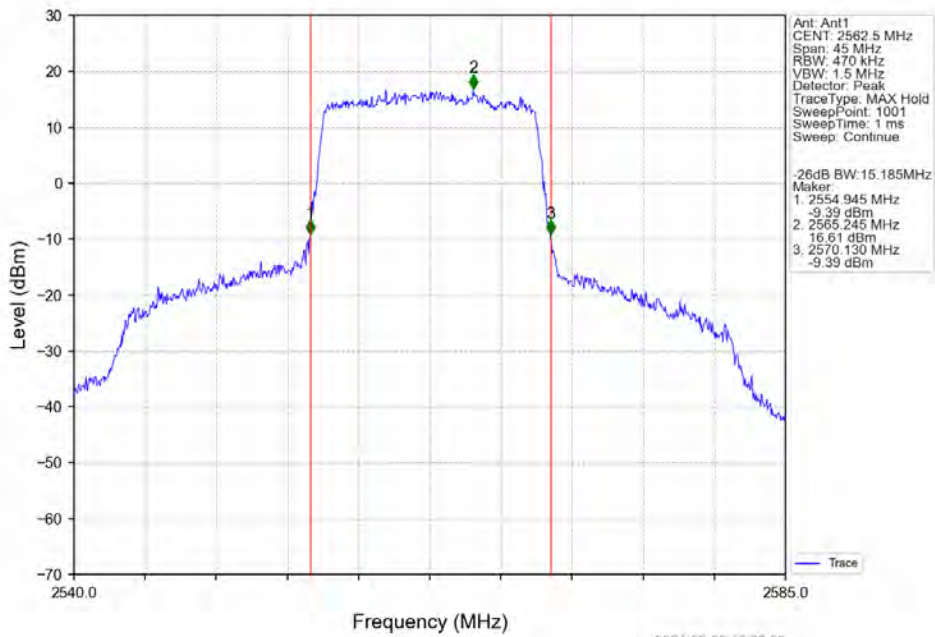
Band7 15MHz QPSK LCH 2507.5MHz RB 75 0 NTV



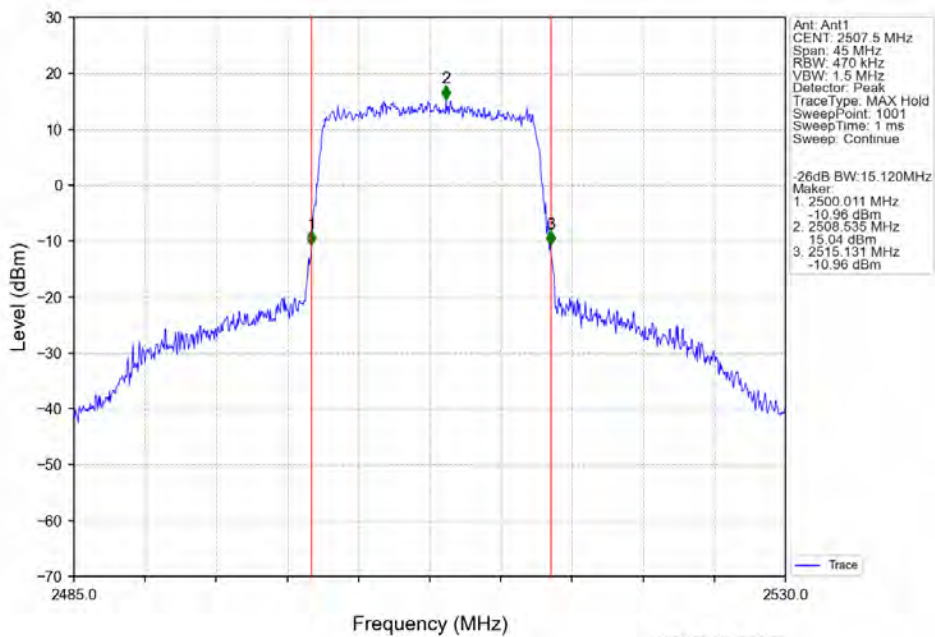
Band7 15MHz QPSK MCH 2535MHz RB 75 0 NTV



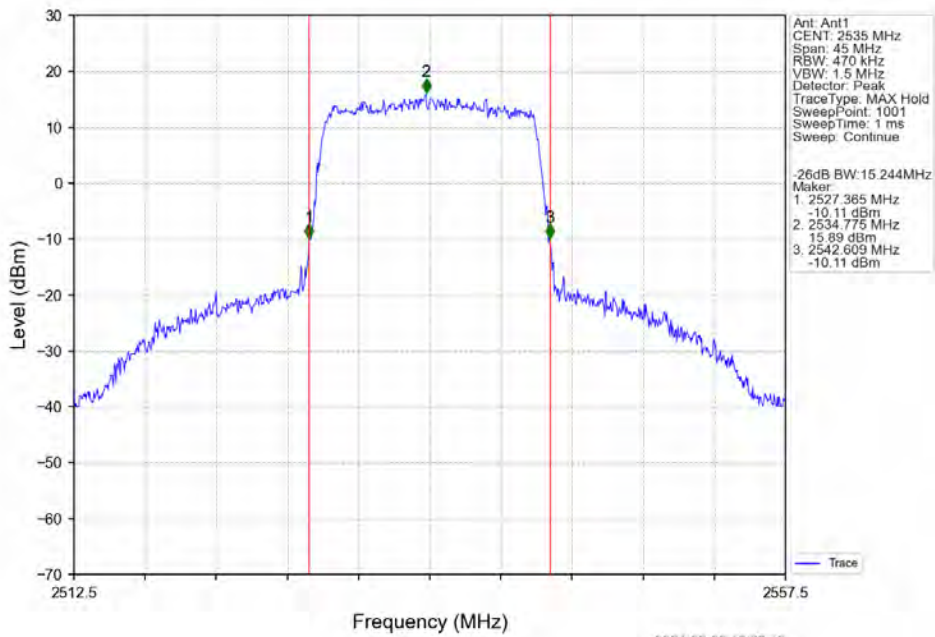
Band7 15MHz QPSK HCH 2562.5MHz RB 75 0 NTV



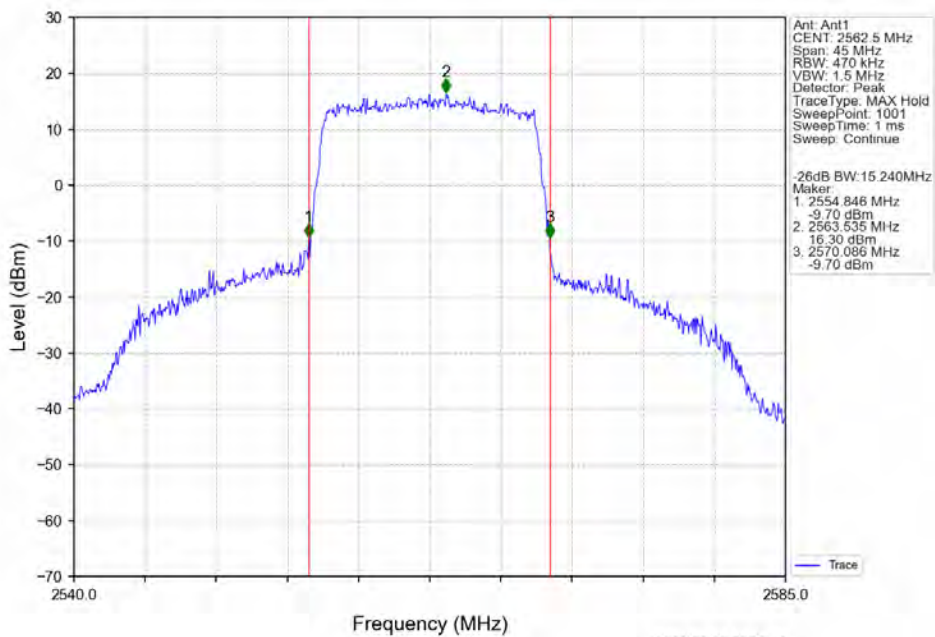
Band7 15MHz 16QAM LCH 2507.5MHz RB 75 0 NTV



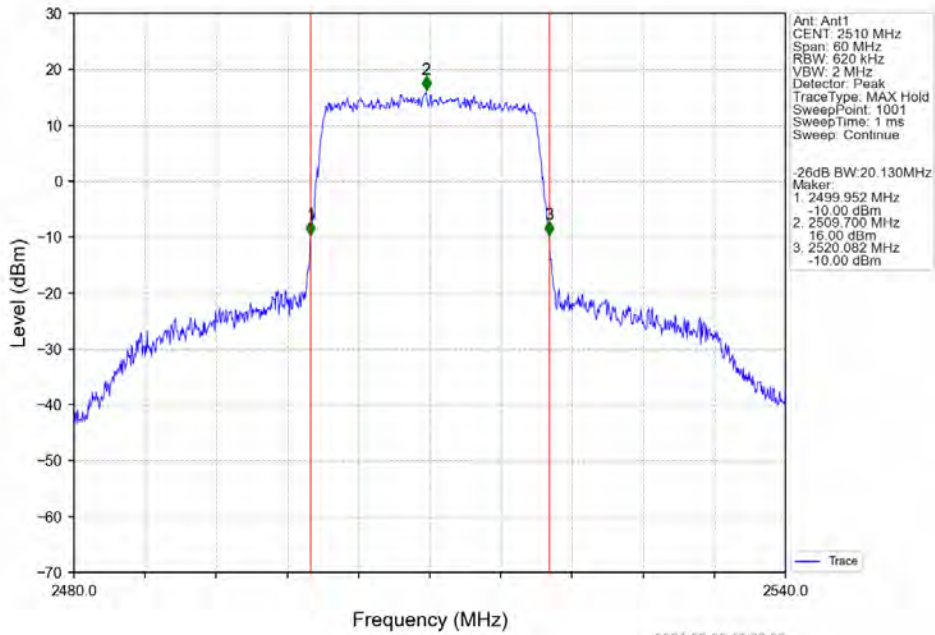
Band7 15MHz 16QAM MCH 2535MHz RB 75 0 NTV



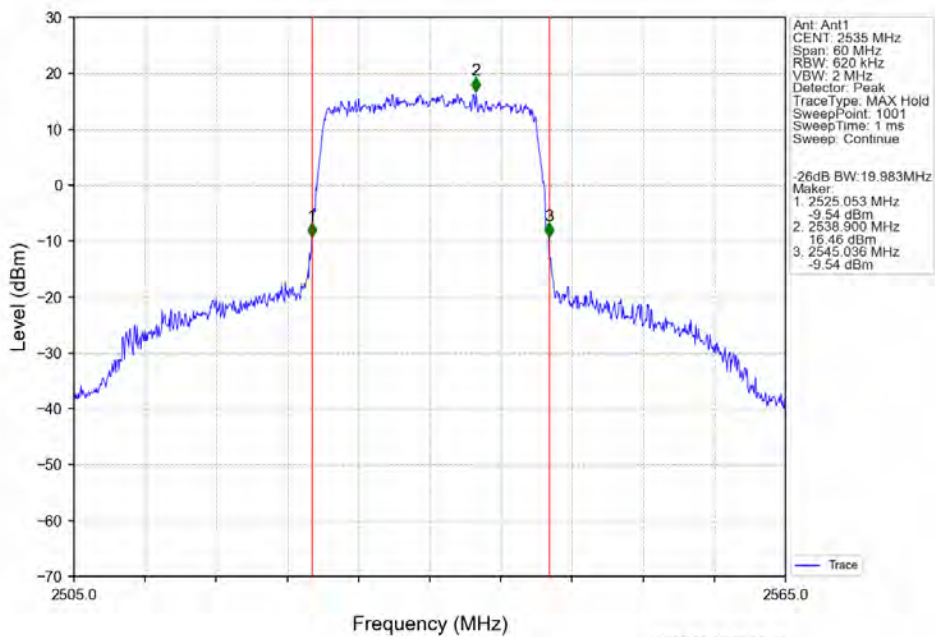
Band7 15MHz 16QAM HCH 2562.5MHz RB 75 0 NTV



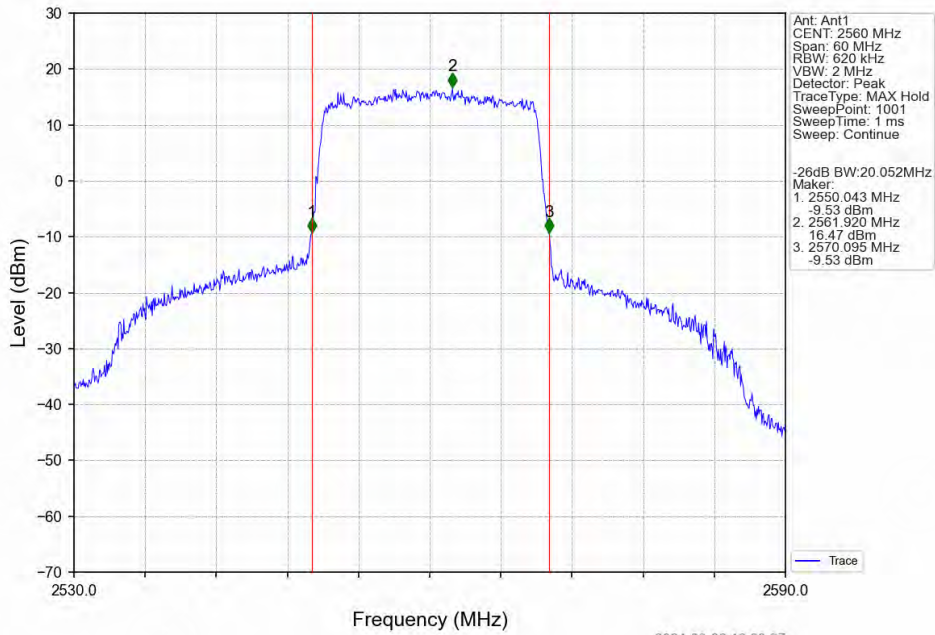
Band7 20MHz QPSK LCH 2510MHz RB 100 0 NTV



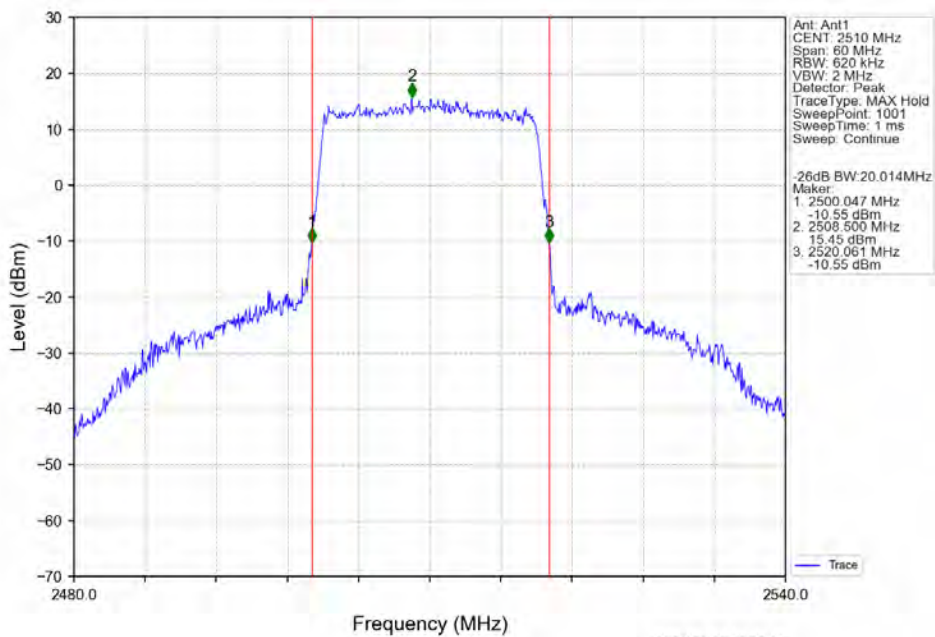
Band7 20MHz QPSK MCH 2535MHz RB 100 0 NTV



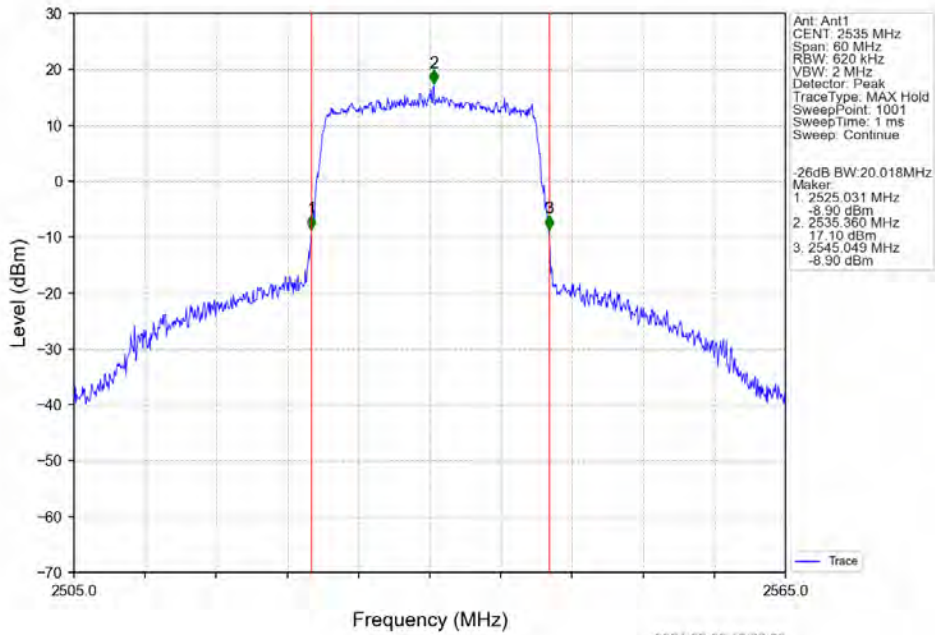
Band7 20MHz QPSK HCH 2560MHz RB 100 0 NTV



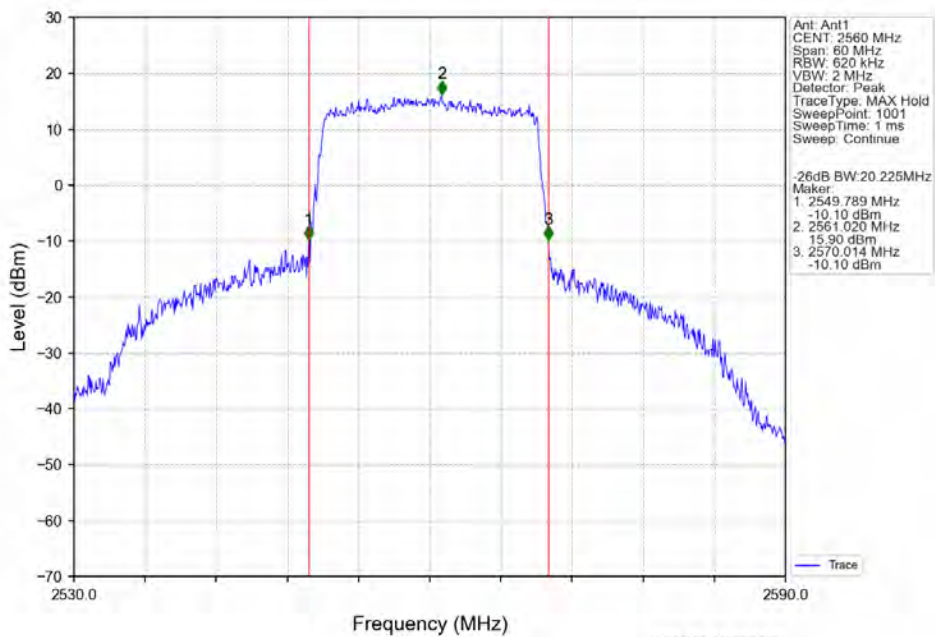
Band7 20MHz 16QAM LCH 2510MHz RB 100 0 NTV



Band7 20MHz 16QAM MCH 2535MHz RB 100 0 NTN



Band7 20MHz 16QAM HCH 2560MHz RB 100 0 NTN



5. Peak-Average Ratio

5.1 Test Result

5.1.1 B7_5MHz

Band: 7 / Bandwidth: 5MHz / NTNV						
Modulation	Frequency (MHz)	RB Allocation		Peak-Average Ratio (dB)		Verdict
		Size	Offset	Result	Limit	
QPSK	2502.5	25	0	5.20	<=13	Pass
	2535	25	0	5.03	<=13	Pass
	2567.5	25	0	4.61	<=13	Pass
16QAM	2502.5	25	0	5.86	<=13	Pass
	2535	25	0	5.68	<=13	Pass
	2567.5	25	0	5.28	<=13	Pass

5.1.2 B7_10MHz

Band: 7 / Bandwidth: 10MHz / NTNV						
Modulation	Frequency (MHz)	RB Allocation		Peak-Average Ratio (dB)		Verdict
		Size	Offset	Result	Limit	
QPSK	2505	50	0	5.15	<=13	Pass
	2535	50	0	5.00	<=13	Pass
	2565	50	0	4.68	<=13	Pass
16QAM	2505	50	0	5.89	<=13	Pass
	2535	50	0	5.74	<=13	Pass
	2565	50	0	5.34	<=13	Pass

5.1.3 B7_15MHz

Band: 7 / Bandwidth: 15MHz / NTNV						
Modulation	Frequency (MHz)	RB Allocation		Peak-Average Ratio (dB)		Verdict
		Size	Offset	Result	Limit	
QPSK	2507.5	75	0	5.19	<=13	Pass
	2535	75	0	4.94	<=13	Pass
	2562.5	75	0	4.57	<=13	Pass
16QAM	2507.5	75	0	5.76	<=13	Pass
	2535	75	0	5.56	<=13	Pass
	2562.5	75	0	5.15	<=13	Pass

5.1.4 B7_20MHz

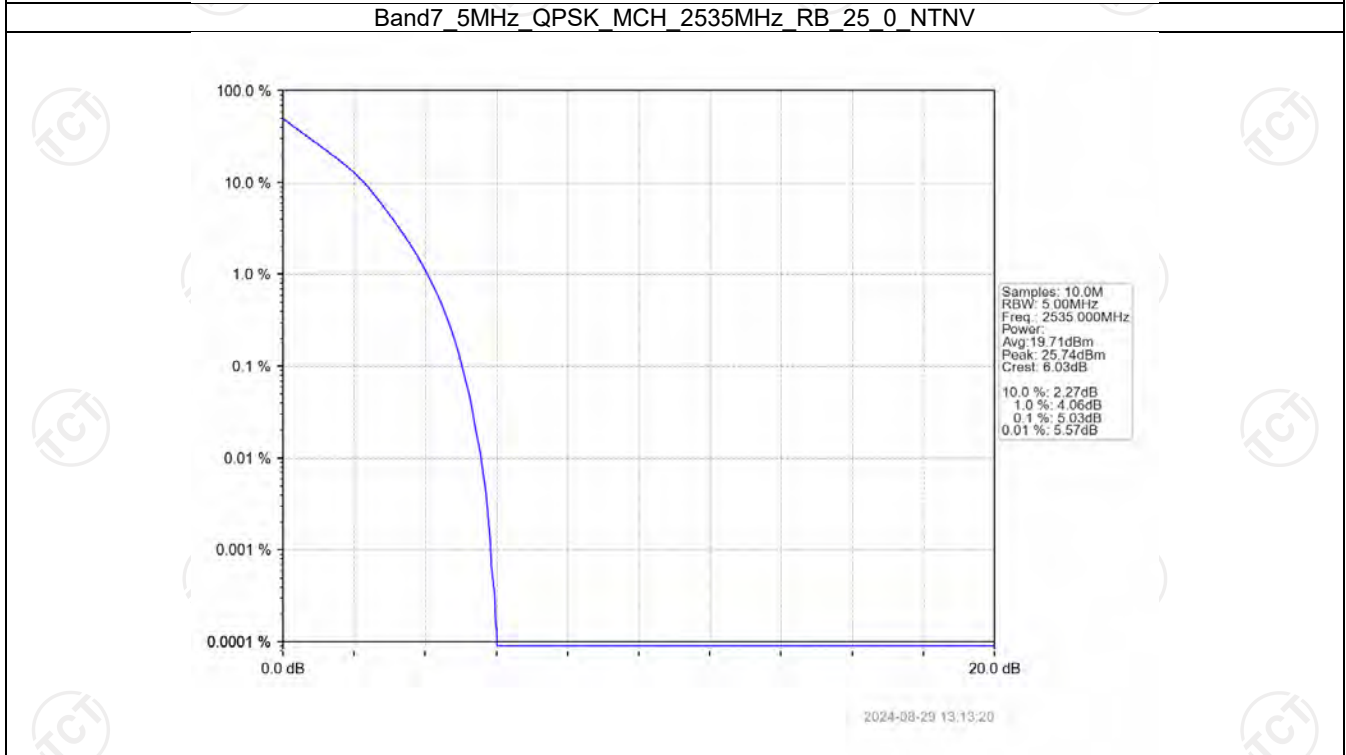
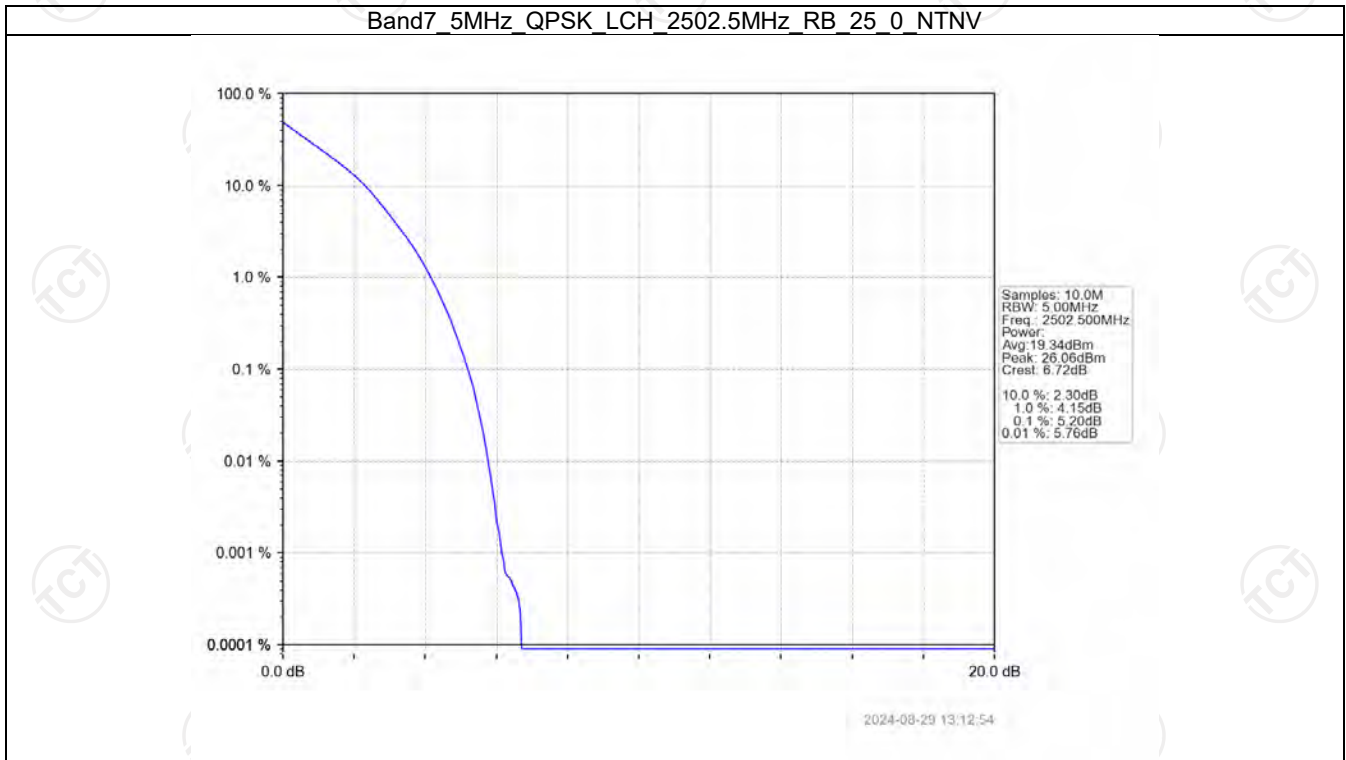
Band: 7 / Bandwidth: 20MHz / NTNV						
Modulation	Frequency (MHz)	RB Allocation		Peak-Average Ratio (dB)		Verdict
		Size	Offset	Result	Limit	
QPSK	2510	100	0	5.12	<=13	Pass
	2535	100	0	4.88	<=13	Pass
	2560	100	0	4.61	<=13	Pass
16QAM	2510	100	0	5.81	<=13	Pass
	2535	100	0	5.64	<=13	Pass

	2560	100	0	5.32	<=13	Pass
--	------	-----	---	------	------	------

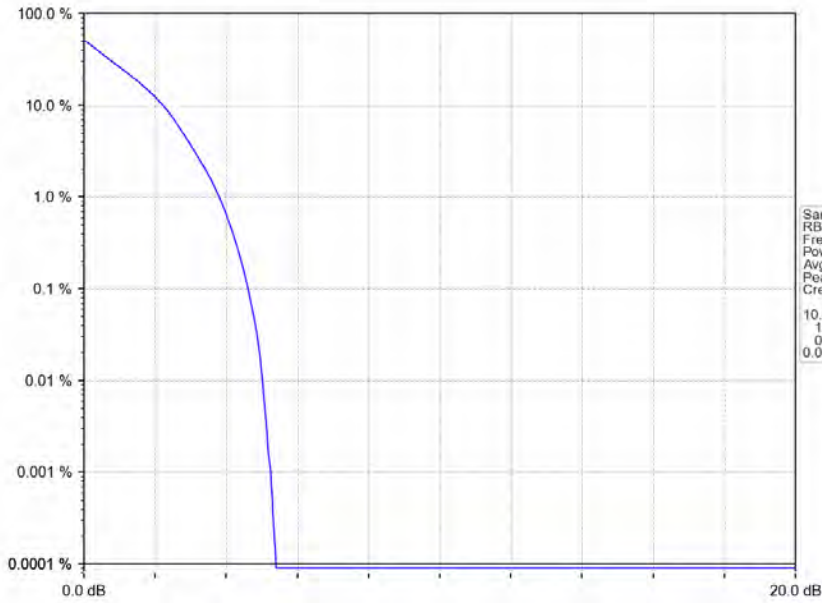


5.2 Test Graph

5.2.1 B7_5MHz

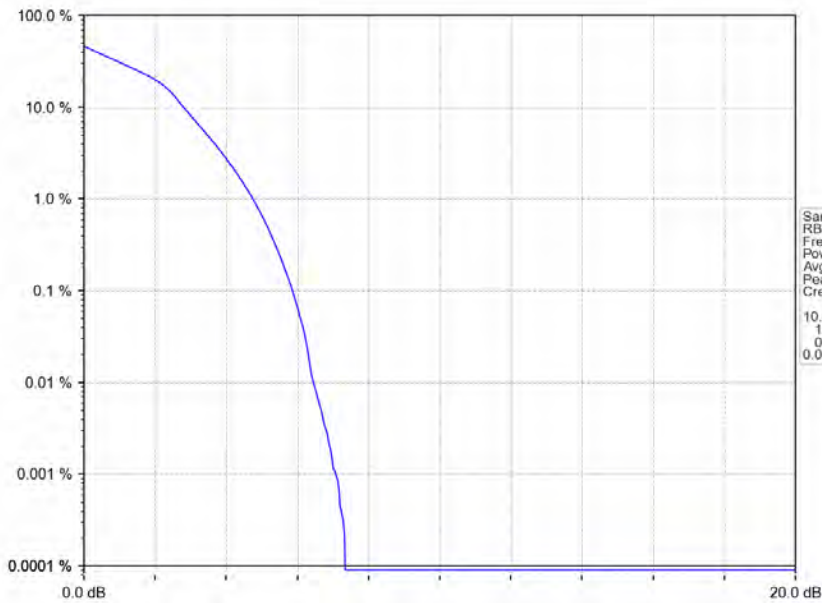


Band7 5MHz QPSK HCH 2567.5MHz RB 25 0 NTV



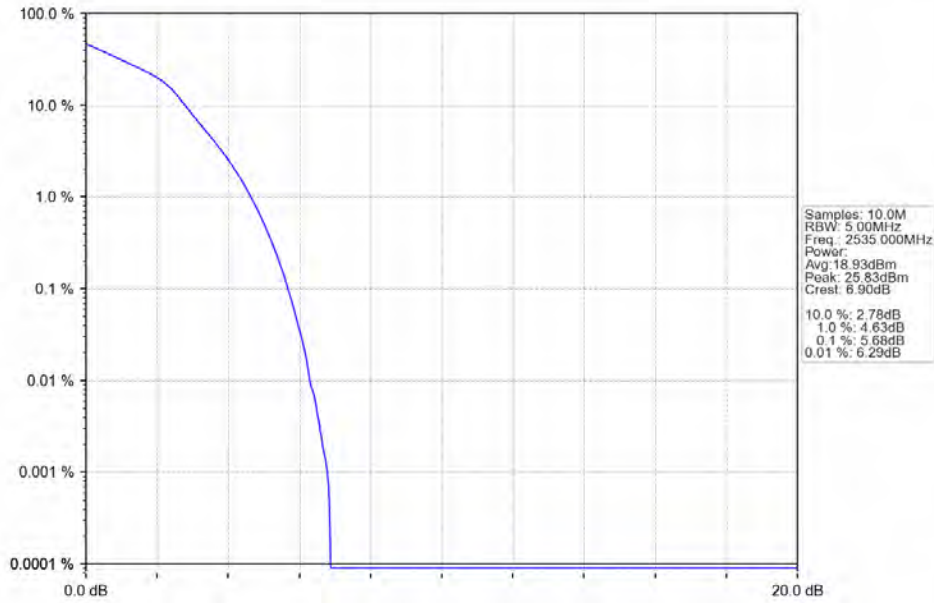
2024-08-29 13:13:45

Band7 5MHz 16QAM LCH 2502.5MHz RB 25 0 NTV



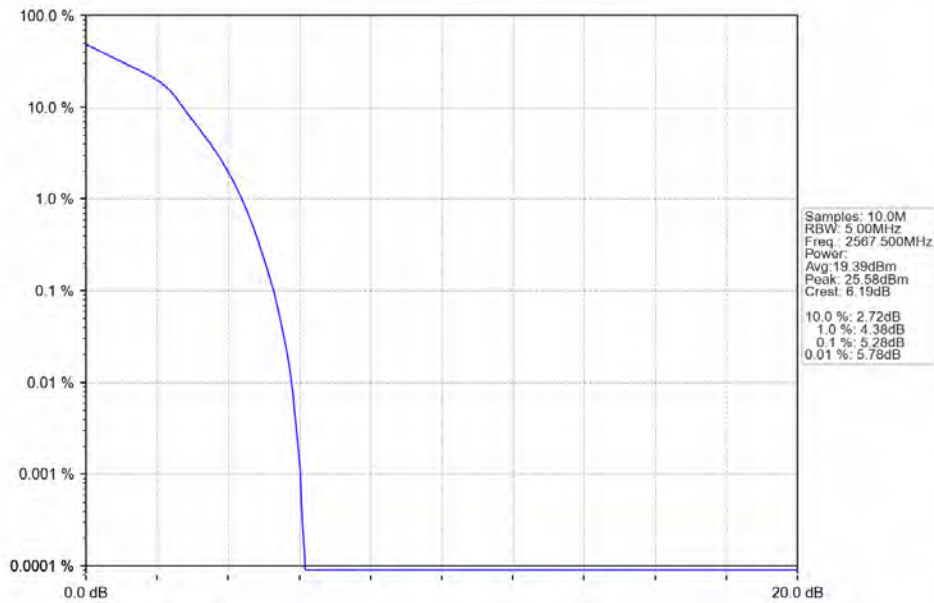
2024-08-29 13:13:07

Band7 5MHz 16QAM MCH 2535MHz RB 25 0 NTV



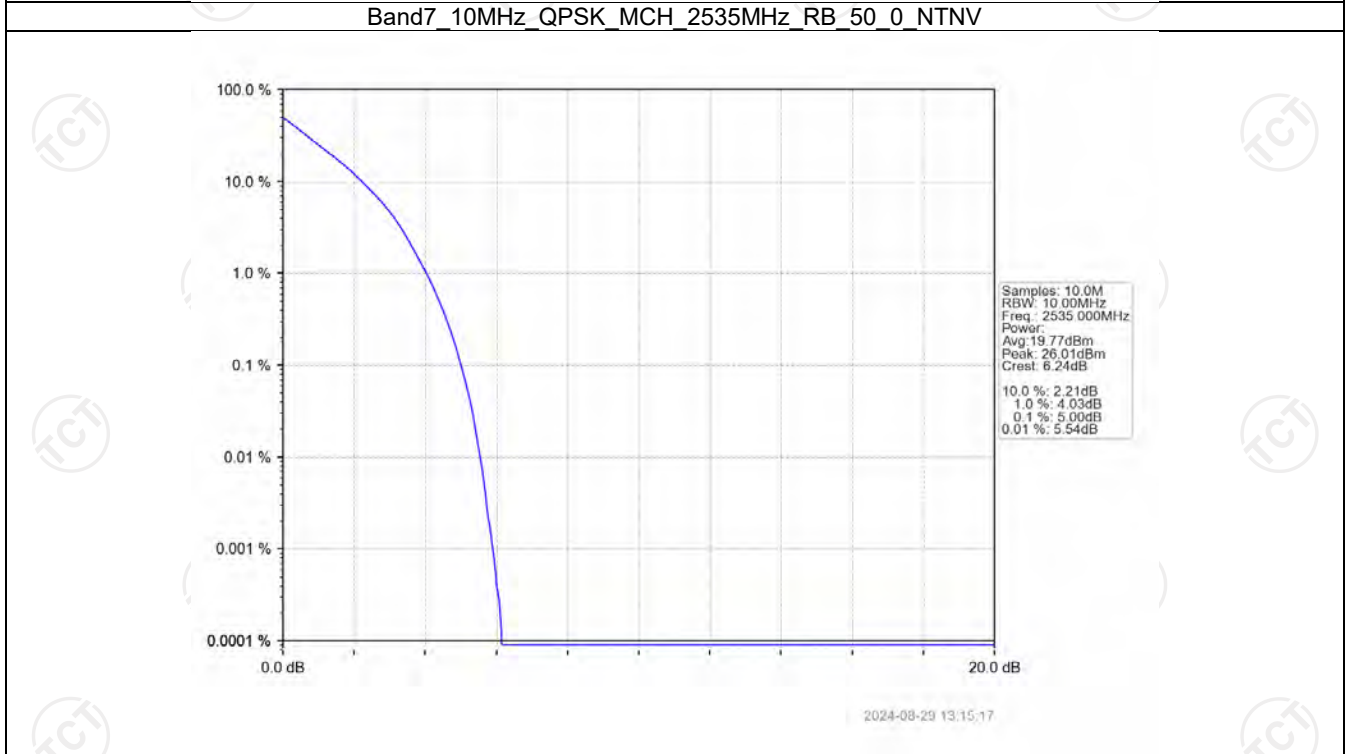
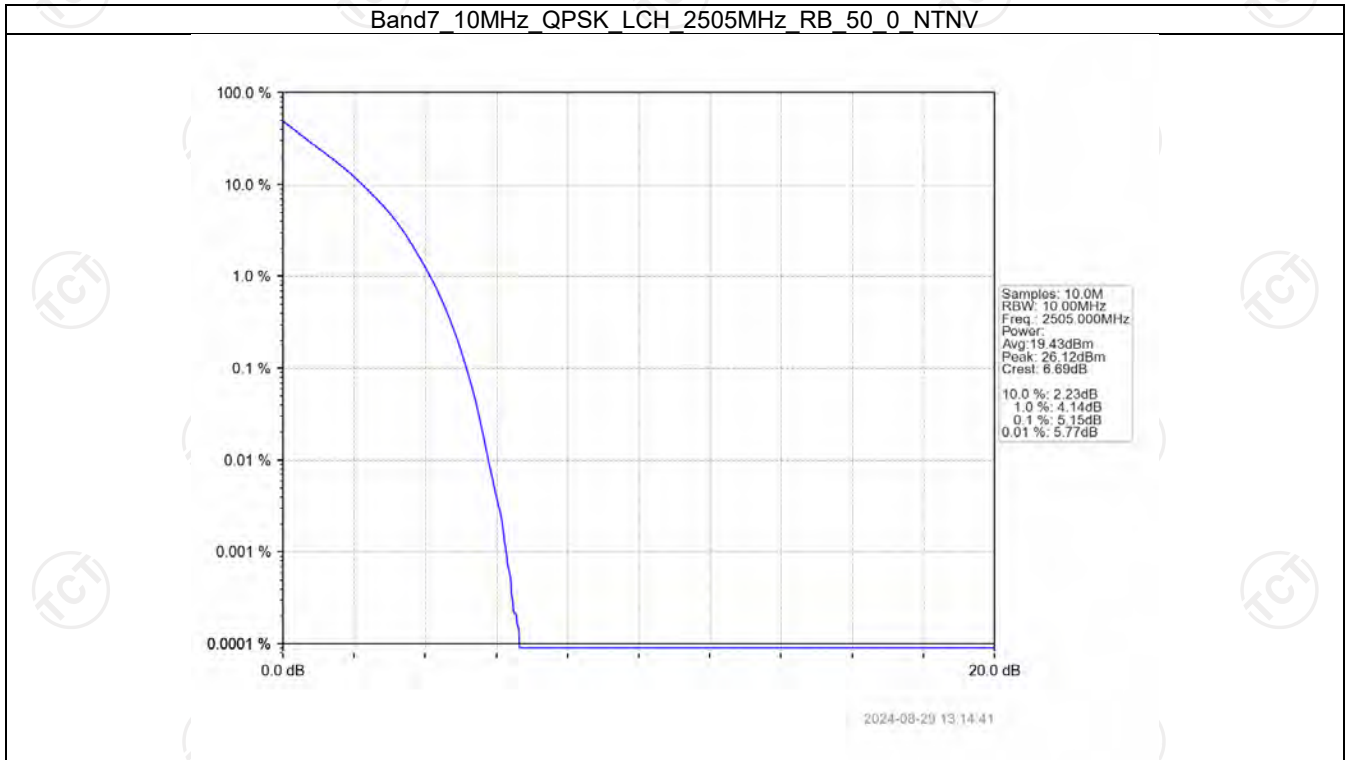
2024-08-29 13:13:32

Band7 5MHz 16QAM HCH 2567.5MHz RB 25 0 NTV

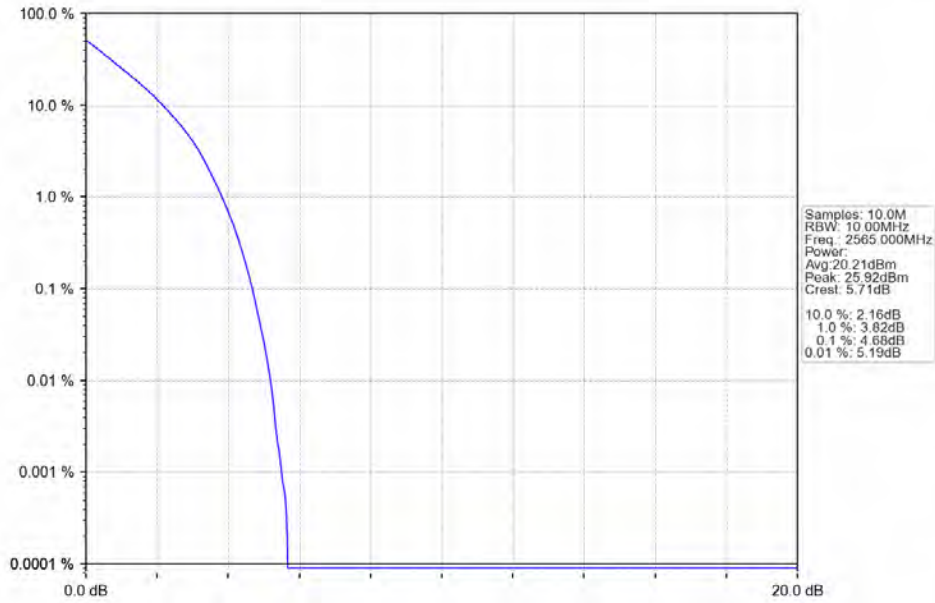


2024-08-29 13:13:57

5.2.2 B7_10MHz

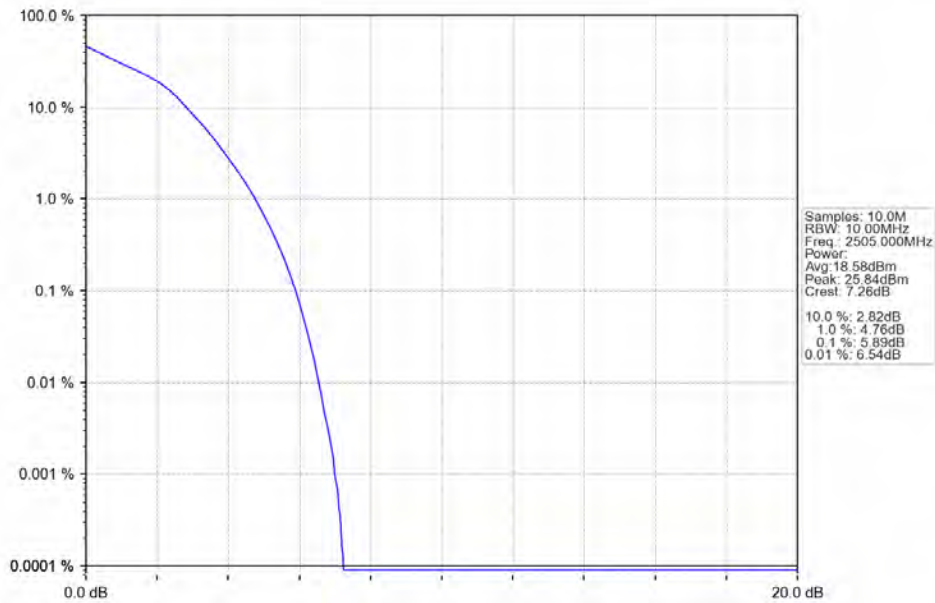


Band7 10MHz QPSK HCH 2565MHz RB 50 0 NTV



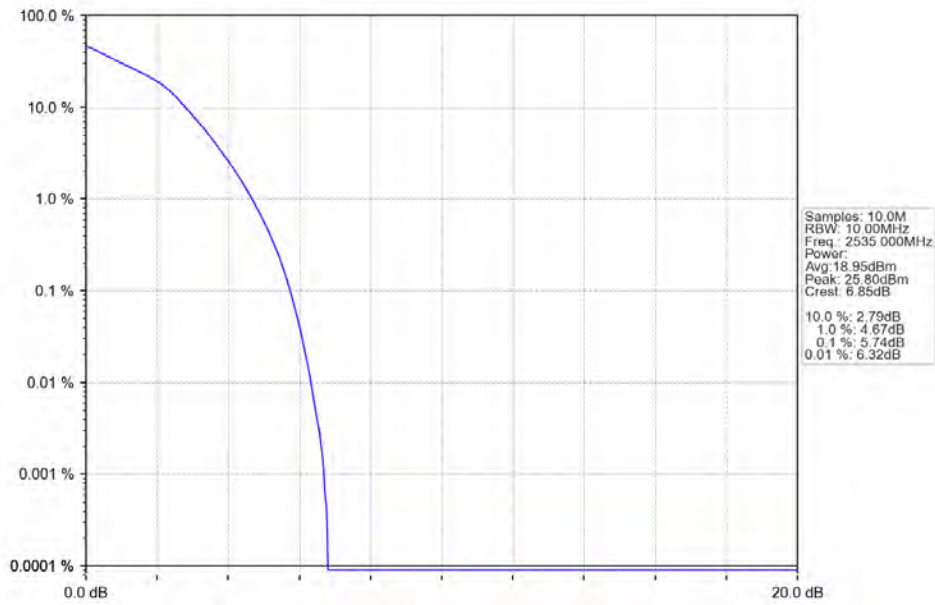
2024-08-29 13:15:53

Band7 10MHz 16QAM LCH 2505MHz RB 50 0 NTV



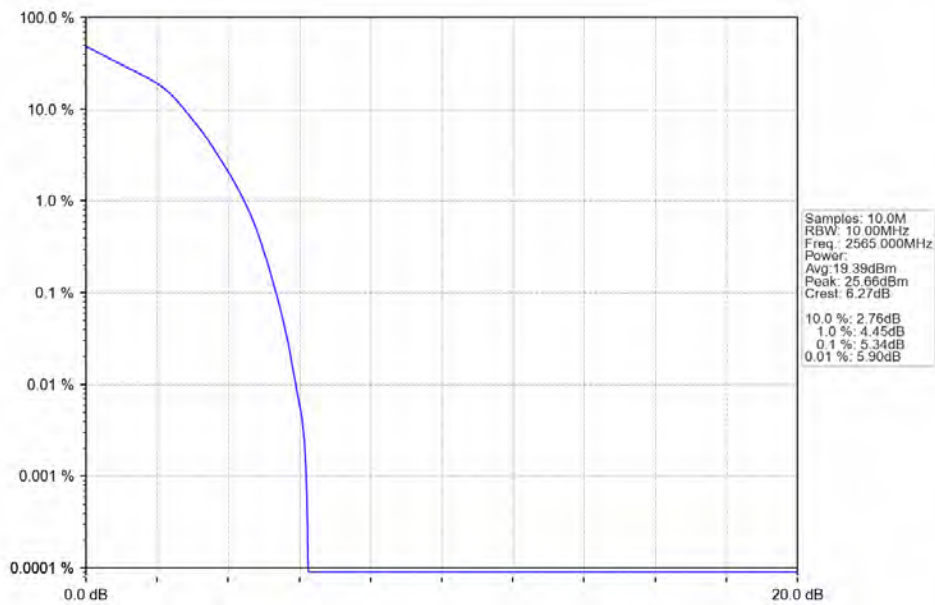
2024-08-29 13:14:58

Band7 10MHz 16QAM MCH 2535MHz RB 50 0 NTV



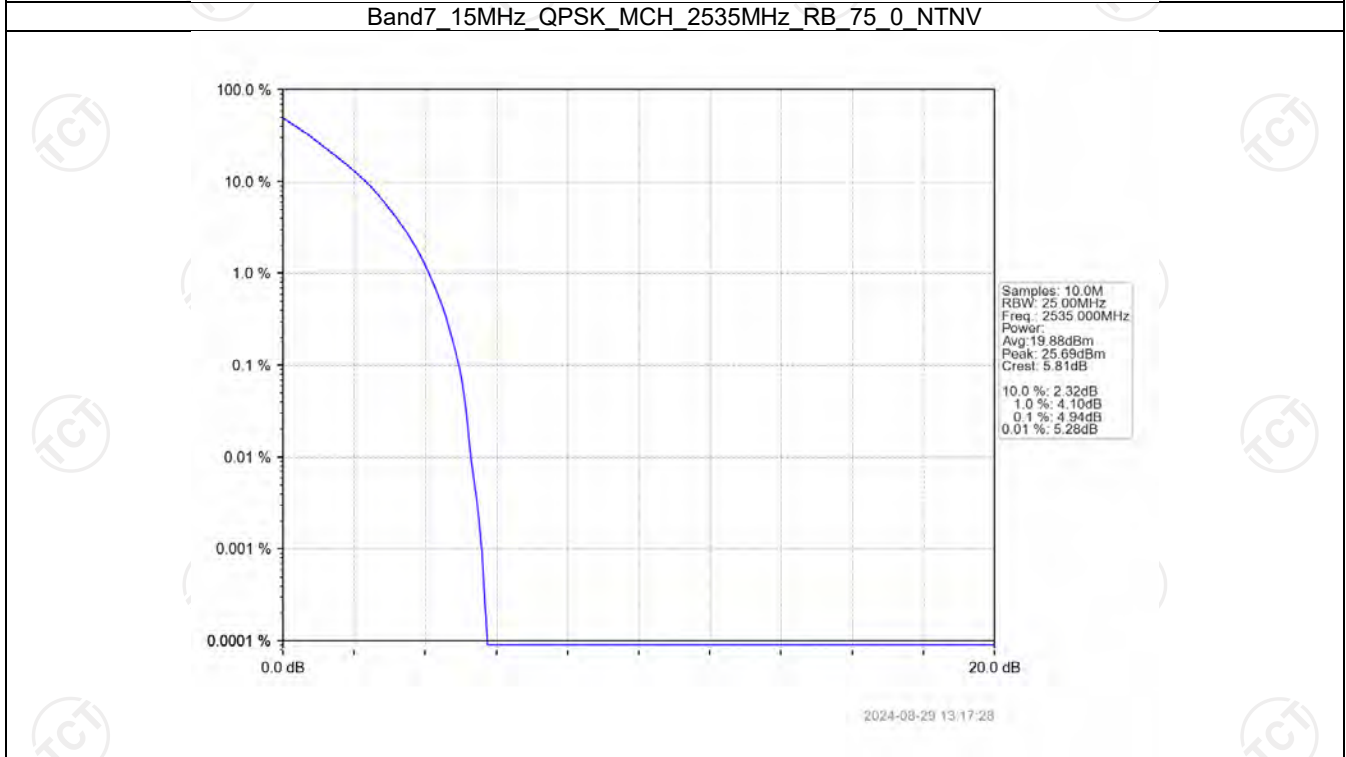
2024-08-29 13:15:32

Band7 10MHz 16QAM HCH 2565MHz RB 50 0 NTV

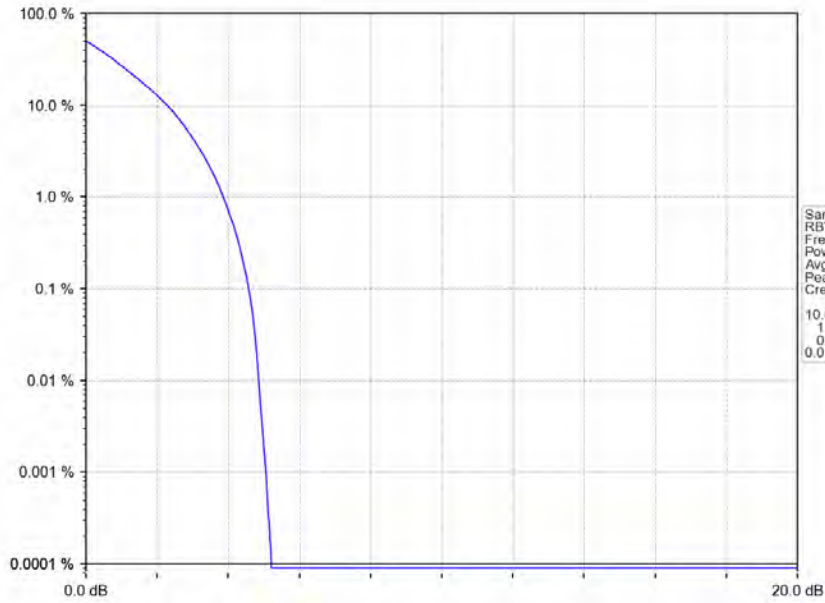


2024-08-29 13:16:09

5.2.3 B7_15MHz



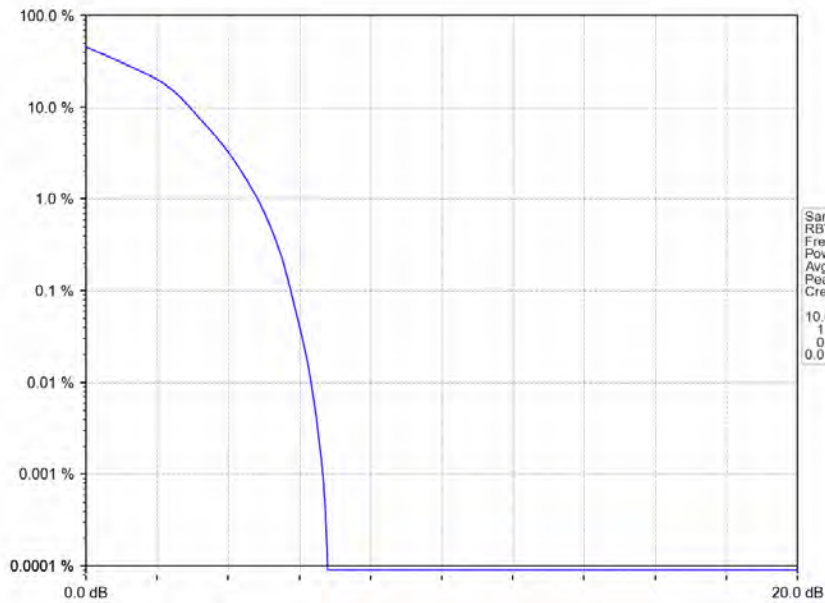
Band7 15MHz QPSK HCH 2562.5MHz RB 75 0 NTV



Samples: 10.0M
RBW: 25.00MHz
Freq: 2562.500MHz
Power:
Avg: 20.24dBm
Peak: 25.52dBm
Crest: 5.28dB
10.0 %: 2.28dB
1.0 %: 3.86dB
0.1 %: 4.57dB
0.01 %: 4.86dB

2024-08-29 13:18:00

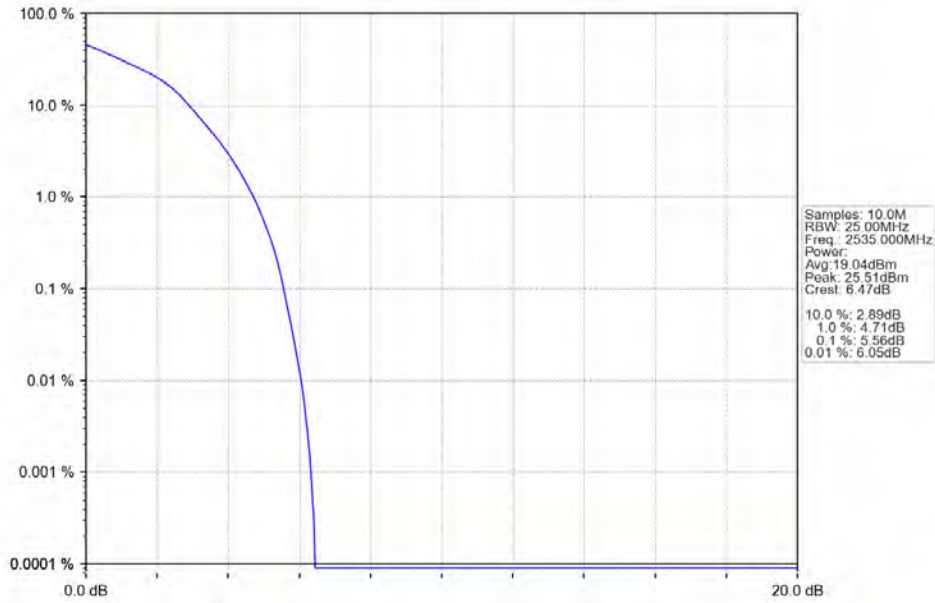
Band7 15MHz 16QAM LCH 2507.5MHz RB 75 0 NTV



Samples: 10.0M
RBW: 25.00MHz
Freq: 2507.500MHz
Power:
Avg: 18.70dBm
Peak: 25.54dBm
Crest: 6.84dB
10.0 %: 2.91dB
1.0 %: 4.83dB
0.1 %: 5.75dB
0.01 %: 6.32dB

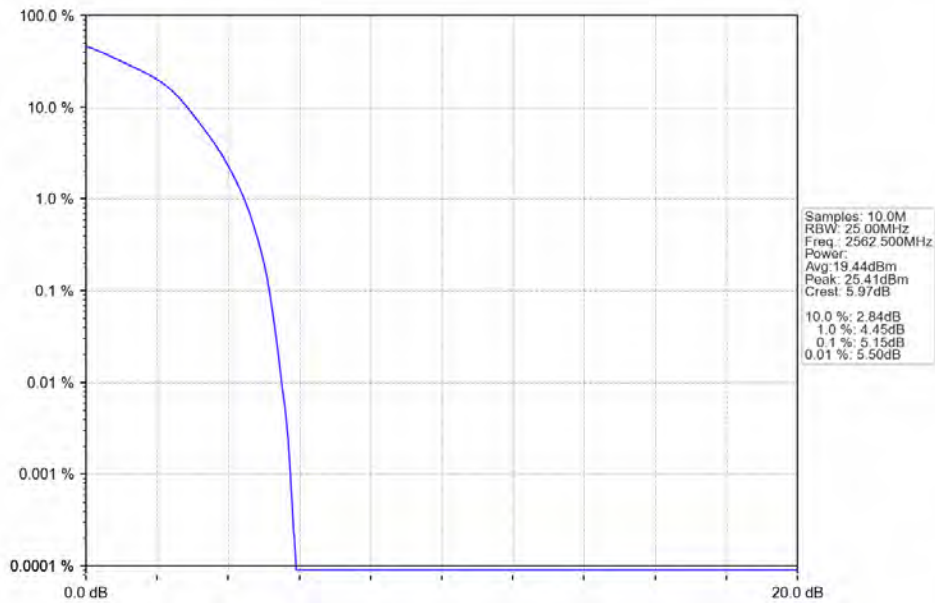
2024-08-29 13:17:09

Band7 15MHz 16QAM MCH 2535MHz RB 75 0 NTV



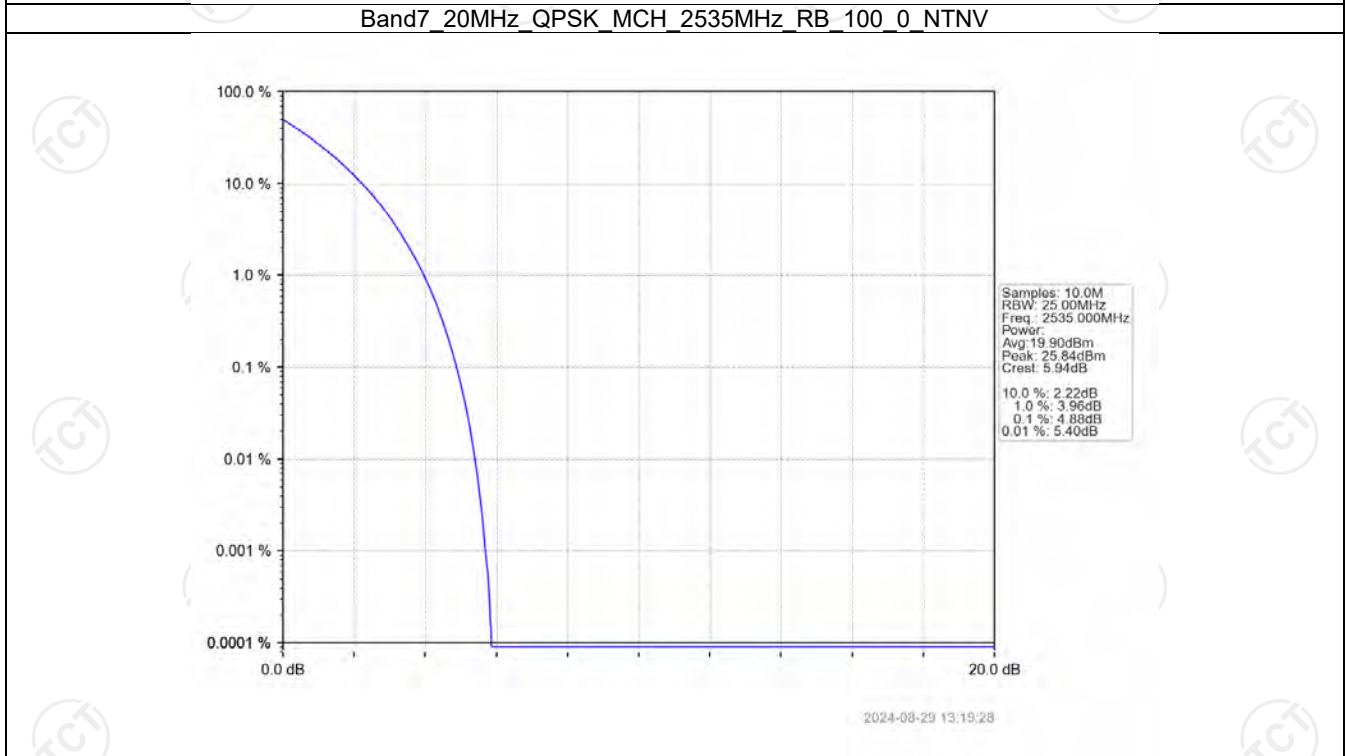
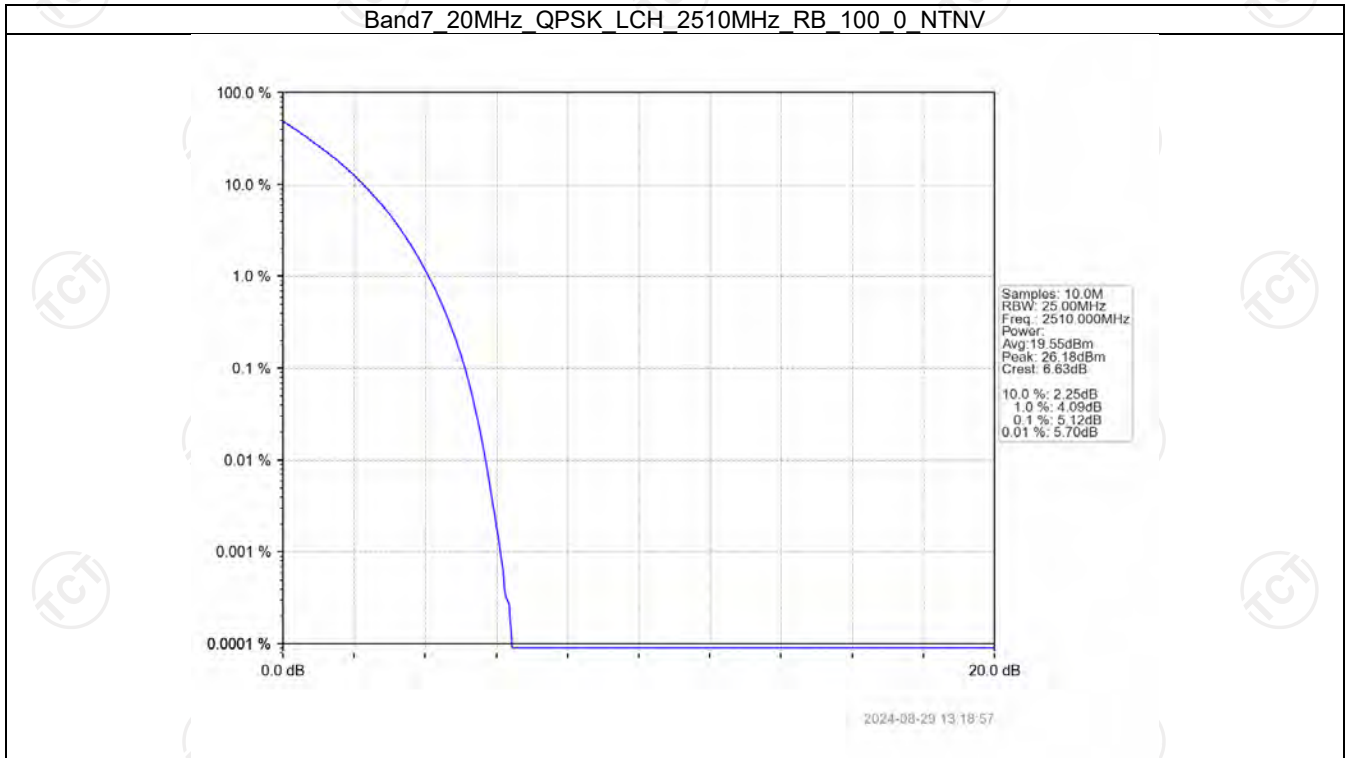
2024-08-29 13:17:42

Band7 15MHz 16QAM HCH 2562.5MHz RB 75 0 NTV

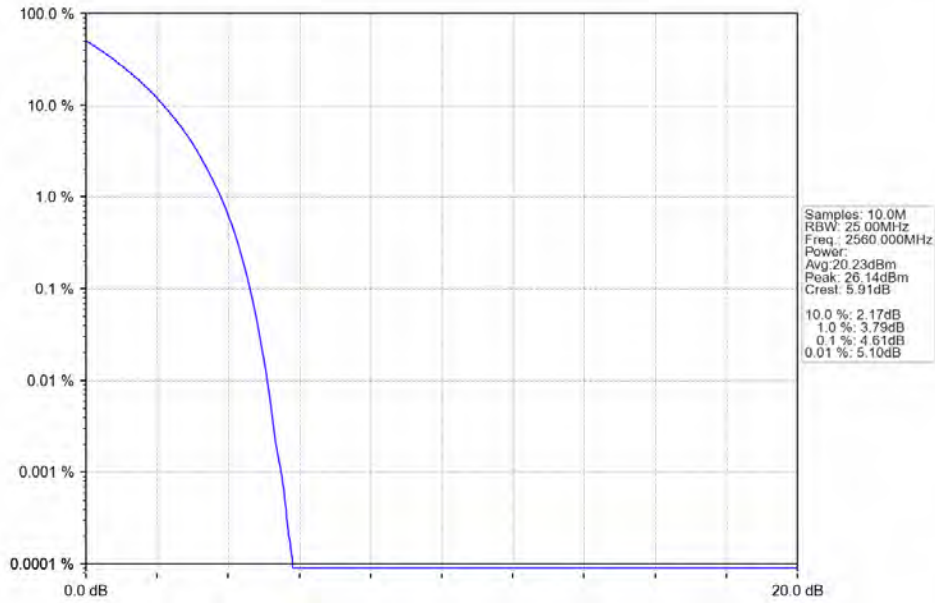


2024-08-29 13:18:13

5.2.4 B7_20MHz

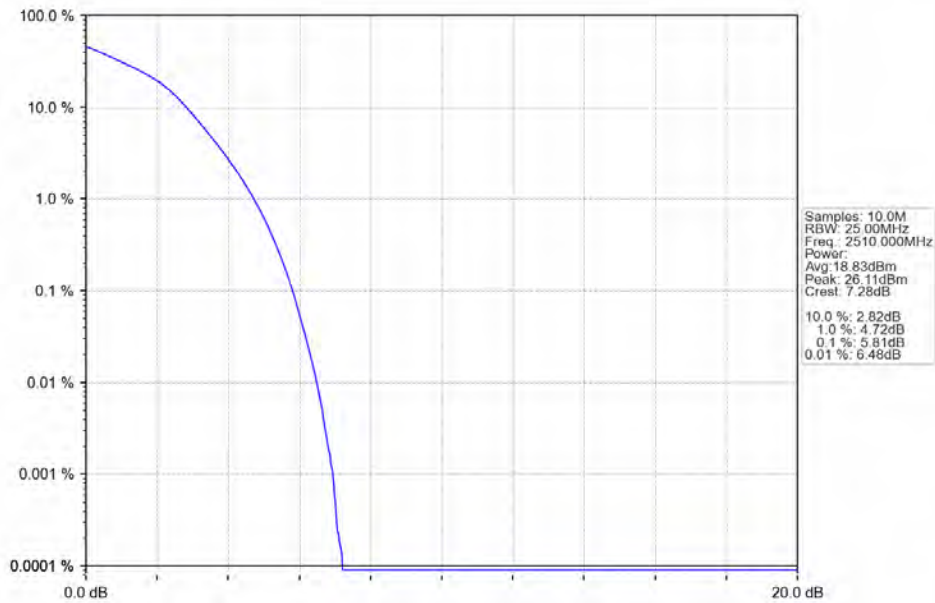


Band7 20MHz QPSK HCH 2560MHz RB 100 0 NTV



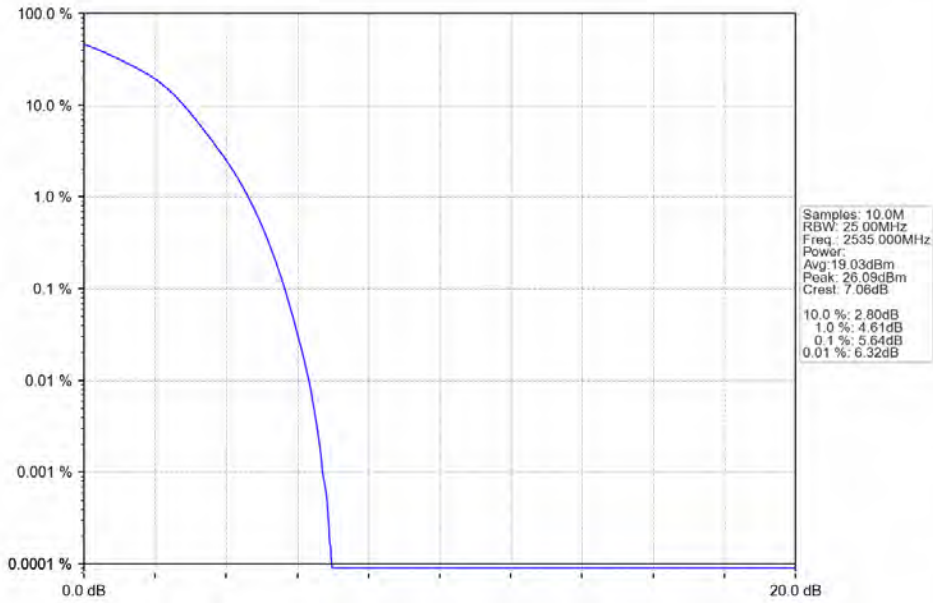
2024-08-29 13:19:59

Band7 20MHz 16QAM LCH 2510MHz RB 100 0 NTV



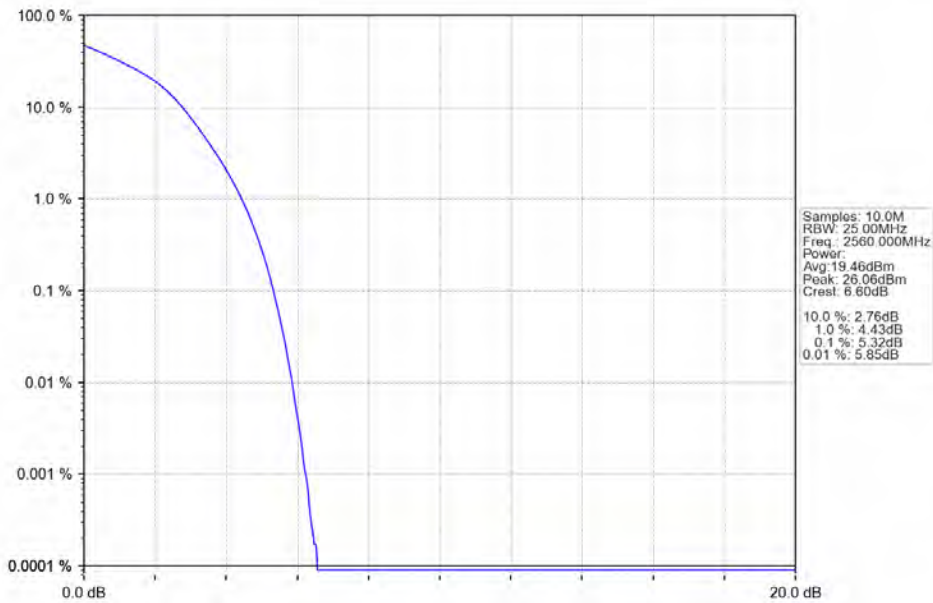
2024-08-29 13:19:10

Band7 20MHz 16QAM MCH 2535MHz RB 100 0 NTNV



2024-08-29 13:19:41

Band7 20MHz 16QAM HCH 2560MHz RB 100 0 NTNV



2024-08-29 13:20:12

6. Spurious Emission

6.1 Test Result

6.1.1 B7_5MHz

Band: 7 / Bandwidth: 5MHz / NTNV						
Modulation	Frequency (MHz)	RB Allocation		Spurious Emission		Verdict
		Size	Offset	Result	Limit	
QPSK	2502.5	1	0	Refer To Test Graph		Pass
		25	0	Refer To Test Graph		Pass
	2567.5	1	0	Refer To Test Graph		Pass
		1	24	Refer To Test Graph		Pass
		25	0	Refer To Test Graph		Pass
		25	0	Refer To Test Graph		Pass
16QAM	2502.5	1	0	Refer To Test Graph		Pass
		25	0	Refer To Test Graph		Pass
	2567.5	1	0	Refer To Test Graph		Pass
		1	24	Refer To Test Graph		Pass
		25	0	Refer To Test Graph		Pass
		25	0	Refer To Test Graph		Pass

6.1.2 B7_10MHz

Band: 7 / Bandwidth: 10MHz / NTNV						
Modulation	Frequency (MHz)	RB Allocation		Spurious Emission		Verdict
		Size	Offset	Result	Limit	
QPSK	2505	1	0	Refer To Test Graph		Pass
		50	0	Refer To Test Graph		Pass
	2565	1	0	Refer To Test Graph		Pass
		1	49	Refer To Test Graph		Pass
		50	0	Refer To Test Graph		Pass
		50	0	Refer To Test Graph		Pass
16QAM	2505	1	0	Refer To Test Graph		Pass
		50	0	Refer To Test Graph		Pass
	2565	1	0	Refer To Test Graph		Pass
		1	49	Refer To Test Graph		Pass
		50	0	Refer To Test Graph		Pass
		50	0	Refer To Test Graph		Pass

6.1.3 B7_15MHz

Band: 7 / Bandwidth: 15MHz / NTNV						
Modulation	Frequency (MHz)	RB Allocation		Spurious Emission		Verdict
		Size	Offset	Result	Limit	
QPSK	2507.5	1	0	Refer To Test Graph		Pass
		75	0	Refer To Test Graph		Pass
	2562.5	1	0	Refer To Test Graph		Pass
		1	74	Refer To Test Graph		Pass
		75	0	Refer To Test Graph		Pass
		75	0	Refer To Test Graph		Pass
16QAM	2507.5	1	0	Refer To Test Graph		Pass

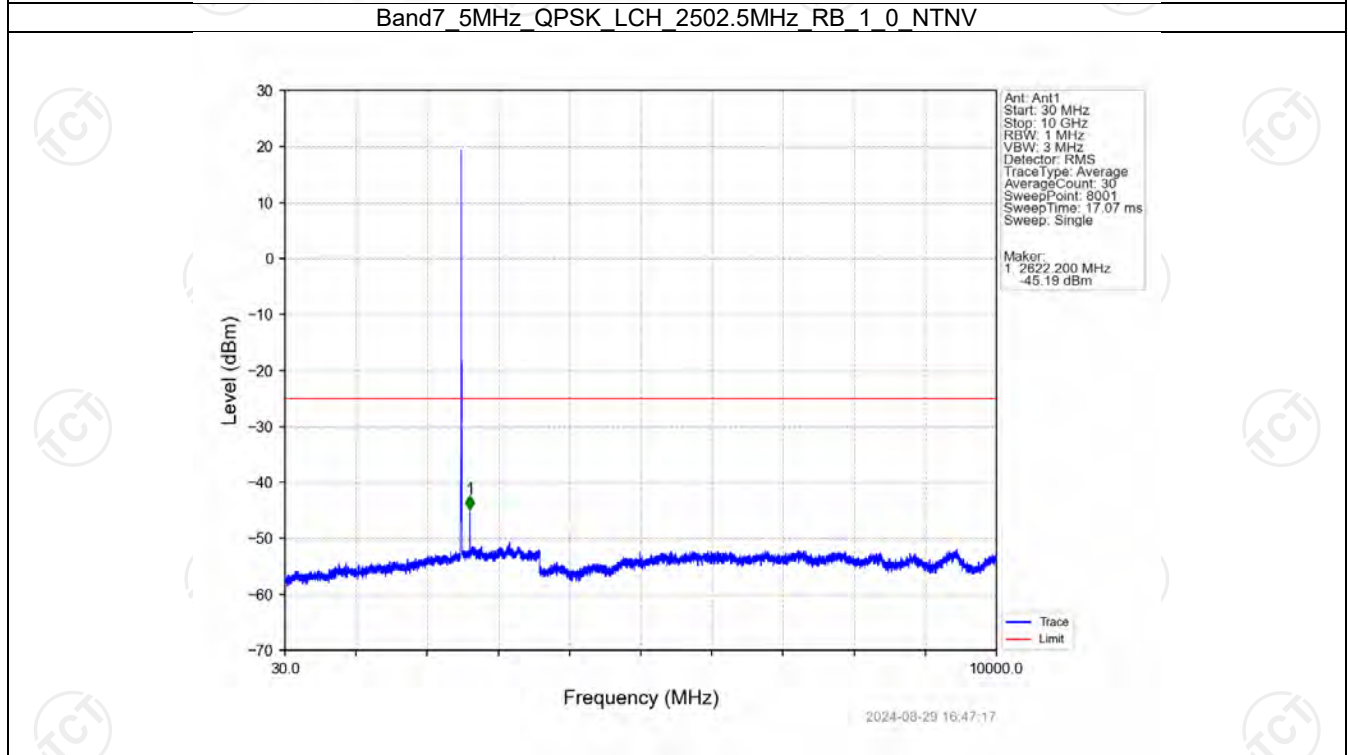
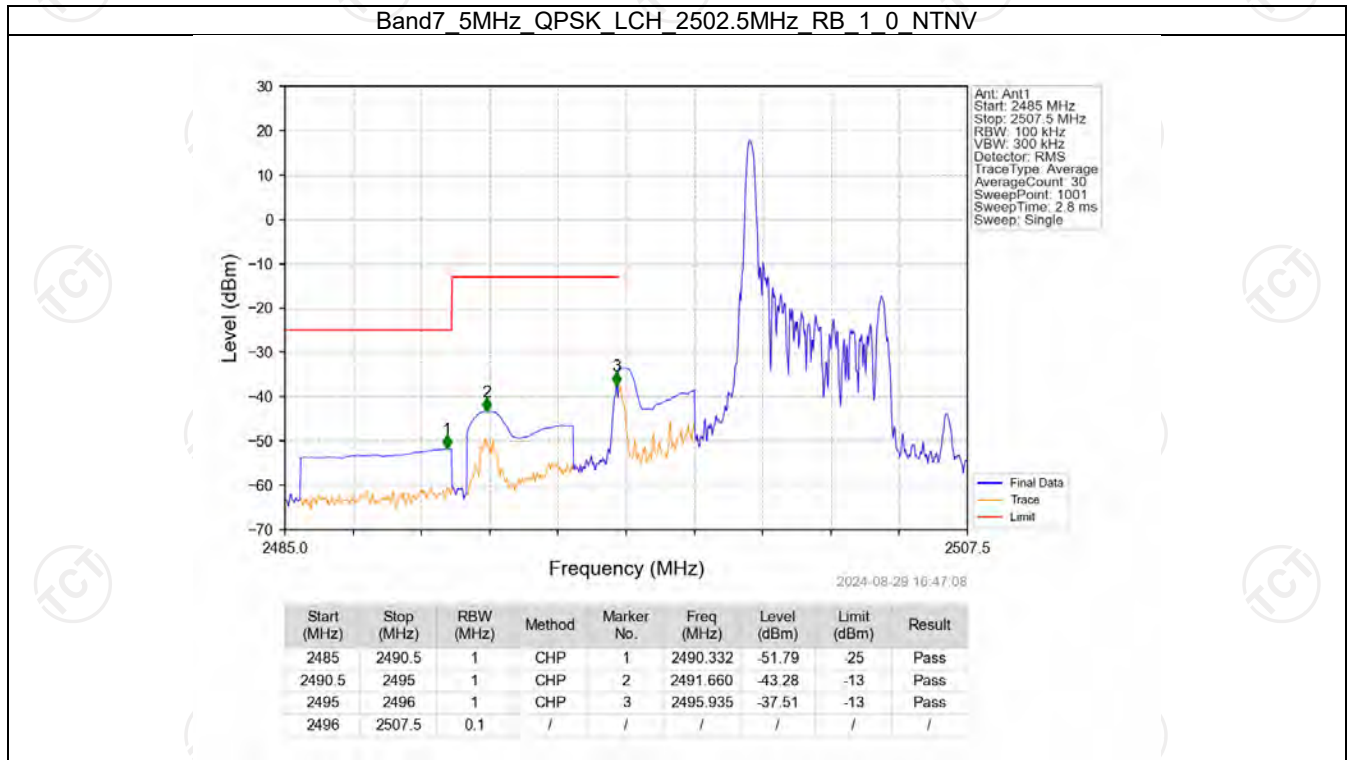
		75	0	Refer To Test Graph	Pass
	2535	1	0	Refer To Test Graph	Pass
	2562.5	1	0	Refer To Test Graph	Pass
			74	Refer To Test Graph	Pass
		75	0	Refer To Test Graph	Pass

6.1.4 B7_20MHz

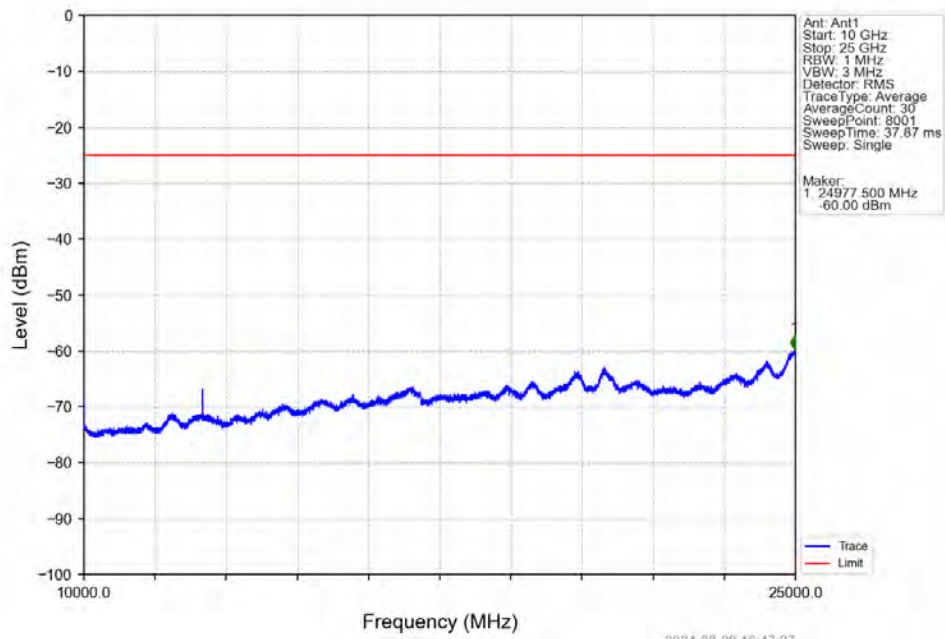
Band: 7 / Bandwidth: 20MHz / NTNV						
Modulation	Frequency (MHz)	RB Allocation		Spurious Emission		Verdict
		Size	Offset	Result	Limit	
QPSK	2510	1	0	Refer To Test Graph		Pass
		100	0	Refer To Test Graph		Pass
	2560	1	0	Refer To Test Graph		Pass
			99	Refer To Test Graph		Pass
		100	0	Refer To Test Graph		Pass
			0	Refer To Test Graph		Pass
16QAM	2510	1	0	Refer To Test Graph		Pass
		100	0	Refer To Test Graph		Pass
	2560	1	0	Refer To Test Graph		Pass
			99	Refer To Test Graph		Pass
		100	0	Refer To Test Graph		Pass
			0	Refer To Test Graph		Pass

6.2 Test Graph

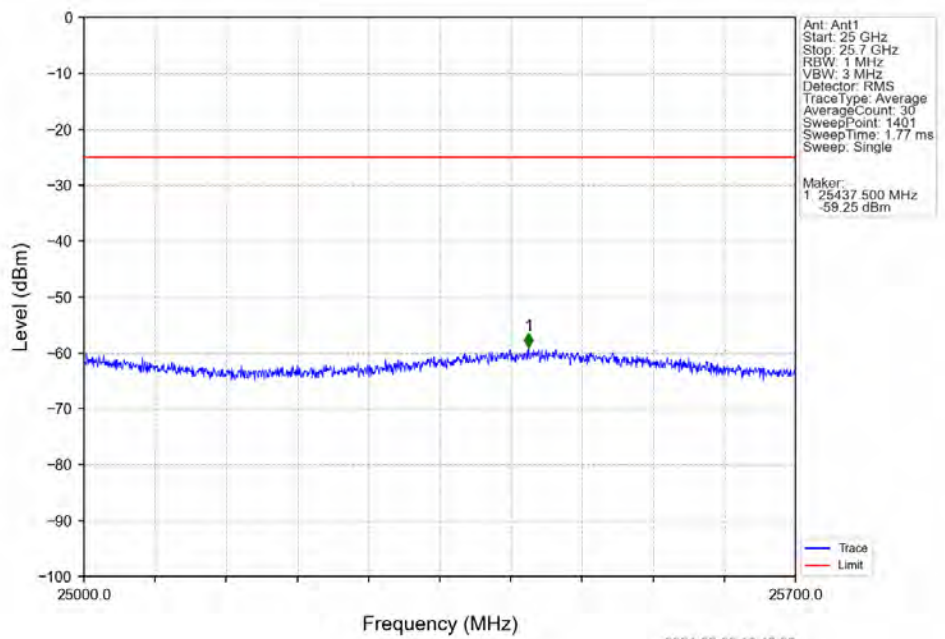
6.2.1 B7_5MHz



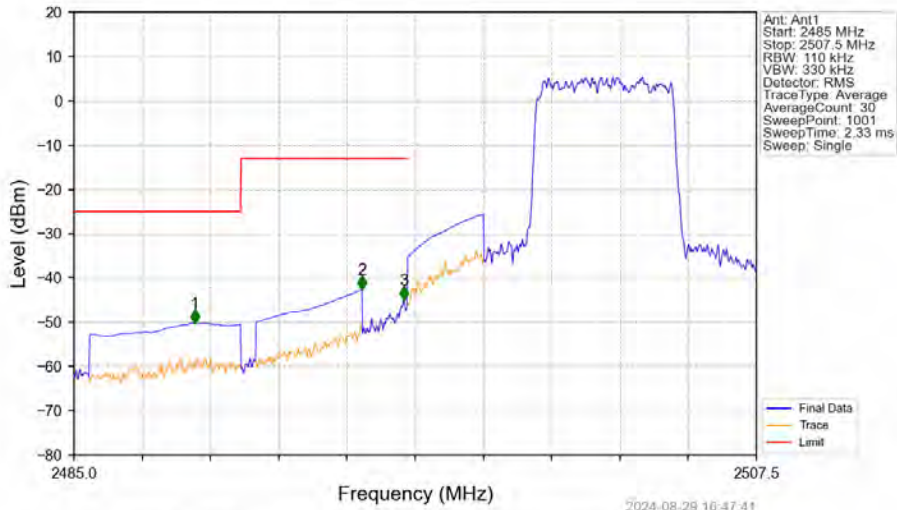
Band7 5MHz QPSK LCH 2502.5MHz RB 1 0 NTN



Band7 5MHz QPSK LCH 2502.5MHz RB 1 0 NTN

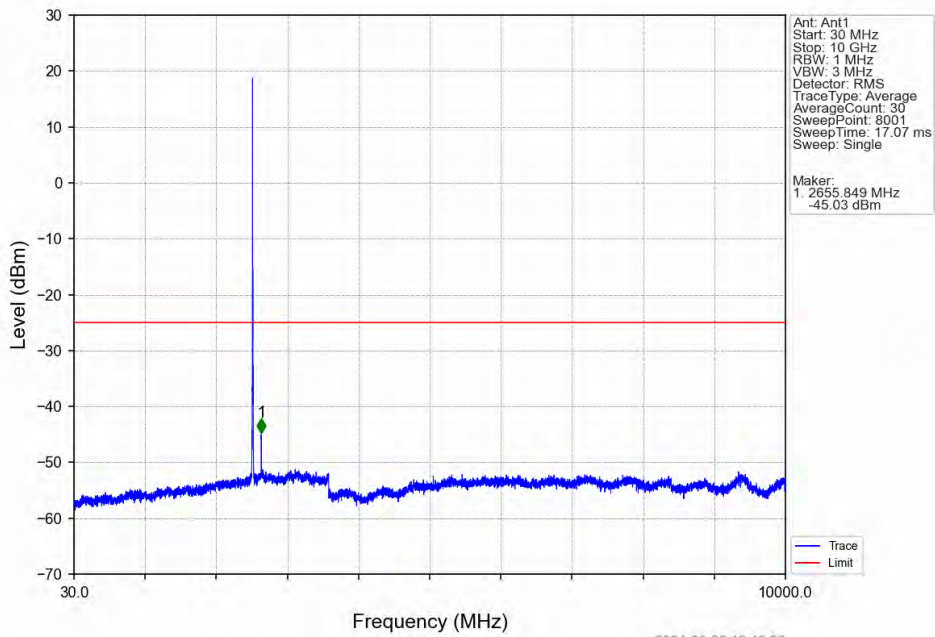


Band7 5MHz QPSK LCH 2502.5MHz RB 25 0 NTNV

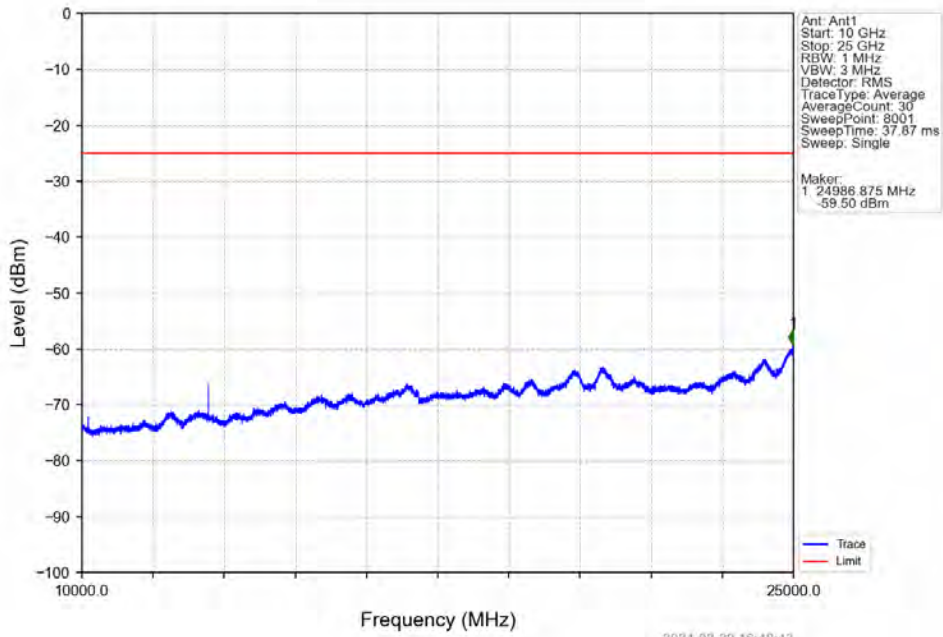


Start (MHz)	Stop (MHz)	RBW (MHz)	Method	Marker No.	Freq (MHz)	Level (dBm)	Limit (dBm)	Result
2485	2490.5	1	CHP	1	2488.983	-50.25	-25	Pass
2490.5	2495	1	CHP	2	2494.496	-42.69	-13	Pass
2495	2496	1	CHP	3	2495.867	-44.93	-13	Pass
2496	2507.5	0.11	/	/	/	/	/	/

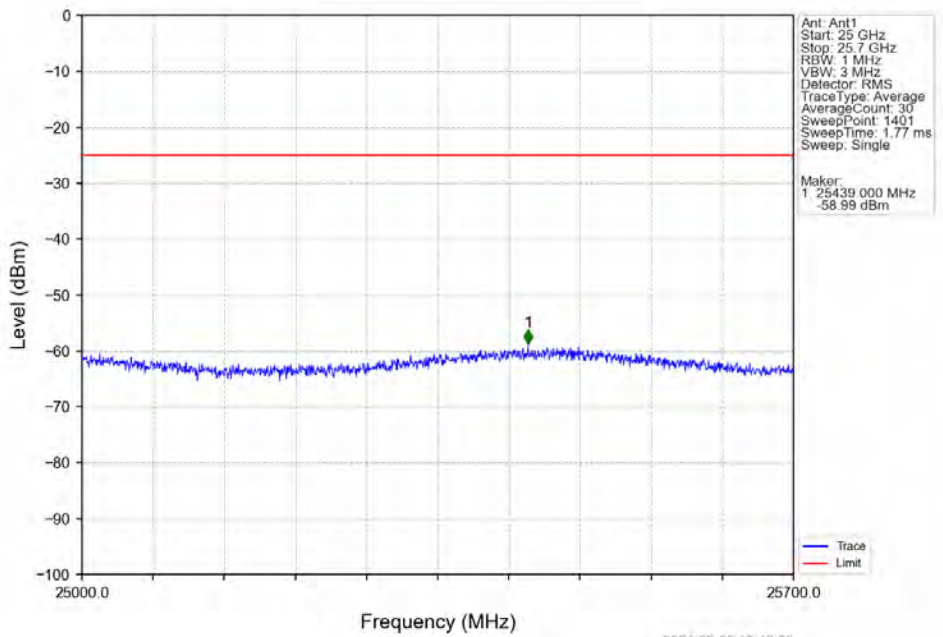
Band7 5MHz QPSK MCH 2535MHz RB 1 0 NTNV



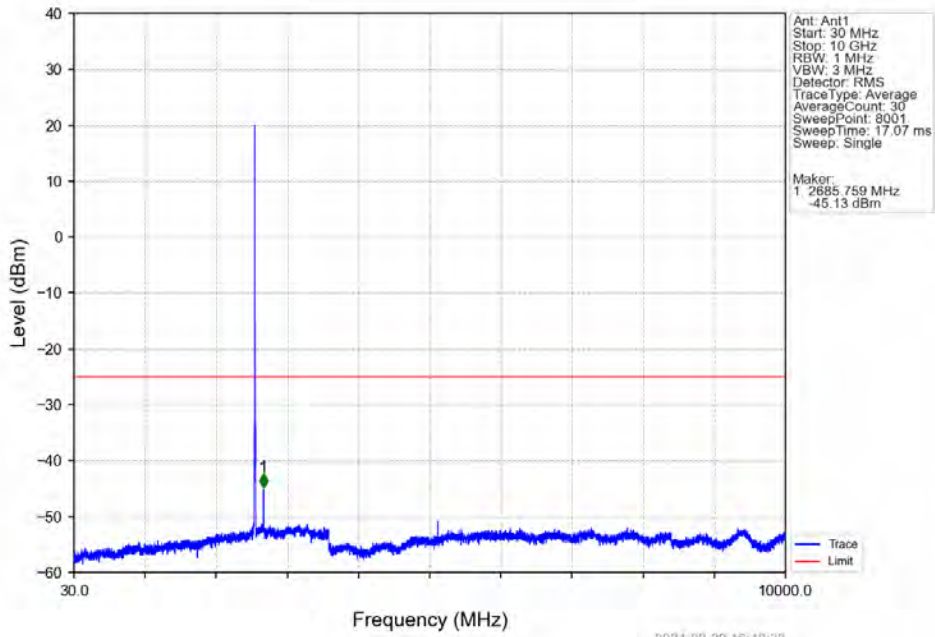
Band7 5MHz QPSK MCH 2535MHz RB 1 0 NTV



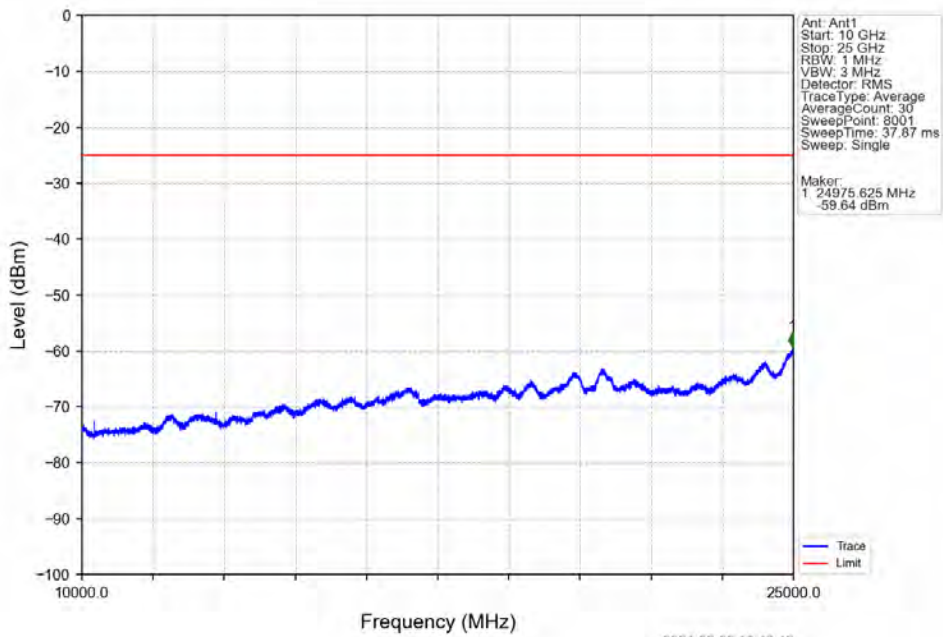
Band7 5MHz QPSK MCH 2535MHz RB 1 0 NTV



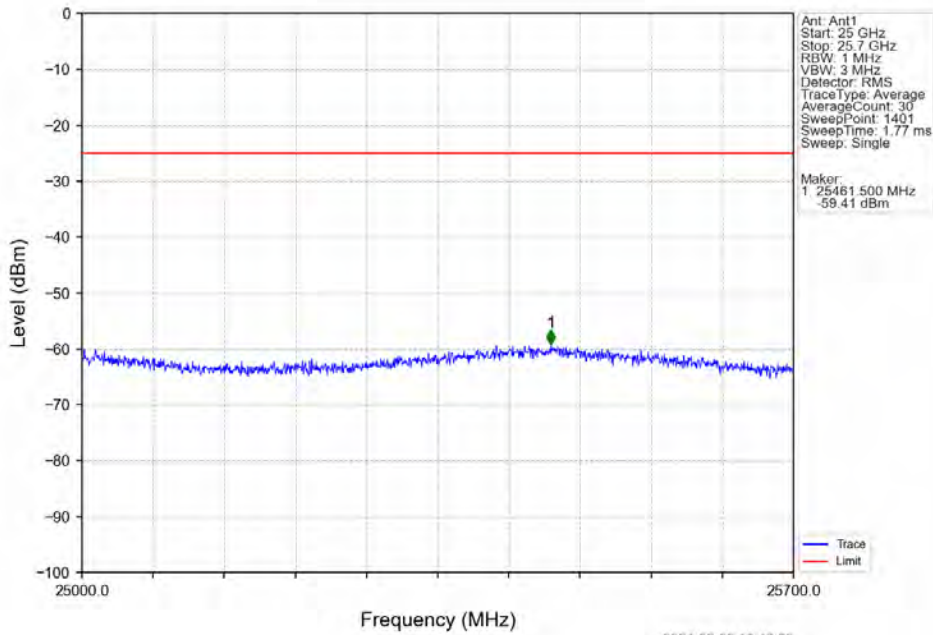
Band7 5MHz QPSK HCH 2567.5MHz RB 1 0 NTNV



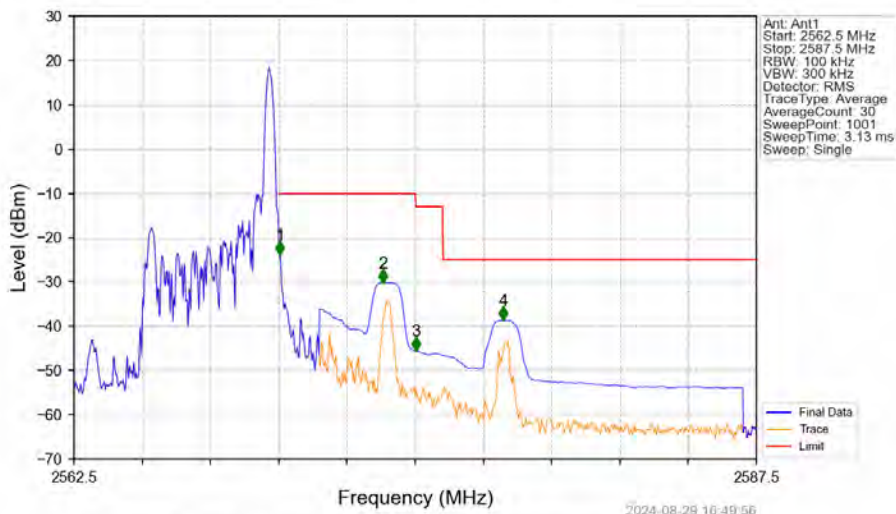
Band7 5MHz QPSK HCH 2567.5MHz RB 1 0 NTNV



Band7 5MHz QPSK HCH 2567.5MHz RB 1 0 NTNV

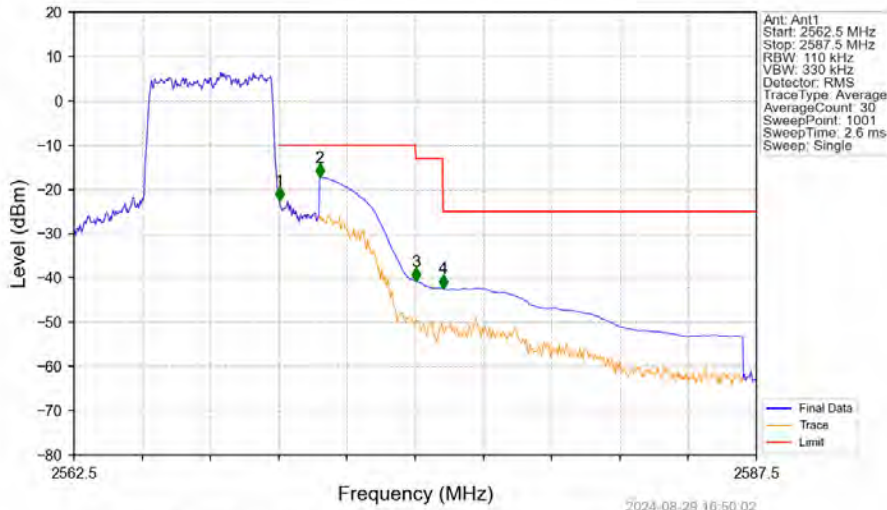


Band7 5MHz QPSK HCH 2567.5MHz RB 1 24 NTNV



Start (MHz)	Stop (MHz)	RBW (MHz)	Method	Marker No.	Freq (MHz)	Level (dBm)	Limit (dBm)	Result
2562.5	2570	0.1	/	/	/	/	/	/
2570	2571	0.1	/	1	2570.050	-23.80	-10	Pass
2571	2575	1	CHP	2	2573.825	-30.21	-10	Pass
2575	2576	1	CHP	3	2575.025	-45.58	-13	Pass
2576	2587.5	1	CHP	4	2578.225	-38.69	-25	Pass

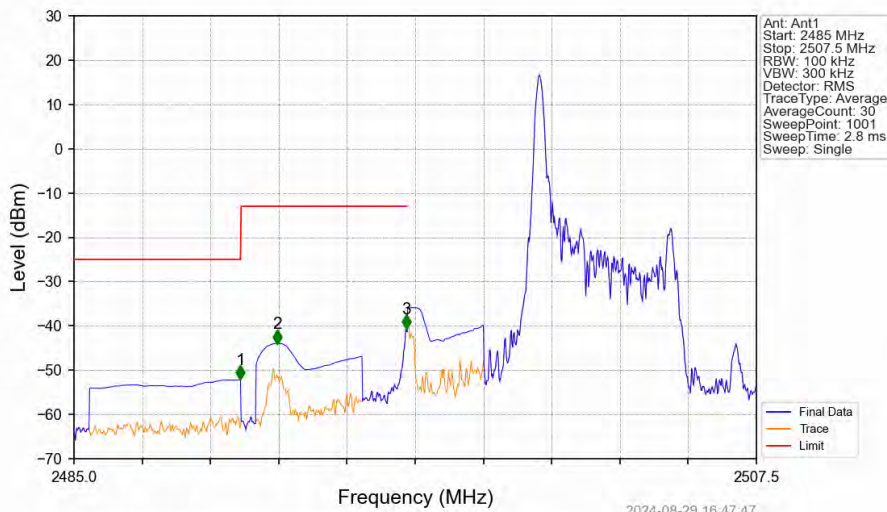
Band7 5MHz QPSK HCH 2567.5MHz RB 25 0 NTV



2024-08-29 16:50:02

Start (MHz)	Stop (MHz)	RBW (MHz)	Method	Marker No.	Freq (MHz)	Level (dBm)	Limit (dBm)	Result
2562.5	2570	0.11	/	/	/	/	/	/
2570	2571	0.11	/	1	2570.025	-22.61	-10	Pass
2571	2575	1	CHP	2	2571.500	-17.23	-10	Pass
2575	2576	1	CHP	3	2575.025	-40.80	-13	Pass
2576	2587.5	1	CHP	4	2576.025	-42.33	-25	Pass

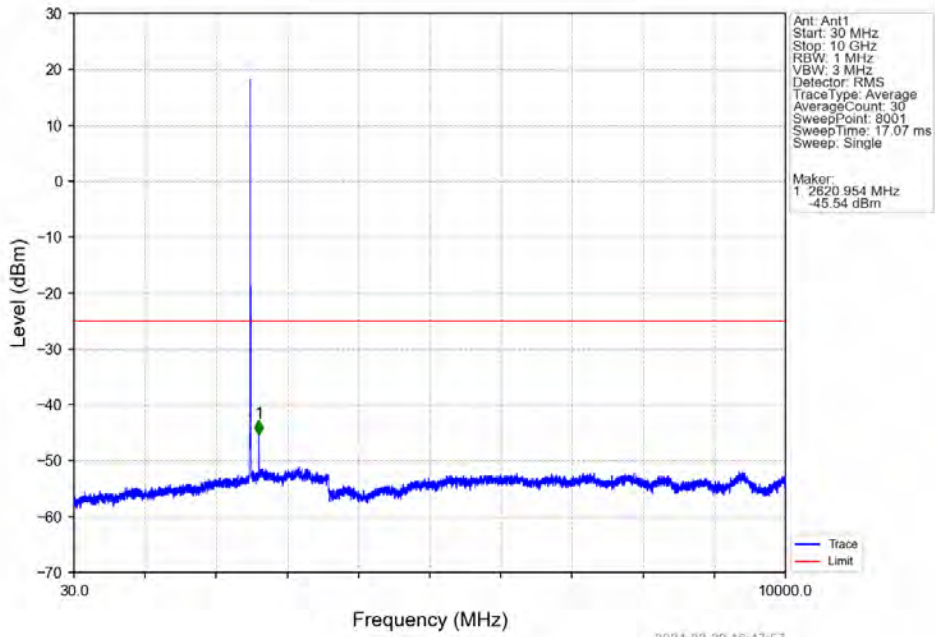
Band7 5MHz 16QAM LCH 2502.5MHz RB 1 0 NTV



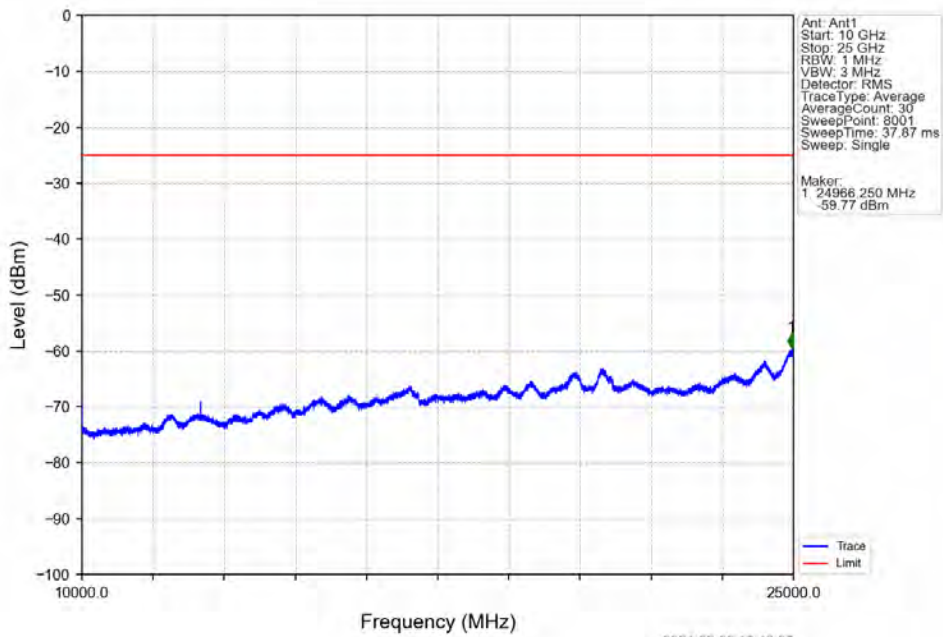
2024-08-29 16:47:47

Start (MHz)	Stop (MHz)	RBW (MHz)	Method	Marker No.	Freq (MHz)	Level (dBm)	Limit (dBm)	Result
2485	2490.5	1	CHP	1	2490.490	-52.14	-25	Pass
2490.5	2495	1	CHP	2	2491.705	-43.99	-13	Pass
2495	2496	1	CHP	3	2495.957	-40.58	-13	Pass
2496	2507.5	0.1	/	/	/	/	/	/

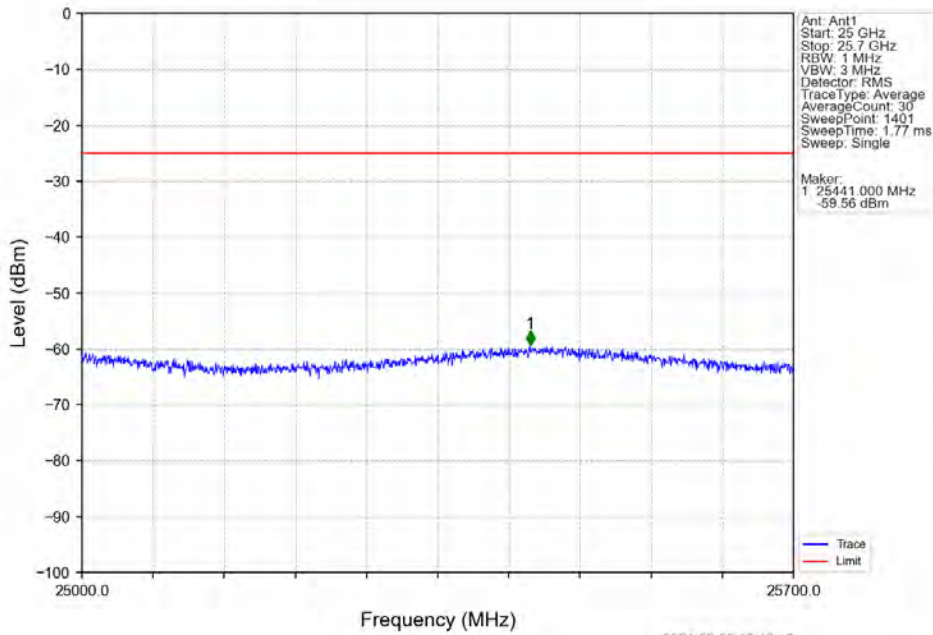
Band7 5MHz 16QAM LCH 2502.5MHz RB 1 0 NTNV



Band7 5MHz 16QAM LCH 2502.5MHz RB 1 0 NTNV

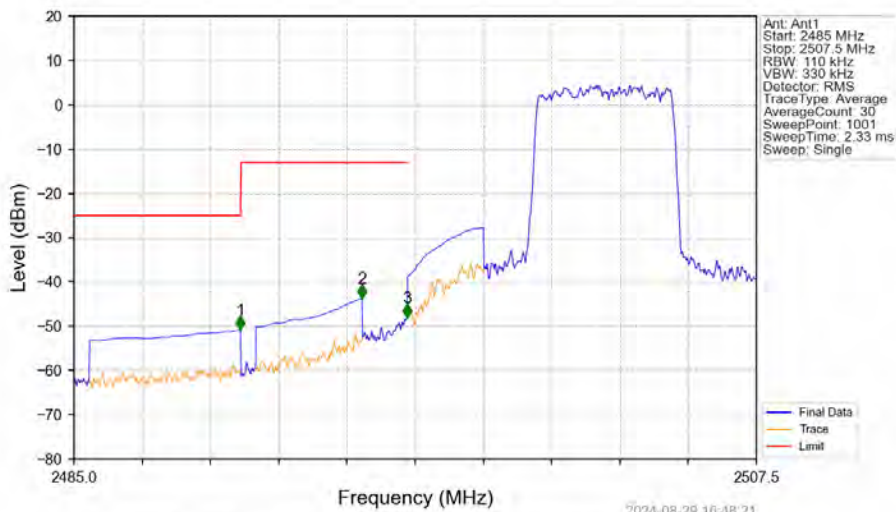


Band7 5MHz 16QAM LCH 2502.5MHz RB 1 0 NTV



2024-08-29 16:48:15

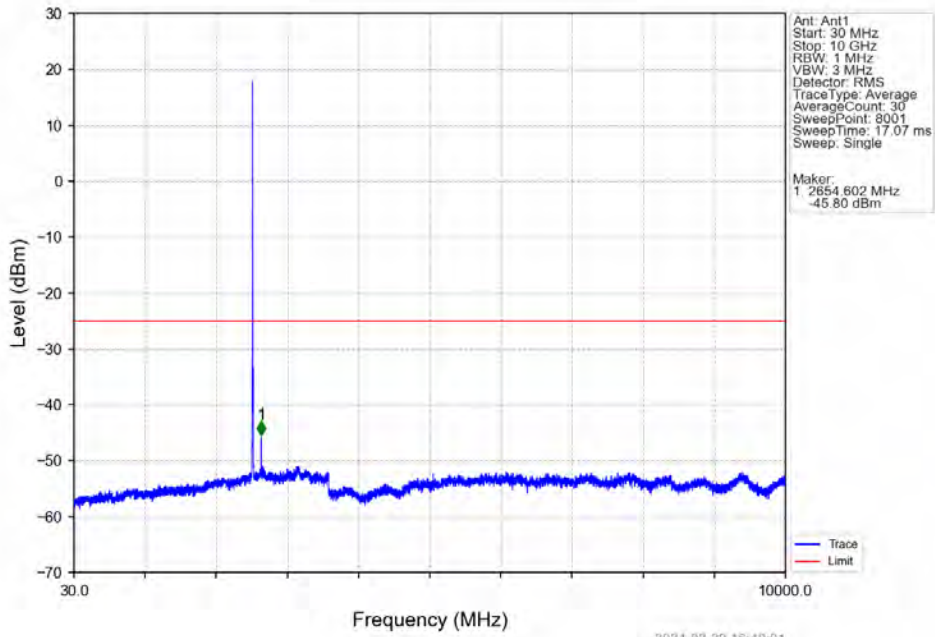
Band7 5MHz 16QAM LCH 2502.5MHz RB 25 0 NTV



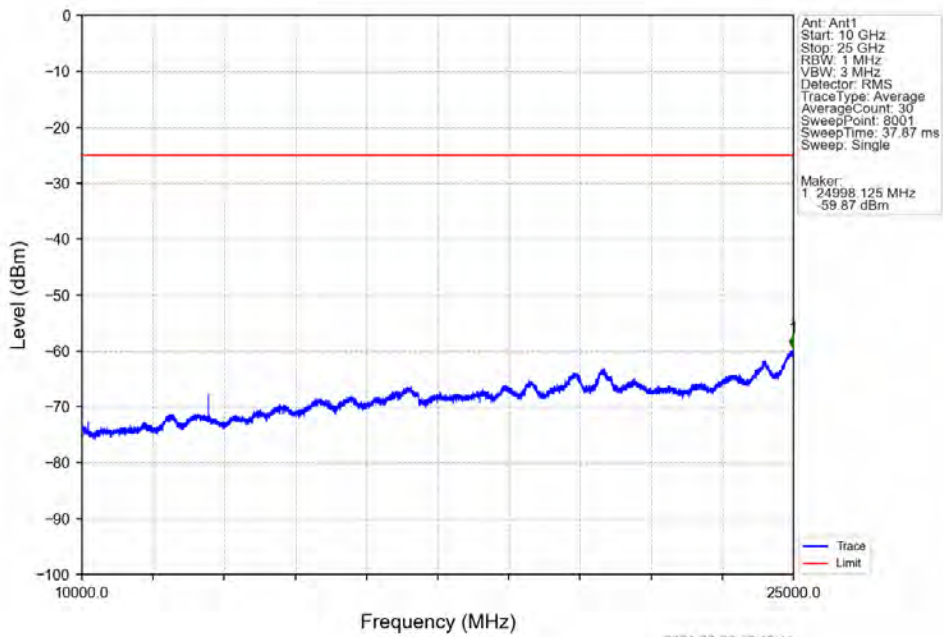
2024-08-29 16:48:21

Start (MHz)	Stop (MHz)	RBW (MHz)	Method	Marker No.	Freq (MHz)	Level (dBm)	Limit (dBm)	Result
2485	2490.5	1	CHP	1	2490.490	-50.84	25	Pass
2490.5	2495	1	CHP	2	2494.495	-43.75	-13	Pass
2495	2496	1	CHP	3	2495.980	-48.14	-13	Pass
2496	2507.5	0.11	/	/	/	/	/	/

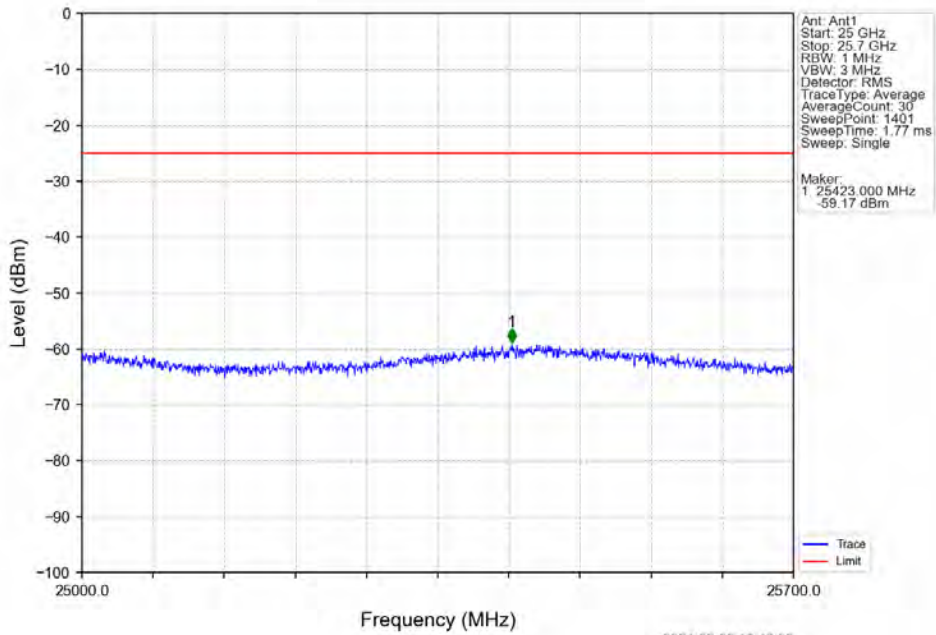
Band7 5MHz 16QAM MCH 2535MHz RB 1 0 NTNV



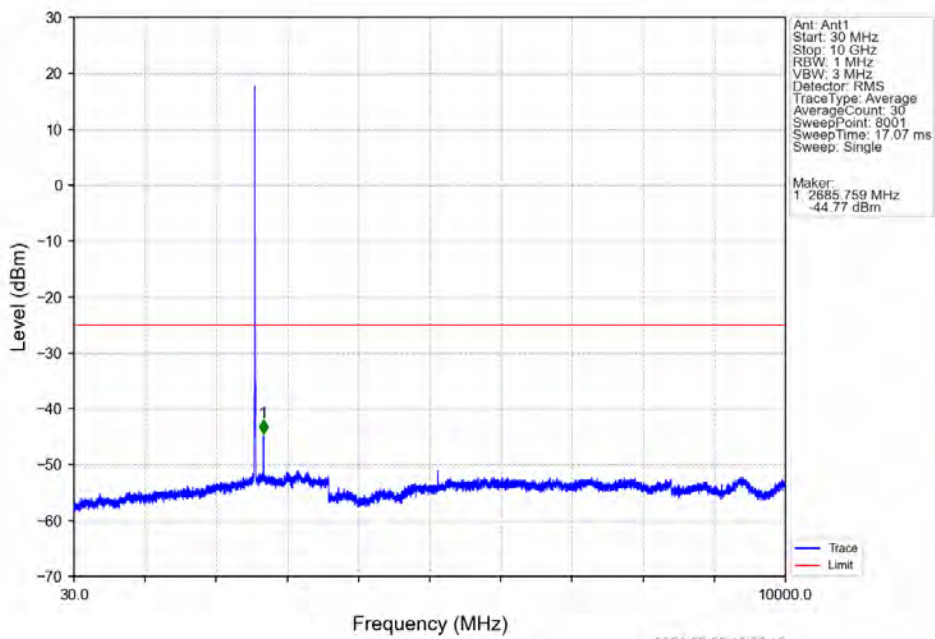
Band7 5MHz 16QAM MCH 2535MHz RB 1 0 NTNV



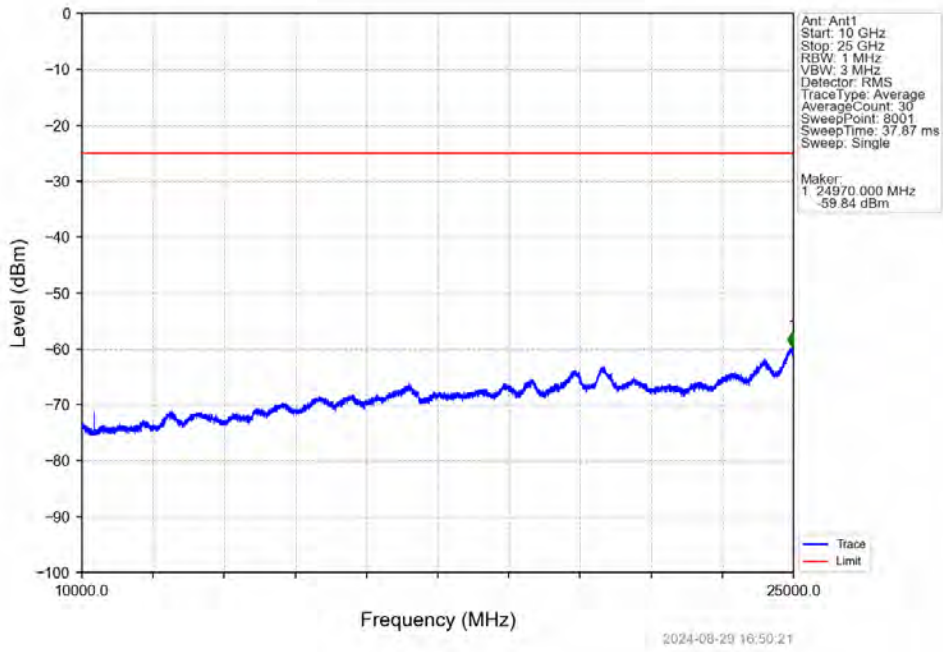
Band7 5MHz 16QAM MCH 2535MHz RB 1 0 NTNV



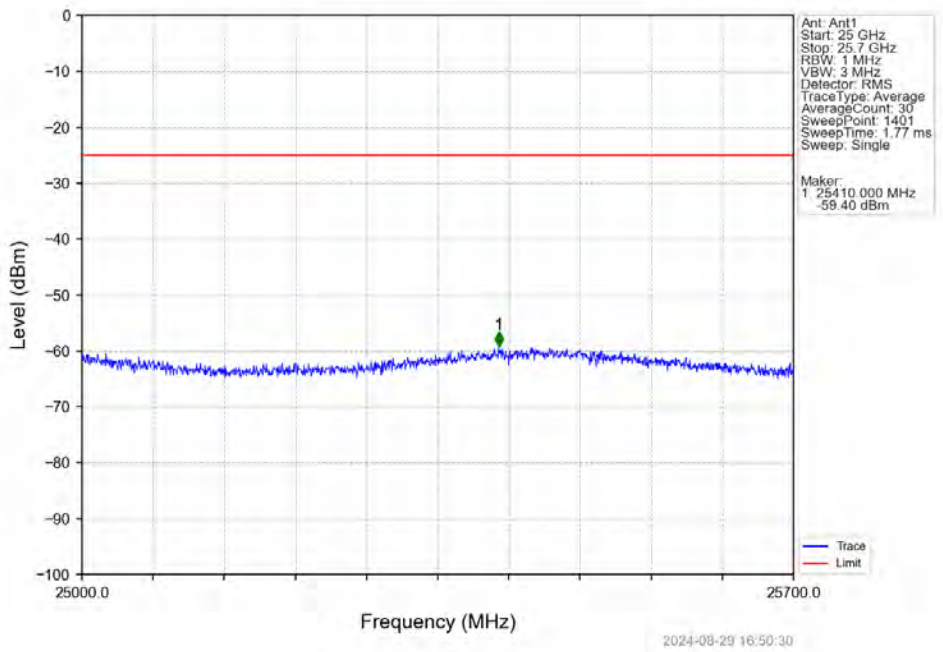
Band7 5MHz 16QAM HCH 2567.5MHz RB 1 0 NTNV



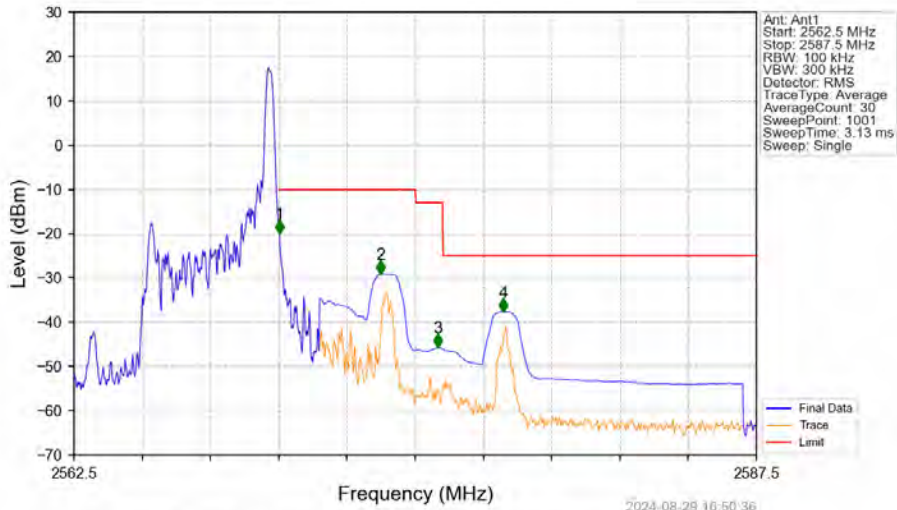
Band7 5MHz 16QAM HCH 2567.5MHz RB 1 0 NTV



Band7 5MHz 16QAM HCH 2567.5MHz RB 1 0 NTV

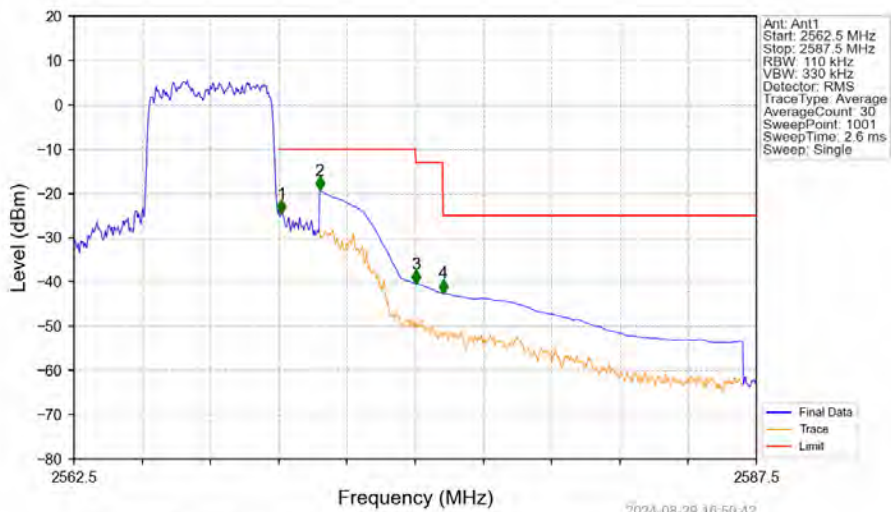


Band7 5MHz 16QAM HCH 2567.5MHz RB 1 24 NTV



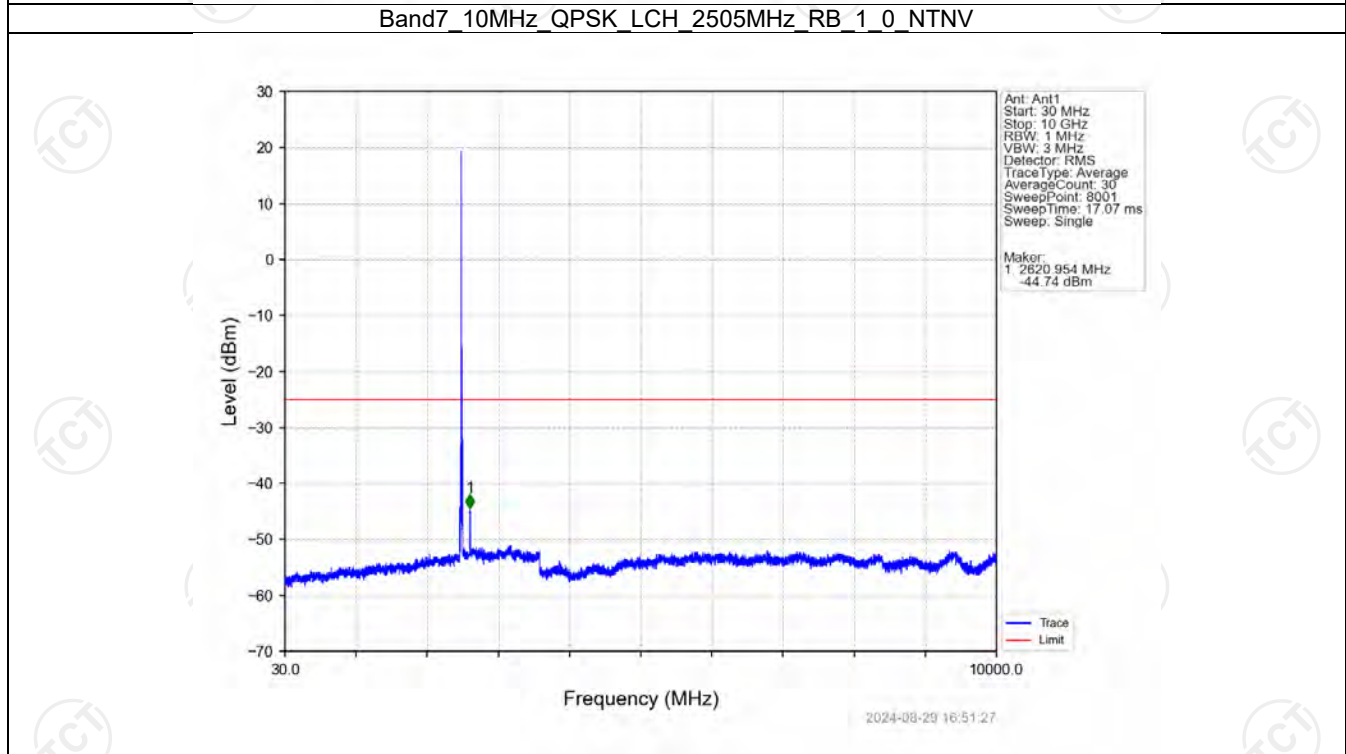
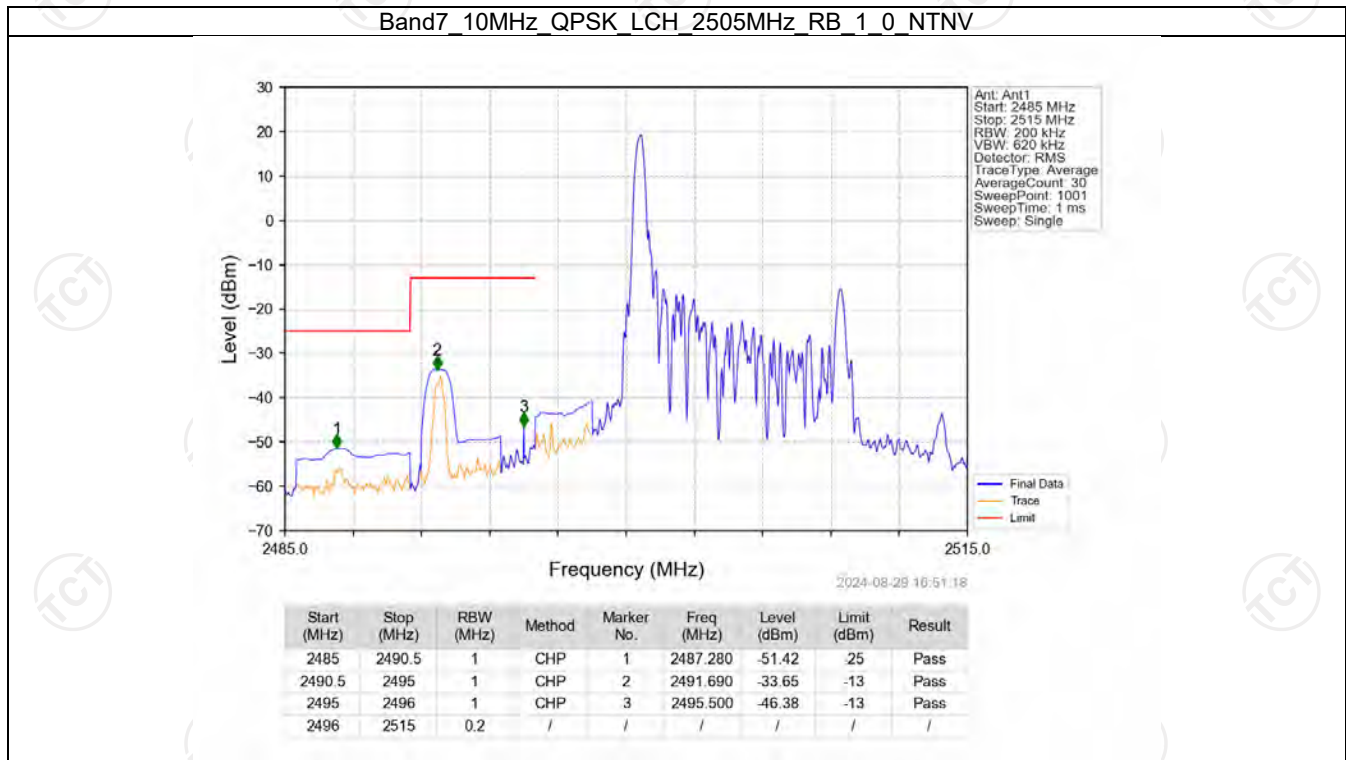
Start (MHz)	Stop (MHz)	RBW (MHz)	Method	Marker No.	Freq (MHz)	Level (dBm)	Limit (dBm)	Result
2562.5	2570	0.1	/	/	/	/	/	/
2570	2571	0.1	/	1	2570.025	-20.11	-10	Pass
2571	2575	1	CHP	2	2573.725	-29.11	-10	Pass
2575	2576	1	CHP	3	2575.825	-45.78	-13	Pass
2576	2587.5	1	CHP	4	2578.225	-37.71	-25	Pass

Band7 5MHz 16QAM HCH 2567.5MHz RB 25 0 NTV

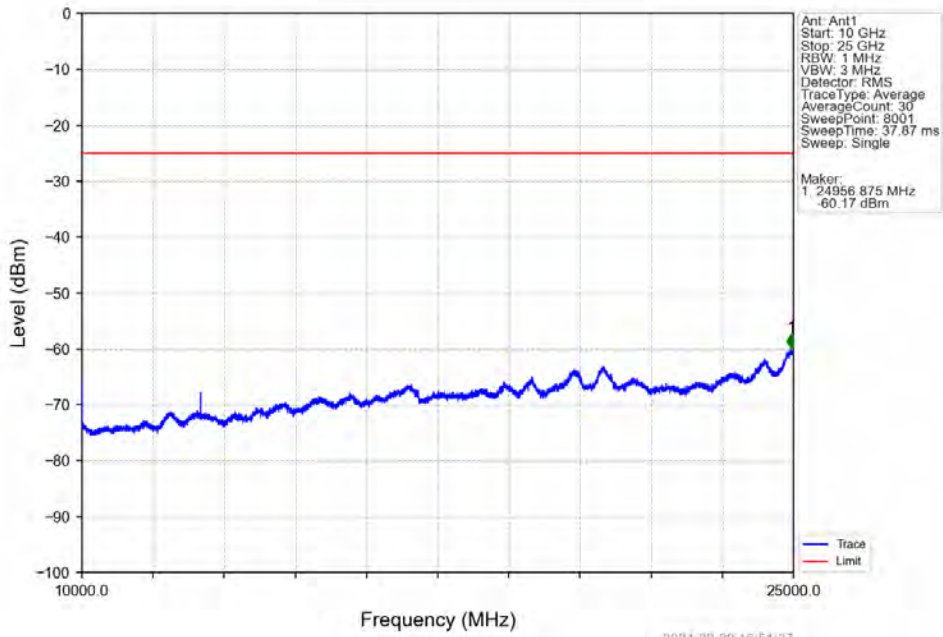


Start (MHz)	Stop (MHz)	RBW (MHz)	Method	Marker No.	Freq (MHz)	Level (dBm)	Limit (dBm)	Result
2562.5	2570	0.11	/	/	/	/	/	/
2570	2571	0.11	/	1	2570.100	-24.55	-10	Pass
2571	2575	1	CHP	2	2571.500	-19.29	-10	Pass
2575	2576	1	CHP	3	2575.025	-40.41	-13	Pass
2576	2587.5	1	CHP	4	2576.025	-42.51	-25	Pass

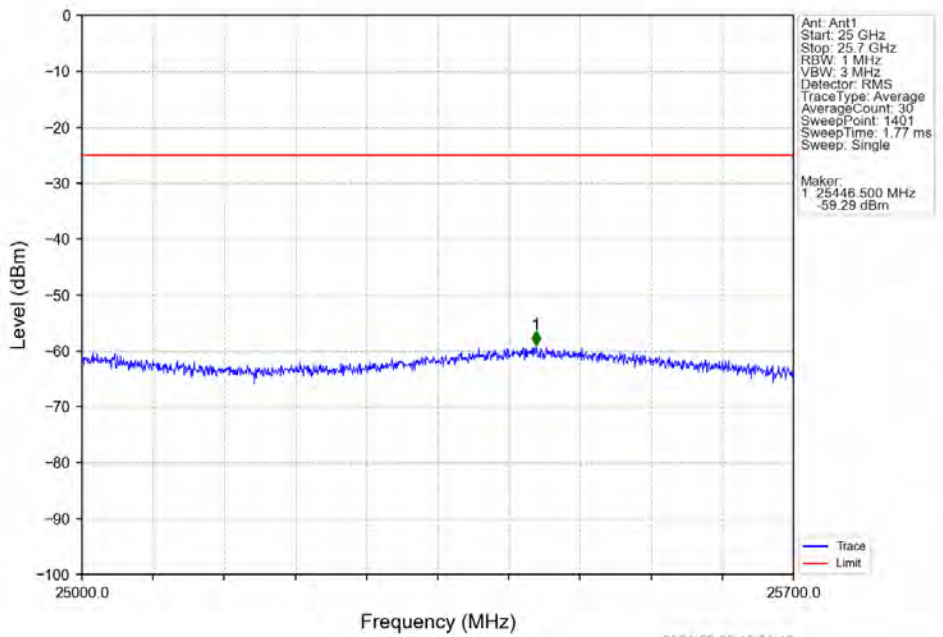
6.2.2 B7_10MHz



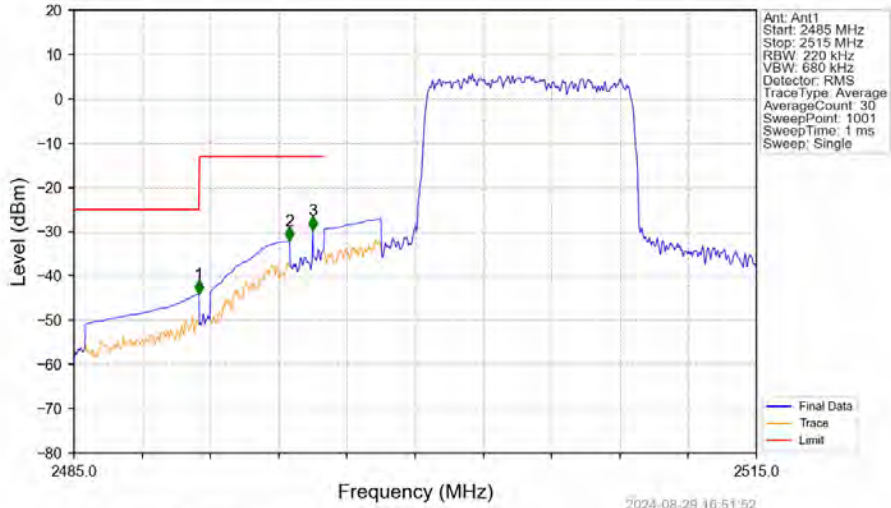
Band7 10MHz QPSK LCH 2505MHz RB 1 0 NTV



Band7 10MHz QPSK LCH 2505MHz RB 1 0 NTV

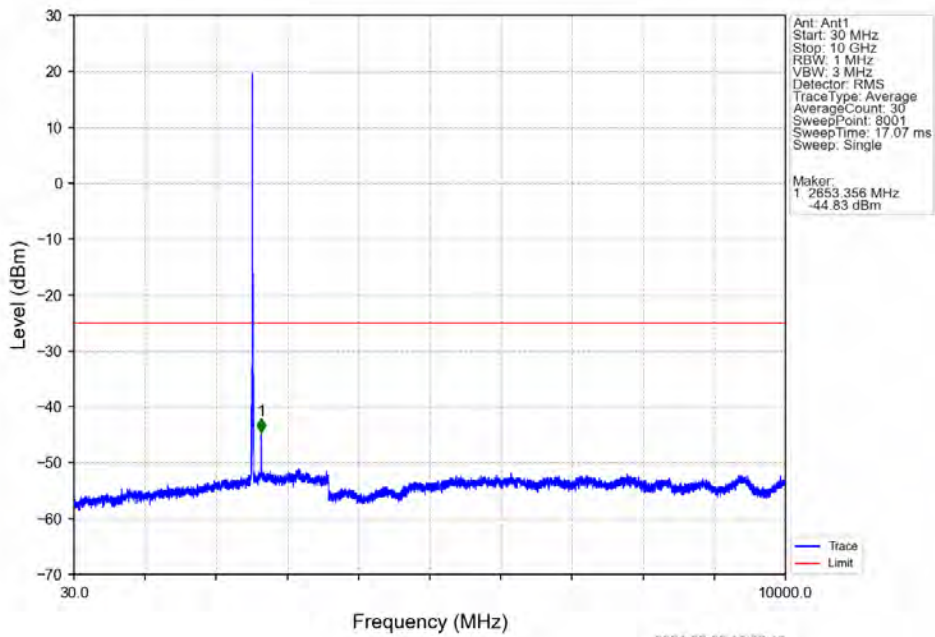


Band7 10MHz QPSK LCH 2505MHz RB 50 0 NTN

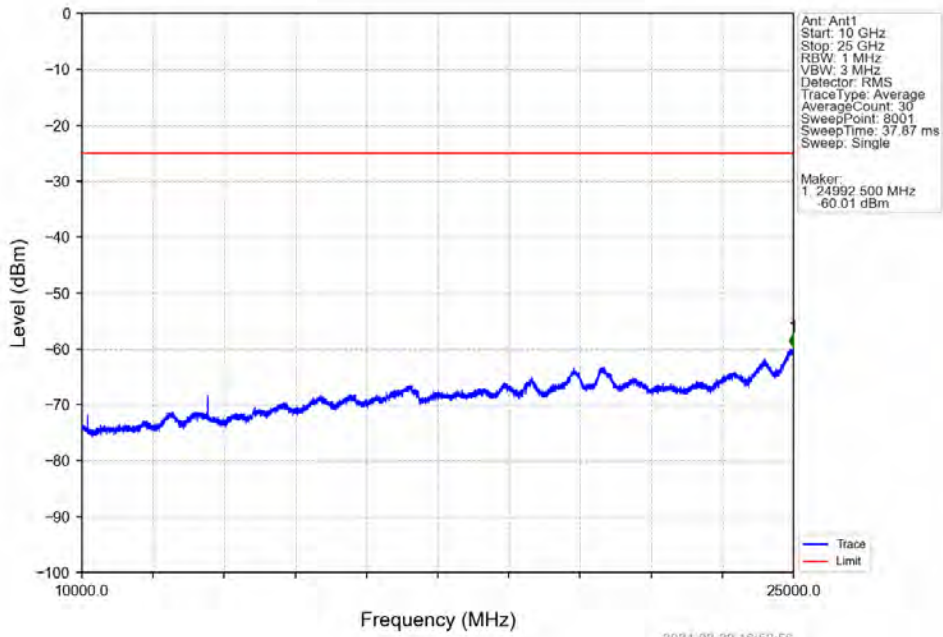


Start (MHz)	Stop (MHz)	RBW (MHz)	Method	Marker No.	Freq (MHz)	Level (dBm)	Limit (dBm)	Result
2485	2490.5	1	CHP	1	2490.490	-44.14	-25	Pass
2490.5	2495	1	CHP	2	2494.480	-31.97	-13	Pass
2495	2496	1	CHP	3	2495.500	-29.69	-13	Pass
2496	2515	0.22	/	/	/	/	/	/

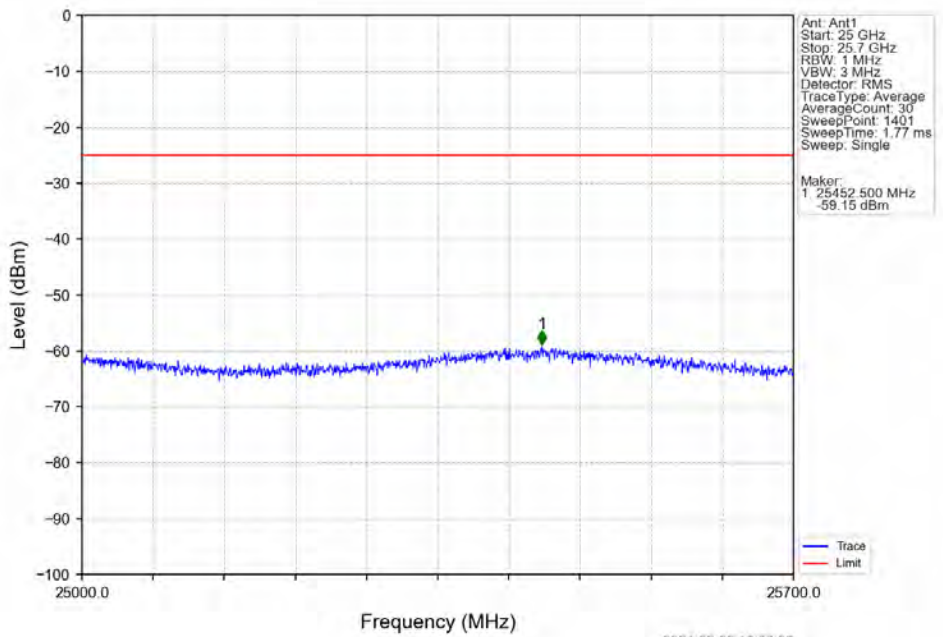
Band7 10MHz QPSK MCH 2535MHz RB 1 0 NTN



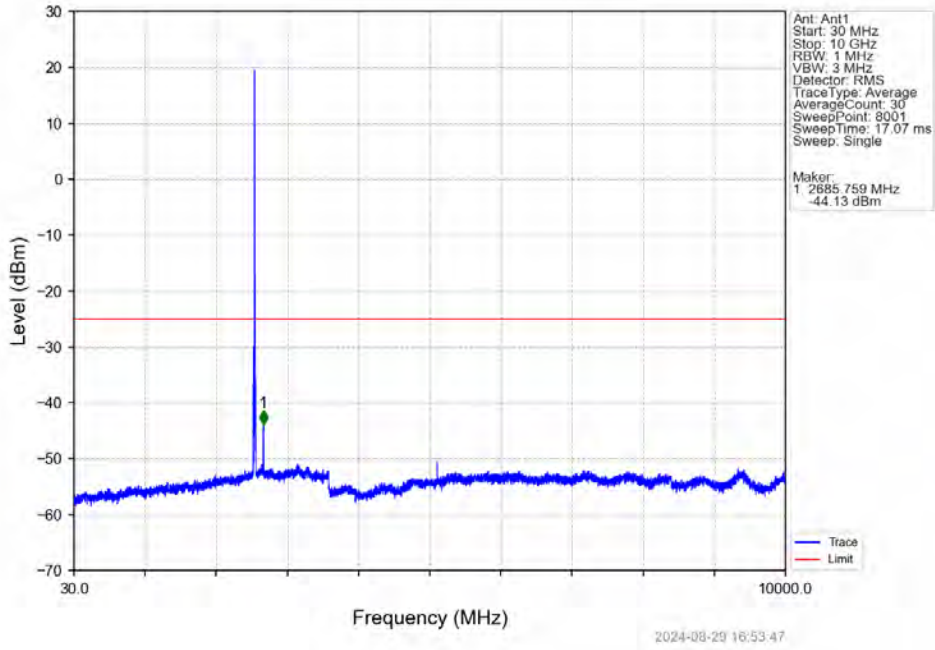
Band7 10MHz QPSK MCH 2535MHz RB 1 0 NTV



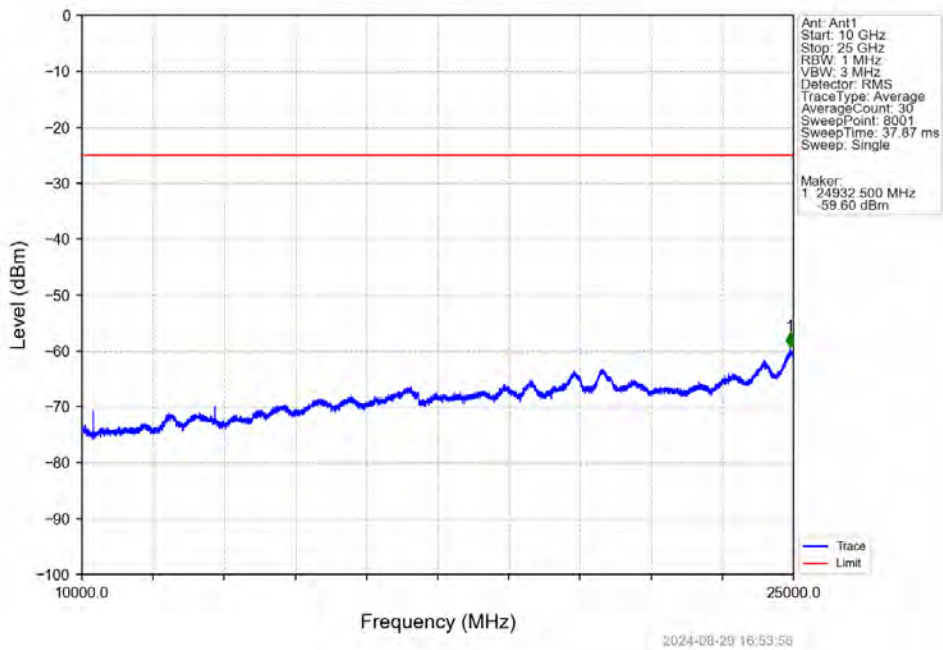
Band7 10MHz QPSK MCH 2535MHz RB 1 0 NTV



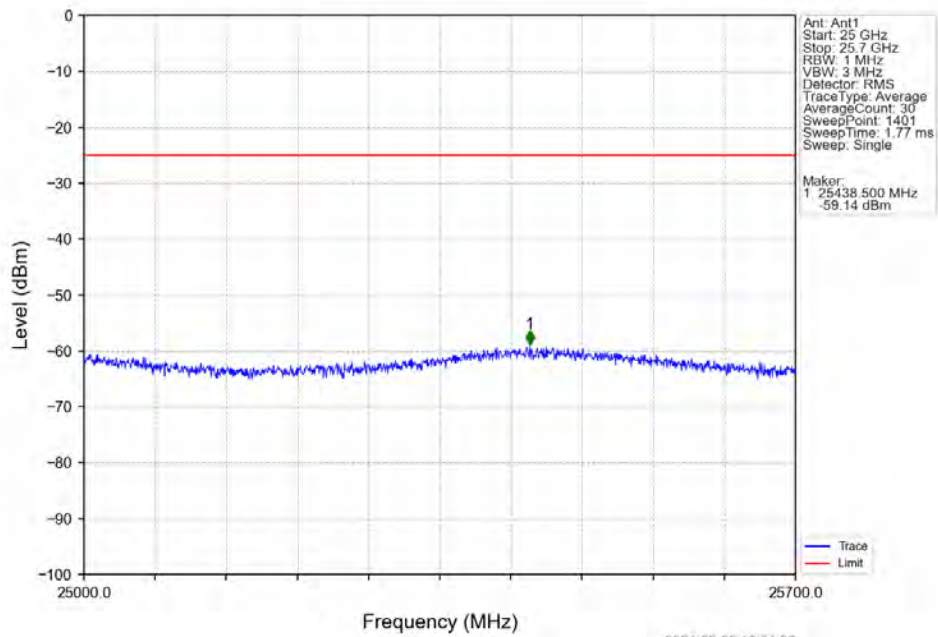
Band7 10MHz QPSK HCH 2565MHz RB 1 0 NTV



Band7 10MHz QPSK HCH 2565MHz RB 1 0 NTV

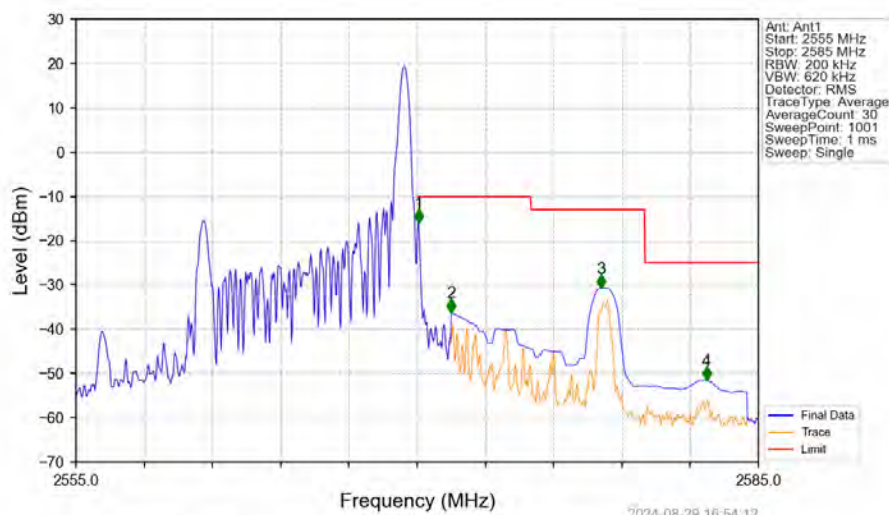


Band7 10MHz QPSK HCH 2565MHz RB 1 0 NTVN



2024-08-29 16:54:05

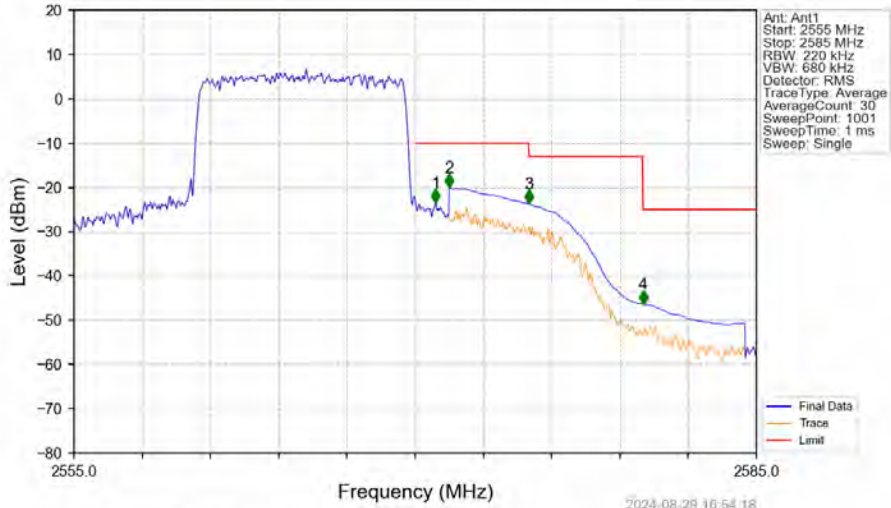
Band7 10MHz QPSK HCH 2565MHz RB 1 49 NTVN



2024-08-29 16:54:12

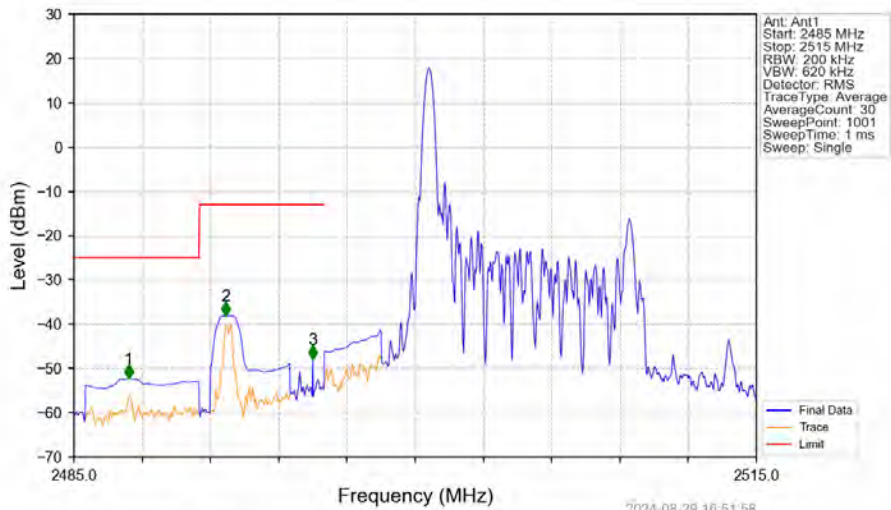
Start (MHz)	Stop (MHz)	RBW (MHz)	Method	Marker No.	Freq (MHz)	Level (dBm)	Limit (dBm)	Result
2555	2570	0.2	/	/	/	/	/	/
2570	2571	0.2	/	1	2570.060	-16.01	-10	Pass
2571	2575	1	CHP	2	2571.500	-36.17	-10	Pass
2575	2580	1	CHP	3	2578.100	-30.75	-13	Pass
2580	2585	1	CHP	4	2582.720	-51.59	-25	Pass

Band7 10MHz QPSK HCH 2565MHz RB 50 0 NTN



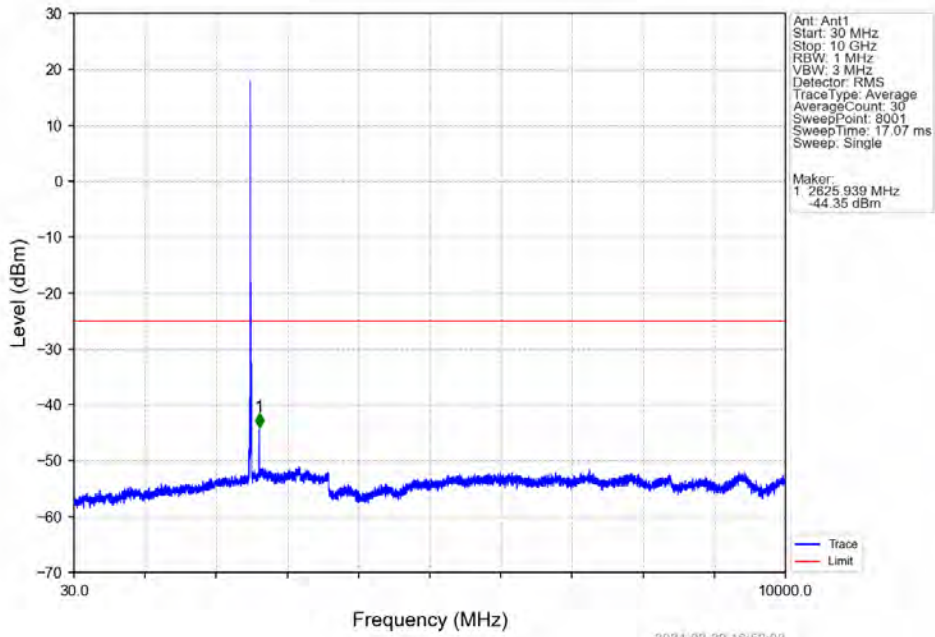
Start (MHz)	Stop (MHz)	RBW (MHz)	Method	Marker No.	Freq (MHz)	Level (dBm)	Limit (dBm)	Result
2555	2570	0.22	/	/	/	/	/	/
2570	2571	0.22	/	1	2570.900	-23.43	-10	Pass
2571	2575	1	CHP	2	2571.500	-20.10	-10	Pass
2575	2580	1	CHP	3	2575.010	-23.73	-13	Pass
2580	2585	1	CHP	4	2580.020	-46.34	-25	Pass

Band7 10MHz 16QAM LCH 2505MHz RB 1 0 NTN

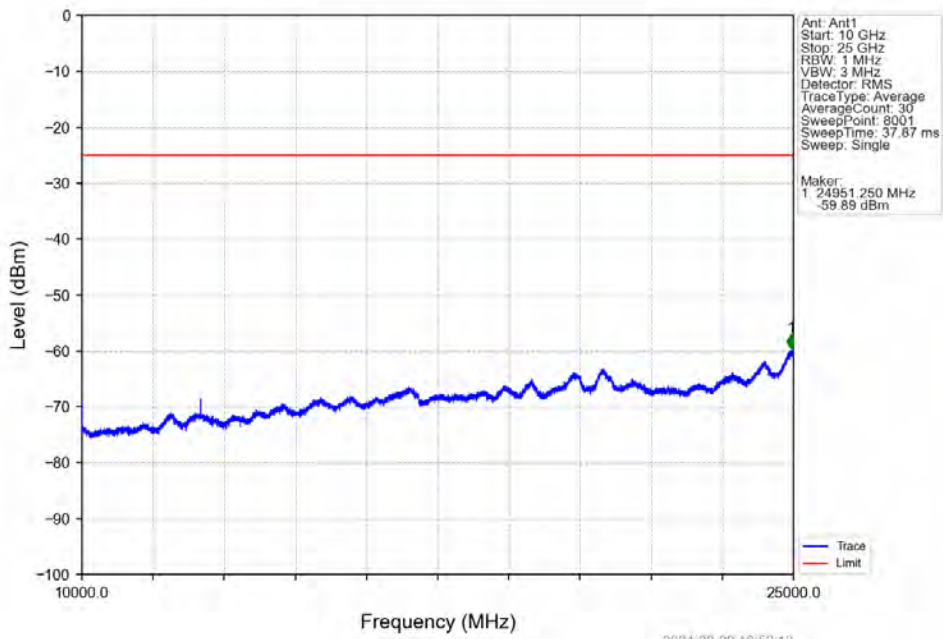


Start (MHz)	Stop (MHz)	RBW (MHz)	Method	Marker No.	Freq (MHz)	Level (dBm)	Limit (dBm)	Result
2485	2490.5	1	CHP	1	2487.400	-52.26	-25	Pass
2490.5	2495	1	CHP	2	2491.660	-38.10	-13	Pass
2495	2496	1	CHP	3	2495.500	-47.83	-13	Pass
2496	2515	0.2	/	/	/	/	/	/

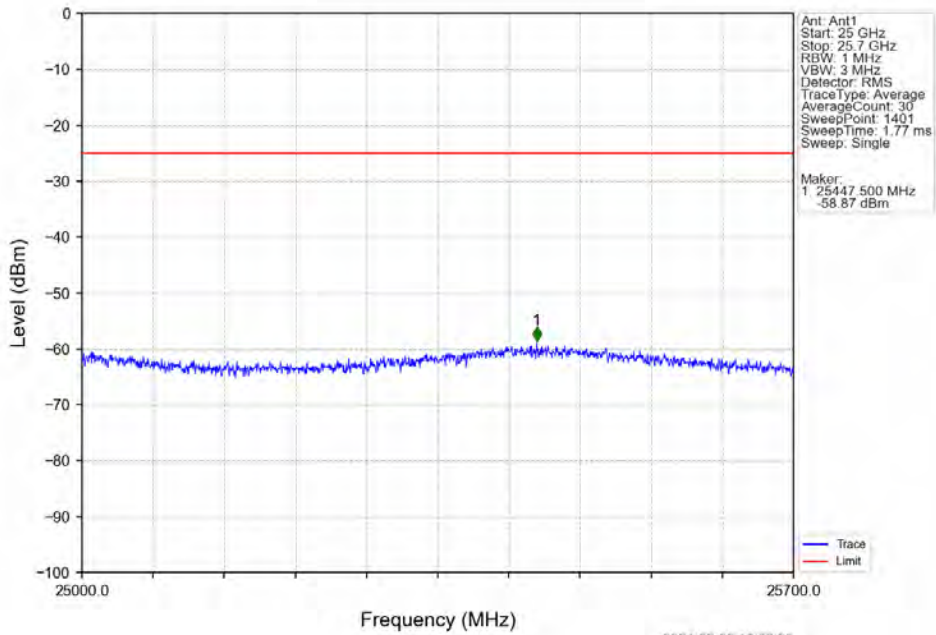
Band7 10MHz 16QAM LCH 2505MHz RB 1 0 NTV



Band7 10MHz 16QAM LCH 2505MHz RB 1 0 NTV

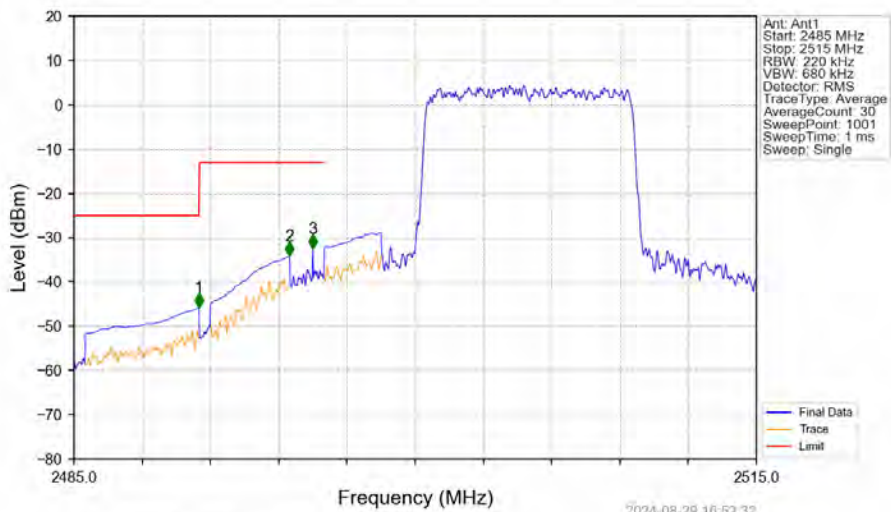


Band7 10MHz 16QAM LCH 2505MHz RB 1 0 NTNV



2024-08-29 16:52:26

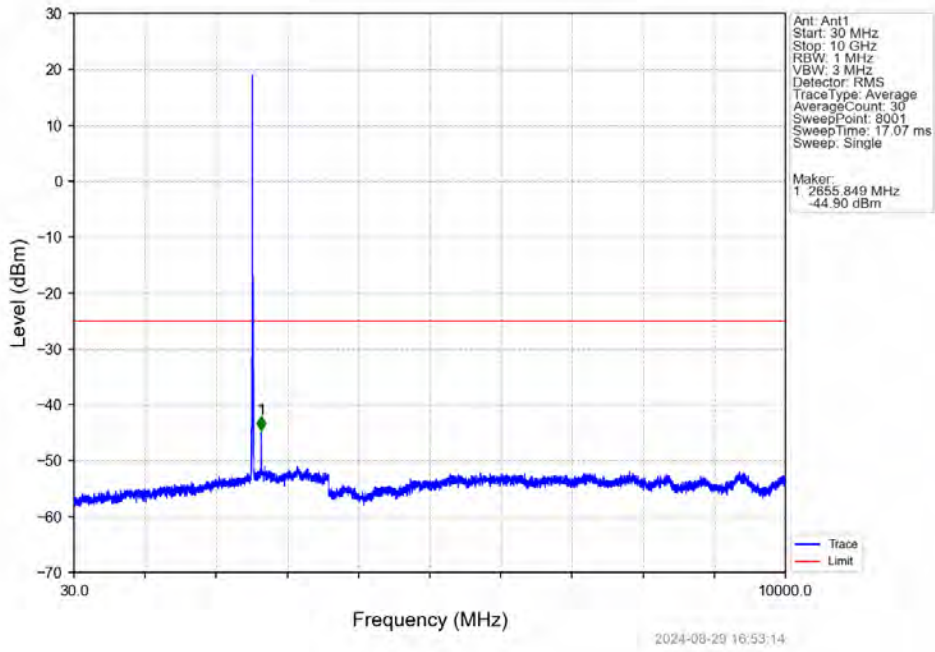
Band7 10MHz 16QAM LCH 2505MHz RB 50 0 NTNV



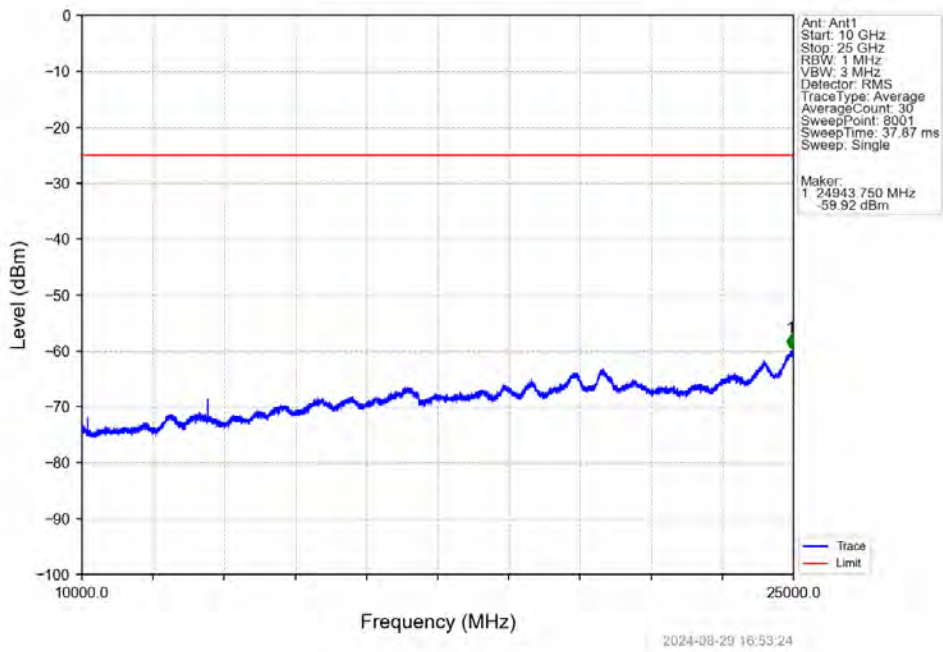
2024-08-29 16:52:32

Start (MHz)	Stop (MHz)	RBW (MHz)	Method	Marker No.	Freq (MHz)	Level (dBm)	Limit (dBm)	Result
2485	2490.5	1	CHP	1	2490.490	-45.74	25	Pass
2490.5	2495	1	CHP	2	2494.480	-34.12	-13	Pass
2495	2496	1	CHP	3	2495.500	-32.37	-13	Pass
2496	2515	0.22	/	/	/	/	/	/

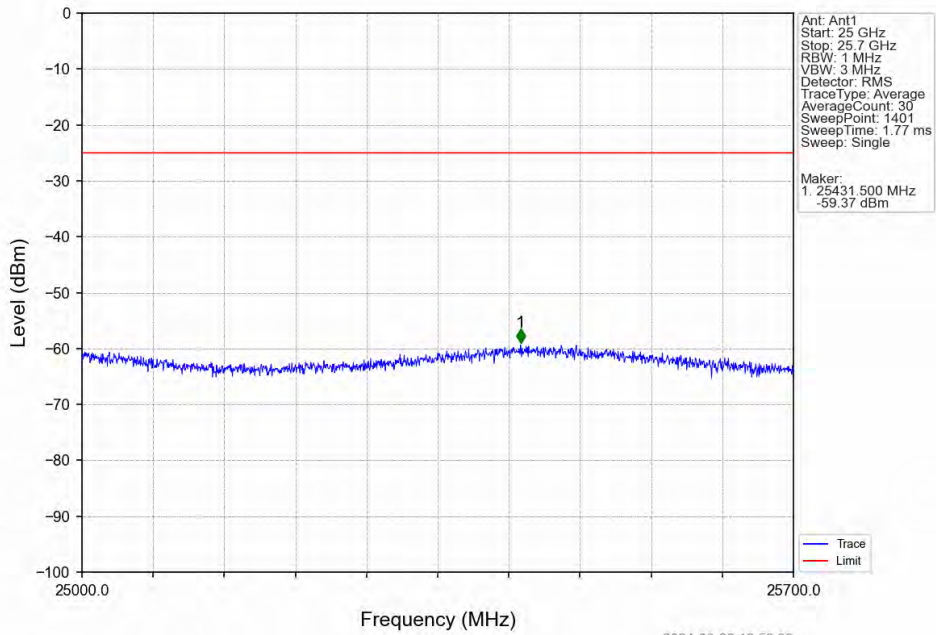
Band7 10MHz 16QAM MCH 2535MHz RB 1 0 NTNV



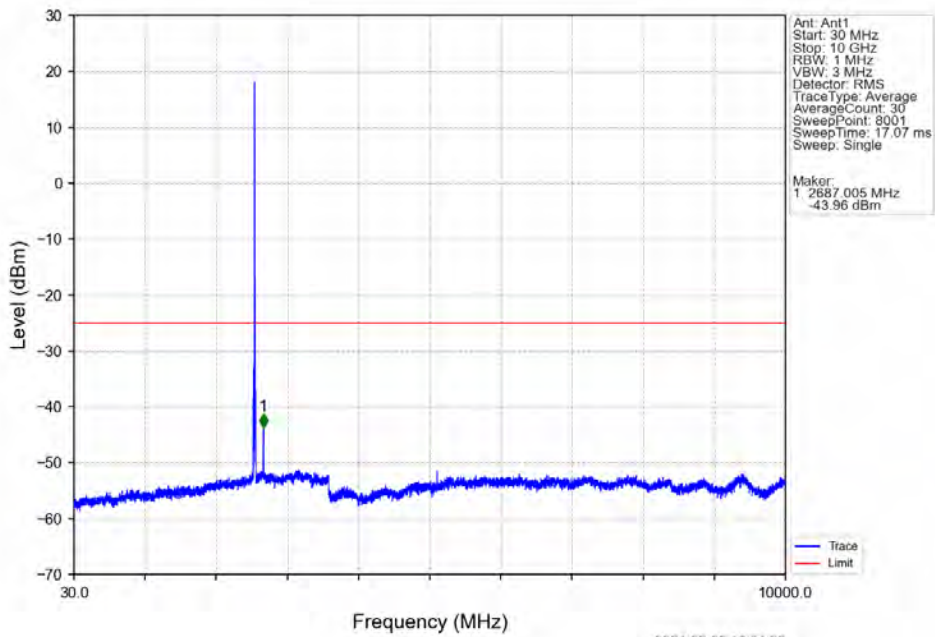
Band7 10MHz 16QAM MCH 2535MHz RB 1 0 NTNV



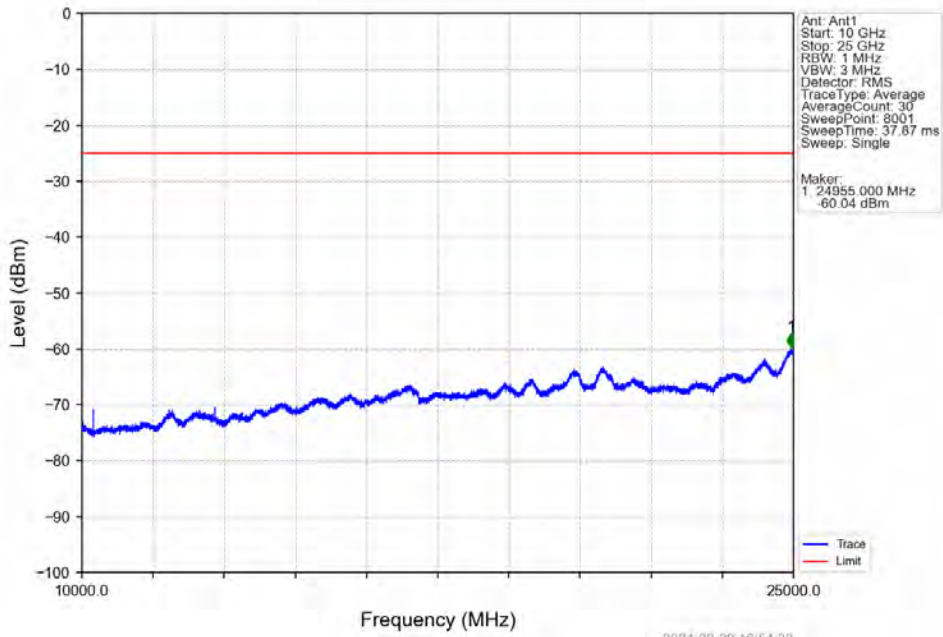
Band7 10MHz 16QAM MCH 2535MHz RB 1 0 NTN



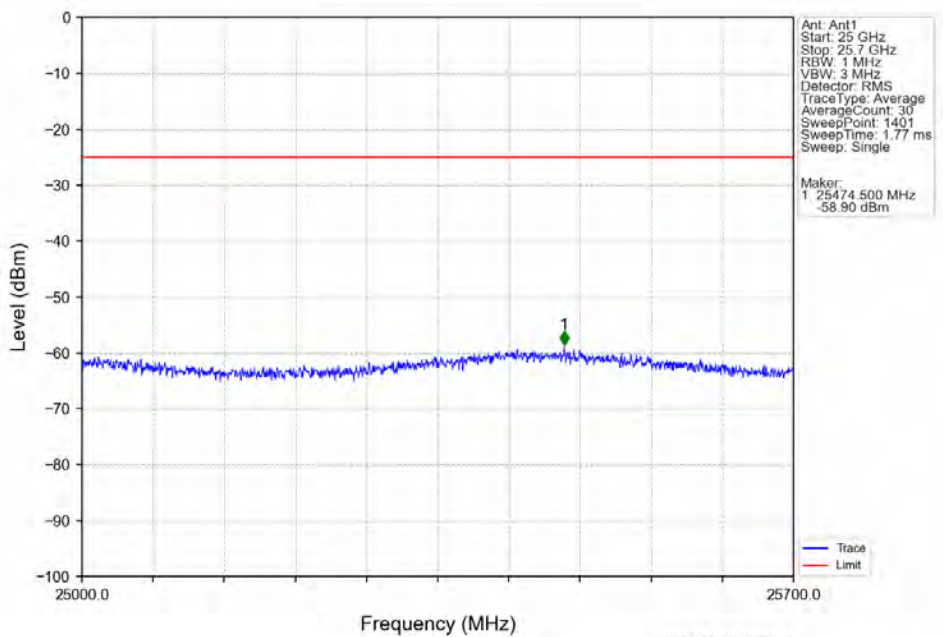
Band7 10MHz 16QAM HCH 2565MHz RB 1 0 NTN



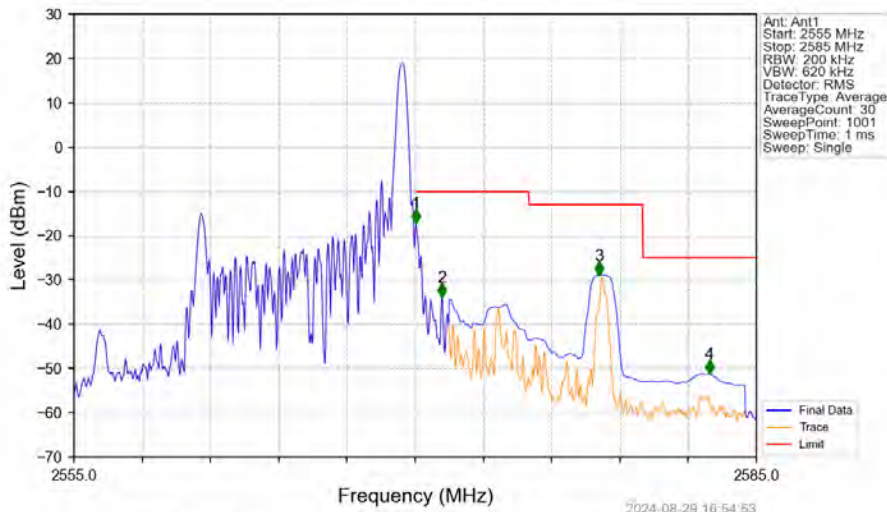
Band7 10MHz 16QAM HCH 2565MHz RB 1 0 NTN



Band7 10MHz 16QAM HCH 2565MHz RB 1 0 NTN

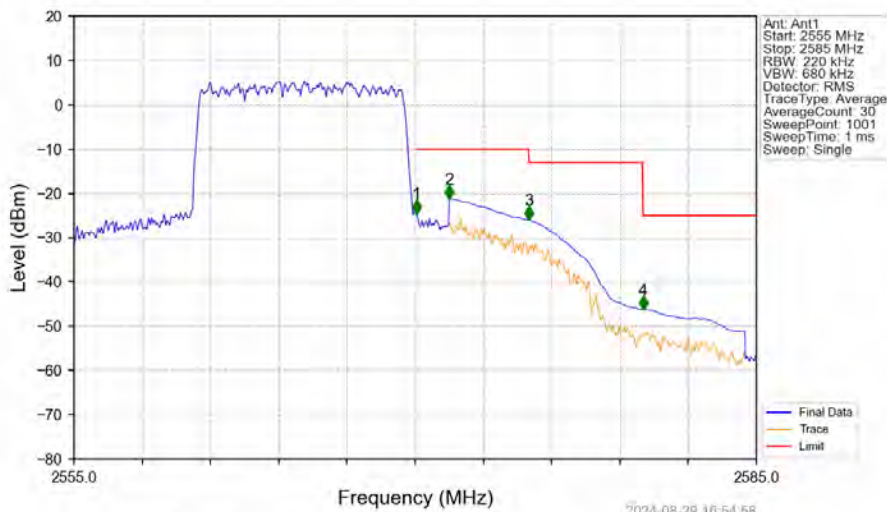


Band7 10MHz 16QAM HCH 2565MHz RB 1 49 NTV



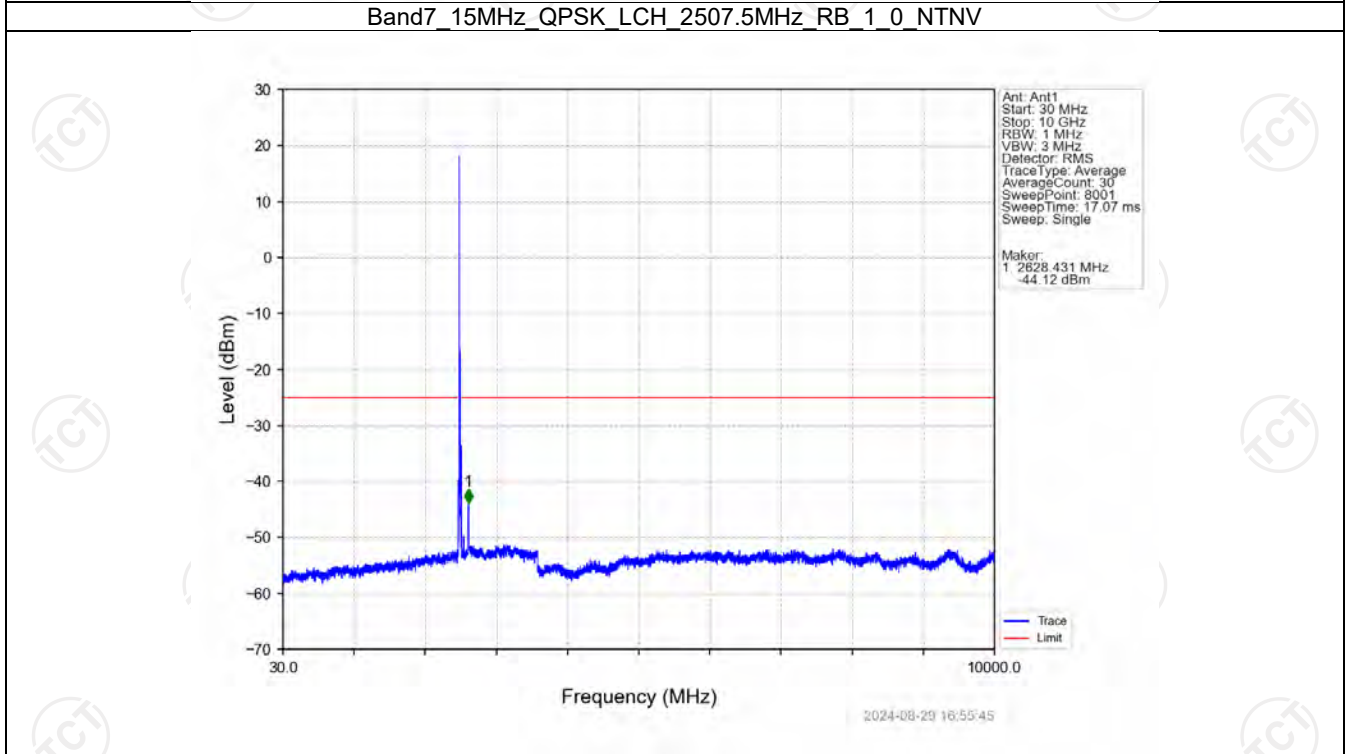
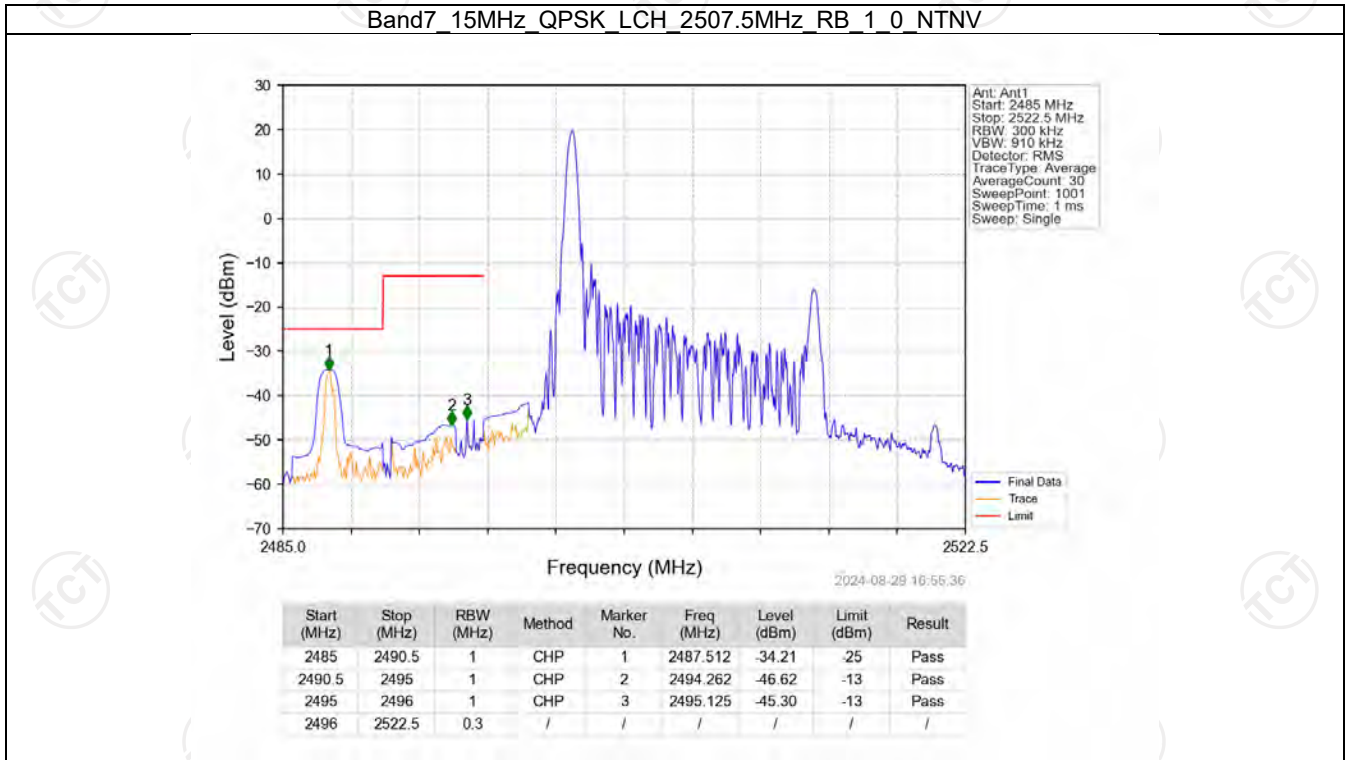
Start (MHz)	Stop (MHz)	RBW (MHz)	Method	Marker No.	Freq (MHz)	Level (dBm)	Limit (dBm)	Result
2555	2570	0.2	/	/	/	/	/	/
2570	2571	0.2	/	1	2570.030	-17.14	-10	Pass
2571	2575	1	CHP	2	2571.170	-33.84	-10	Pass
2575	2580	1	CHP	3	2578.100	-28.91	-13	Pass
2580	2585	1	CHP	4	2582.930	-51.21	-25	Pass

Band7 10MHz 16QAM HCH 2565MHz RB 50 0 NTV

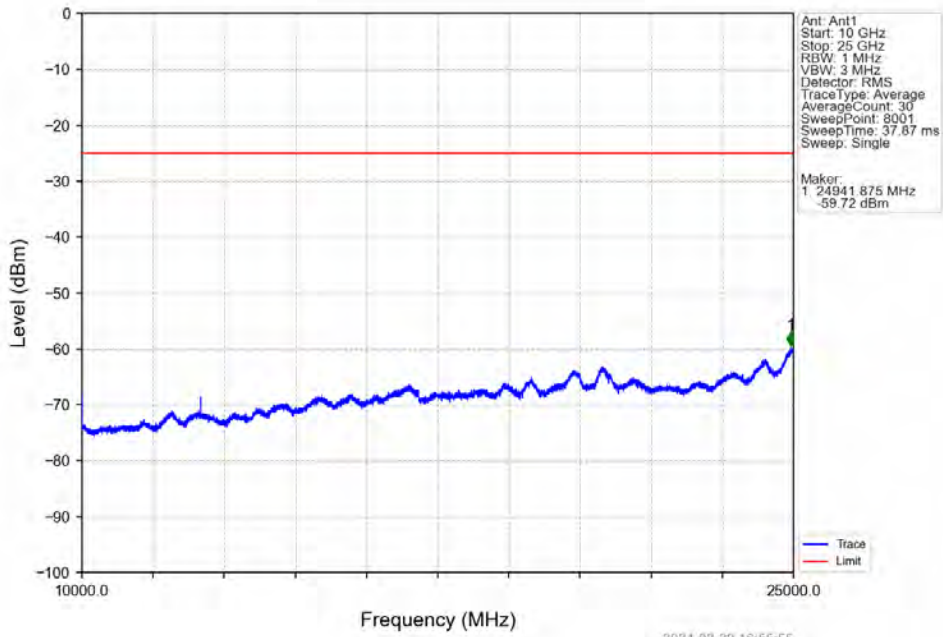


Start (MHz)	Stop (MHz)	RBW (MHz)	Method	Marker No.	Freq (MHz)	Level (dBm)	Limit (dBm)	Result
2555	2570	0.22	/	/	/	/	/	/
2570	2571	0.22	/	1	2570.060	-24.64	-10	Pass
2571	2575	1	CHP	2	2571.500	-21.32	-10	Pass
2575	2580	1	CHP	3	2575.010	-26.11	-13	Pass
2580	2585	1	CHP	4	2580.020	-46.20	-25	Pass

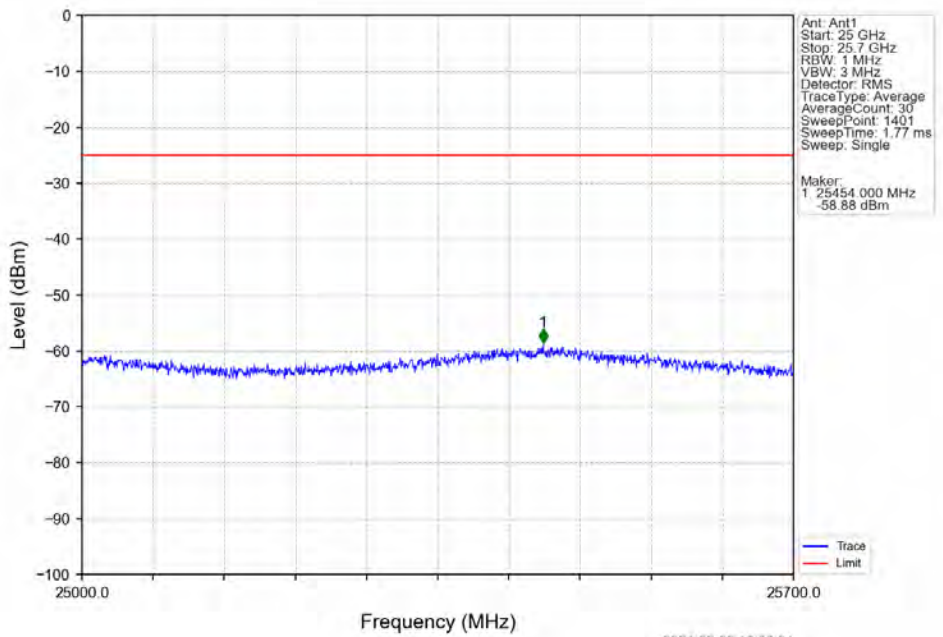
6.2.3 B7_15MHz



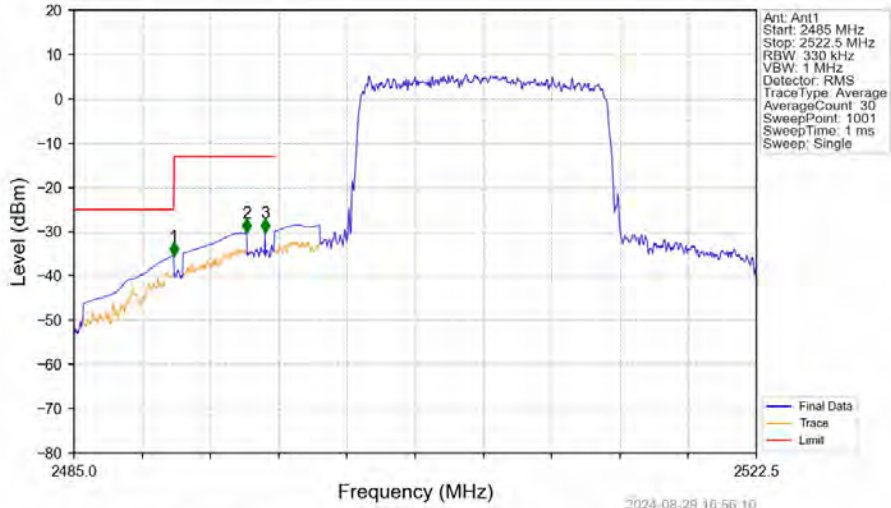
Band7 15MHz QPSK LCH 2507.5MHz RB 1 0 NTN



Band7 15MHz QPSK LCH 2507.5MHz RB 1 0 NTN

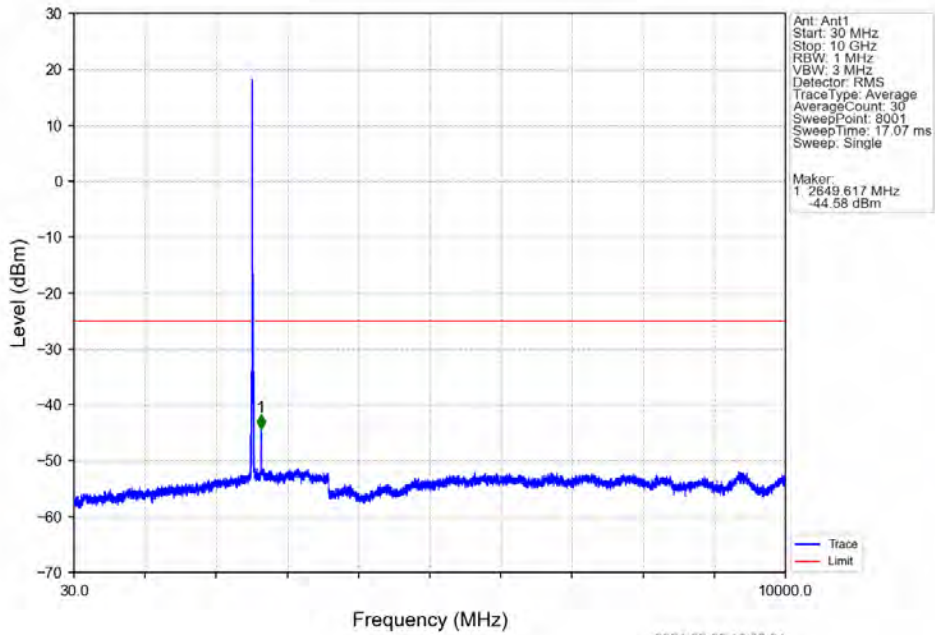


Band7 15MHz QPSK LCH 2507.5MHz RB 75 0 NTNV

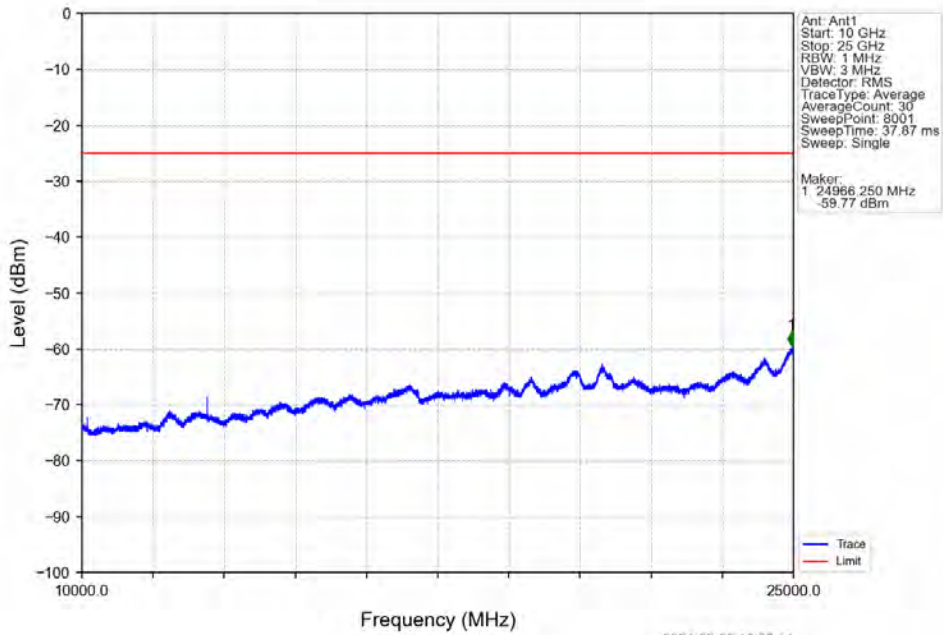


Start (MHz)	Stop (MHz)	RBW (MHz)	Method	Marker No.	Freq (MHz)	Level (dBm)	Limit (dBm)	Result
2485	2490.5	1	CHP	1	2490.475	-35.44	-25	Pass
2490.5	2495	1	CHP	2	2494.488	-30.30	-13	Pass
2495	2496	1	CHP	3	2495.500	-30.20	-13	Pass
2496	2522.5	0.33	/	/	/	/	/	/

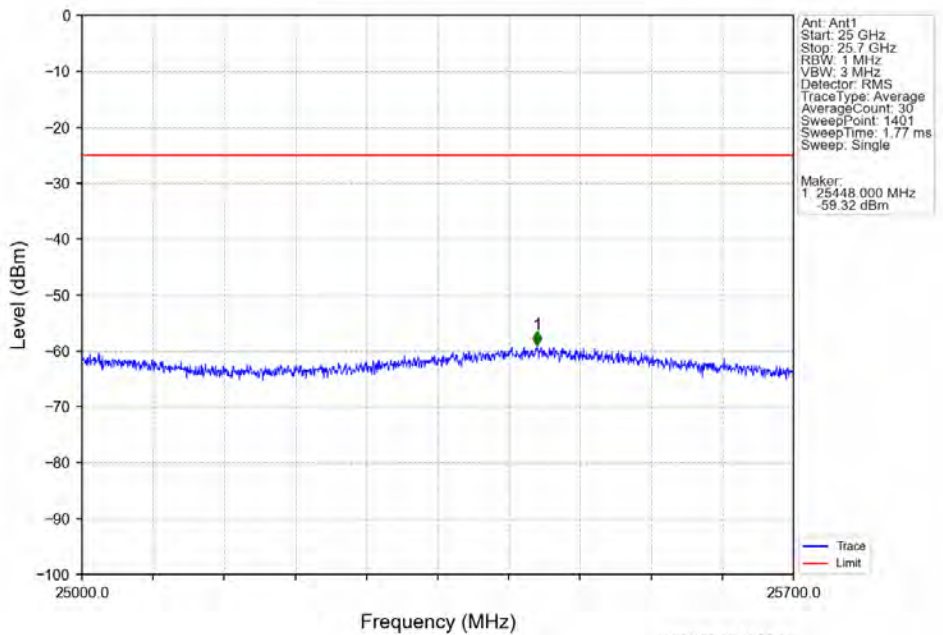
Band7 15MHz QPSK MCH 2535MHz RB 1 0 NTNV



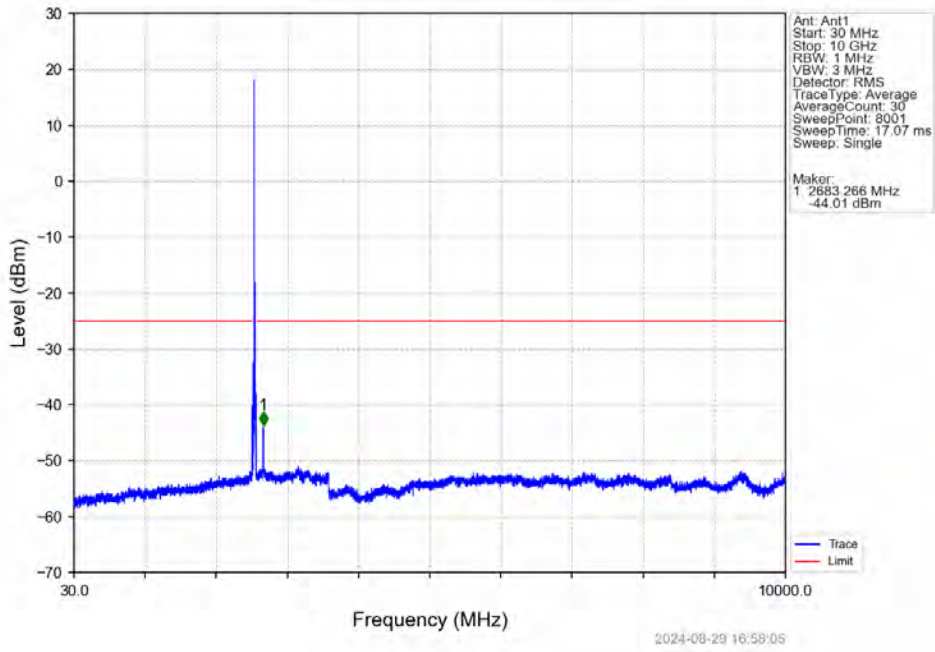
Band7 15MHz QPSK MCH 2535MHz RB 1 0 NTV



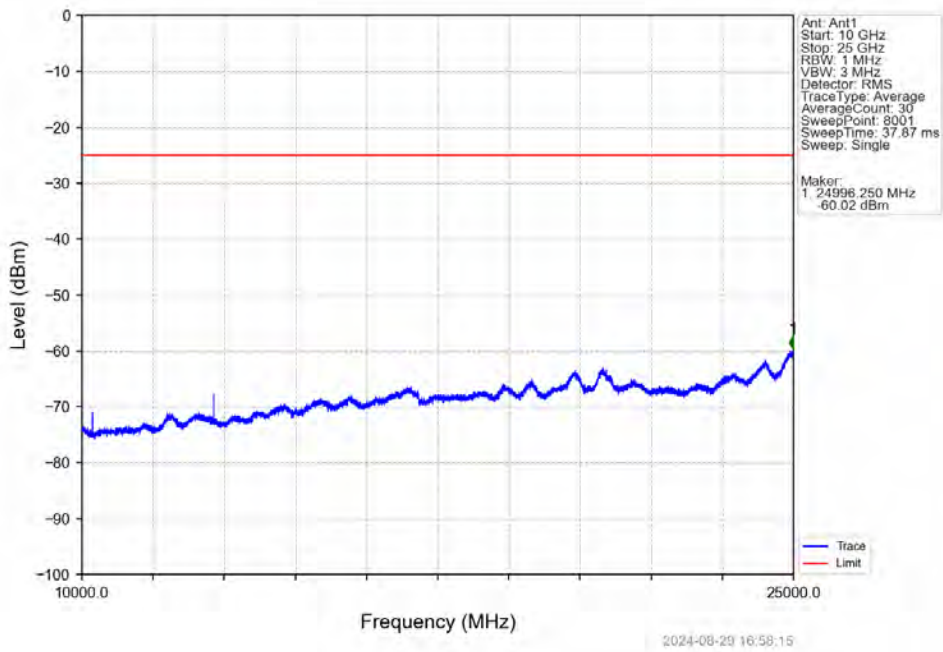
Band7 15MHz QPSK MCH 2535MHz RB 1 0 NTV



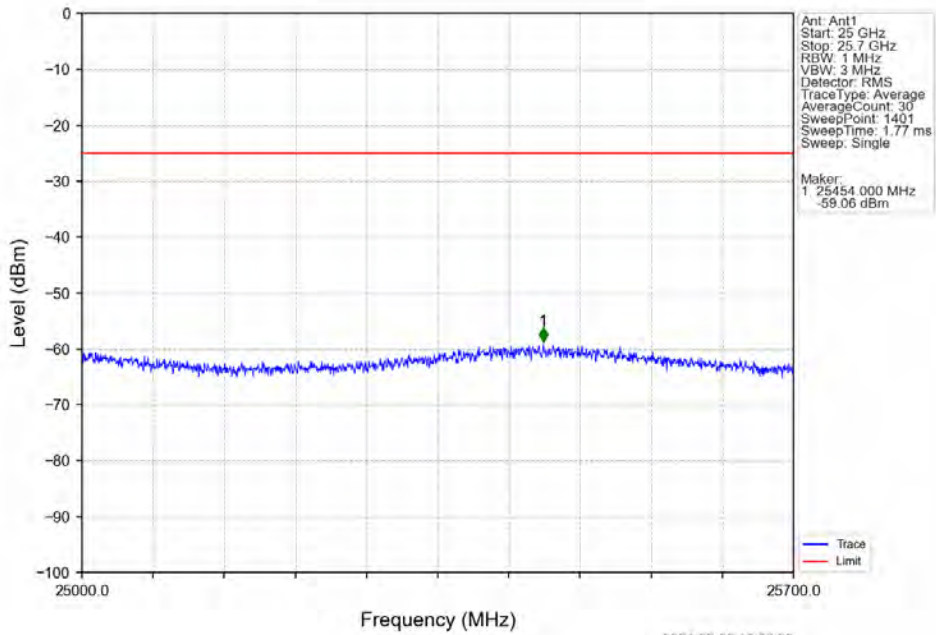
Band7 15MHz QPSK HCH 2562.5MHz RB 1 0 NTV



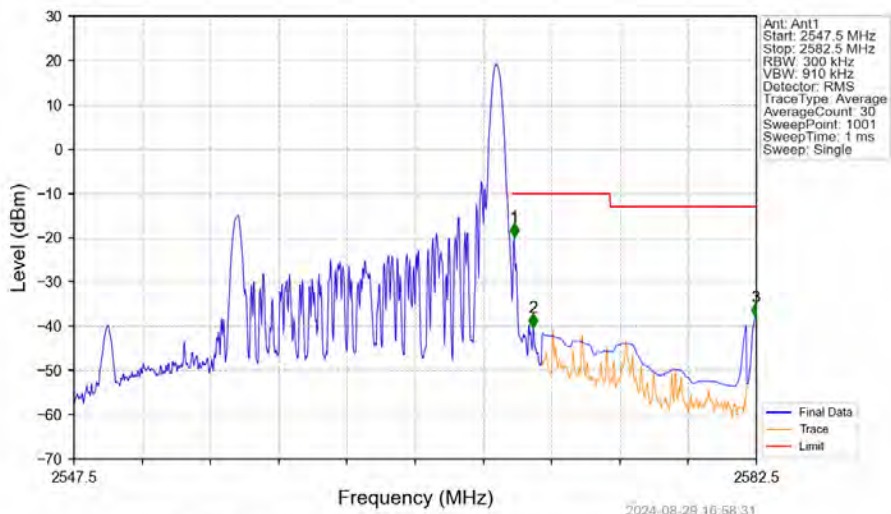
Band7 15MHz QPSK HCH 2562.5MHz RB 1 0 NTV



Band7 15MHz QPSK HCH 2562.5MHz RB 1 0 NTV

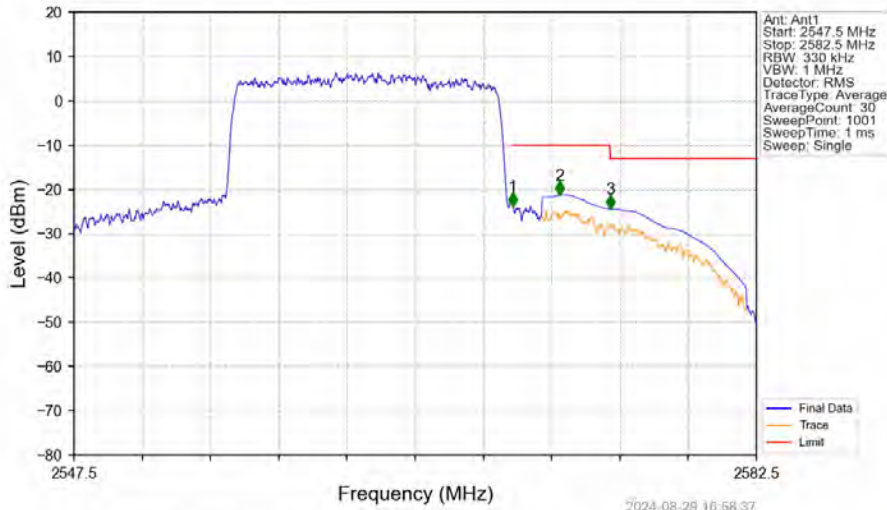


Band7 15MHz QPSK HCH 2562.5MHz RB 1 74 NTV



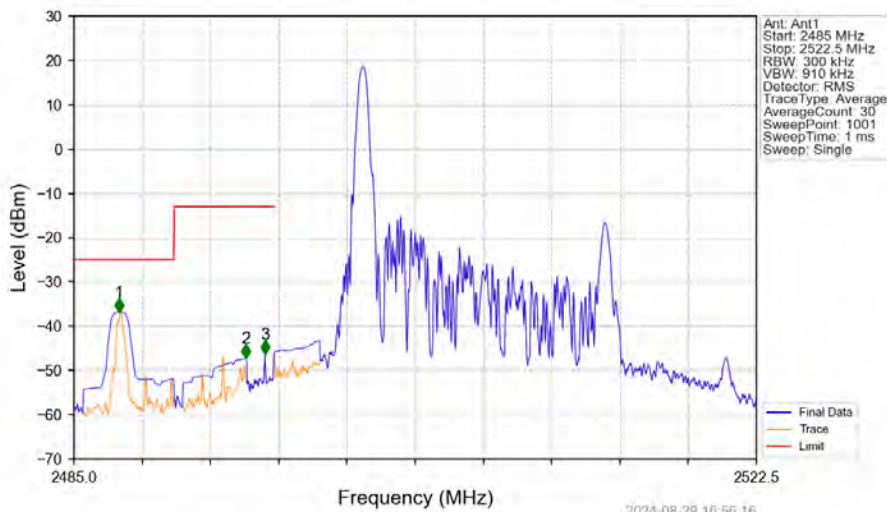
Start (MHz)	Stop (MHz)	RBW (MHz)	Method	Marker No.	Freq (MHz)	Level (dBm)	Limit (dBm)	Result
2547.5	2570	0.3	/	/	/	/	/	/
2570	2571	0.3	/	1	2570.075	-19.83	-10	Pass
2571	2575	1	CHP	2	2571.055	-40.28	-10	Pass
2575	2582.5	1	CHP	3	2582.465	-37.82	-13	Pass

Band7 15MHz QPSK HCH 2562.5MHz RB 75 0 NTV



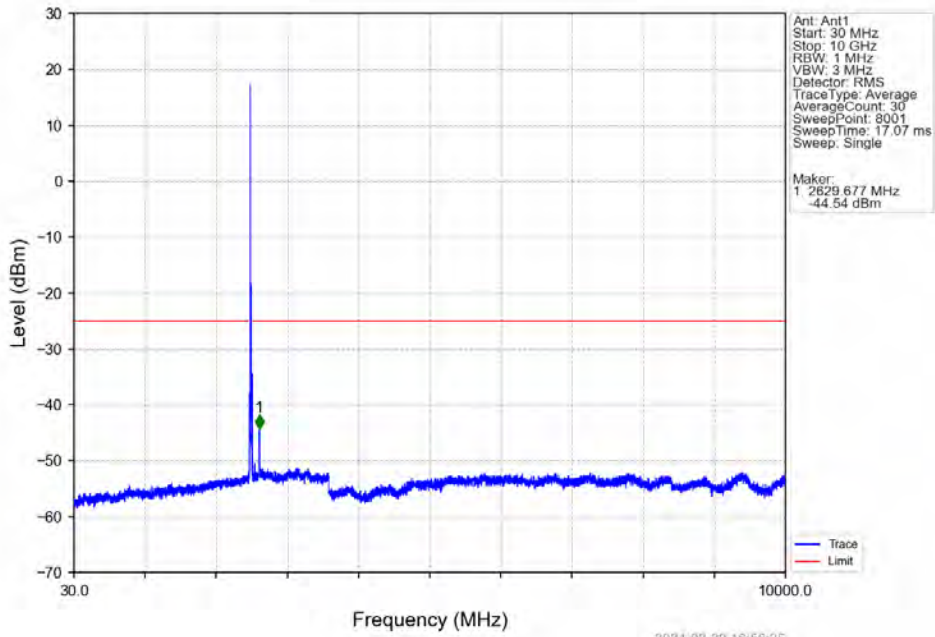
Start (MHz)	Stop (MHz)	RBW (MHz)	Method	Marker No.	Freq (MHz)	Level (dBm)	Limit (dBm)	Result
2547.5	2570	0.33	/	/	/	/	/	/
2570	2571	0.33	/	1	2570.005	-23.81	-10	Pass
2571	2575	1	CHP	2	2572.420	-21.22	-10	Pass
2575	2582.5	1	CHP	3	2575.010	-24.45	-13	Pass

Band7 15MHz 16QAM LCH 2507.5MHz RB 1 0 NTV

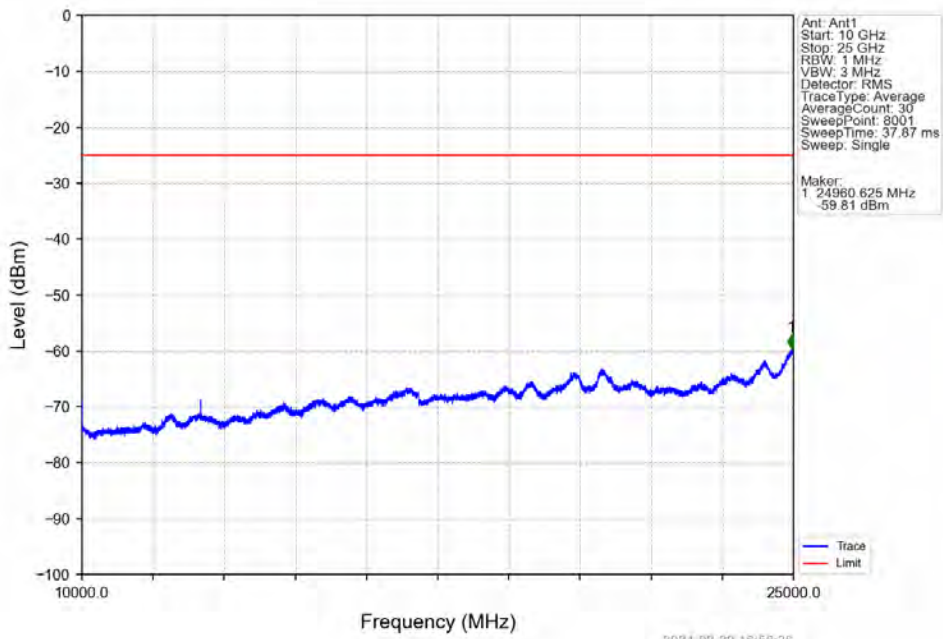


Start (MHz)	Stop (MHz)	RBW (MHz)	Method	Marker No.	Freq (MHz)	Level (dBm)	Limit (dBm)	Result
2485	2490.5	1	CHP	1	2487.475	-36.81	-25	Pass
2490.5	2495	1	CHP	2	2494.450	-47.24	-13	Pass
2495	2496	1	CHP	3	2495.500	-46.25	-13	Pass
2496	2522.5	0.3	/	/	/	/	/	/

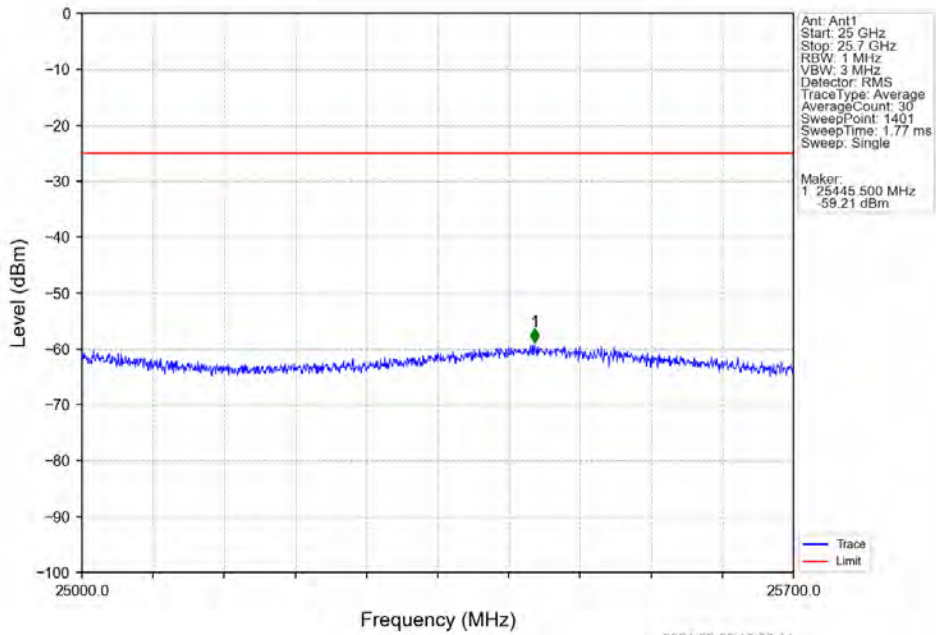
Band7 15MHz 16QAM LCH 2507.5MHz RB 1 0 NTV



Band7 15MHz 16QAM LCH 2507.5MHz RB 1 0 NTV

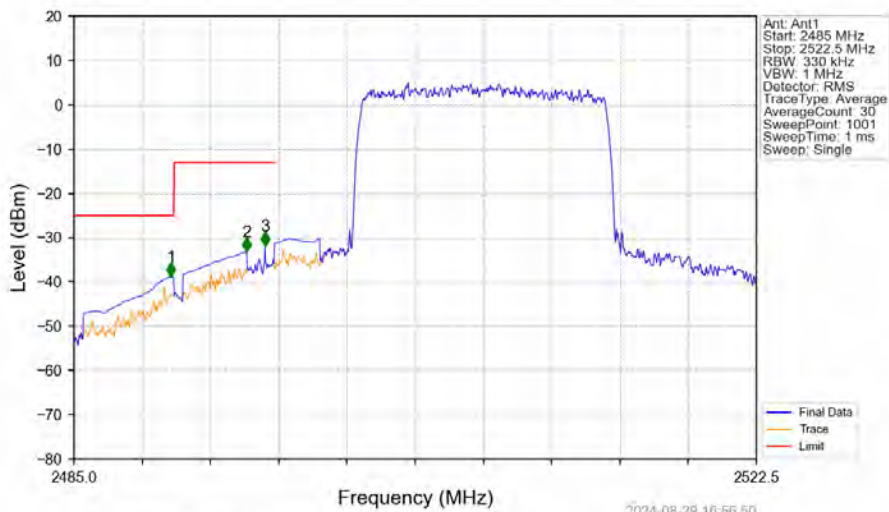


Band7 15MHz 16QAM LCH 2507.5MHz RB 1 0 NTV



2024-08-29 16:50:44

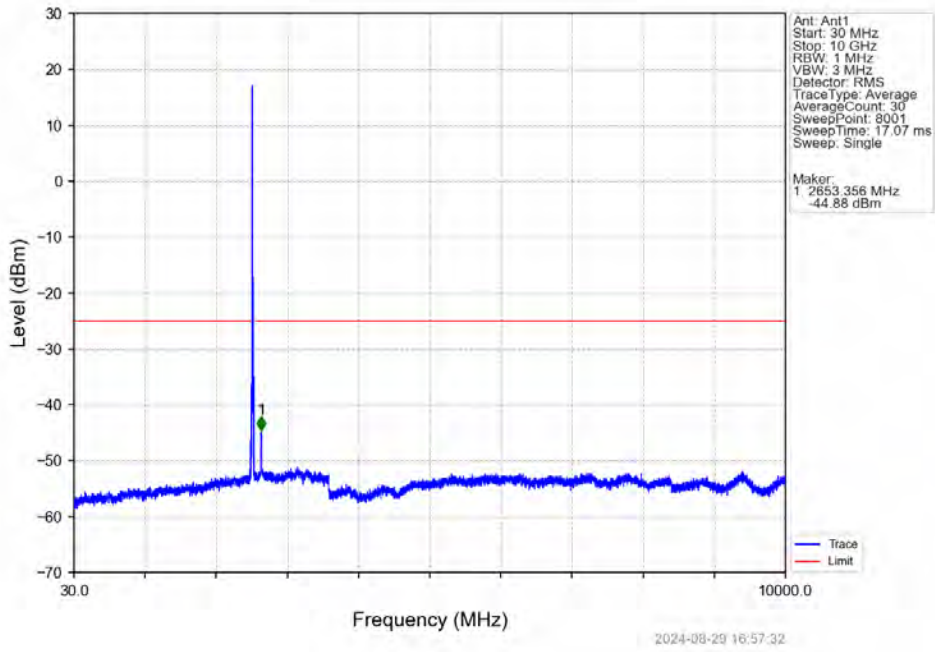
Band7 15MHz 16QAM LCH 2507.5MHz RB 75 0 NTV



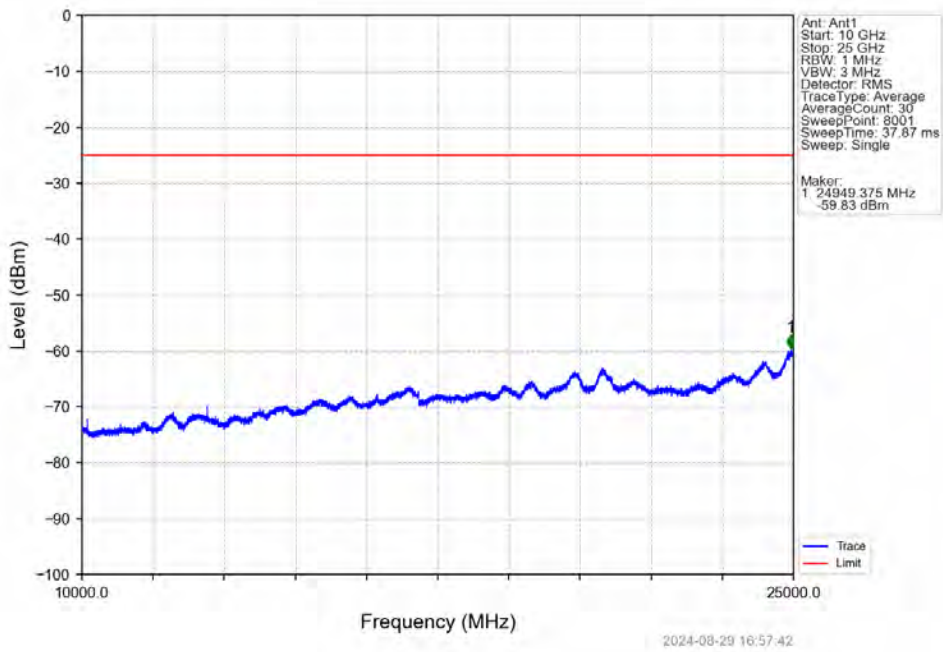
2024-08-29 16:56:50

Start (MHz)	Stop (MHz)	RBW (MHz)	Method	Marker No.	Freq (MHz)	Level (dBm)	Limit (dBm)	Result
2485	2490.5	1	CHP	1	2490.325	-38.85	-25	Pass
2490.5	2495	1	CHP	2	2494.488	-33.19	-13	Pass
2495	2496	1	CHP	3	2495.500	-31.89	-13	Pass
2496	2522.5	0.33	/	/	/	/	/	/

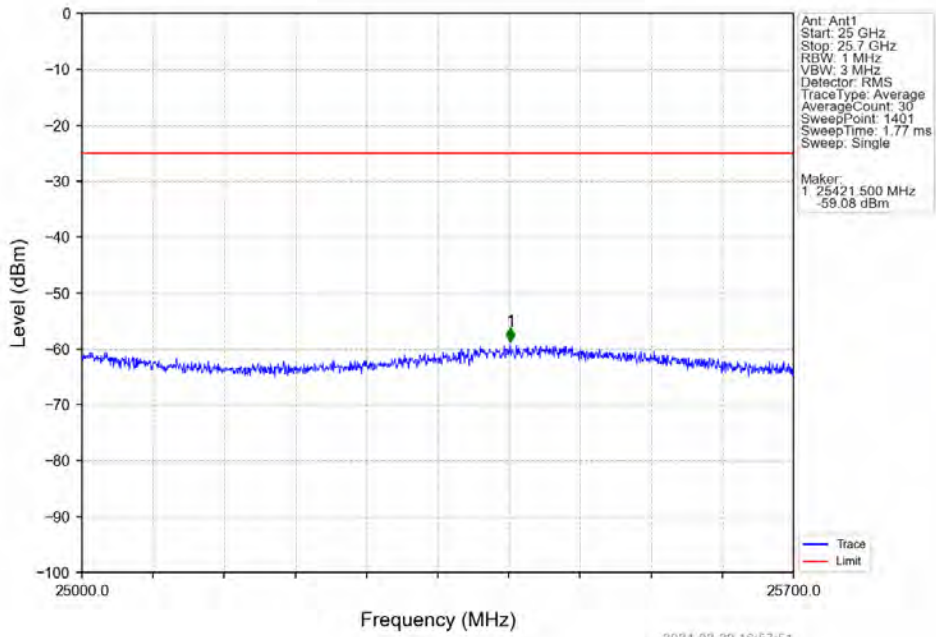
Band7 15MHz 16QAM MCH 2535MHz RB 1 0 NTN



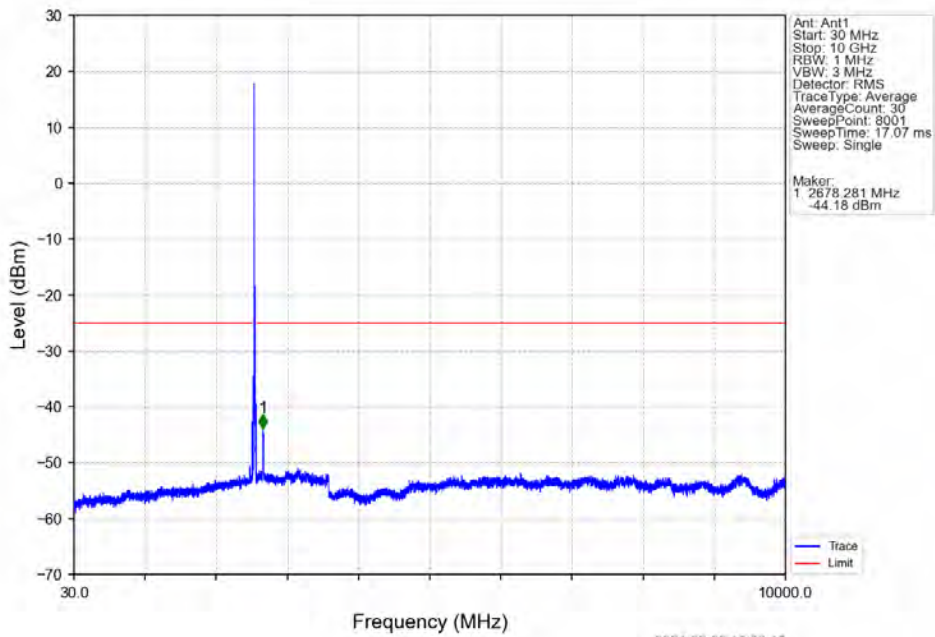
Band7 15MHz 16QAM MCH 2535MHz RB 1 0 NTN



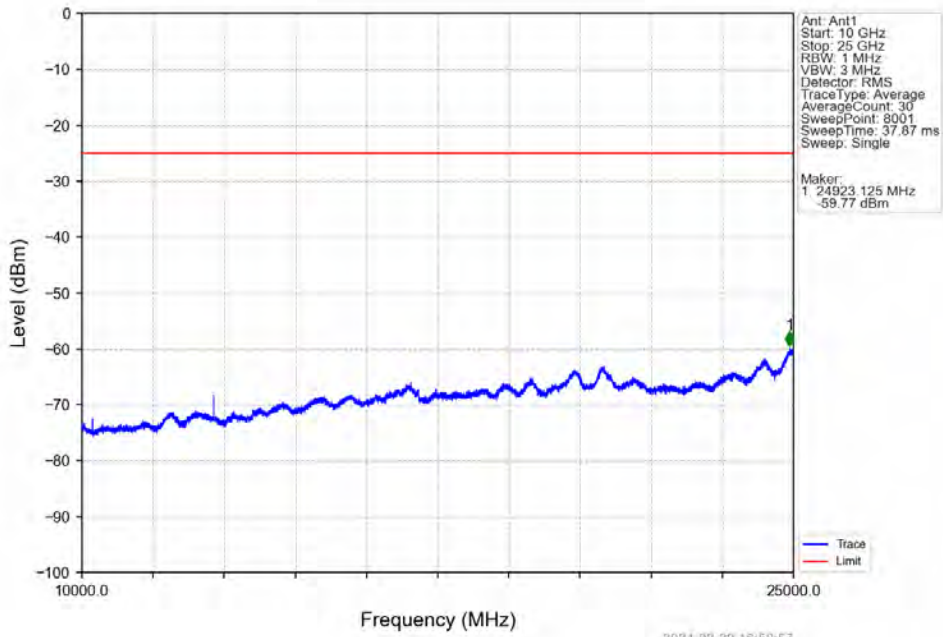
Band7 15MHz 16QAM MCH 2535MHz RB 1 0 NTNV



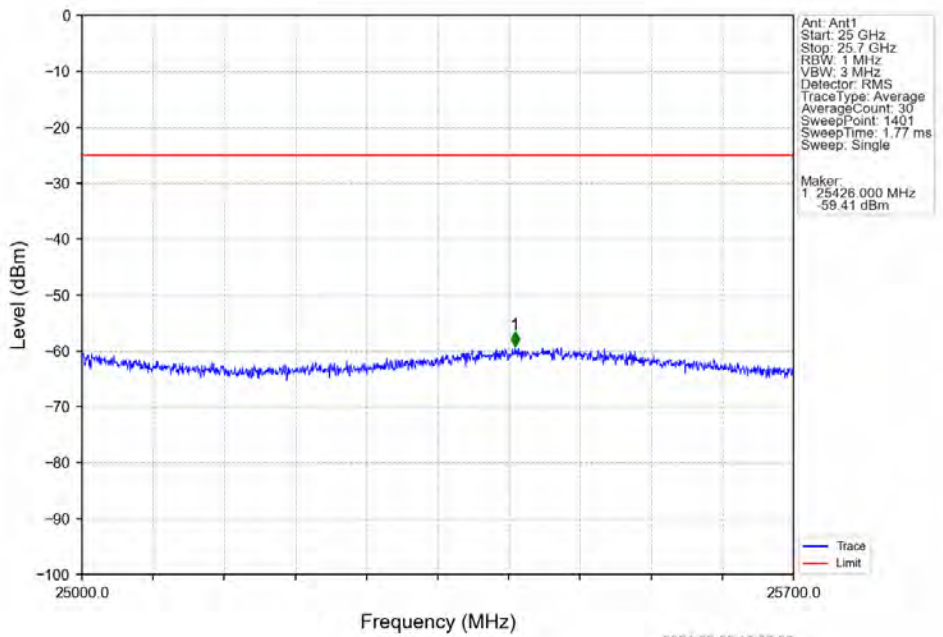
Band7 15MHz 16QAM HCH 2562.5MHz RB 1 0 NTNV



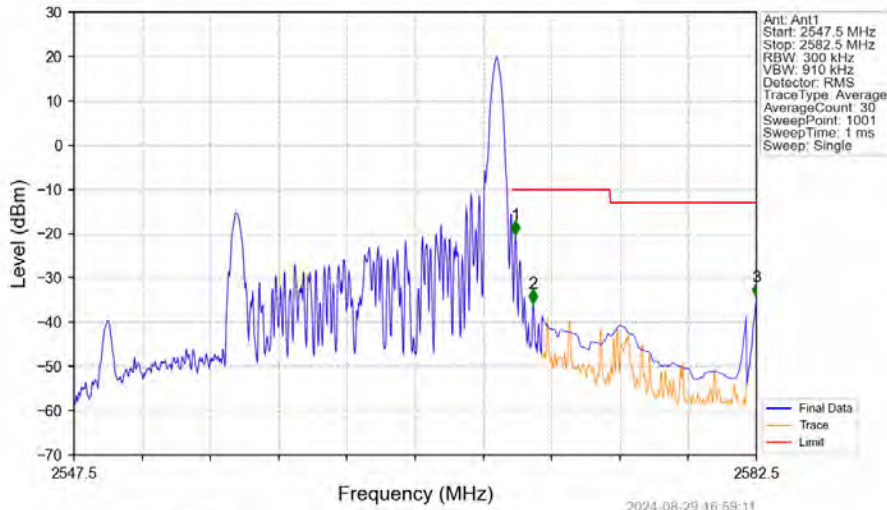
Band7 15MHz 16QAM HCH 2562.5MHz RB 1 0 NTV



Band7 15MHz 16QAM HCH 2562.5MHz RB 1 0 NTV

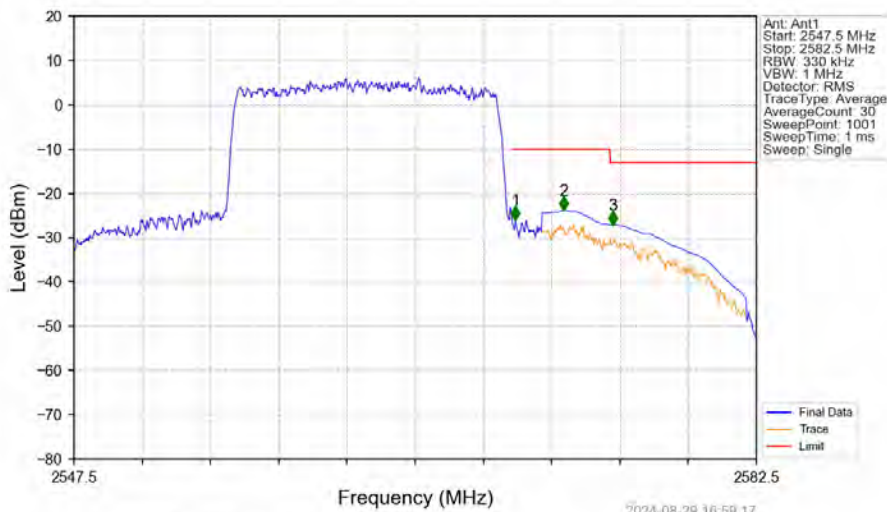


Band7 15MHz 16QAM HCH 2562.5MHz RB 1 74 NTN



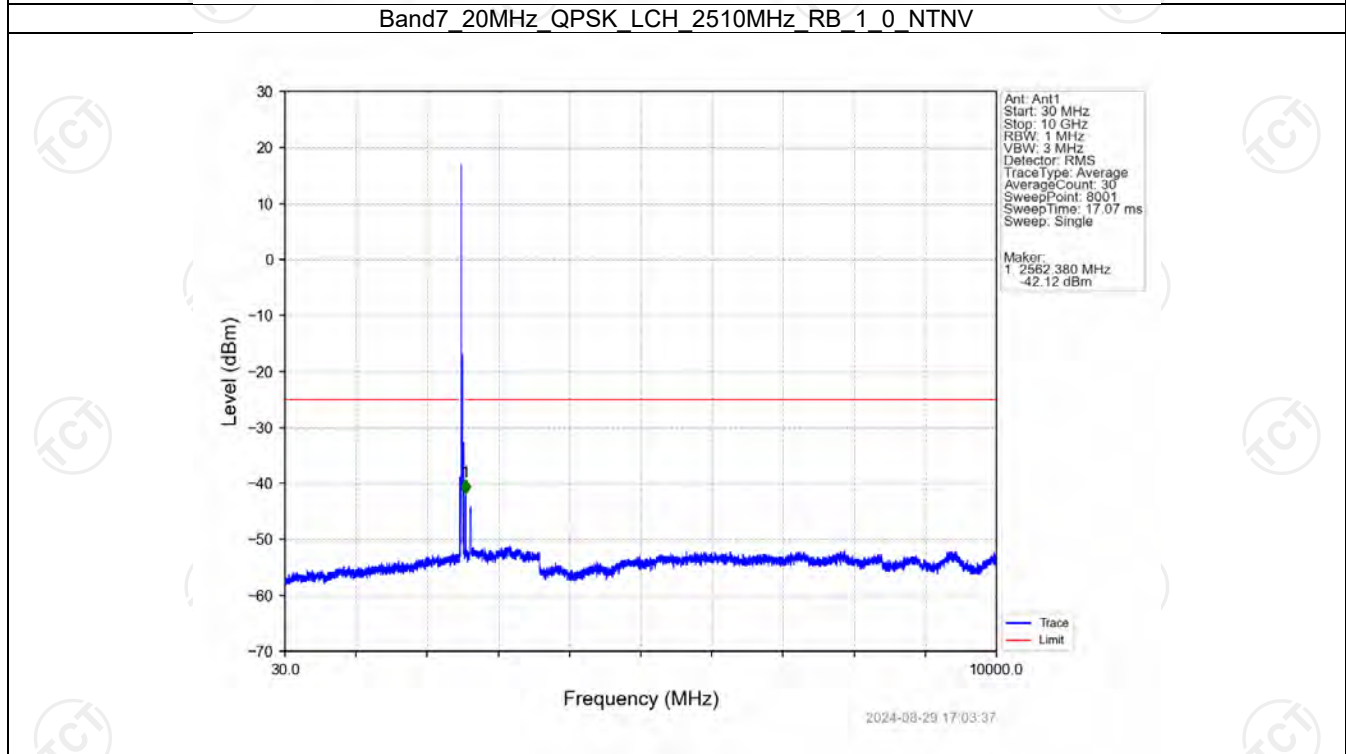
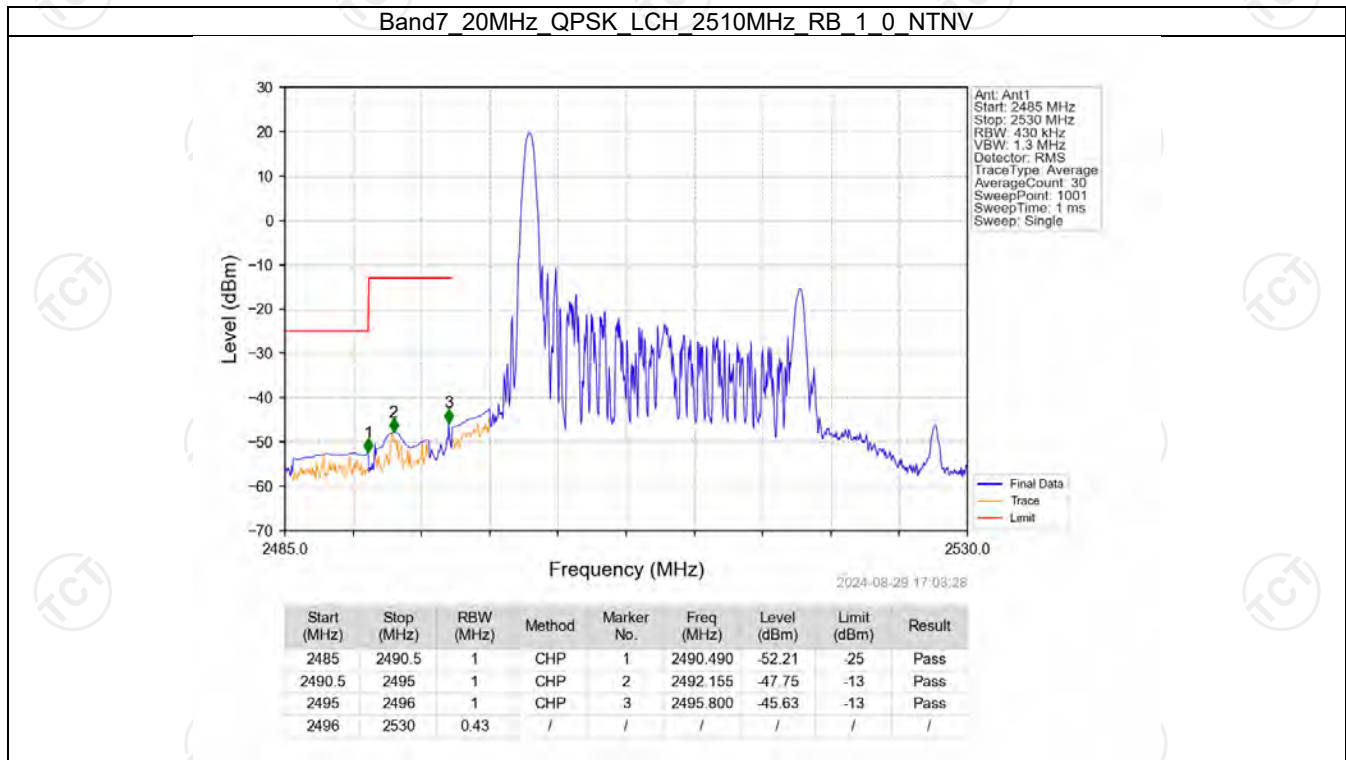
Start (MHz)	Stop (MHz)	RBW (MHz)	Method	Marker No.	Freq (MHz)	Level (dBm)	Limit (dBm)	Result
2547.5	2570	0.3	/	/	/	/	/	/
2570	2571	0.3	/	1	2570.145	-20.21	-10	Pass
2571	2575	1	CHP	2	2571.055	-35.69	-10	Pass
2575	2582.5	1	CHP	3	2582.500	-34.30	-13	Pass

Band7 15MHz 16QAM HCH 2562.5MHz RB 75 0 NTN

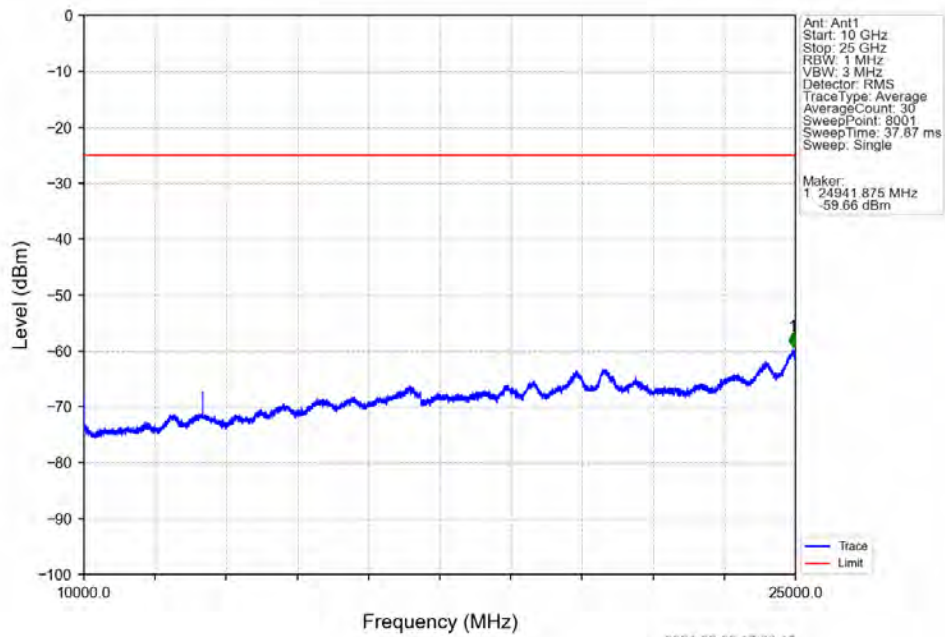


Start (MHz)	Stop (MHz)	RBW (MHz)	Method	Marker No.	Freq (MHz)	Level (dBm)	Limit (dBm)	Result
2547.5	2570	0.33	/	/	/	/	/	/
2570	2571	0.33	/	1	2570.145	-26.08	-10	Pass
2571	2575	1	CHP	2	2572.630	-23.81	-10	Pass
2575	2582.5	1	CHP	3	2575.150	-27.09	-13	Pass

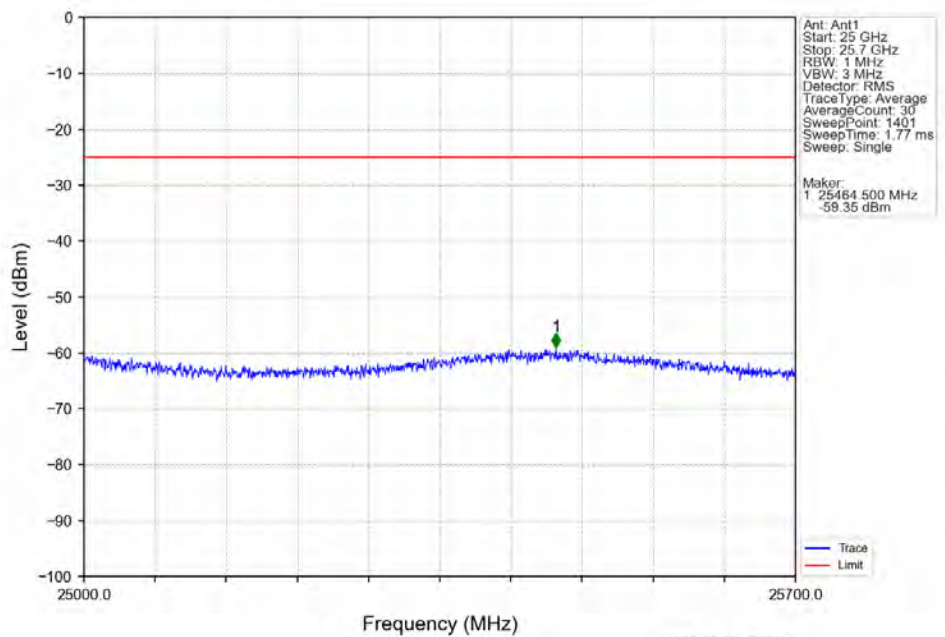
6.2.4 B7_20MHz



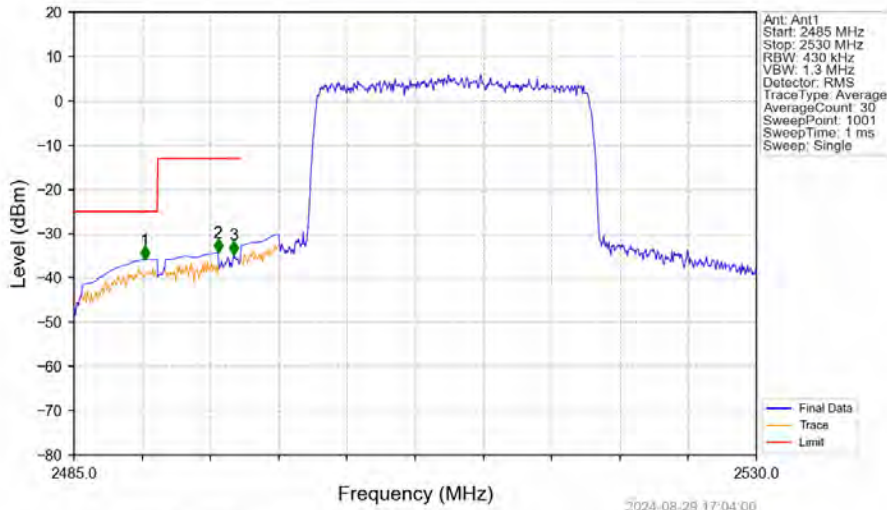
Band7 20MHz QPSK LCH 2510MHz RB 1 0 NTV



Band7 20MHz QPSK LCH 2510MHz RB 1 0 NTV

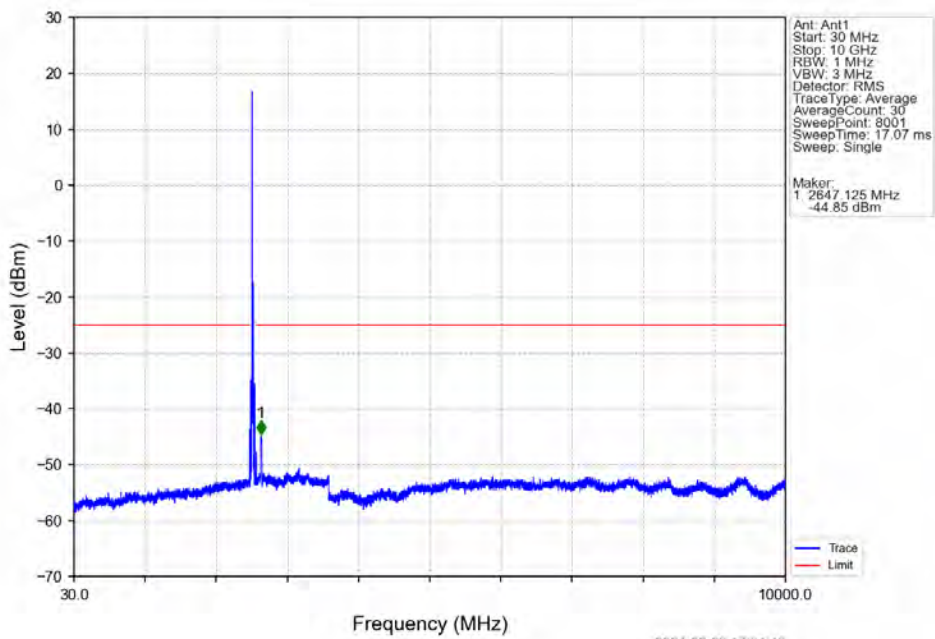


Band7 20MHz QPSK LCH 2510MHz RB 100 0 NTNV

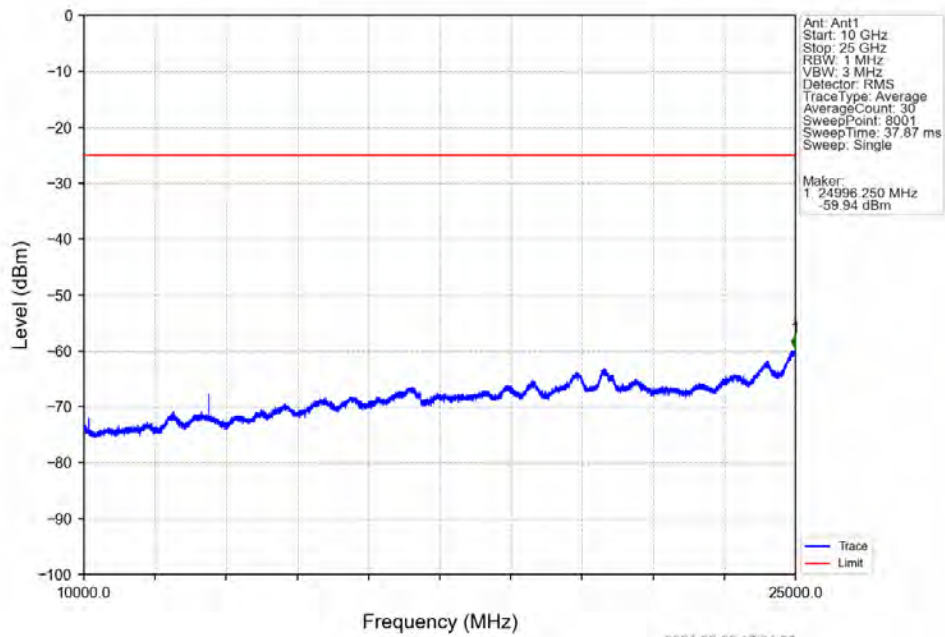


Start (MHz)	Stop (MHz)	RBW (MHz)	Method	Marker No.	Freq (MHz)	Level (dBm)	Limit (dBm)	Result
2485	2490.5	1	CHP	1	2489.680	-35.78	-25	Pass
2490.5	2495	1	CHP	2	2494.495	-34.27	-13	Pass
2495	2496	1	CHP	3	2495.530	-34.82	-13	Pass
2496	2530	0.43	/	/	/	/	/	/

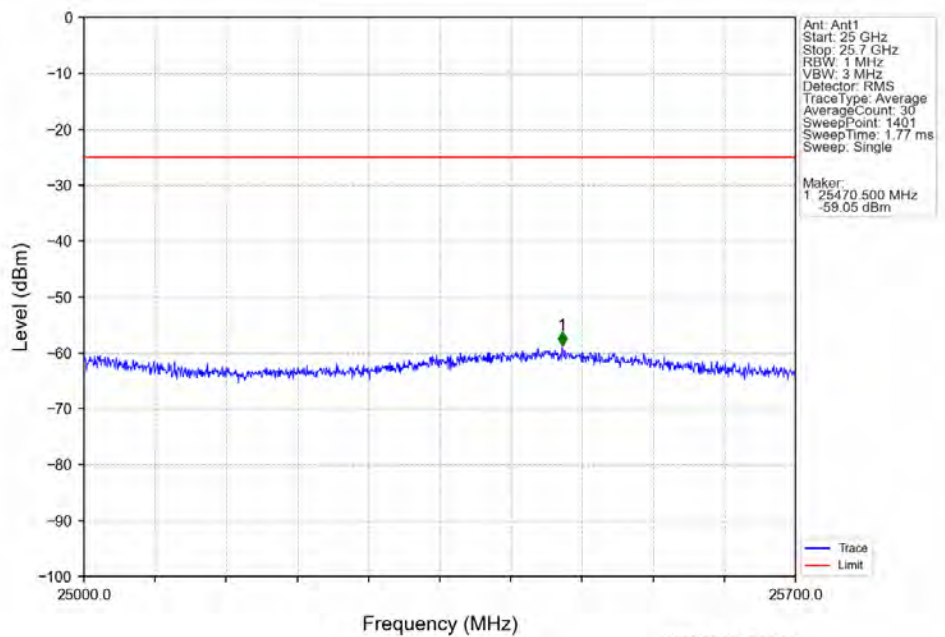
Band7 20MHz QPSK MCH 2535MHz RB 1 0 NTNV



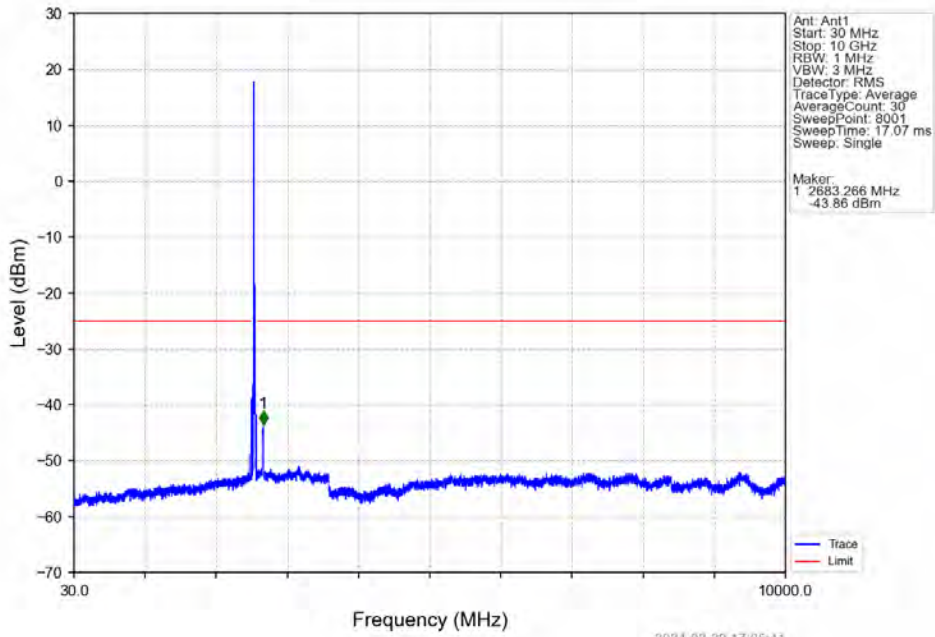
Band7 20MHz QPSK MCH 2535MHz RB 1 0 NTN



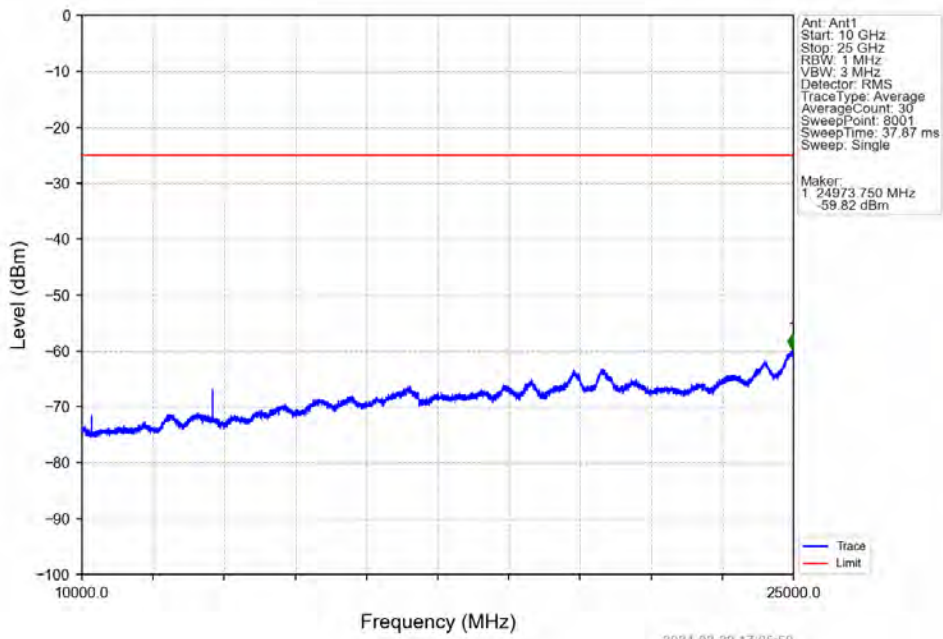
Band7 20MHz QPSK MCH 2535MHz RB 1 0 NTN



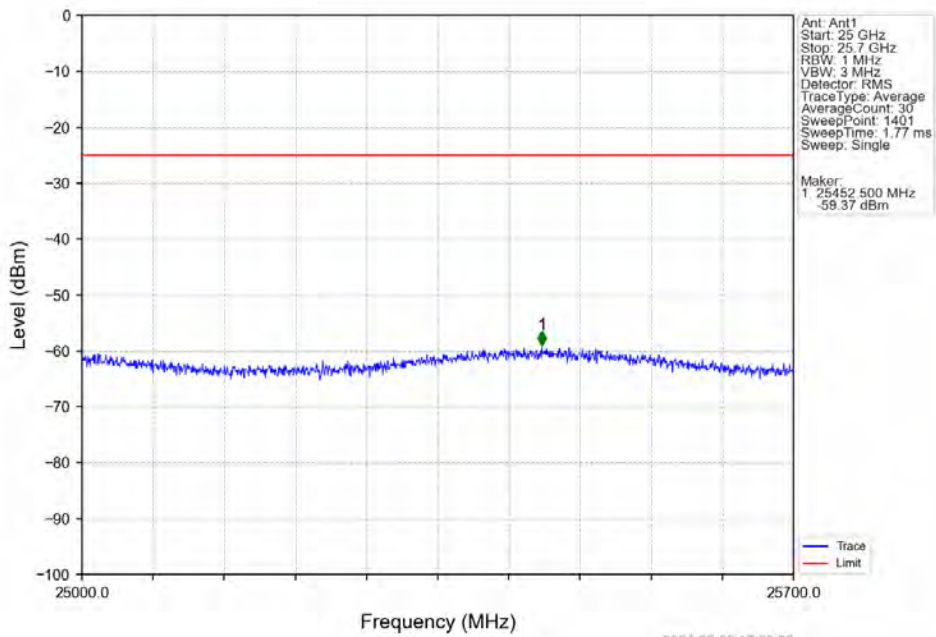
Band7 20MHz QPSK HCH 2560MHz RB 1 0 NTV



Band7 20MHz QPSK HCH 2560MHz RB 1 0 NTV

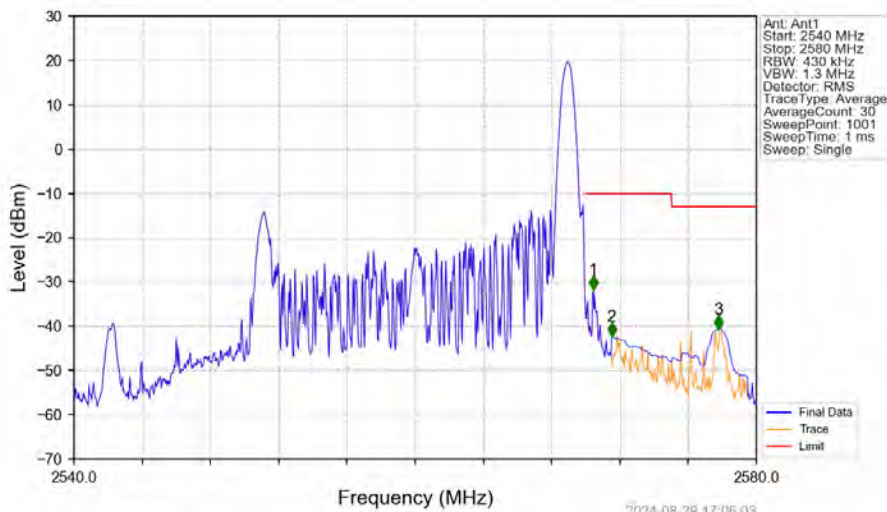


Band7 20MHz QPSK HCH 2560MHz RB 1 0 NTVN



2024-08-29 17:05:58

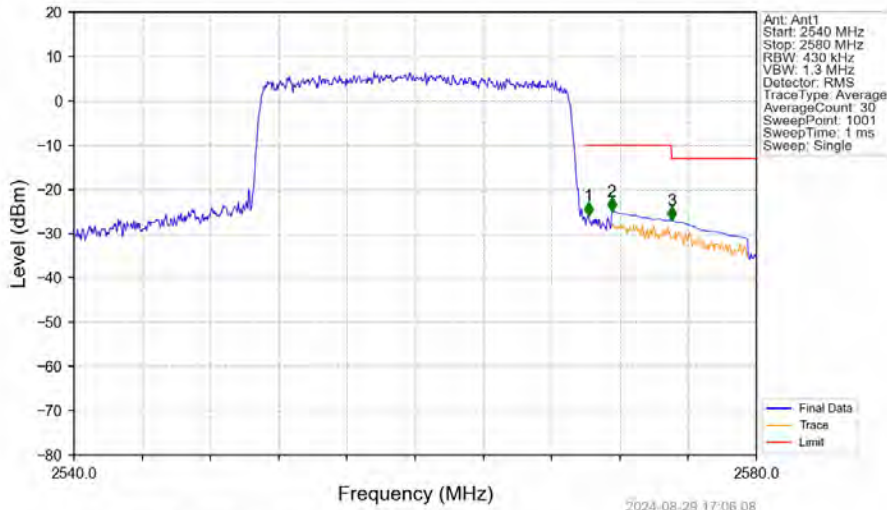
Band7 20MHz QPSK HCH 2560MHz RB 1 99 NTVN



2024-08-29 17:06:03

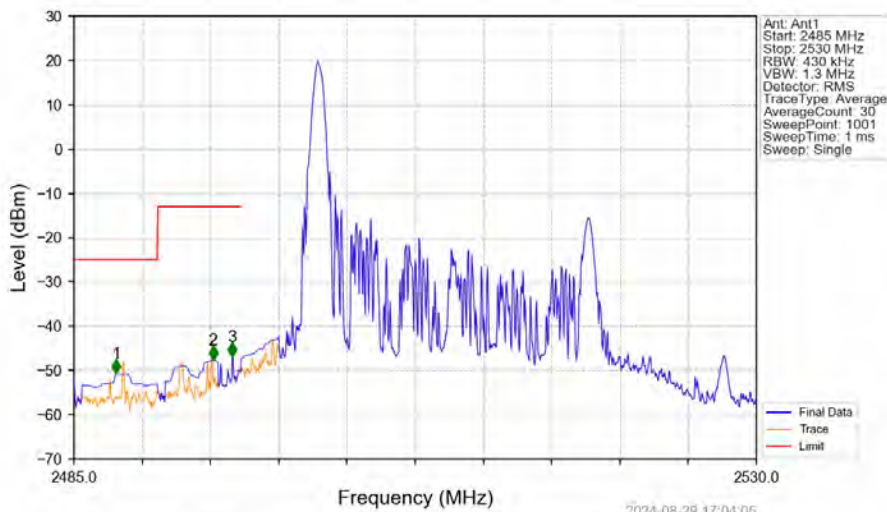
Start (MHz)	Stop (MHz)	RBW (MHz)	Method	Marker No.	Freq (MHz)	Level (dBm)	Limit (dBm)	Result
2540	2570	0.43	/	/	/	/	/	/
2570	2571	0.43	/	1	2570.440	-31.78	-10	Pass
2571	2575	1	CHP	2	2571.520	-42.32	-10	Pass
2575	2580	1	CHP	3	2577.800	-40.70	-13	Pass

Band7 20MHz QPSK HCH 2560MHz RB 100 0 NTV



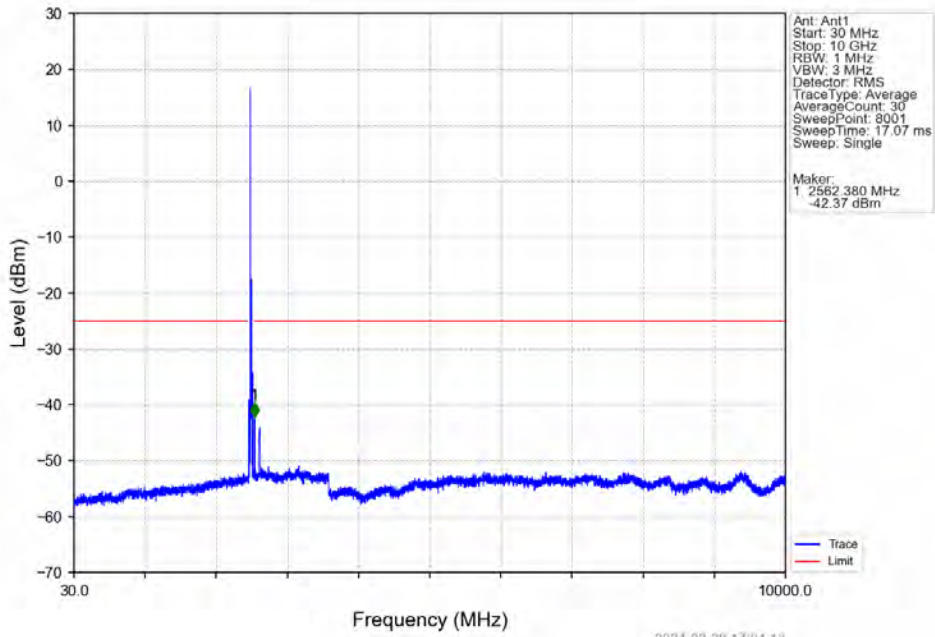
Start (MHz)	Stop (MHz)	RBW (MHz)	Method	Marker No.	Freq (MHz)	Level (dBm)	Limit (dBm)	Result
2540	2570	0.43	/	/	/	/	/	/
2570	2571	0.43	/	1	2570.160	-25.94	-10	Pass
2571	2575	1	CHP	2	2571.520	-24.96	-10	Pass
2575	2580	1	CHP	3	2575.040	-26.98	-13	Pass

Band7 20MHz 16QAM LCH 2510MHz RB 1 0 NTV

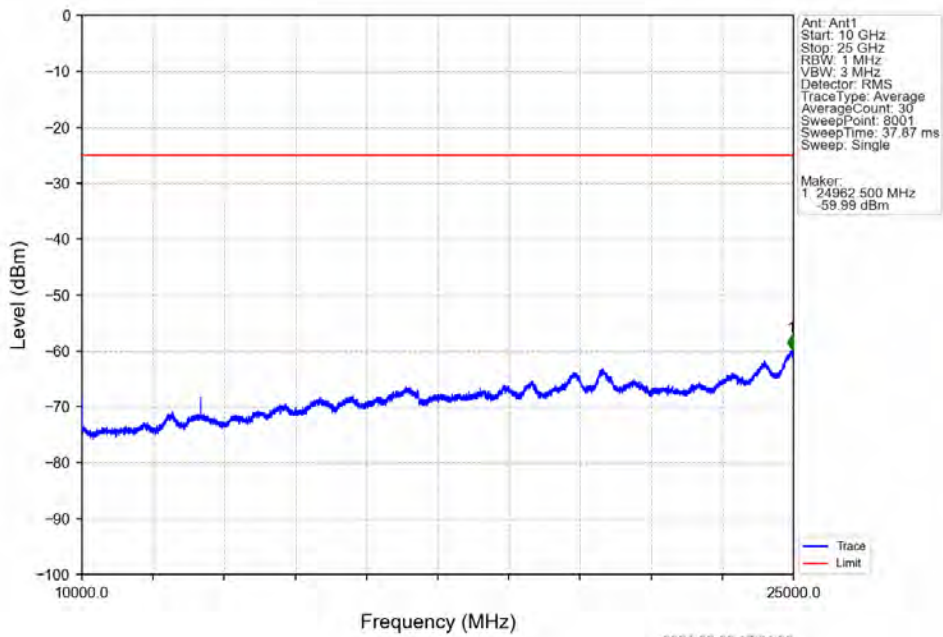


Start (MHz)	Stop (MHz)	RBW (MHz)	Method	Marker No.	Freq (MHz)	Level (dBm)	Limit (dBm)	Result
2485	2490.5	1	CHP	1	2487.790	-50.64	-25	Pass
2490.5	2495	1	CHP	2	2494.180	-47.47	-13	Pass
2495	2496	1	CHP	3	2495.440	-46.74	-13	Pass
2496	2530	0.43	/	/	/	/	/	/

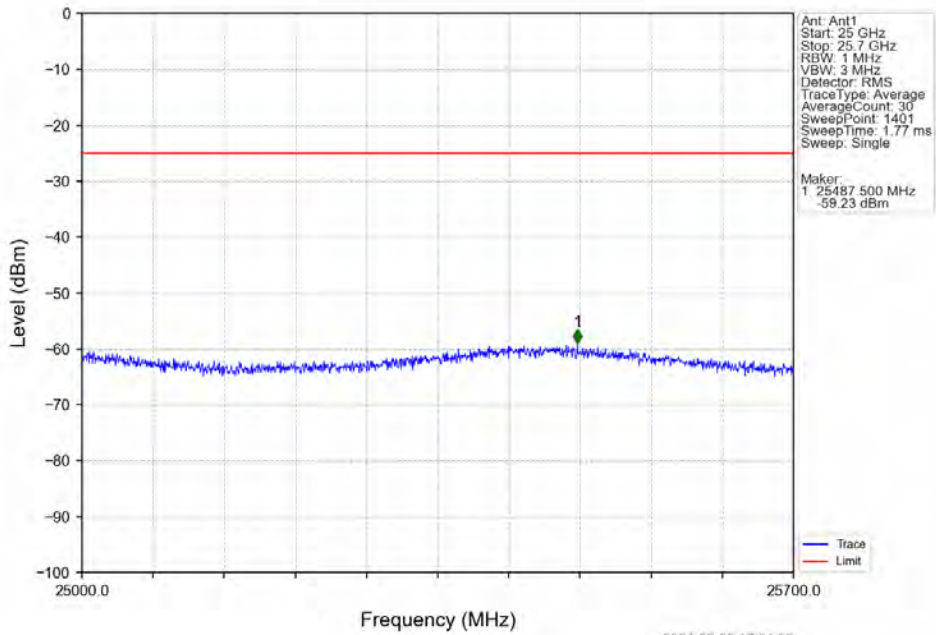
Band7 20MHz 16QAM LCH 2510MHz RB 1 0 NTV



Band7 20MHz 16QAM LCH 2510MHz RB 1 0 NTV

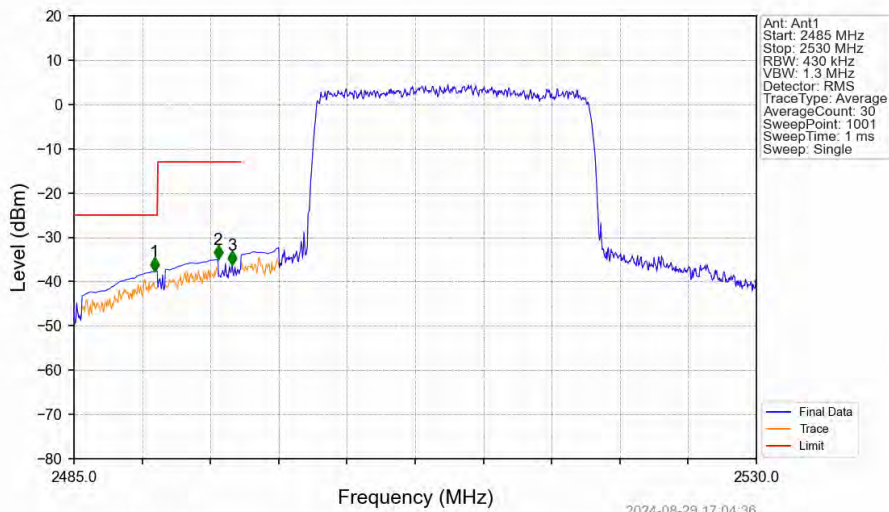


Band7 20MHz 16QAM LCH 2510MHz RB 1 0 NTN



2024-08-29 17:04:32

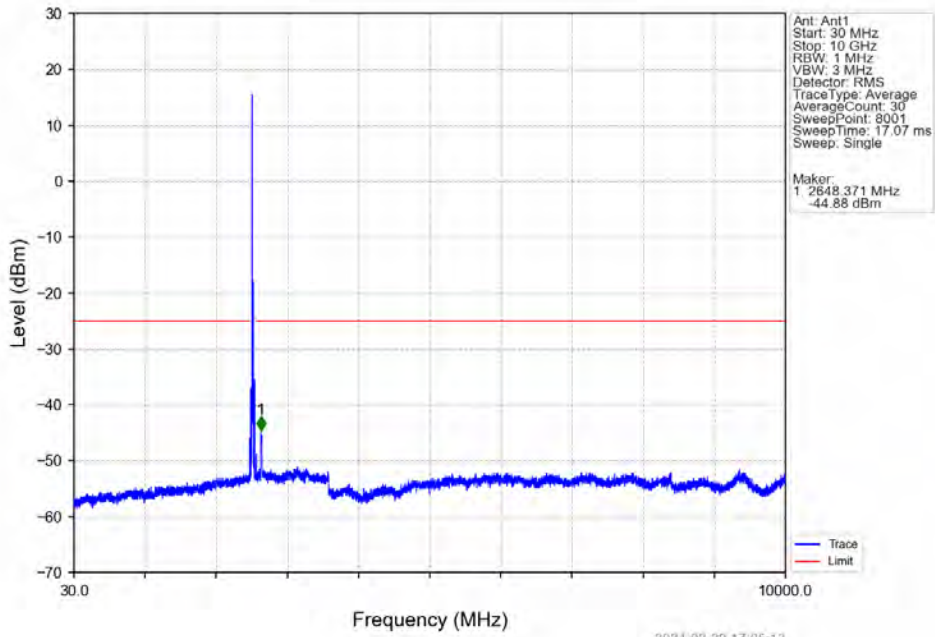
Band7 20MHz 16QAM LCH 2510MHz RB 100 0 NTN



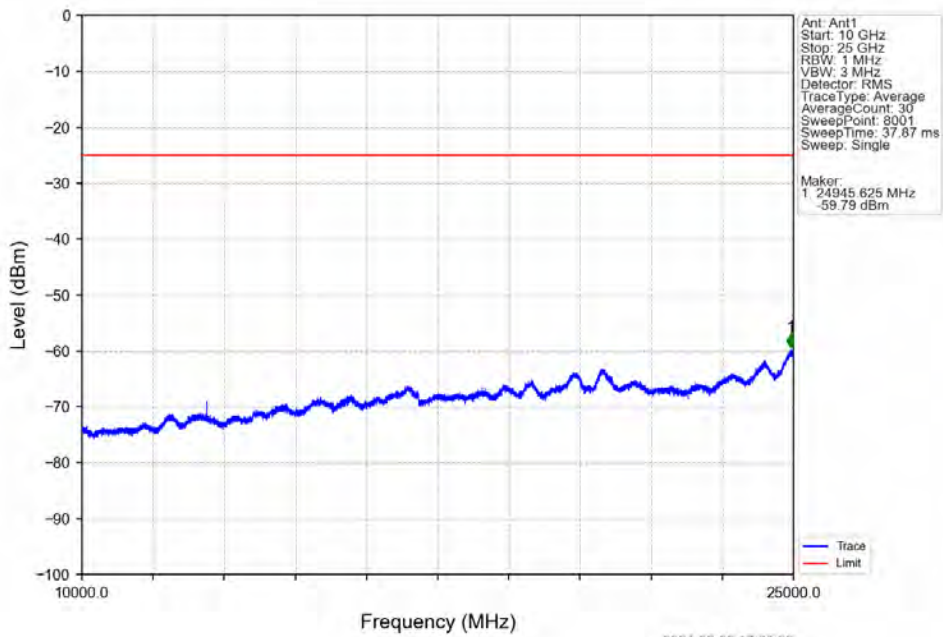
2024-08-29 17:04:36

Start (MHz)	Stop (MHz)	RBW (MHz)	Method	Marker No.	Freq (MHz)	Level (dBm)	Limit (dBm)	Result
2485	2490.5	1	CHP	1	2490.310	-37.64	-25	Pass
2490.5	2495	1	CHP	2	2494.495	-34.92	-13	Pass
2495	2496	1	CHP	3	2495.440	-36.22	-13	Pass
2496	2530	0.43	/	/	/	/	/	/

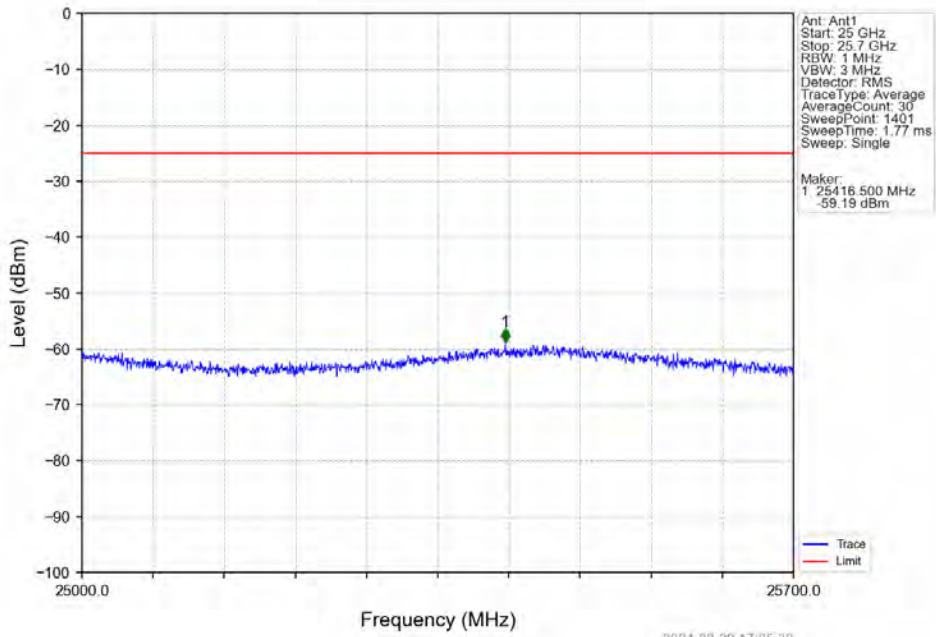
Band7 20MHz 16QAM MCH 2535MHz RB 1 0 NTNV



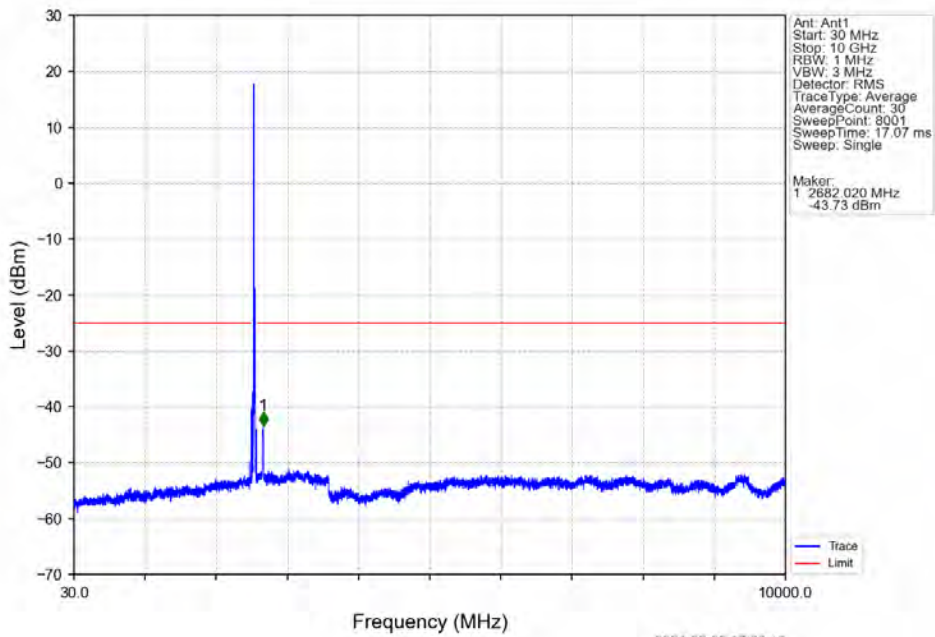
Band7 20MHz 16QAM MCH 2535MHz RB 1 0 NTNV



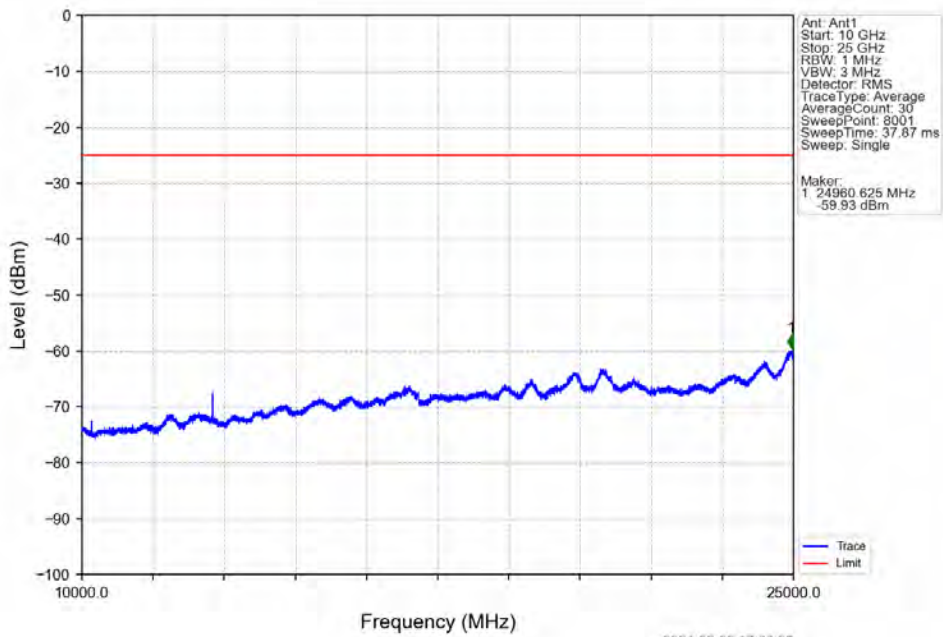
Band7 20MHz 16QAM MCH 2535MHz RB 1 0 NTN



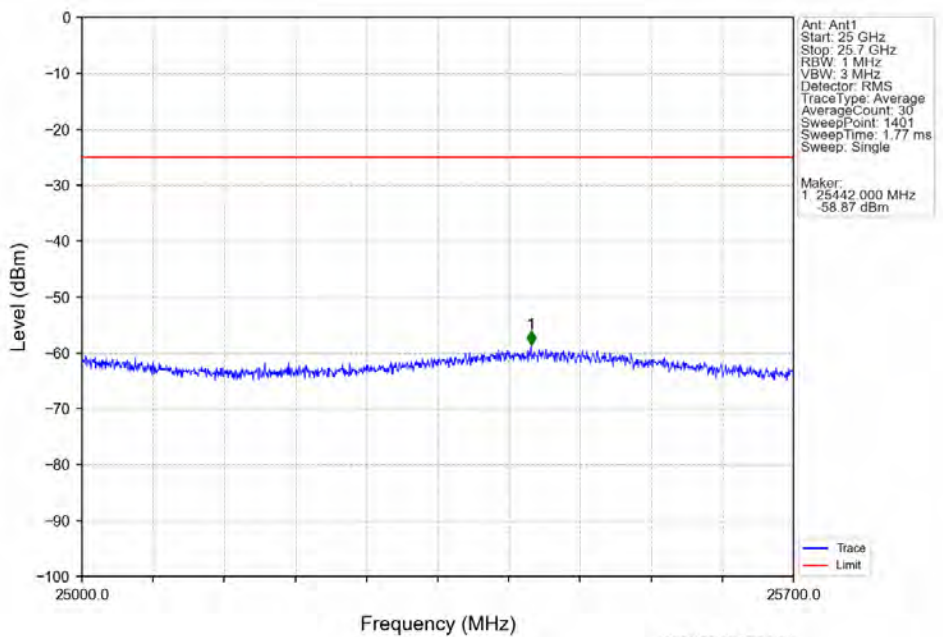
Band7 20MHz 16QAM HCH 2560MHz RB 1 0 NTN



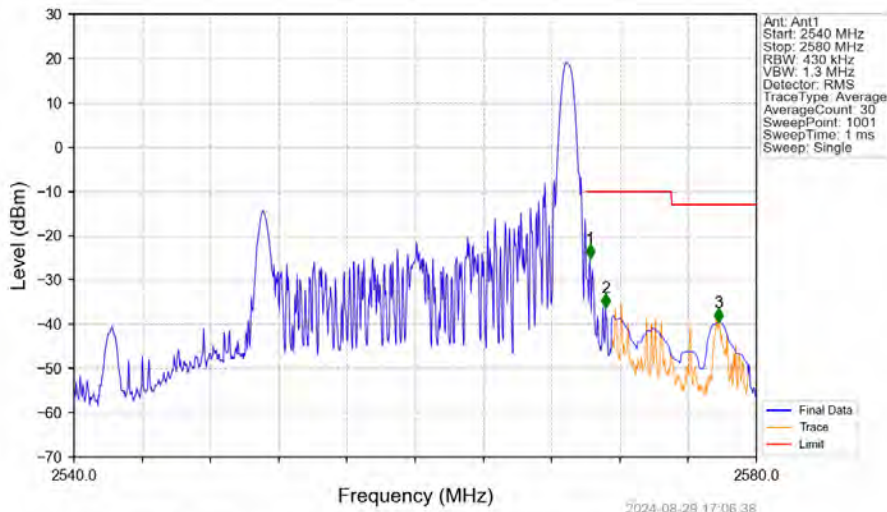
Band7 20MHz 16QAM HCH 2560MHz RB 1 0 NTN



Band7 20MHz 16QAM HCH 2560MHz RB 1 0 NTN

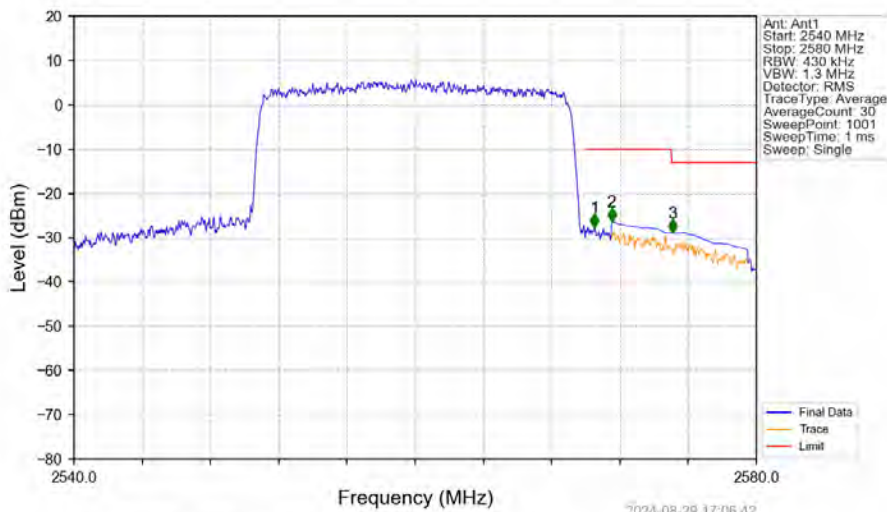


Band7 20MHz 16QAM HCH 2560MHz RB 1 99 NTV



Start (MHz)	Stop (MHz)	RBW (MHz)	Method	Marker No.	Freq (MHz)	Level (dBm)	Limit (dBm)	Result
2540	2570	0.43	/	/	/	/	/	/
2570	2571	0.43	/	1	2570.240	-25.13	-10	Pass
2571	2575	1	CHP	2	2571.160	-36.33	-10	Pass
2575	2580	1	CHP	3	2577.800	-39.48	-13	Pass

Band7 20MHz 16QAM HCH 2560MHz RB 100 0 NTV



Start (MHz)	Stop (MHz)	RBW (MHz)	Method	Marker No.	Freq (MHz)	Level (dBm)	Limit (dBm)	Result
2540	2570	0.43	/	/	/	/	/	/
2570	2571	0.43	/	1	2570.520	-27.64	-10	Pass
2571	2575	1	CHP	2	2571.520	-26.42	-10	Pass
2575	2580	1	CHP	3	2575.080	-28.89	-13	Pass

7. Form731

7.1 Test Result

7.1.1 Form731_Power

Band	BW	Lower Freq	High Freq	MAX Power (W)	Value	Hz/ppm	Emission Designator	Rule Parts	MAX Power (dBm)
7	5	2502.5	2567.5	0.1306	0.0016	ppm	4M57G7D	27M	21.16
7	5	2502.5	2567.5	0.0993	0.0017	ppm	4M61W7D	27M	19.97
7	10	2505	2565	0.1432	0.0012	ppm	9M09G7D	27M	21.56
7	10	2505	2565	0.1355	0.0011	ppm	9M10W7D	27M	21.32
7	15	2507.5	2562.5	0.1452	0.0011	ppm	13M6G7D	27M	21.62
7	15	2507.5	2562.5	0.1211	0.0007	ppm	13M6W7D	27M	20.83
7	20	2510	2560	0.1472	0.0013	ppm	18M1G7D	27M	21.68
7	20	2510	2560	0.1276	0.0011	ppm	18M1W7D	27M	21.06

7.1.2 Form731_EIRP

Band	BW	Lower Freq	High Freq	MAX Power (W)	Value	Hz/ppm	Emission Designator	Rule Parts	MAX Power (dBm)
7	5	2502.5	2567.5	0.1968	0.0016	ppm	4M57G7D	27M	22.94
7	5	2502.5	2567.5	0.1496	0.0017	ppm	4M61W7D	27M	21.75
7	10	2505	2565	0.2158	0.0012	ppm	9M09G7D	27M	23.34
7	10	2505	2565	0.2042	0.0011	ppm	9M10W7D	27M	23.10
7	15	2507.5	2562.5	0.2188	0.0011	ppm	13M6G7D	27M	23.40
7	15	2507.5	2562.5	0.1824	0.0007	ppm	13M6W7D	27M	22.61
7	20	2510	2560	0.2218	0.0013	ppm	18M1G7D	27M	23.46
7	20	2510	2560	0.1923	0.0011	ppm	18M1W7D	27M	22.84