

MEASUREMENT 3

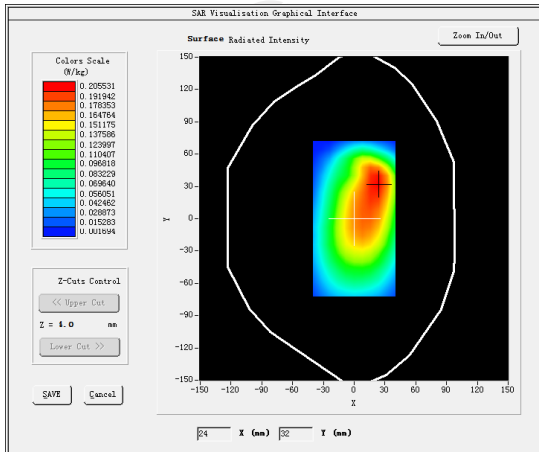
Lower Band SAR (Channel 23780):

Date: 09/11/2024

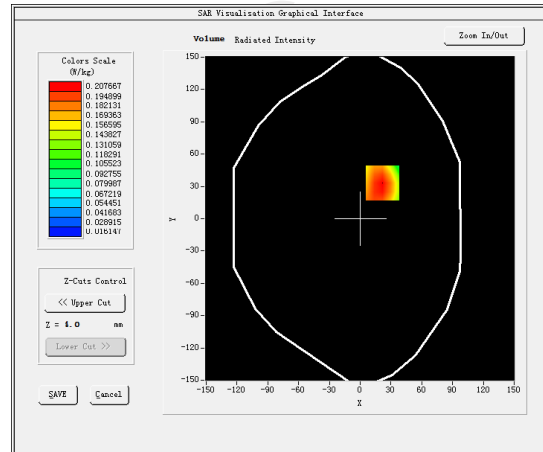
Frequency (MHz)	709.000000
Relative permittivity (real part)	55.263812
Relative permittivity (imaginary part)	12.468867
Conductivity (S/m)	0.881392
Variation (%)	2.090000
Crest Factor	1.0
Probe Conversion factor	1.86
E-Field Probe:	SSE2 (SN 25/22 EPGO375)
Area Scan	<u>dx=8mm dy=8mm, h= 5.00 mm</u>
ZoomScan	<u>5x5x7, dx=8mm dy=8mm</u> <u>dz=5mm, Complete/ndx=8mm dy=8mm, h=</u> <u>5.00 mm</u>

Phantom	Validation plane
Device Position	Body back(hotspot 10mm)
Band	LTE band 17(1 RB#0)

SURFACE SAR

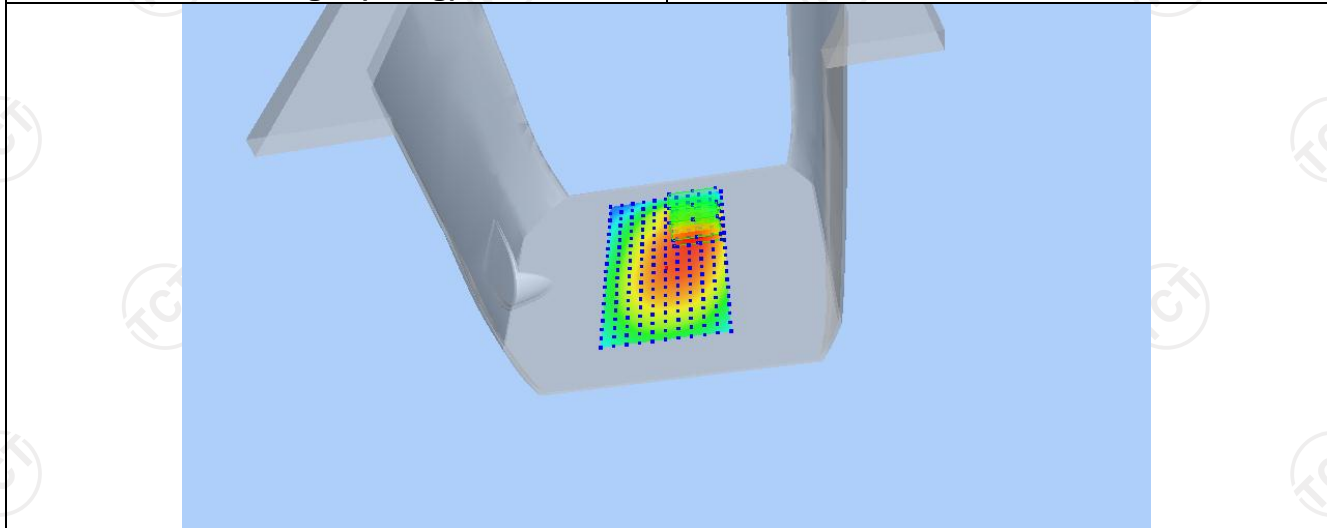


VOLUME SAR

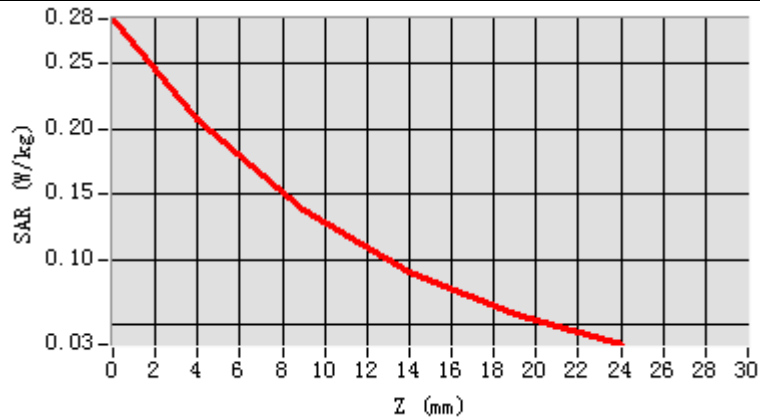


Maximum location: X=22.00, Y=33.00 SAR Peak: 0.28 W/kg

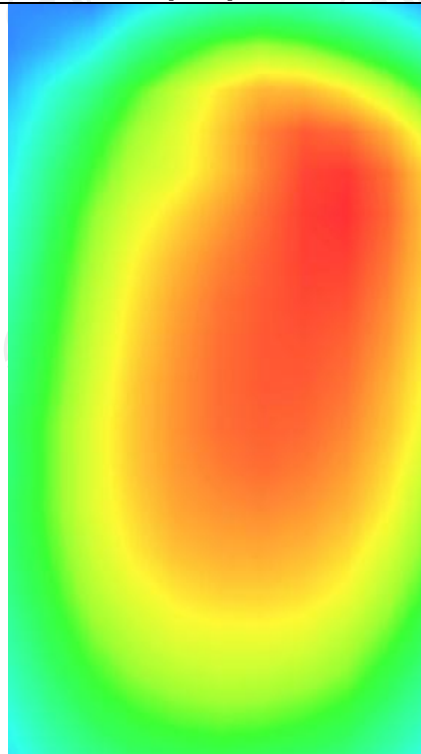
SAR 10g (W/Kg)	0.208321
SAR 1g (W/Kg)	0.153390



Z (mm)	0.00	4.00	9.00	14.00	19.00
SAR (W/Kg)	0.2842	0.2077	0.1378	0.0901	0.0578



Hot spot position



LTE Band 25

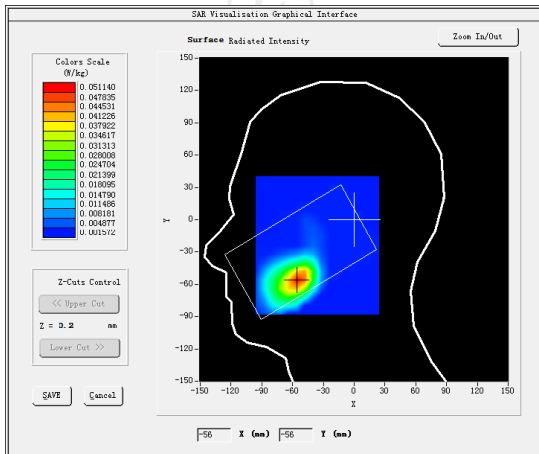
MEASUREMENT 1

Lower Band SAR (Channel 26140):

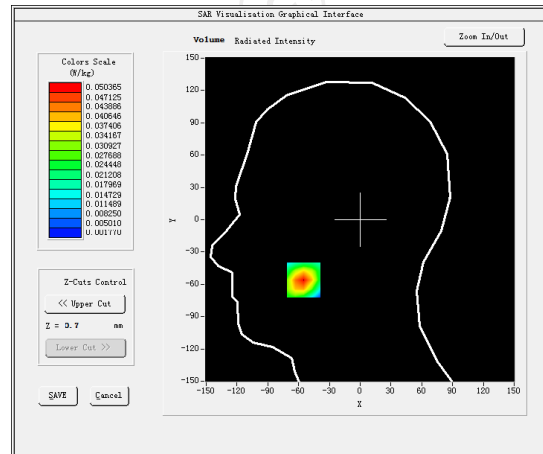
Date: 09/20/2024

Frequency (MHz)	1860.000000
Relative permittivity (real part)	39.065208
Relative permittivity (imaginary part)	14.607628
Conductivity (S/m)	1.342108
Variation (%)	-3.600000
Crest Factor	1.0
Probe Conversion factor	2.08
E-Field Probe:	SSE2 (SN 25/22 EPGO375)
Area Scan	<u>dx=8mm dy=8mm, h= 5.00 mm</u>
ZoomScan	<u>5x5x7, dx=8mm dy=8mm</u> <u>dz=5mm, Complete/ndx=8mm dy=8mm, h=</u> <u>5.00 mm</u>
Phantom	<u>Left head</u>
Device Position	<u>Cheek</u>
Band	<u>LTE band 25 (1 RB#50)</u>

SURFACE SAR



VOLUME SAR



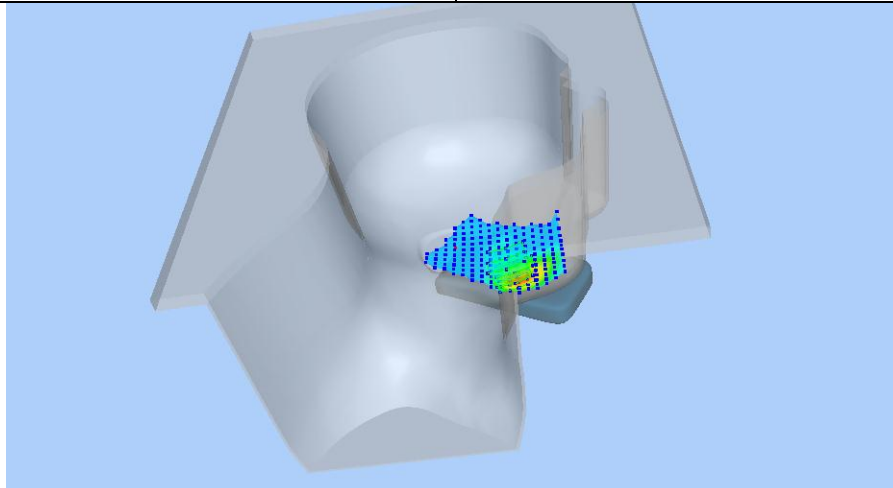
Maximum location: X=-32.00, Y=-14.00 SAR Peak: 0.72 W/kg

SAR 10g (W/Kg)

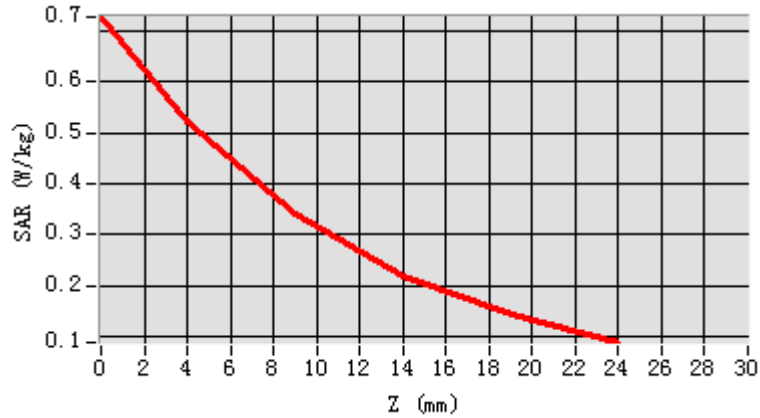
0.500930

SAR 1g (W/Kg)

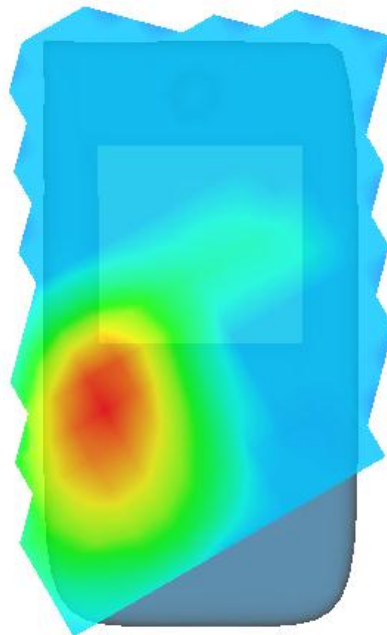
0.448160



Z (mm)	0.00	4.00	9.00	14.00	19.00
SAR (W/Kg)	0.7280	0.5221	0.3395	0.2200	0.1423



Hot spot position



MEASUREMENT 2

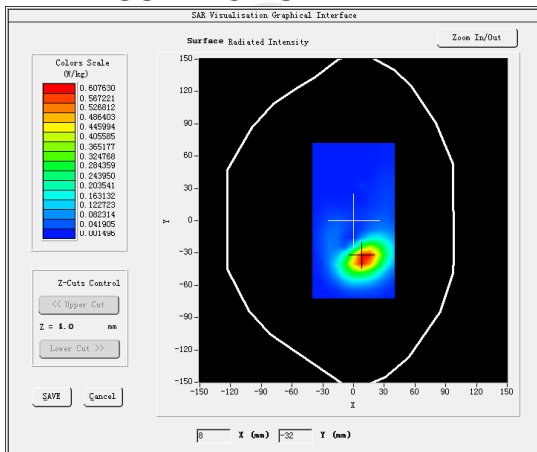
Lower Band SAR (Channel 26140):

Date: 09/20/2024

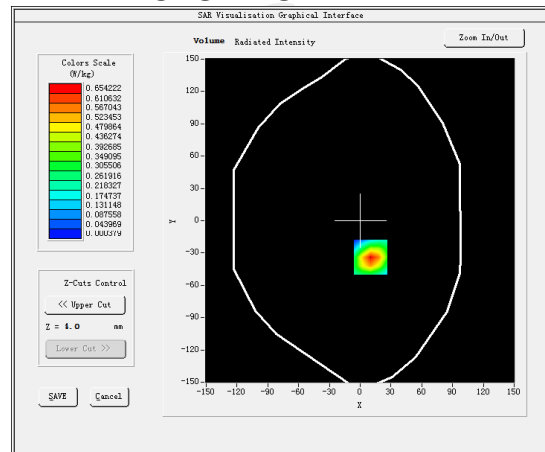
Frequency (MHz)	1860.000000
Relative permittivity (real part)	53.291337
Relative permittivity (imaginary part)	15.232400
Conductivity (S/m)	1.531736
Variation (%)	-1.750000
Crest Factor	1.0
Probe Conversion factor	2.16
E-Field Probe:	SSE2 (SN 25/22 EPGO375)
Area Scan	<u>dx=8mm dy=8mm, h= 5.00 mm</u>
ZoomScan	<u>5x5x7, dx=8mm dy=8mm</u> <u>dz=5mm, Complete/ndx=8mm dy=8mm, h=</u> <u>5.00 mm</u>

Phantom	<u>Validation plane</u>
Device Position	<u>Body back(10mm)</u>
Band	<u>LTE band 25 (1 RB#50)</u>

SURFACE SAR

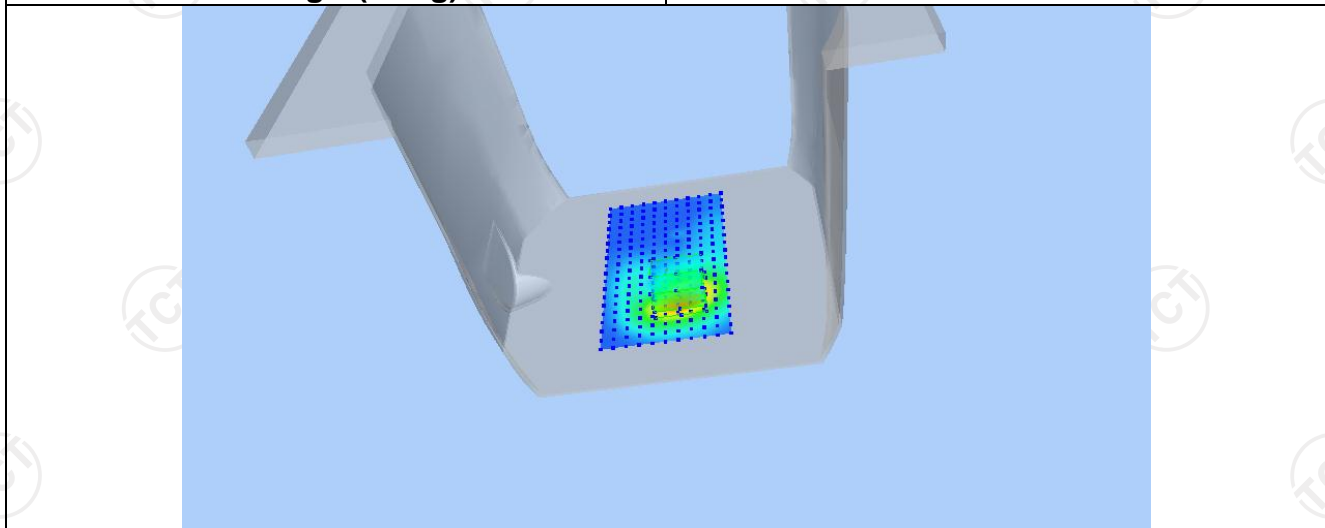


VOLUME SAR

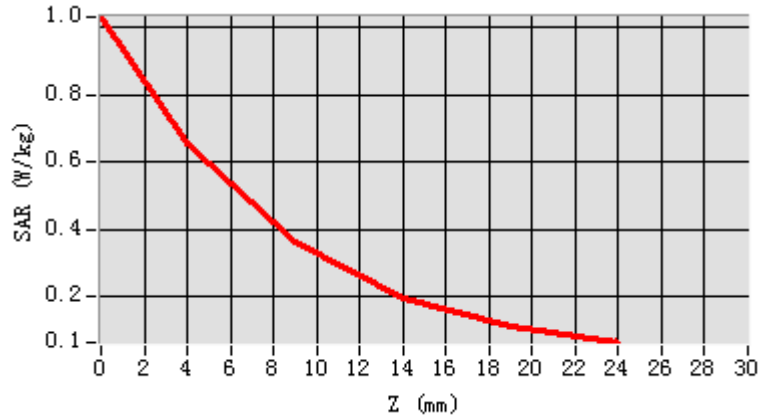


Maximum location: X=20.00, Y=-32.00 SAR Peak: 1.02 W/kg

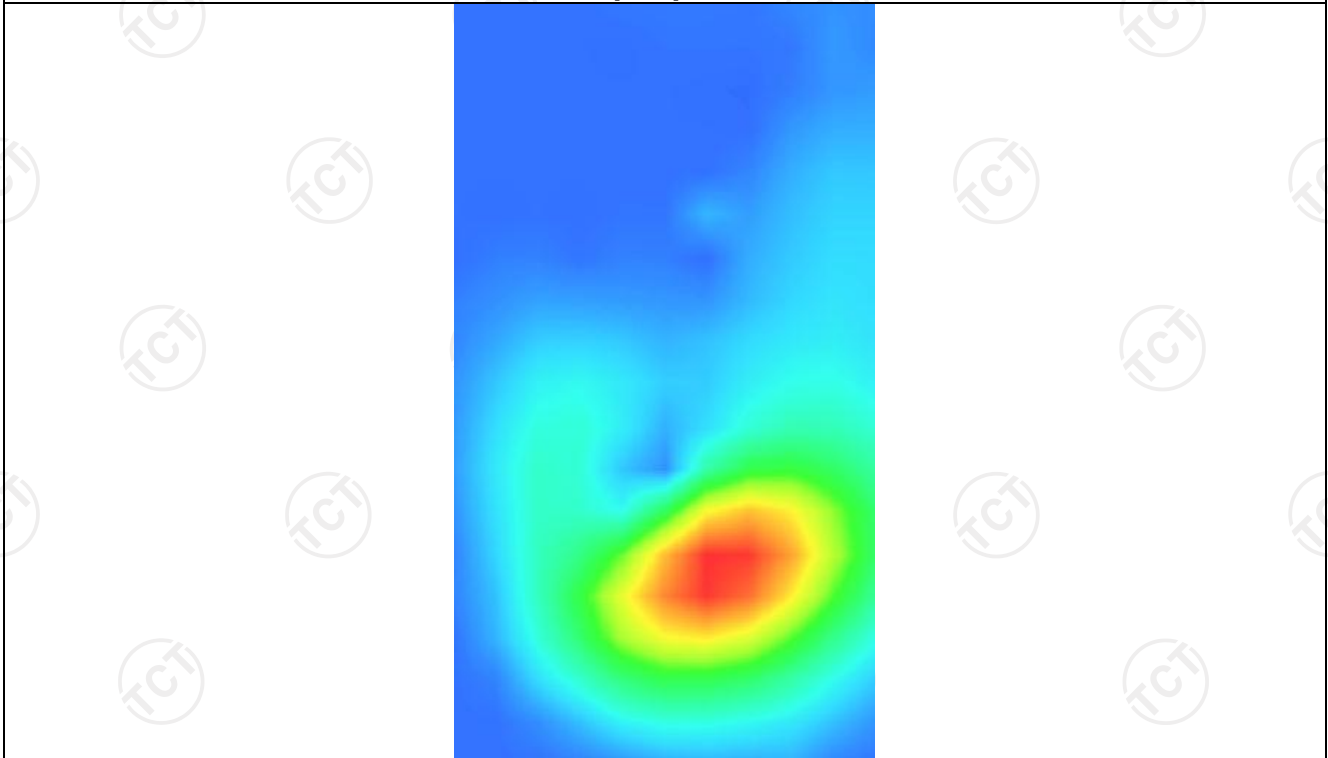
SAR 10g (W/Kg)	0.500142
SAR 1g (W/Kg)	0.375212



Z (mm)	0.00	4.00	9.00	14.00	19.00
SAR (W/Kg)	1.0328	0.6542	0.3586	0.1964	0.1115



Hot spot position



MEASUREMENT 3

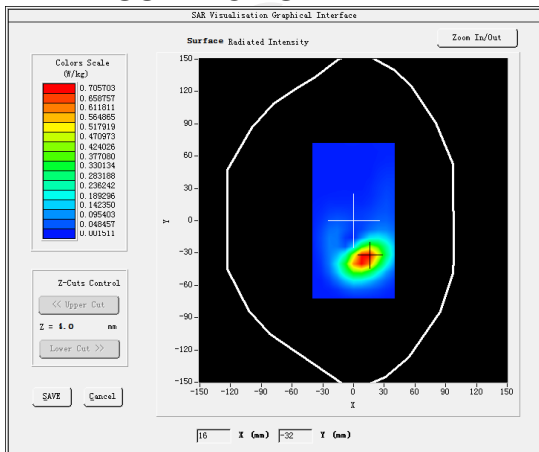
Lower Band SAR (Channel 26140):

Date: 09/20/2024

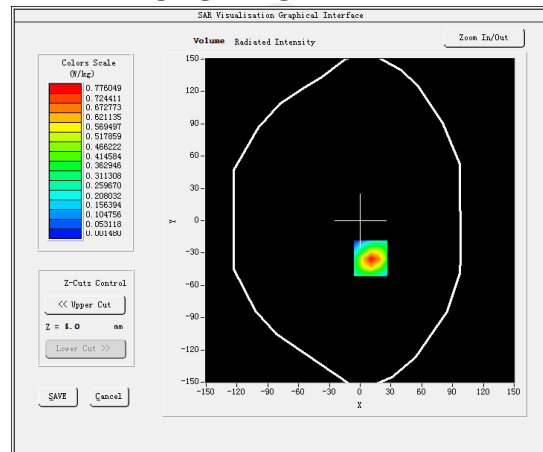
Frequency (MHz)	1860.000000
Relative permittivity (real part)	53.291337
Relative permittivity (imaginary part)	15.232400
Conductivity (S/m)	1.531736
Variation (%)	4.500000
Crest Factor	1.0
Probe Conversion factor	2.16
E-Field Probe:	SSE2 (SN 25/22 EPGO375)
Area Scan	<u>dx=8mm dy=8mm, h= 5.00 mm</u>
ZoomScan	<u>5x5x7, dx=8mm dy=8mm</u> <u>dz=5mm, Complete/ndx=8mm dy=8mm, h=</u> <u>5.00 mm</u>

Phantom	<u>Validation plane</u>
Device Position	<u>Body Top(hotspot 10mm)</u>
Band	<u>LTE band 25 (1 RB#50)</u>

SURFACE SAR

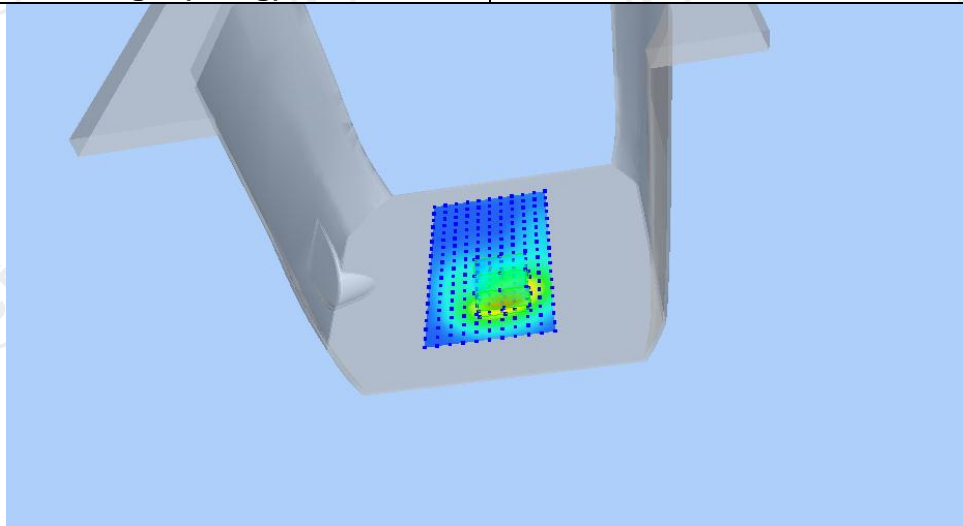


VOLUME SAR

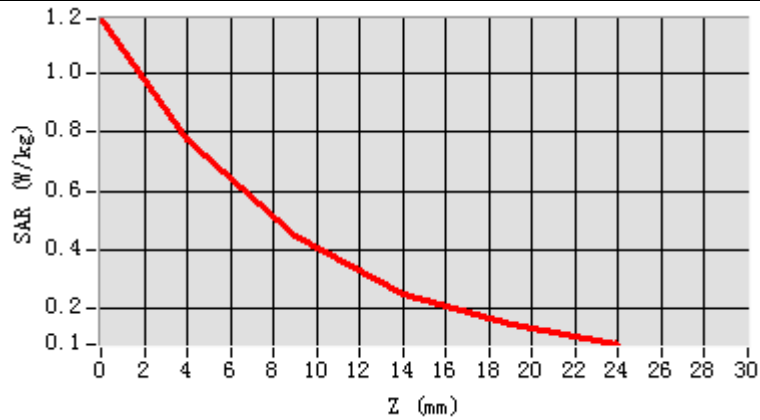


Maximum location: X=9.00, Y=-30.00 SAR Peak: 1.00 W/kg

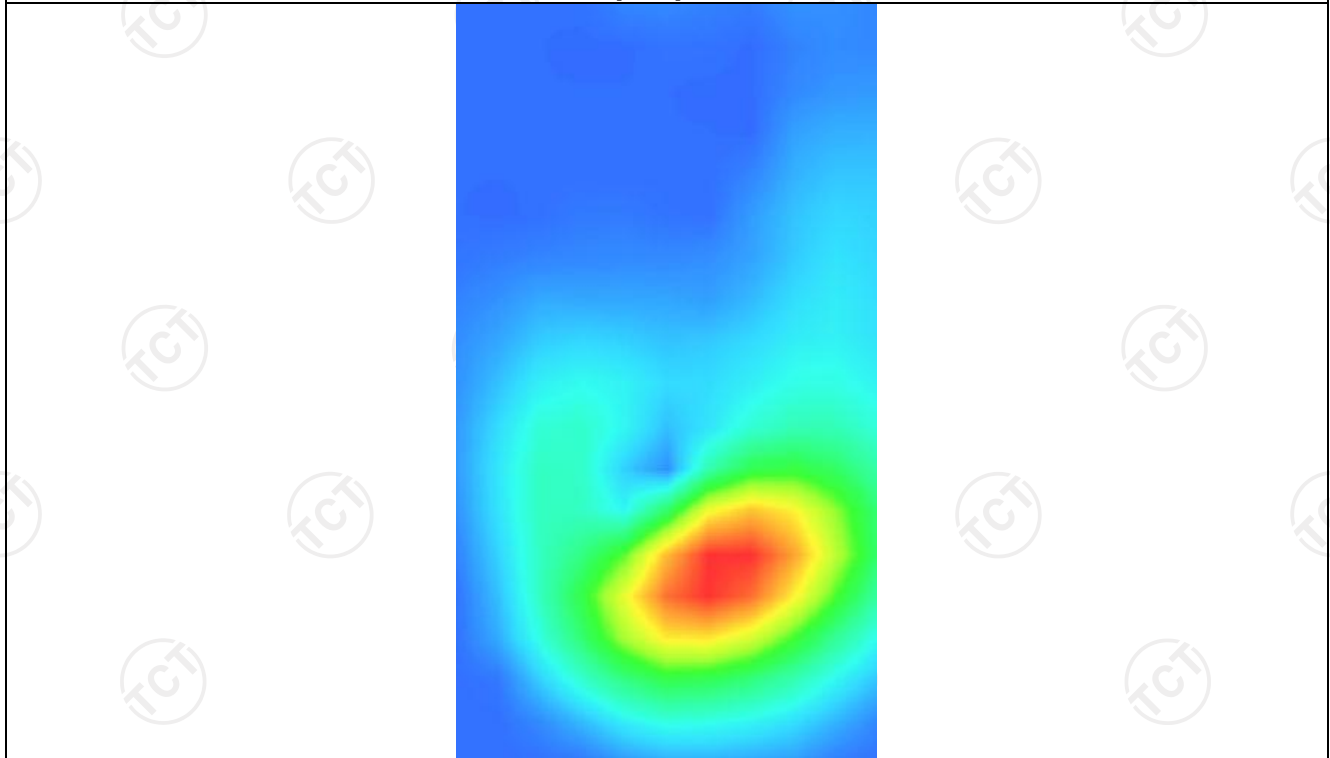
SAR 10g (W/Kg)	0.352250
SAR 1g (W/Kg)	0.413180



Z (mm)	0.00	4.00	9.00	14.00	19.00
SAR (W/Kg)	1.1879	0.7760	0.4425	0.2492	0.1412



Hot spot position



LTE Band 26-1

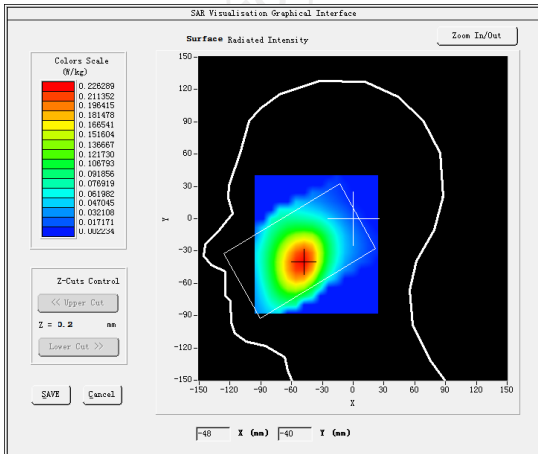
MEASUREMENT 1

Middle Band SAR (Channel 26740):

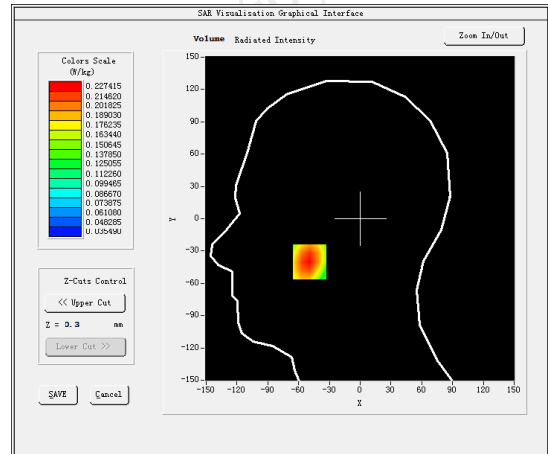
Date: 09/13/2024

Frequency (MHz)	819.000000
Relative permittivity (real part)	41.422976
Relative permittivity (imaginary part)	18.468860
Conductivity (S/m)	0.882835
Variation (%)	-3.550000
Crest Factor	1.0
Probe Conversion factor	1.80
E-Field Probe:	SSE2 (SN 25/22 EPG0375)
Area Scan	<u>dx=8mm dy=8mm, h= 5.00 mm</u>
ZoomScan	<u>5x5x7, dx=8mm dy=8mm</u> <u>dz=5mm, Complete/ndx=8mm dy=8mm, h=</u> <u>5.00 mm</u>
Phantom	<u>Left head</u>
Device Position	<u>Cheek</u>
Band	<u>LTE band 26(1 RB#25)</u>

SURFACE SAR



VOLUME SAR



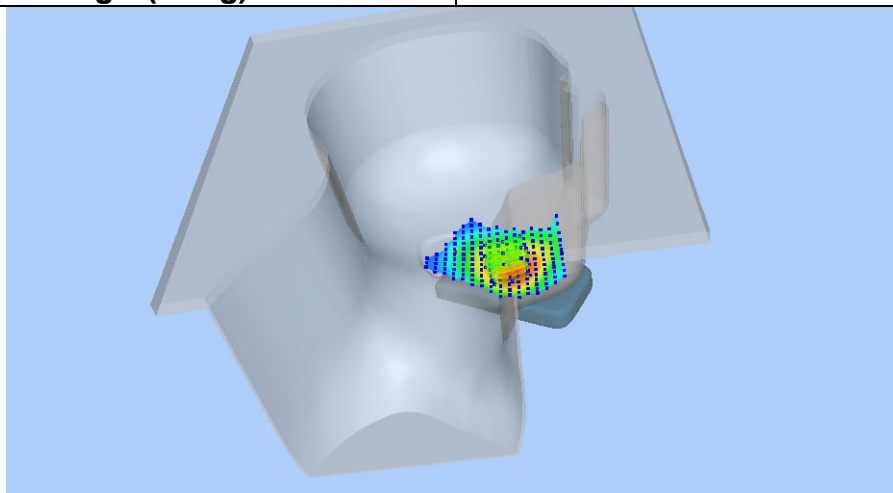
Maximum location: X=-40.00, Y=-41.00 SAR Peak: 0.27 W/kg

SAR 10g (W/Kg)

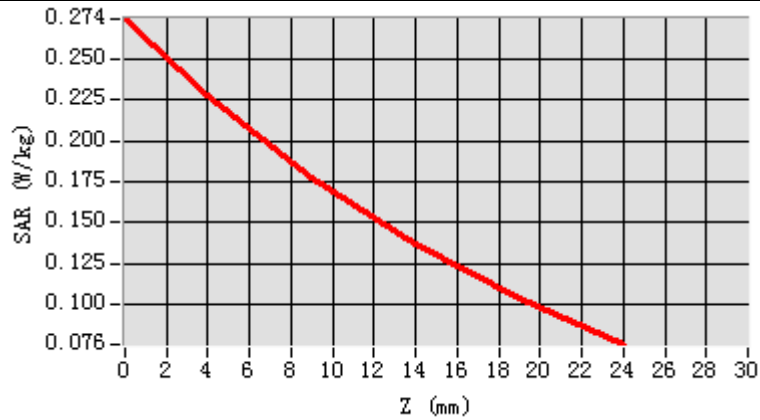
0.157551

SAR 1g (W/Kg)

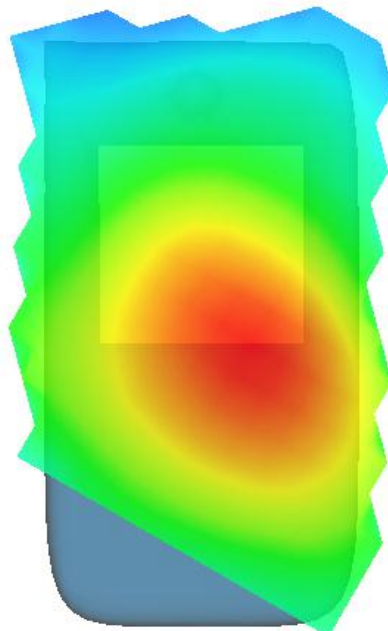
0.222212



Z (mm)	0.00	4.00	9.00	14.00	19.00
SAR (W/Kg)	0.2741	0.2262	0.1734	0.1371	0.1037



Hot spot position



MEASUREMENT 2

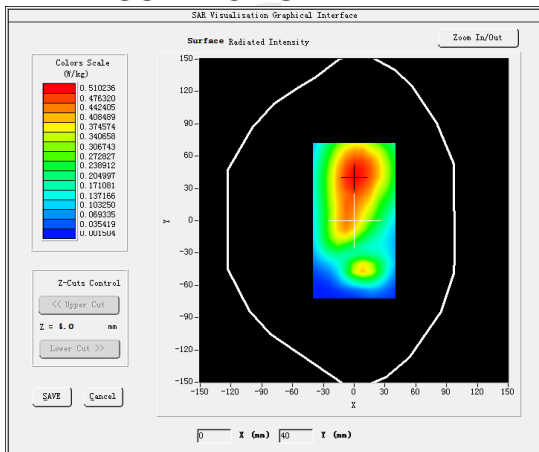
Middle Band SAR (Channel 26740):

Date: 09/13/2024

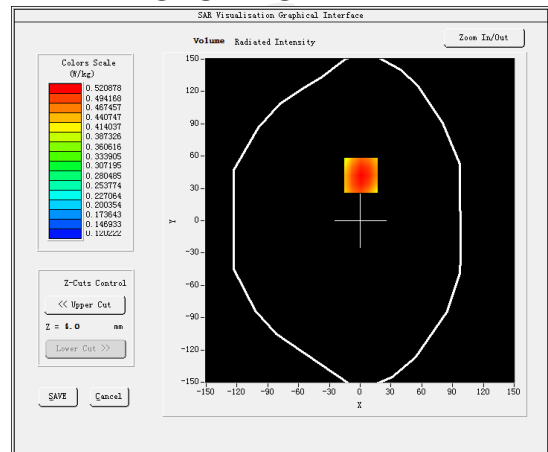
Frequency (MHz)	819.000000
Relative permittivity (real part)	55.240832
Relative permittivity (imaginary part)	21.468860
Conductivity (S/m)	0.944272
Variation (%)	-1.260000
Crest Factor	1.0
Probe Conversion factor	1.86
E-Field Probe:	SSE2 (SN 25/22 EPGO375)
Area Scan	<u>dx=8mm dy=8mm, h= 5.00 mm</u>
ZoomScan	<u>5x5x7, dx=8mm dy=8mm</u> <u>dz=5mm, Complete/ndx=8mm dy=8mm, h=</u> <u>5.00 mm</u>

Phantom	Validation plane
Device Position	Body back(10mm)
Band	<u>LTE band 26(1 RB#25)</u>

SURFACE SAR

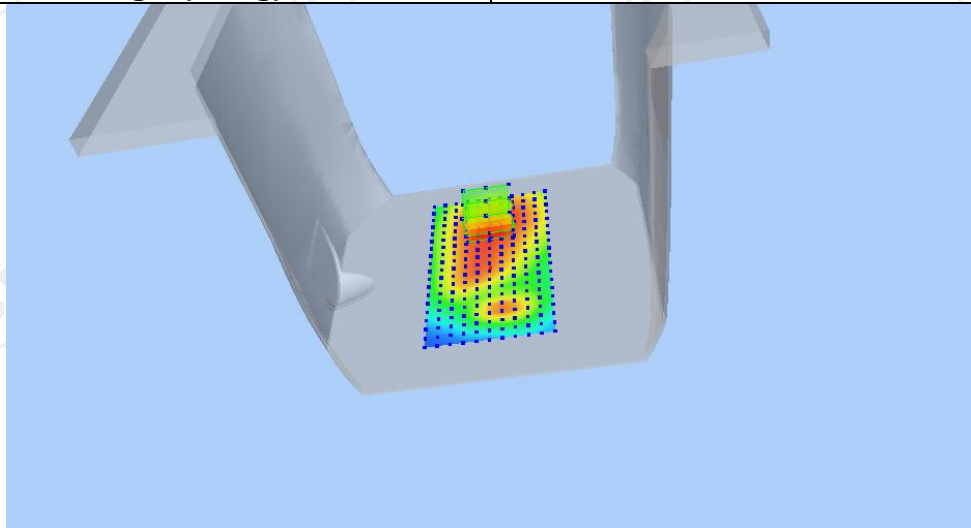


VOLUME SAR

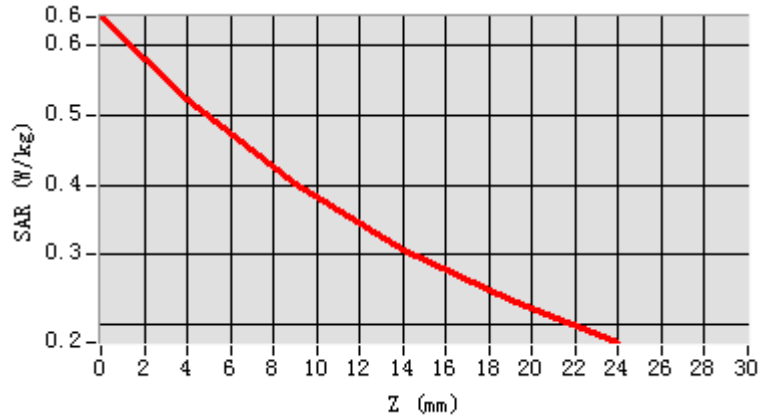


Maximum location: X=2.00, Y=32.00 SAR Peak: 0.52 W/kg

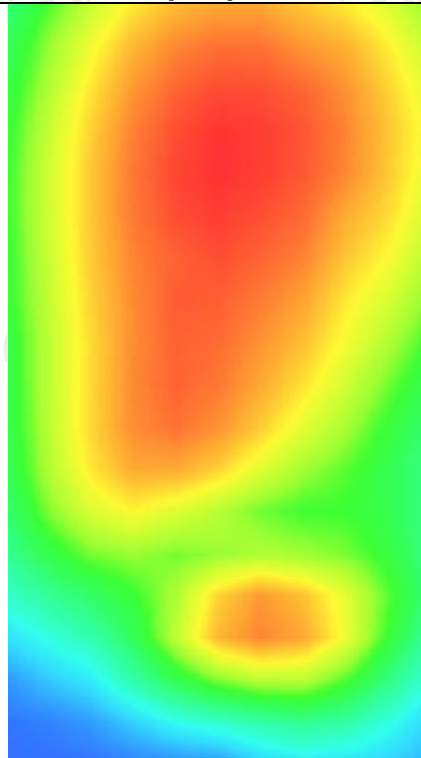
SAR 10g (W/Kg)	0.371244
SAR 1g (W/Kg)	0.118571



Z (mm)	0.00	4.00	9.00	14.00	19.00
SAR (W/Kg)	0.6443	0.5218	0.4011	0.3054	0.1024



Hot spot position



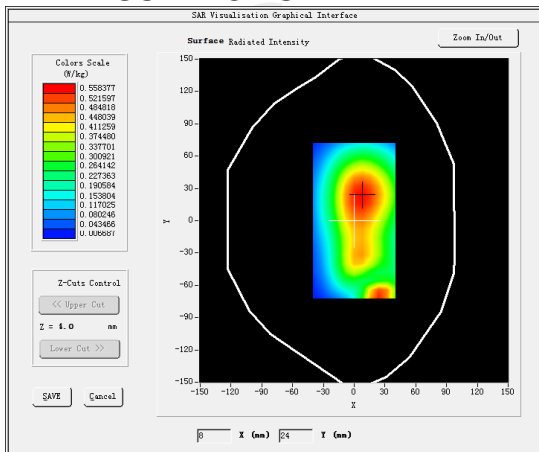
MEASUREMENT 3

Middle Band SAR (Channel 26740):

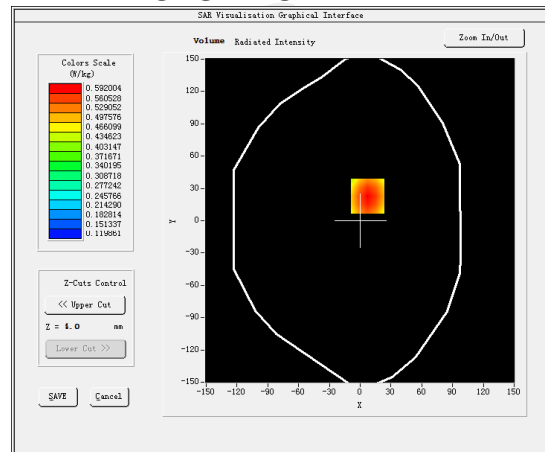
Date: 09/13/2024

Frequency (MHz)	819.000000
Relative permittivity (real part)	55.260832
Relative permittivity (imaginary part)	21.468860
Conductivity (S/m)	0.944272
Variation (%)	-1.260000
Crest Factor	1.0
Probe Conversion factor	1.86
E-Field Probe:	SSE2 (SN 25/22 EPGO375)
Area Scan	<u>dx=8mm dy=8mm, h= 5.00 mm</u>
ZoomScan	<u>5x5x7, dx=8mm dy=8mm</u> <u>dz=5mm, Complete/ndx=8mm dy=8mm, h=</u> <u>5.00 mm</u>
Phantom	<u>Validation plane</u>
Device Position	<u>Body back(hotspot 10mm)</u>
Band	<u>LTE band 26(1 RB#25)</u>

SURFACE SAR



VOLUME SAR



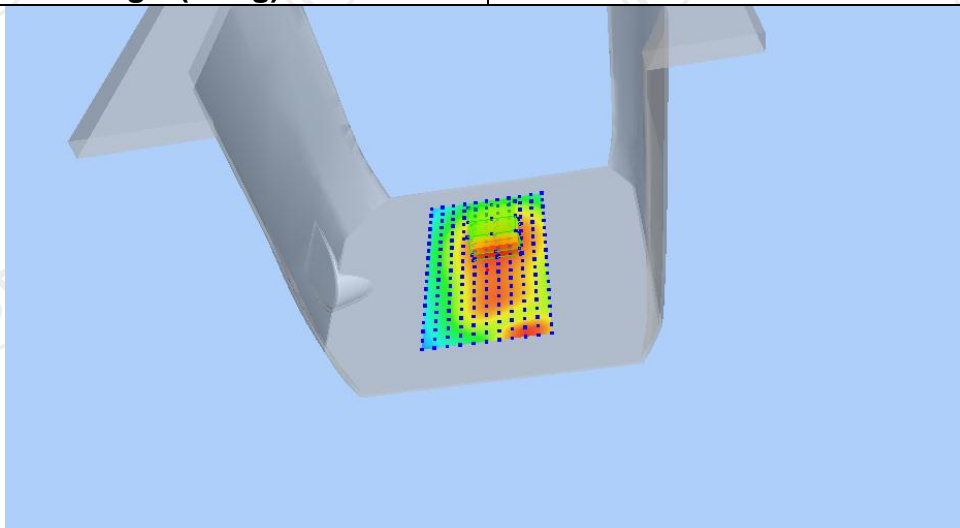
Maximum location: X=6.00, Y=12.00 SAR Peak: 0.70 W/kg

SAR 10g (W/Kg)

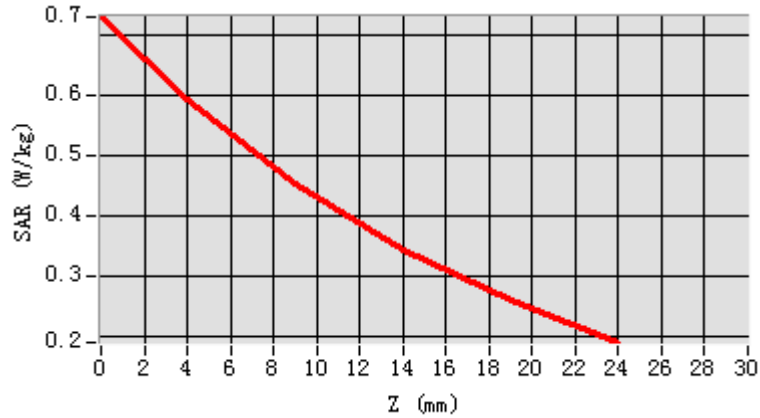
0.411566

SAR 1g (W/Kg)

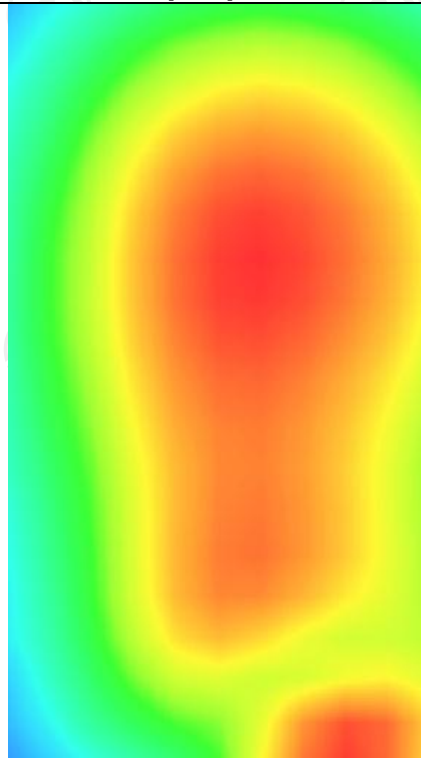
0.118731



Z (mm)	0.00	4.00	9.00	14.00	19.00
SAR (W/Kg)	0.7311	0.5944	0.4521	0.3422	0.1062



Hot spot position



LTE Band 26-2

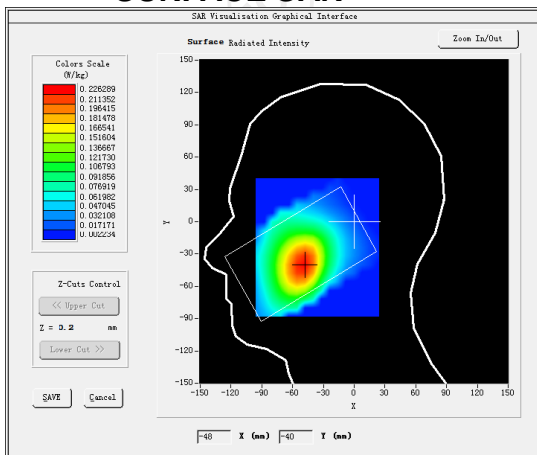
MEASUREMENT 1

Lower Band SAR (Channel 26865):

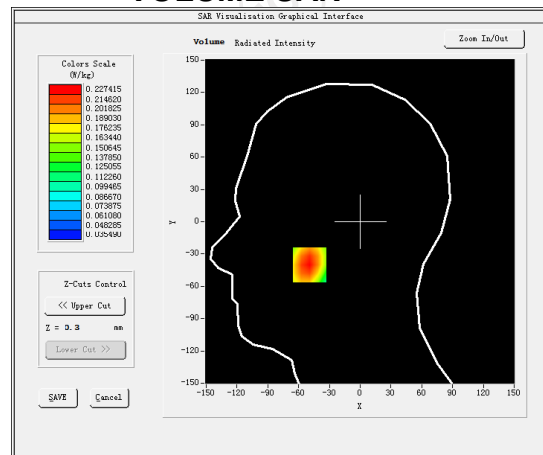
Date: 09/13/2024

Frequency (MHz)	831.500000
Relative permittivity (real part)	41.417760
Relative permittivity (imaginary part)	18.129852
Conductivity (S/m)	0.874923
Variation (%)	-1.200000
Crest Factor	1.0
Probe Conversion factor	1.80
E-Field Probe:	SSE2 (SN 25/22 EPG0375)
Area Scan	<u>dx=8mm dy=8mm, h= 5.00 mm</u>
ZoomScan	<u>5x5x7, dx=8mm dy=8mm</u> <u>dz=5mm, Complete/ndx=8mm dy=8mm, h=</u> <u>5.00 mm</u>
Phantom	<u>Left head</u>
Device Position	<u>Cheek</u>
Band	<u>LTE band 26(1 RB#0)</u>

SURFACE SAR



VOLUME SAR



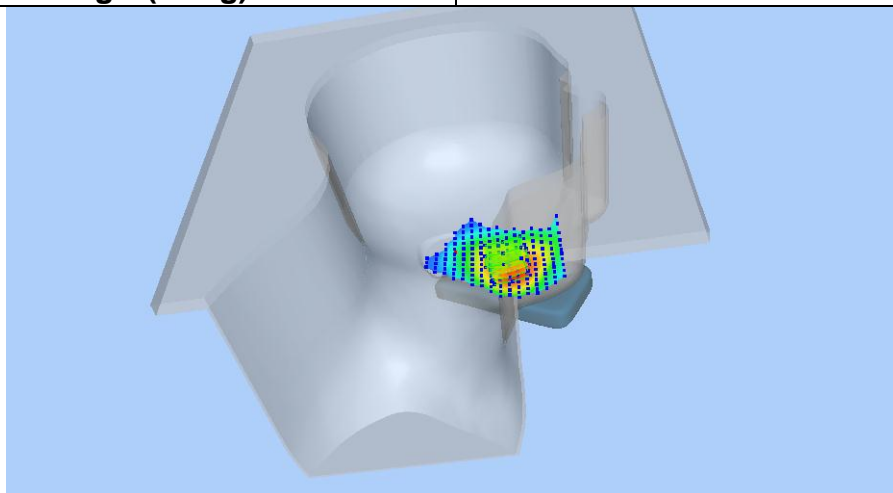
Maximum location: X=-38.00, Y=-29.00 SAR Peak: 0.27 W/kg

SAR 10g (W/Kg)

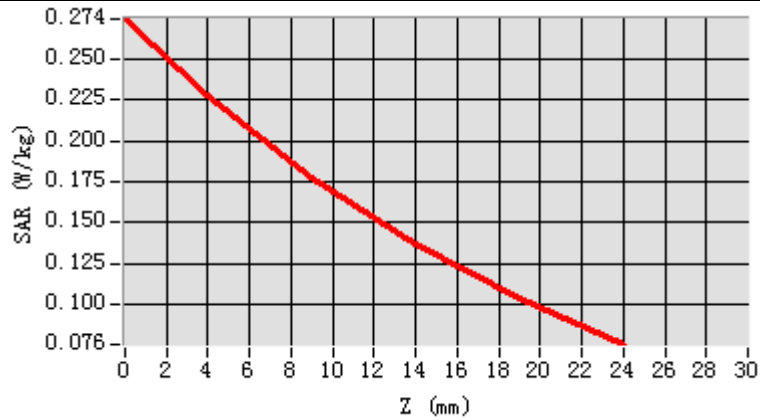
0.154024

SAR 1g (W/Kg)

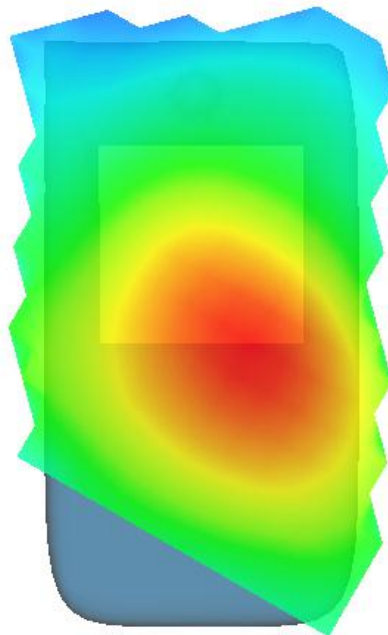
0.175123



Z (mm)	0.00	4.00	9.00	14.00	19.00
SAR (W/Kg)	0.2690	0.2312	0.1821	0.1401	0.1124



Hot spot position



MEASUREMENT 2

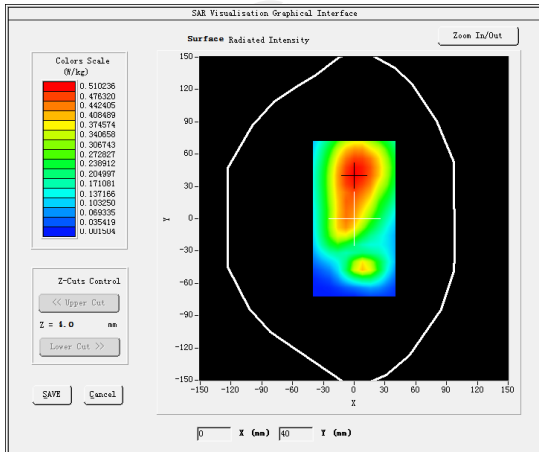
Lower Band SAR (Channel 26865):

Date: 09/13/2024

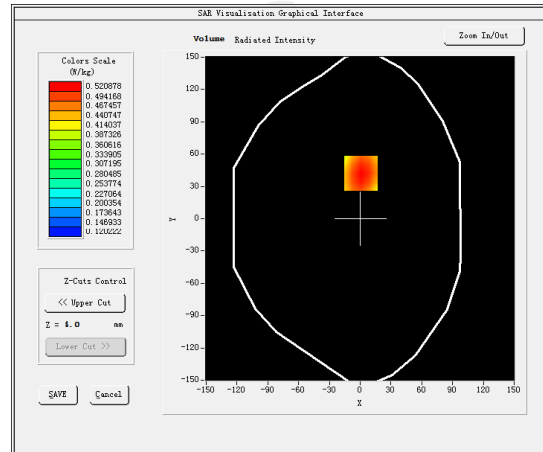
Frequency (MHz)	831.500000
Relative permittivity (real part)	41.417760
Relative permittivity (imaginary part)	18.129852
Conductivity (S/m)	0.874923
Variation (%)	2.580000
Crest Factor	1.0
Probe Conversion factor	1.80
E-Field Probe:	SSE2 (SN 25/22 EPGO375)
Area Scan	<u>dx=8mm dy=8mm, h= 5.00 mm</u>
ZoomScan	<u>5x5x7, dx=8mm dy=8mm</u> <u>dz=5mm, Complete/ndx=8mm dy=8mm, h=</u> <u>5.00 mm</u>

Phantom	<u>Validation plane</u>
Device Position	<u>Body back(10mm)</u>
Band	<u>LTE band 26(1 RB#0)</u>

SURFACE SAR

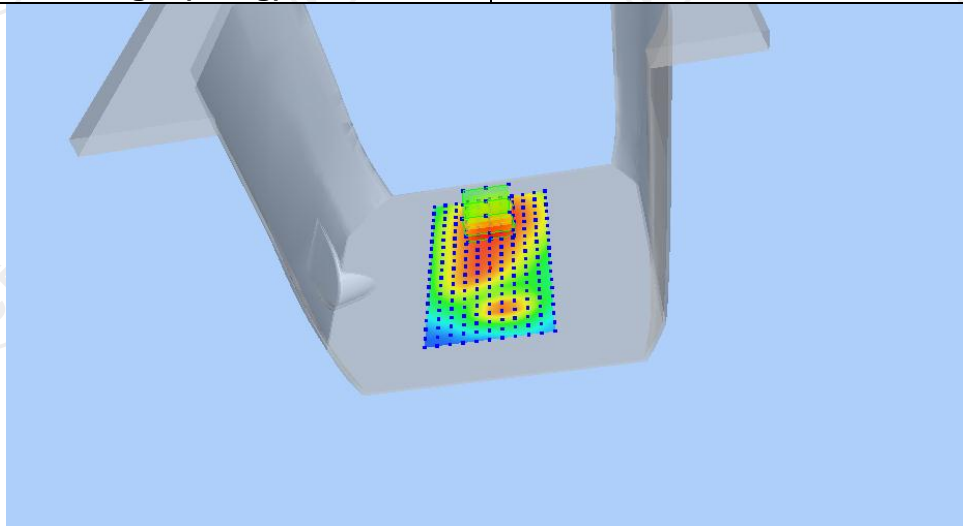


VOLUME SAR

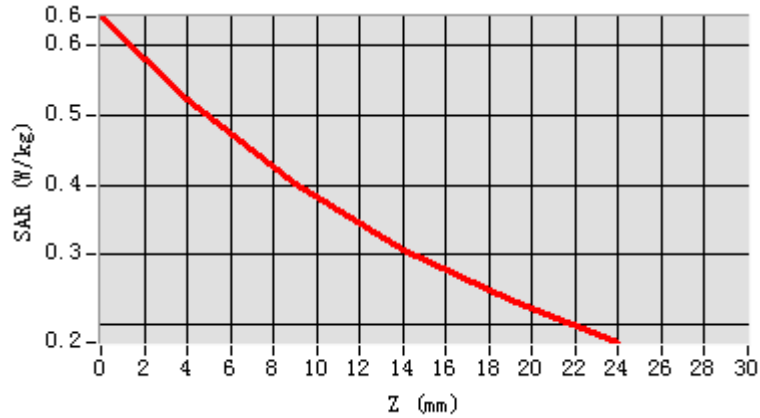


Maximum location: X=12.00, Y=30.00 SAR Peak: 0.64 W/kg

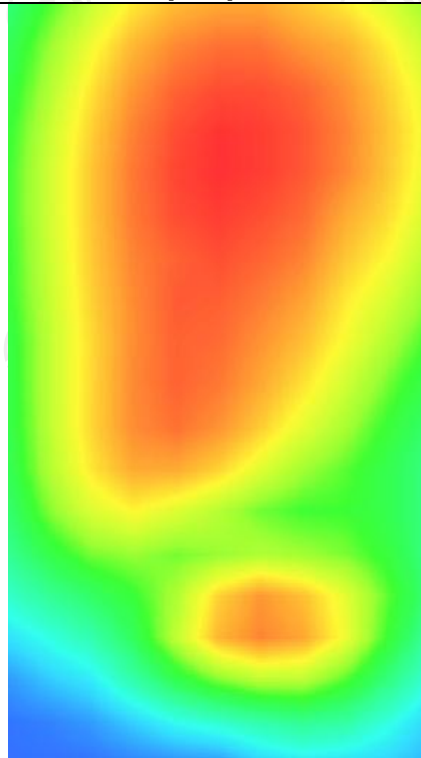
SAR 10g (W/Kg)	0.361133
SAR 1g (W/Kg)	0.216060



Z (mm)	0.00	4.00	9.00	14.00	19.00
SAR (W/Kg)	0.6395	0.5195	0.3921	0.3147	0.2095



Hot spot position



MEASUREMENT 3

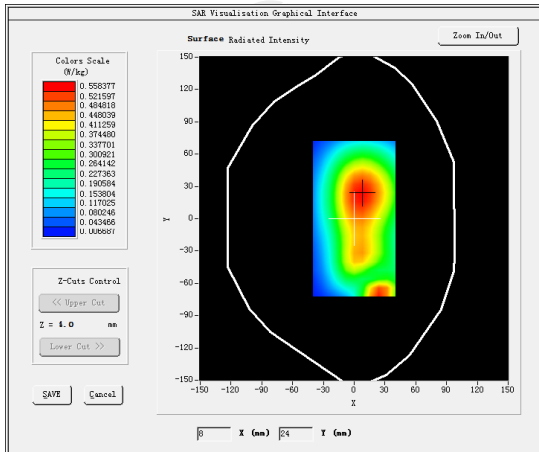
Lower Band SAR (Channel 26865):

Date: 09/13/2024

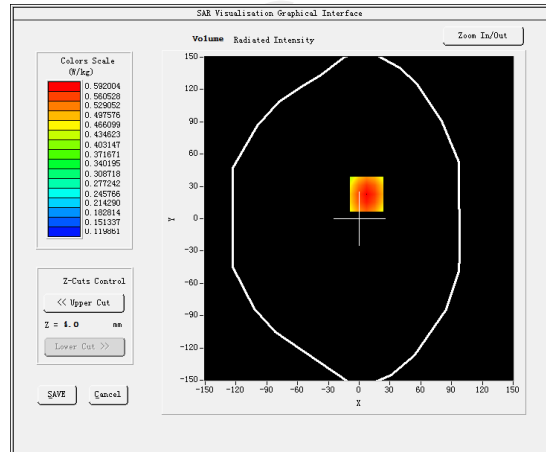
Frequency (MHz)	831.500000
Relative permittivity (real part)	41.417760
Relative permittivity (imaginary part)	18.129852
Conductivity (S/m)	0.874923
Variation (%)	2.580000
Crest Factor	1.0
Probe Conversion factor	1.80
E-Field Probe:	SSE2 (SN 25/22 EPGO375)
Area Scan	<u>dx=8mm dy=8mm, h= 5.00 mm</u>
ZoomScan	<u>5x5x7, dx=8mm dy=8mm</u> <u>dz=5mm, Complete/ndx=8mm dy=8mm, h=</u> <u>5.00 mm</u>

Phantom	<u>Validation plane</u>
Device Position	<u>Body back(hotspot 10mm)</u>
Band	<u>LTE band 26(1 RB#0)</u>

SURFACE SAR



VOLUME SAR



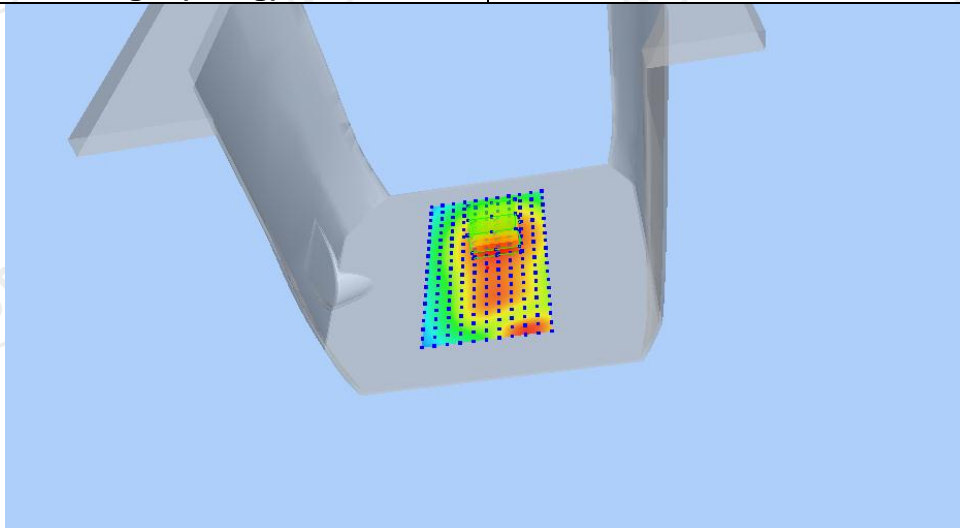
Maximum location: X=26.00, Y=18.00 SAR Peak: 0.73 W/kg

SAR 10g (W/Kg)

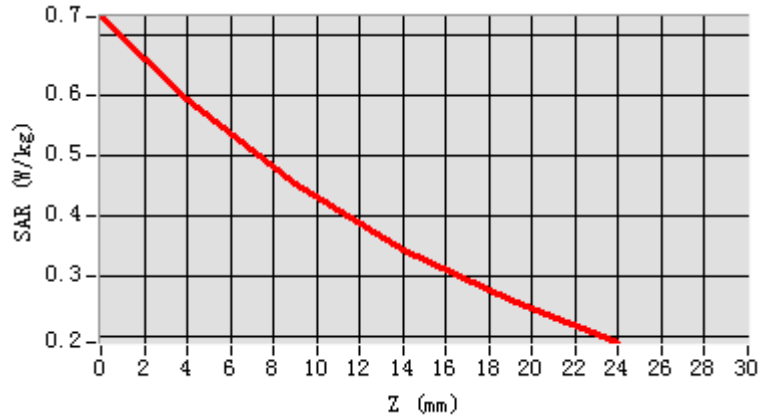
0.421454

SAR 1g (W/Kg)

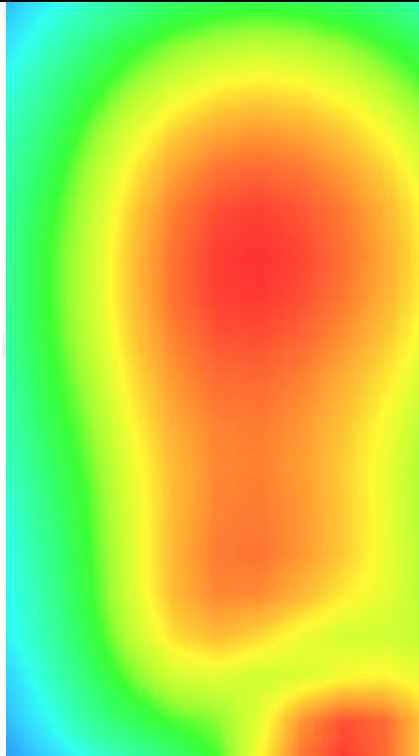
0.215530



Z (mm)	0.00	4.00	9.00	14.00	19.00
SAR (W/Kg)	0.7294	0.6021	0.4495	0.3385	0.2001



Hot spot position



LTE Band 41

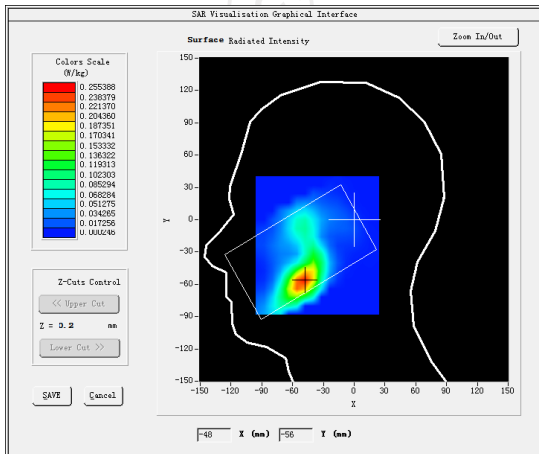
MEASUREMENT 1

Lower Band SAR (Channel 39750):

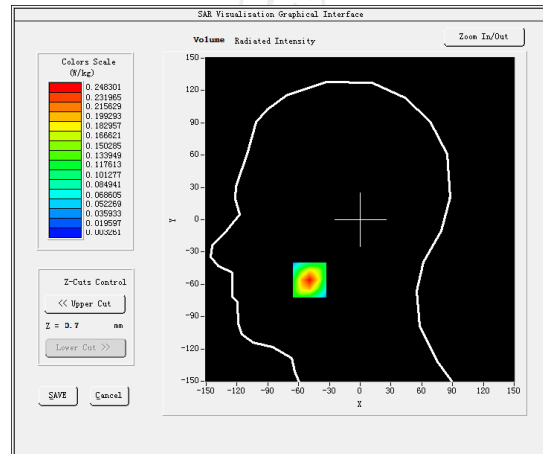
Date: 09/24/2024

Frequency (MHz)	2506.000000
Relative permittivity (real part)	38.862831
Relative permittivity (imaginary part)	13.546209
Conductivity (S/m)	1.932611
Variation (%)	-1.260000
Crest Factor	1.0
Probe Conversion factor	4.36
E-Field Probe:	SSE2 (SN 25/22 EPGO375)
Area Scan	<u>dx=8mm dy=8mm, h= 5.00 mm</u>
ZoomScan	<u>5x5x7, dx=8mm dy=8mm</u> <u>dz=5mm, Complete/ndx=8mm dy=8mm, h=</u> <u>5.00 mm</u>
Phantom	<u>Left head</u>
Device Position	<u>Cheek</u>
Band	<u>LTE band 41(1 RB#50)</u>

SURFACE SAR



VOLUME SAR



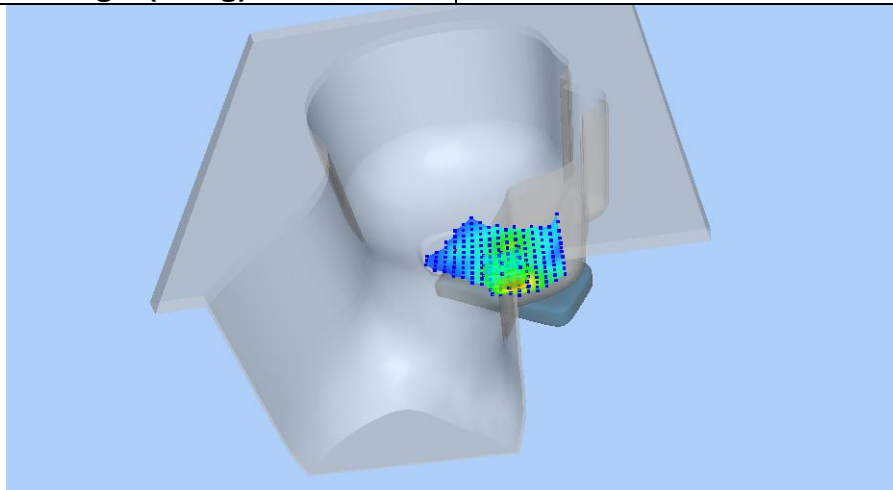
Maximum location: X=-19.00, Y=-26.00 SAR Peak: 0.41 W/kg

SAR 10g (W/Kg)

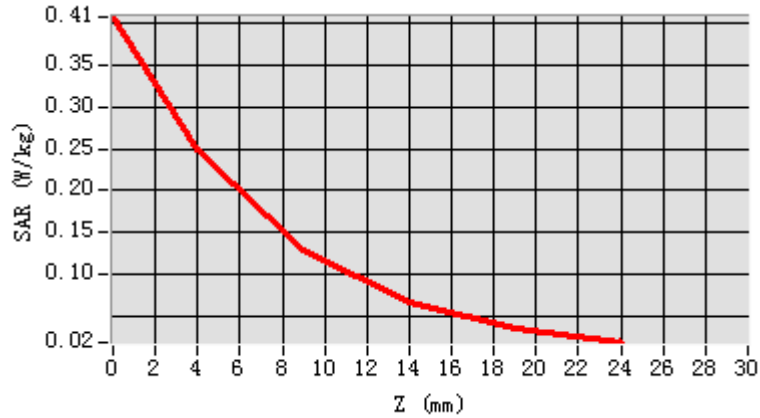
0.211552

SAR 1g (W/Kg)

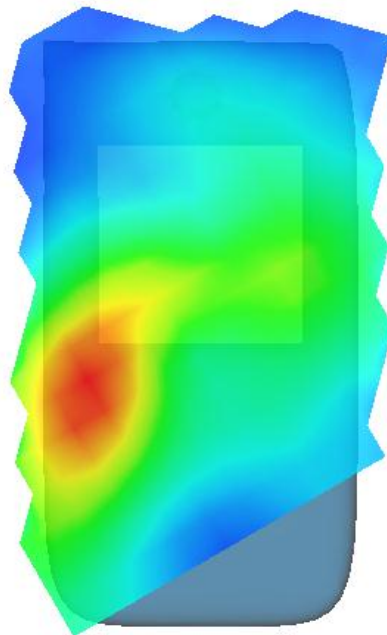
0.121455



Z (mm)	0.00	4.00	9.00	14.00	19.00
SAR (W/Kg)	0.4061	0.2471	0.1272	0.0656	0.0355



Hot spot position



MEASUREMENT 2

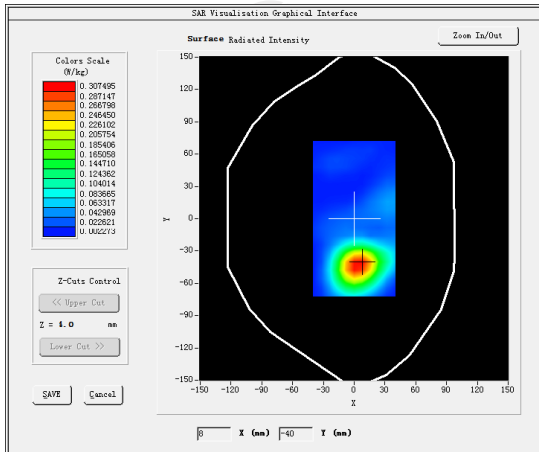
Lower Band SAR (Channel 39750):

Date: 09/24/2024

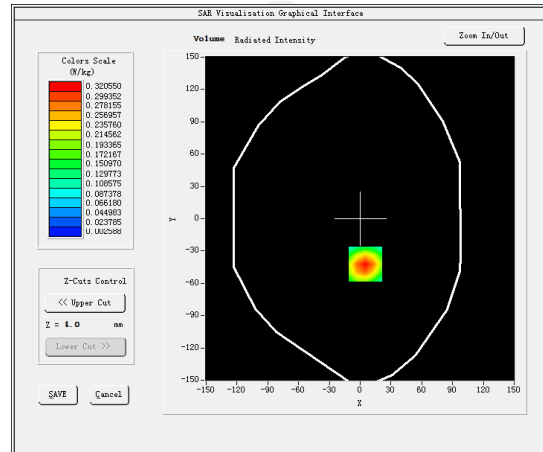
Frequency (MHz)	2506.000000
Relative permittivity (real part)	51.960667
Relative permittivity (imaginary part)	14.938428
Conductivity (S/m)	2.102536
Variation (%)	3.180000
Crest Factor	1.0
Probe Conversion factor	4.50
E-Field Probe:	SSE2 (SN 25/22 EPGO375)
Area Scan	<u>dx=8mm dy=8mm, h= 5.00 mm</u>
ZoomScan	<u>5x5x7, dx=8mm dy=8mm</u> <u>dz=5mm, Complete/ndx=8mm dy=8mm, h=</u> <u>5.00 mm</u>

Phantom	Validation plane
Device Position	Body back(10mm)
Band	<u>LTE band 41(1 RB#50)</u>

SURFACE SAR

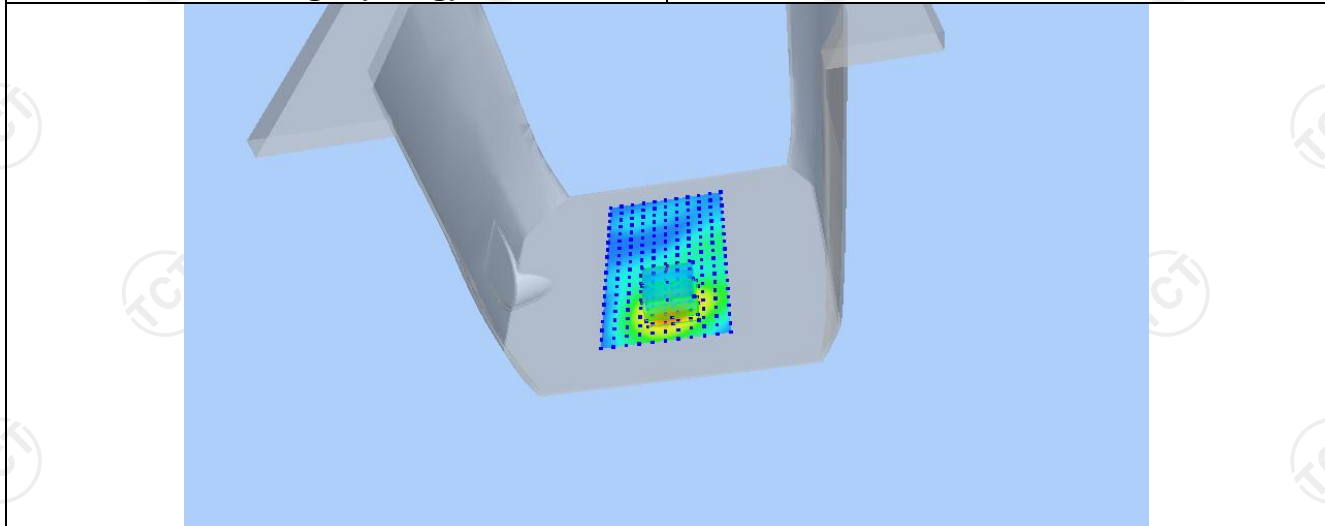


VOLUME SAR

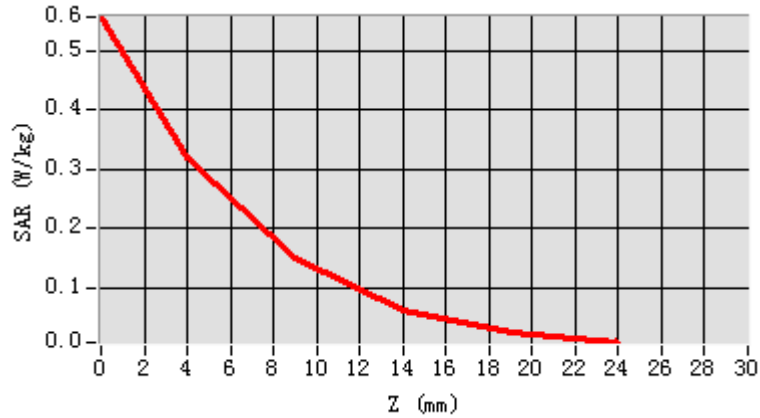


Maximum location: X=5.00, Y=-42.00 SAR Peak: 0.56 W/kg

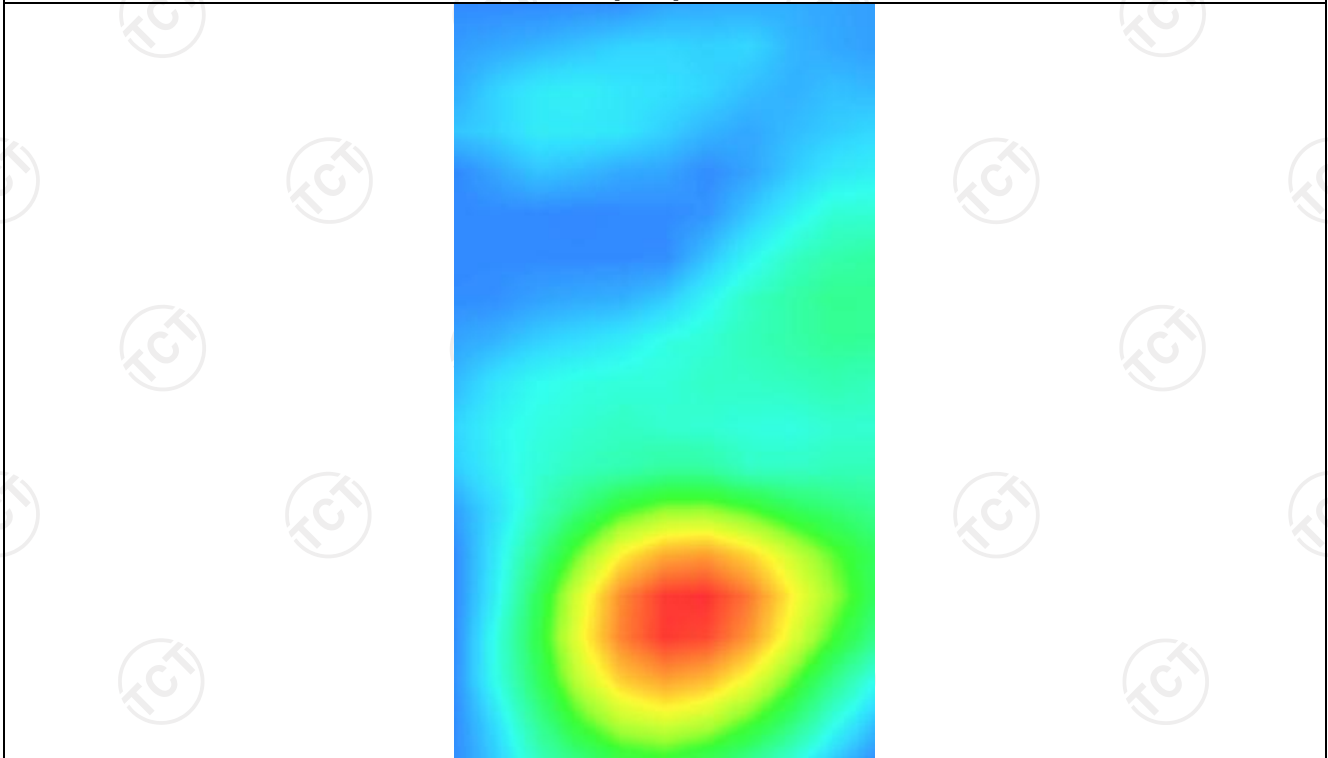
SAR 10g (W/Kg)	0.244922
SAR 1g (W/Kg)	0.175120



Z (mm)	0.00	4.00	9.00	14.00	19.00
SAR (W/Kg)	0.5568	0.3206	0.1482	0.0630	0.0249



Hot spot position



MEASUREMENT 3

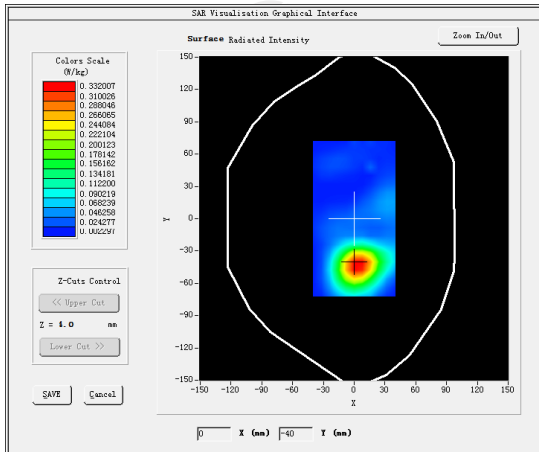
Lower Band SAR (Channel 39750):

Date: 09/24/2024

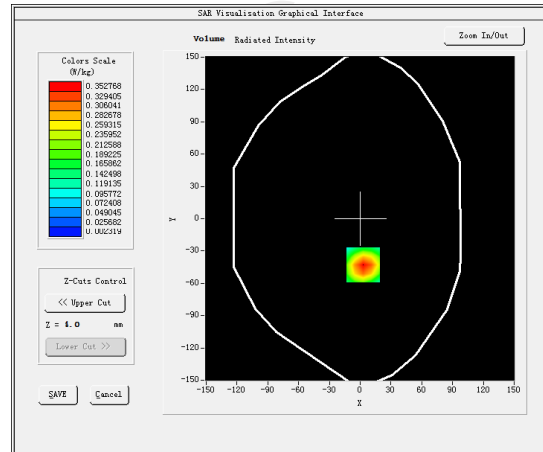
Frequency (MHz)	2506.000000
Relative permittivity (real part)	51.960667
Relative permittivity (imaginary part)	14.938428
Conductivity (S/m)	2.102536
Variation (%)	3.180000
Crest Factor	1.0
Probe Conversion factor	4.50
E-Field Probe:	SSE2 (SN 25/22 EPGO375)
Area Scan	<u>dx=8mm dy=8mm, h= 5.00 mm</u>
ZoomScan	<u>5x5x7, dx=8mm dy=8mm</u> <u>dz=5mm, Complete/ndx=8mm dy=8mm, h=</u> <u>5.00 mm</u>

Phantom	Validation plane
Device Position	Body back(hotspot 10mm)
Band	<u>LTE band 41(1 RB#50)</u>

SURFACE SAR

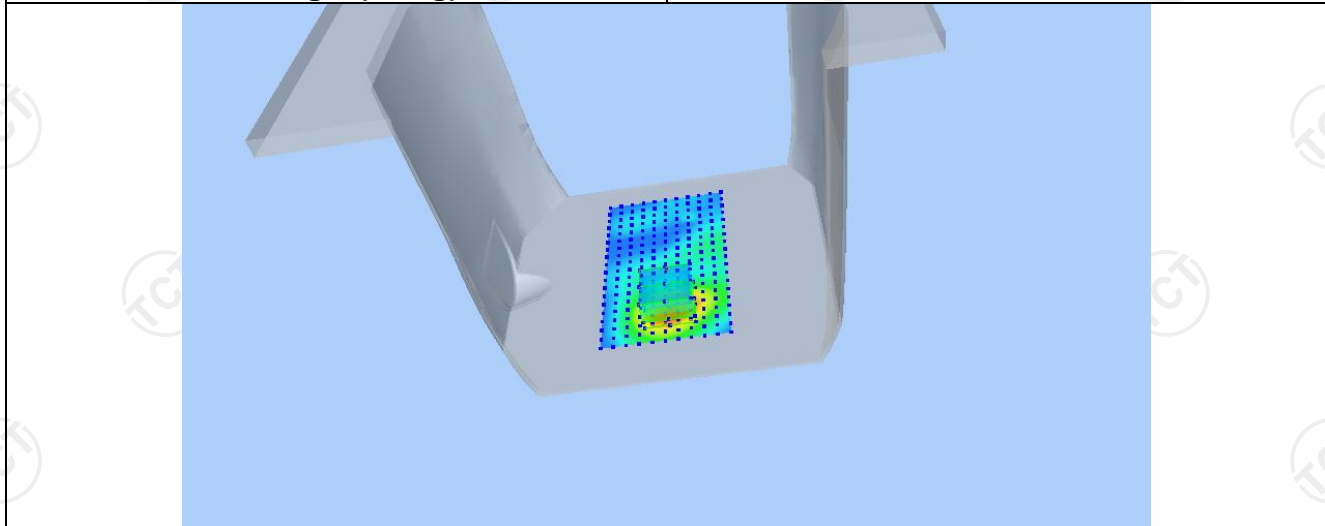


VOLUME SAR

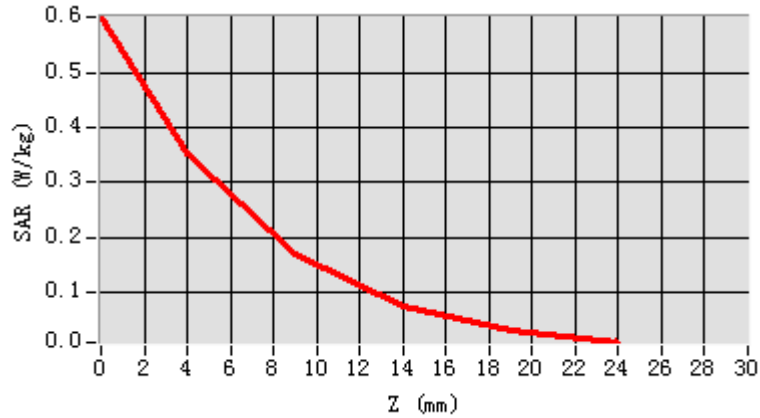


Maximum location: X=4.00, Y=-40.00 SAR Peak: 0.60 W/kg

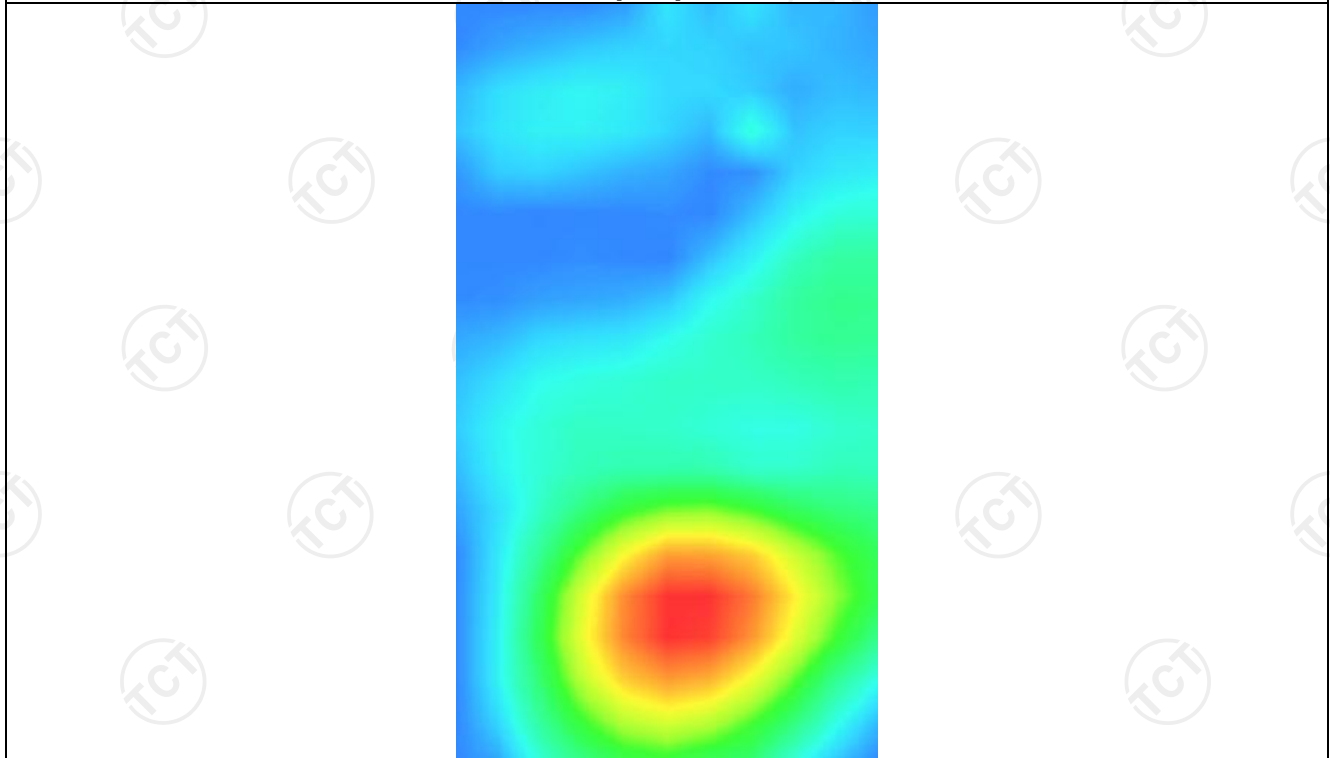
SAR 10g (W/Kg)	0.257130
SAR 1g (W/Kg)	0.175301



Z (mm)	0.00	4.00	9.00	14.00	19.00
SAR (W/Kg)	0.6005	0.3517	0.1663	0.0719	0.0279



Hot spot position



LTE Band 66

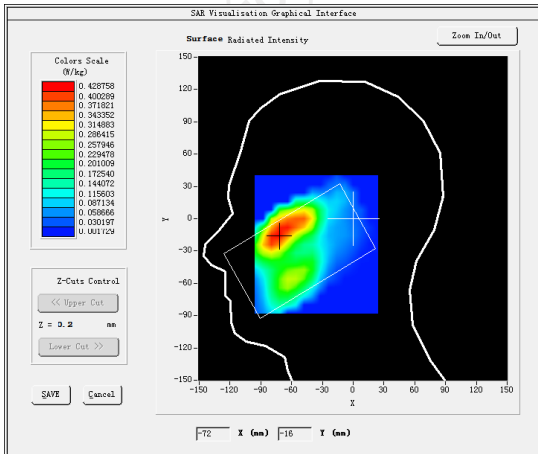
MEASUREMENT 1

Middle Band SAR (Channel 132322):

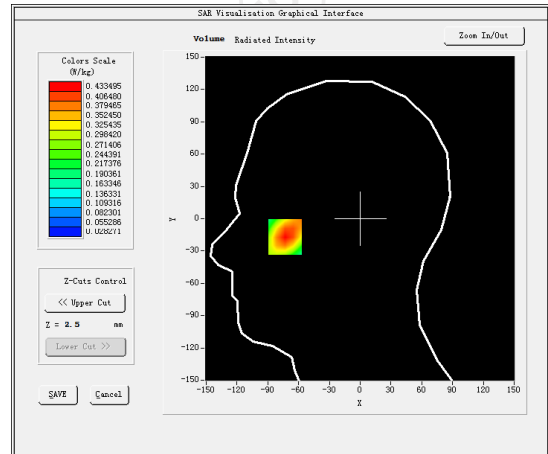
Date: 09/18/2024

Frequency (MHz)	1745.000000
Relative permittivity (real part)	39.111249
Relative permittivity (imaginary part)	12.468850
Conductivity (S/m)	1.340792
Variation (%)	2.790000
Crest Factor	1.0
Probe Conversion factor	2.08
E-Field Probe:	SSE2 (SN 25/22 EPG0375)
Area Scan	<u>dx=8mm dy=8mm, h= 5.00 mm</u>
ZoomScan	<u>5x5x7, dx=8mm dy=8mm</u> <u>dz=5mm, Complete/ndx=8mm dy=8mm, h=</u> <u>5.00 mm</u>
Phantom	<u>Left head</u>
Device Position	<u>Cheek</u>
Band	<u>LTE band 66(1 RB#50)</u>

SURFACE SAR



VOLUME SAR



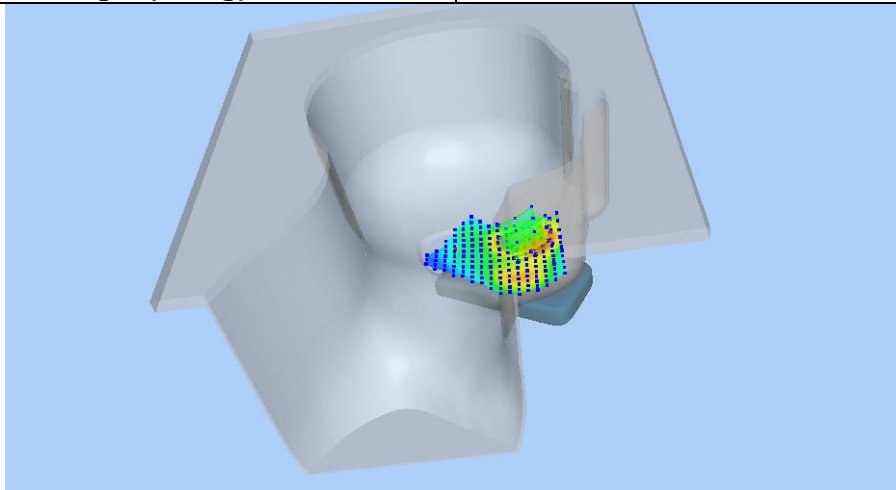
Maximum location: X=-70.00, Y=-25.00 SAR Peak: 4.51 W/kg

SAR 10g (W/Kg)

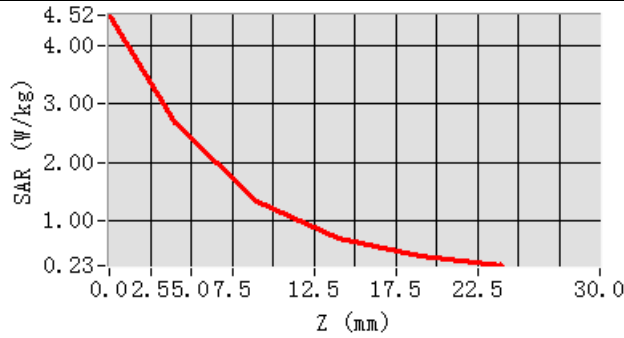
1.253224

SAR 1g (W/Kg)

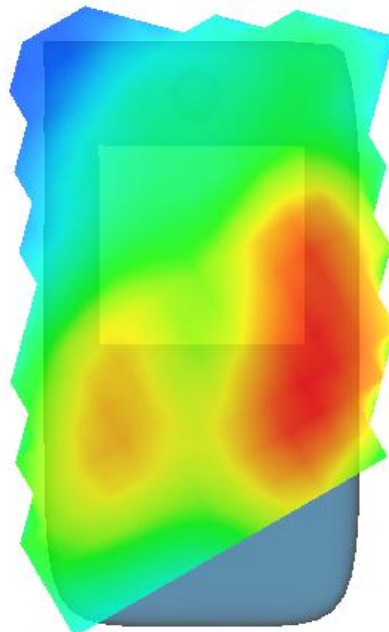
0.921750



Z (mm)	0.00	4.00	9.00	14.00	19.00
SAR (W/Kg)	4.5190	2.6824	1.3453	0.6877	0.3906



Hot spot position



MEASUREMENT 2

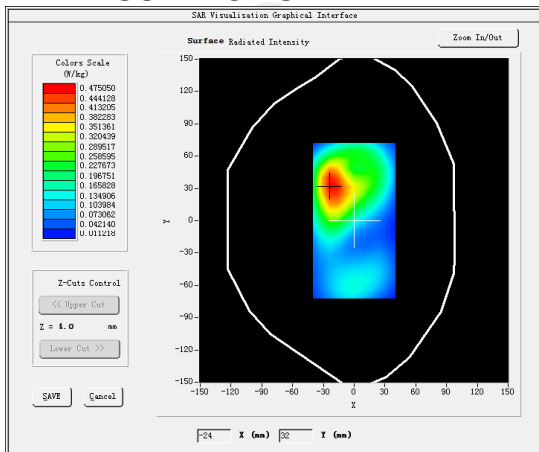
Middle Band SAR (Channel 132322):

Date: 09/18/2024

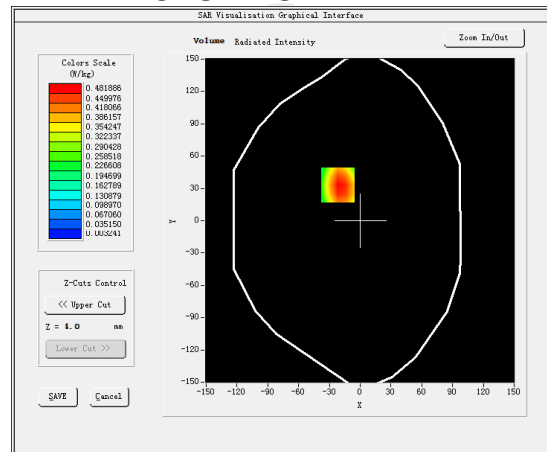
Frequency (MHz)	1745.000000
Relative permittivity (real part)	53.341249
Relative permittivity (imaginary part)	15.168850
Conductivity (S/m)	1.492592
Variation (%)	2.390000
Crest Factor	1.0
Probe Conversion factor	2.16
E-Field Probe:	SSE2 (SN 25/22 EPGO375)
Area Scan	<u>dx=8mm dy=8mm, h= 5.00 mm</u>
ZoomScan	<u>5x5x7, dx=8mm dy=8mm</u> <u>dz=5mm, Complete/ndx=8mm dy=8mm, h=</u> <u>5.00 mm</u>

Phantom	<u>Validation plane</u>
Device Position	<u>Body back(10mm)</u>
Band	<u>LTE band 66(1 RB#50)</u>

SURFACE SAR



VOLUME SAR



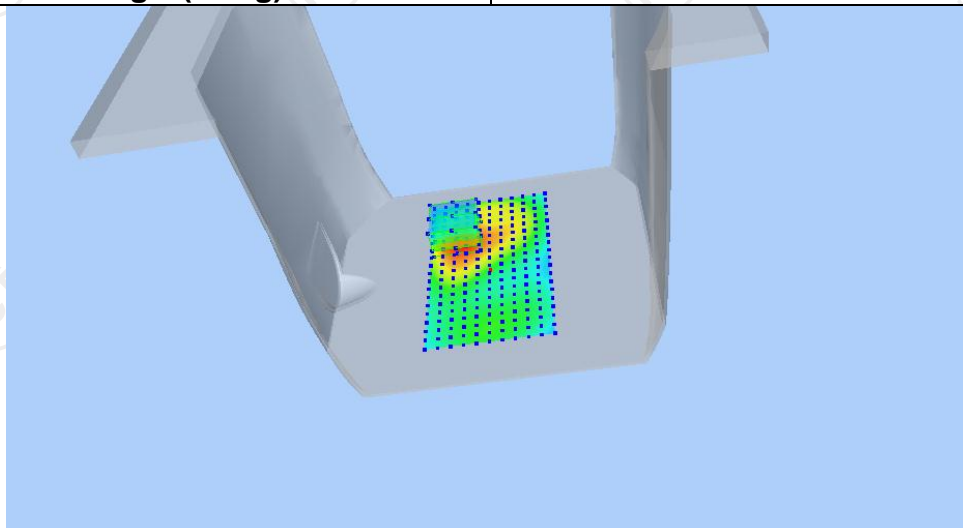
Maximum location: X=-20.00, Y=30.00 SAR Peak: 0.85 W/kg

SAR 10g (W/Kg)

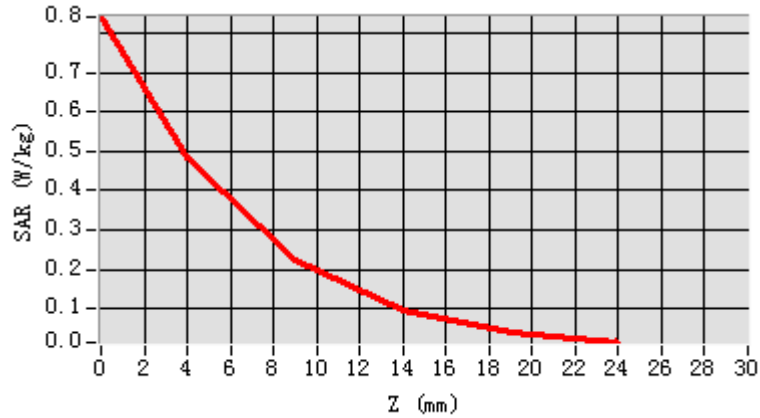
0.436850

SAR 1g (W/Kg)

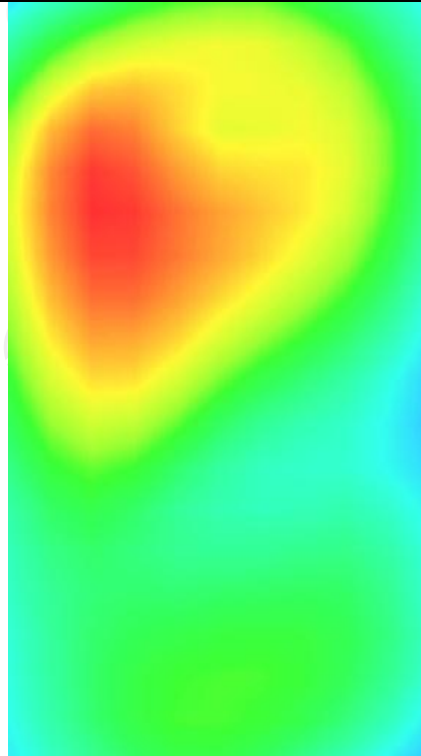
0.262112



Z (mm)	0.00	4.00	9.00	14.00	19.00
SAR (W/Kg)	0.8401	0.4819	0.2230	0.0970	0.0421



Hot spot position



MEASUREMENT 3

Middle Band SAR (Channel 132422):

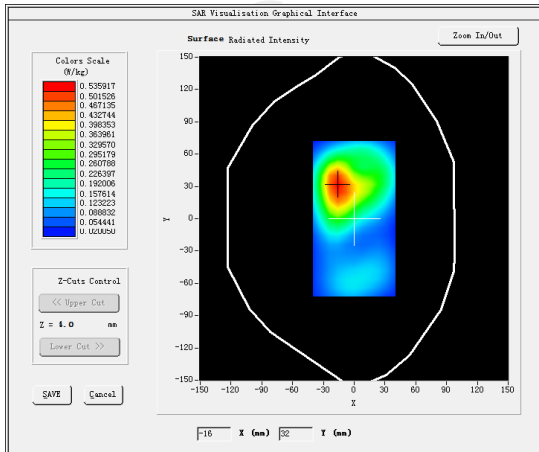
Date: 09/18/2024

Frequency (MHz)	1745.000000
Relative permittivity (real part)	53.341249
Relative permittivity (imaginary part)	15.168850
Conductivity (S/m)	1.492592
Variation (%)	2.390000
Crest Factor	1.0
Probe Conversion factor	2.16
E-Field Probe:	SSE2 (SN 25/22 EPGO375)
Area Scan	<u>dx=8mm dy=8mm, h= 5.00 mm</u>
ZoomScan	<u>5x5x7, dx=8mm dy=8mm</u> <u>dz=5mm, Complete/ndx=8mm dy=8mm, h=</u> <u>5.00 mm</u>

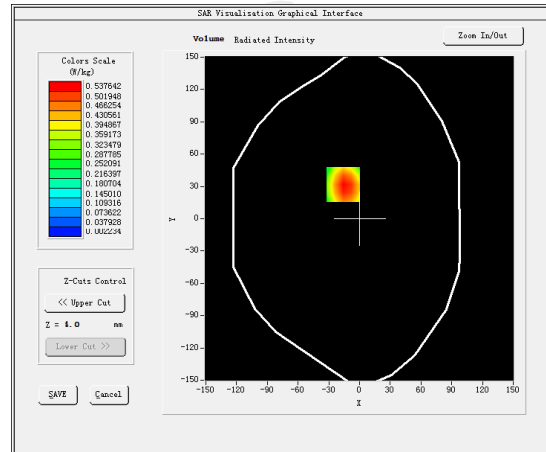
Phantom	Validation plane
Device Position	Body back(hotspot 10mm)

Band	<u>LTE band 66(1 RB#50)</u>
------	-----------------------------

SURFACE SAR

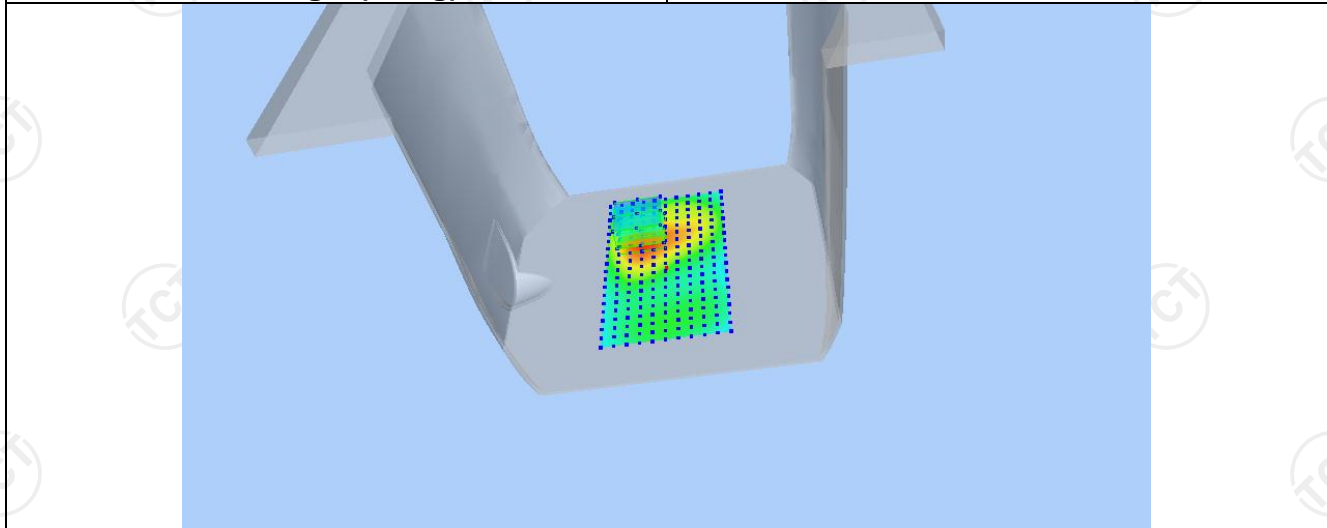


VOLUME SAR

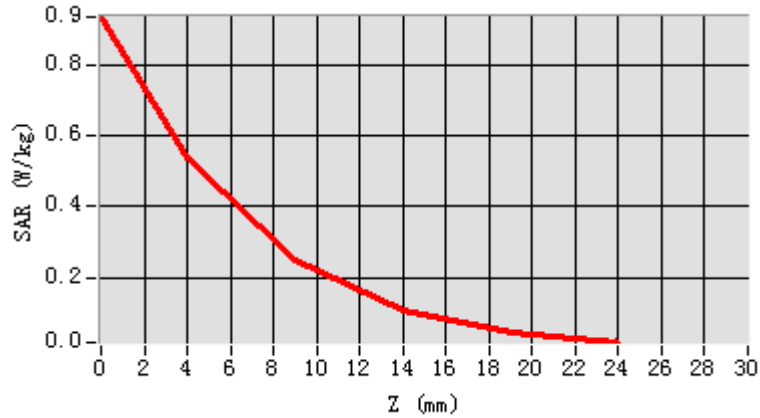


Maximum location: X=-14.00, Y=30.00 SAR Peak: 0.94 W/kg

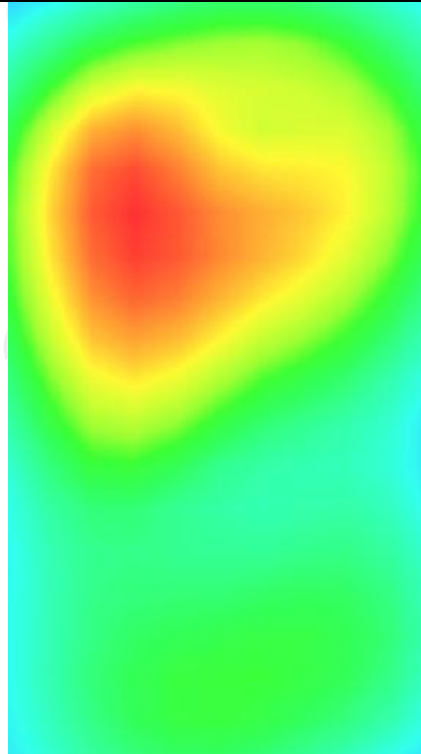
SAR 10g (W/Kg)	0.565146
SAR 1g (W/Kg)	0.262124



Z (mm)	0.00	4.00	9.00	14.00	19.00
SAR (W/Kg)	0.9355	0.5376	0.2491	0.1082	0.0456



Hot spot position



LTE Band 71

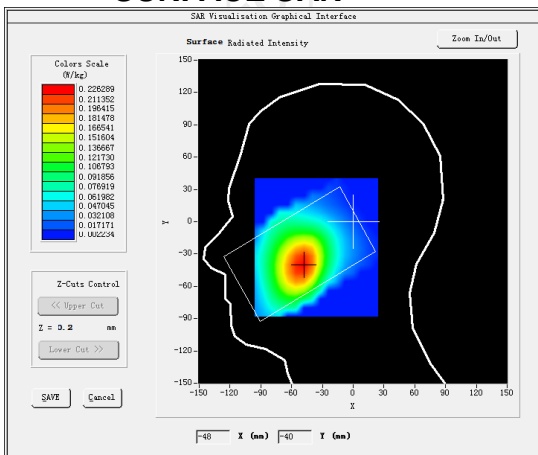
MEASUREMENT 1

Middle Band SAR (Channel 133322):

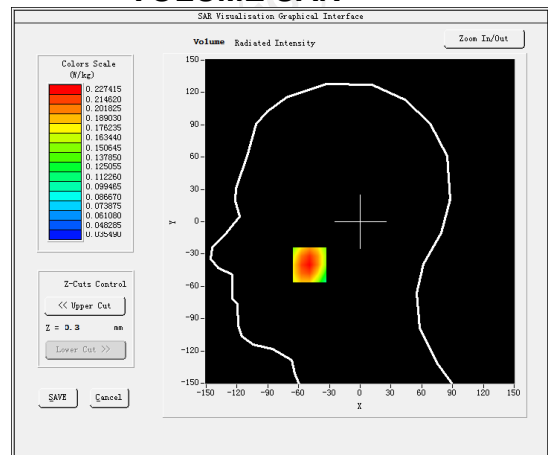
Date: 09/11/2024

Frequency (MHz)	683.000000
Relative permittivity (real part)	41.432976
Relative permittivity (imaginary part)	12.468860
Conductivity (S/m)	0.862835
Variation (%)	-2.390000
Crest Factor	1.0
Probe Conversion factor	1.80
E-Field Probe:	SSE2 (SN 25/22 EPG0375)
Area Scan	<u>dx=8mm dy=8mm, h= 5.00 mm</u>
ZoomScan	<u>5x5x7, dx=8mm dy=8mm</u> <u>dz=5mm, Complete/ndx=8mm dy=8mm, h=</u> <u>5.00 mm</u>
Phantom	<u>Left head</u>
Device Position	<u>Cheek</u>
Band	<u>LTE band 71(1 RB#50)</u>

SURFACE SAR



VOLUME SAR



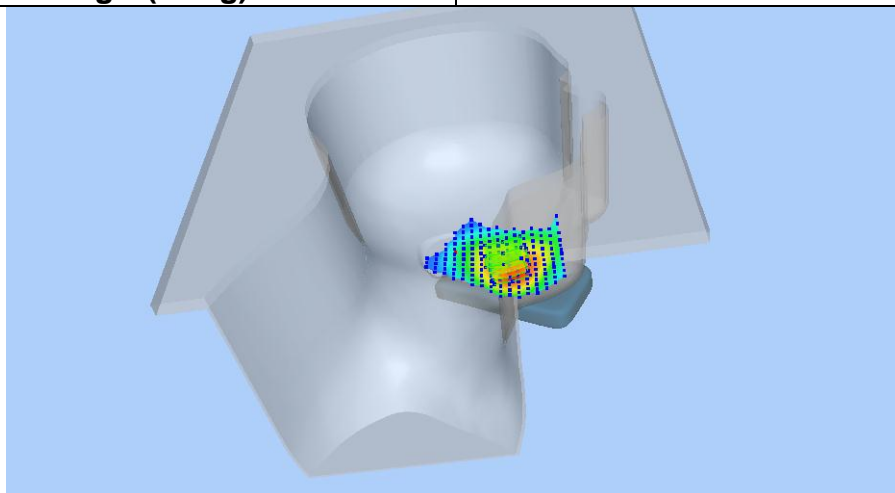
Maximum location: X=-40.00, Y=-41.00 SAR Peak: 0.22 W/kg

SAR 10g (W/Kg)

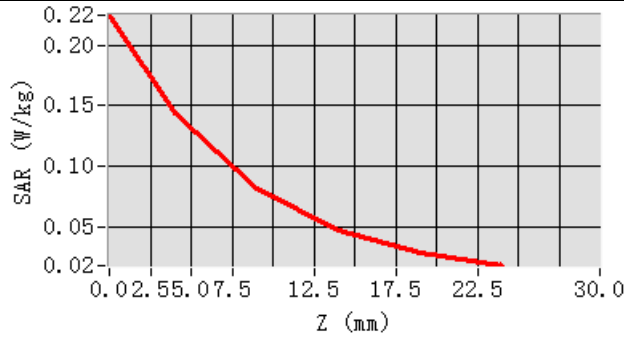
0.157551

SAR 1g (W/Kg)

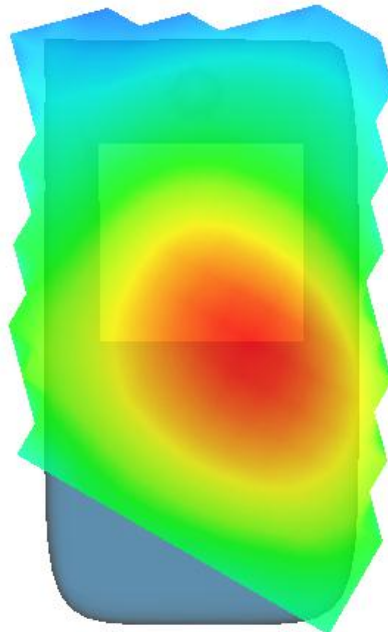
0.056212



Z (mm)	0.00	4.00	9.00	14.00	19.00
SAR (W/Kg)	0.2247	0.1440	0.0809	0.0463	0.0283



Hot spot position



MEASUREMENT 2

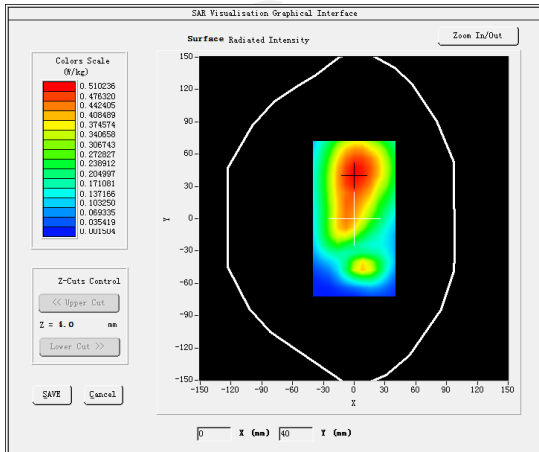
Middle Band SAR (Channel 133322):

Date: 09/11/2024

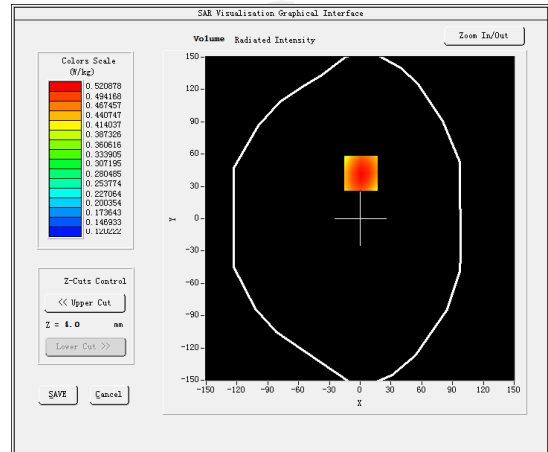
Frequency (MHz)	683.000000
Relative permittivity (real part)	55.260832
Relative permittivity (imaginary part)	12.468860
Conductivity (S/m)	0.934272
Variation (%)	4.560000
Crest Factor	1.0
Probe Conversion factor	1.86
E-Field Probe:	SSE2 (SN 25/22 EPGO375)
Area Scan	<u>dx=8mm dy=8mm, h= 5.00 mm</u>
ZoomScan	<u>5x5x7, dx=8mm dy=8mm</u> <u>dz=5mm, Complete/ndx=8mm dy=8mm, h=</u> <u>5.00 mm</u>

Phantom	<u>Validation plane</u>
Device Position	<u>Body back(10mm)</u>
Band	<u>LTE band 71(1 RB#50)</u>

SURFACE SAR

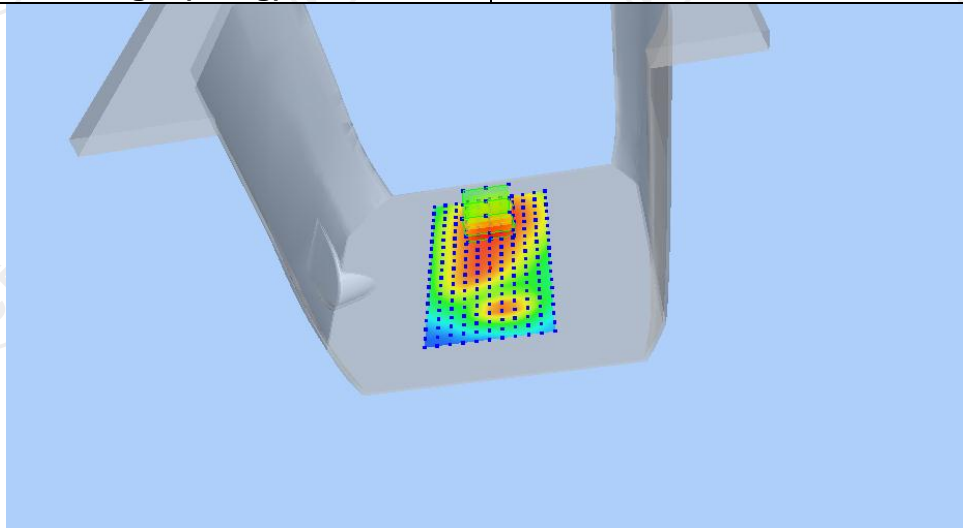


VOLUME SAR

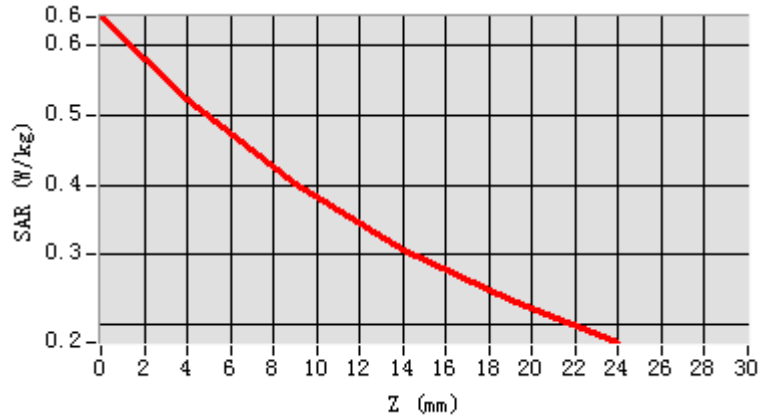


Maximum location: X=2.00, Y=32.00 SAR Peak: 0.52 W/kg

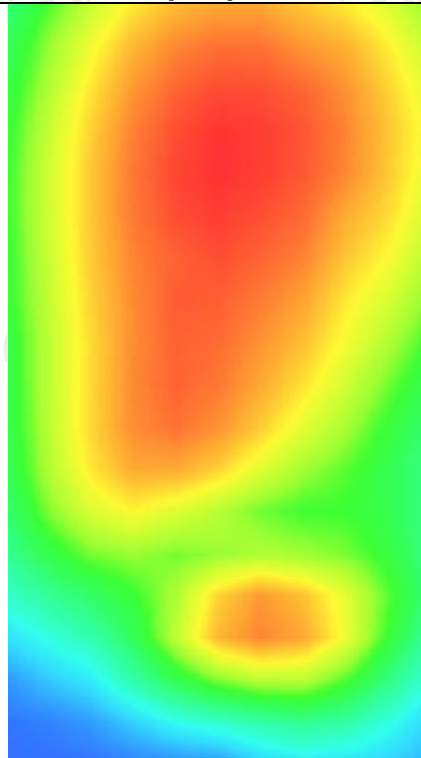
SAR 10g (W/Kg)	0.501244
SAR 1g (W/Kg)	0.307571



Z (mm)	0.00	4.00	9.00	14.00	19.00
SAR (W/Kg)	0.6443	0.5218	0.4011	0.3054	0.2324



Hot spot position



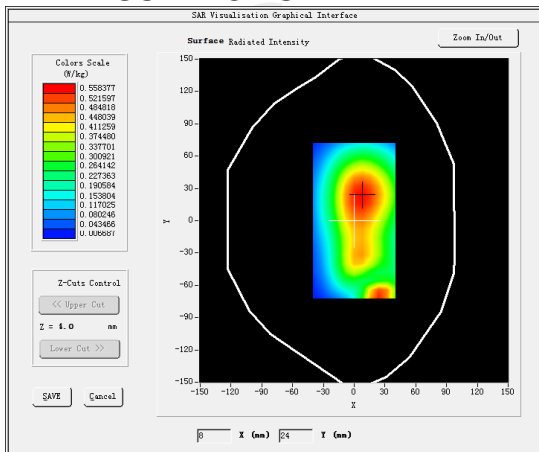
MEASUREMENT 3

Middle Band SAR (Channel 133322):

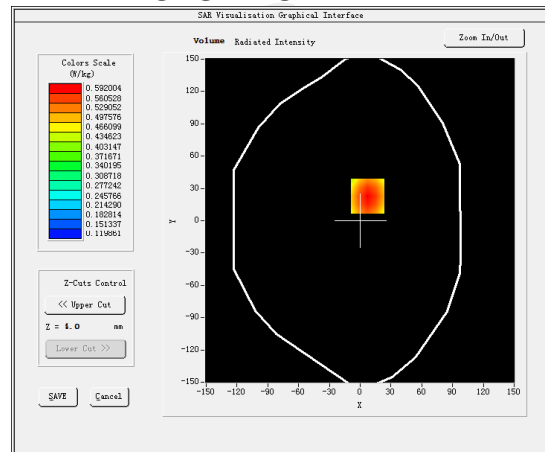
Date: 09/11/2024

Frequency (MHz)	683.000000
Relative permittivity (real part)	55.260832
Relative permittivity (imaginary part)	12.468860
Conductivity (S/m)	0.934272
Variation (%)	4.560000
Crest Factor	1.0
Probe Conversion factor	1.86
E-Field Probe:	SSE2 (SN 25/22 EPGO375)
Area Scan	<u>dx=8mm dy=8mm, h= 5.00 mm</u>
ZoomScan	<u>5x5x7, dx=8mm dy=8mm</u> <u>dz=5mm, Complete/ndx=8mm dy=8mm, h=</u> <u>5.00 mm</u>
Phantom	<u>Validation plane</u>
Device Position	<u>Body back(hotspot 10mm)</u>
Band	<u>LTE band 71(1 RB#50)</u>

SURFACE SAR



VOLUME SAR



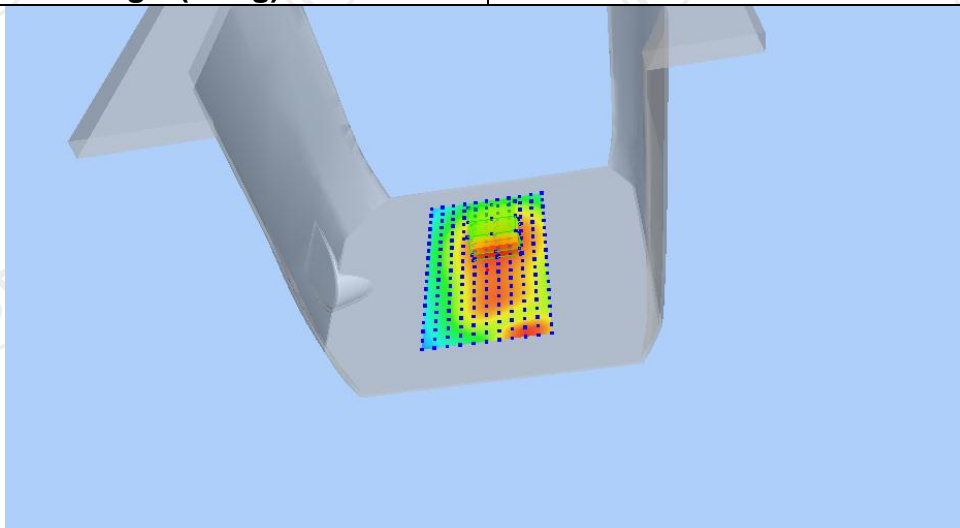
Maximum location: X=6.00, Y=12.00 SAR Peak: 0.73 W/kg

SAR 10g (W/Kg)

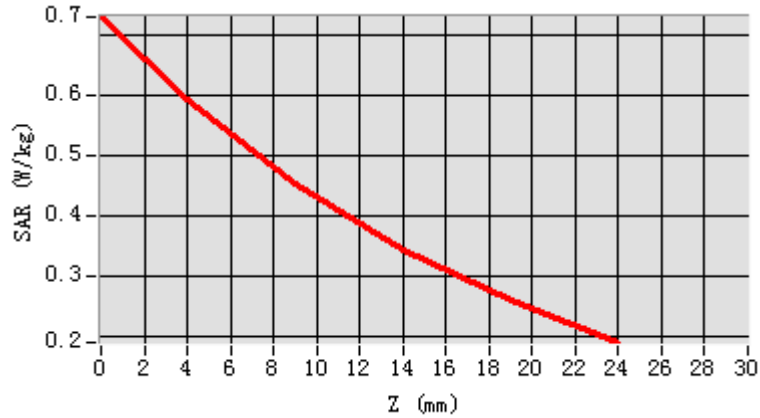
0.411566

SAR 1g (W/Kg)

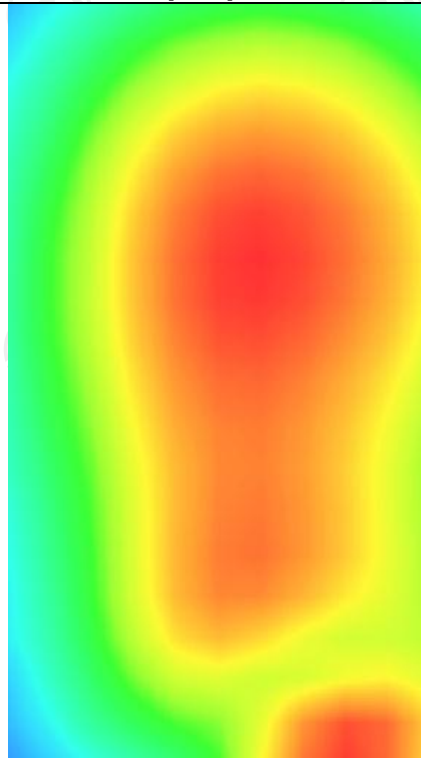
0.307731



Z (mm)	0.00	4.00	9.00	14.00	19.00
SAR (W/Kg)	0.7311	0.5944	0.4521	0.3422	0.2562



Hot spot position



5G NR N2

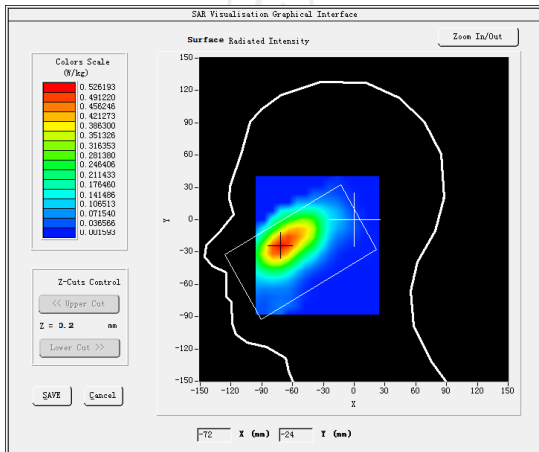
MEASUREMENT 1

Hight Band SAR (Channel 380000):

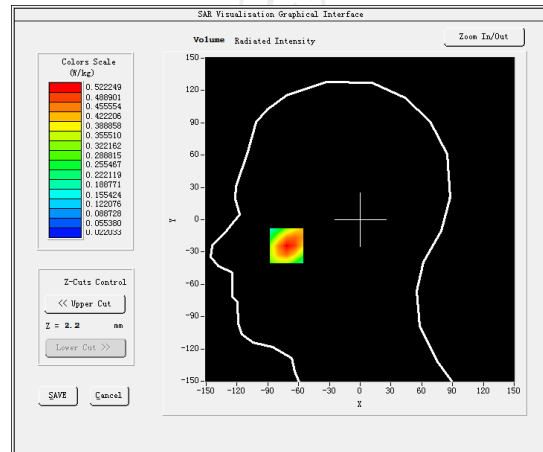
Date: 09/20/2024

Frequency (MHz)	1900.000000
Relative permittivity (real part)	39.065208
Relative permittivity (imaginary part)	12.607628
Conductivity (S/m)	1.382108
Variation (%)	-1.610000
Crest Factor	1.0
Probe Conversion factor	2.23
E-Field Probe:	SSE2 (SN 25/22 EPGO375)
Area Scan	<u>dx=8mm dy=8mm, h= 5.00 mm</u>
ZoomScan	<u>5x5x7,dx=8mm dy=8mm</u> <u>dz=5mm,Complete/ndx=8mm dy=8mm, h=</u> <u>5.00 mm</u>
Phantom	<u>Left head</u>
Device Position	<u>Cheek</u>
Band	<u>NR N2</u>

SURFACE SAR



VOLUME SAR



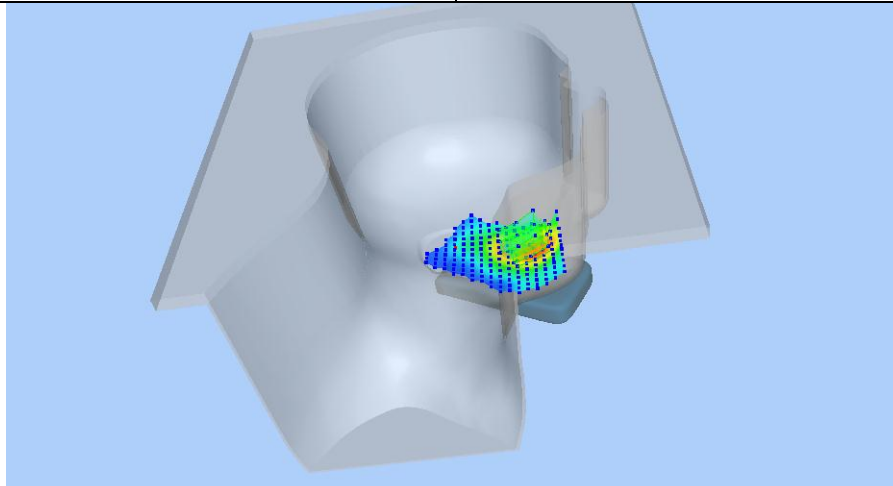
Maximum location: X=-20.00, Y=-24.00 SAR Peak: 0.62 W/kg

SAR 10g (W/Kg)

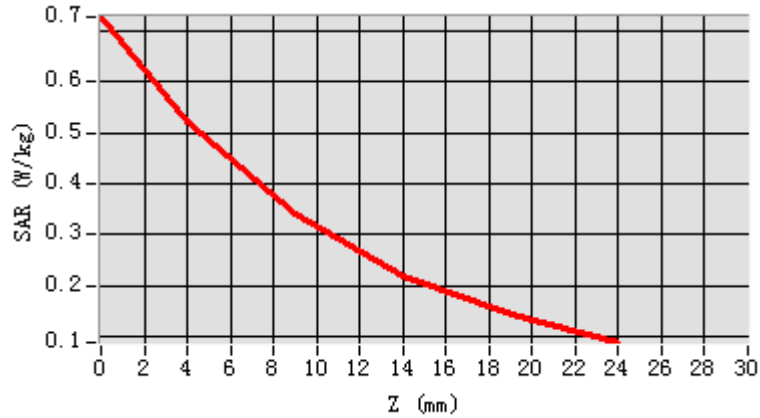
0.203810

SAR 1g (W/Kg)

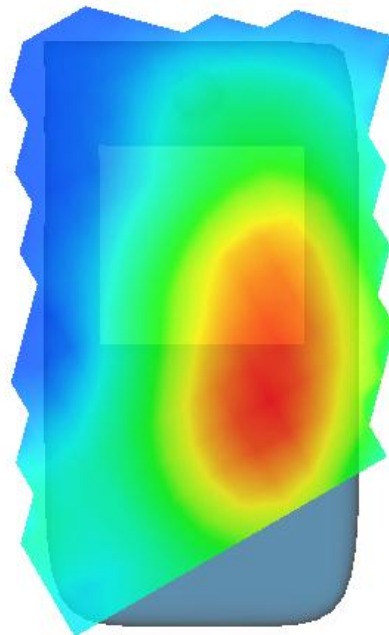
0.174110



Z (mm)	0.00	4.00	9.00	14.00	19.00
SAR (W/Kg)	0.6282	0.4222	0.3397	0.2201	0.1424



Hot spot position



MEASUREMENT 2

Hight Band SAR (Channel 380000):

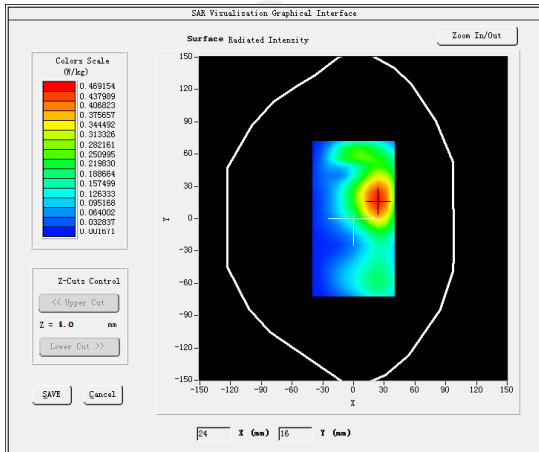
Date: 09/20/2024

Frequency (MHz)	1900.000000
Relative permittivity (real part)	53.291337
Relative permittivity (imaginary part)	14.232400
Conductivity (S/m)	1.531736
Variation (%)	-1.880000
Crest Factor	1.0
Probe Conversion factor	2.32
E-Field Probe:	SSE2 (SN 25/22 EPGO375)
Area Scan	<u>dx=8mm dy=8mm, h= 5.00 mm</u>
ZoomScan	<u>5x5x7,dx=8mm dy=8mm</u> <u>dz=5mm,Complete/ndx=8mm dy=8mm, h=</u> <u>5.00 mm</u>

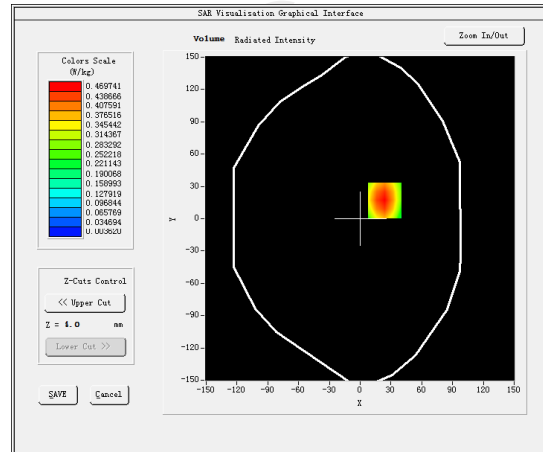
Phantom	<u>Validation plane</u>
Device Position	<u>Body back(10mm)</u>

Band	<u>NR N2</u>
-------------	--------------

SURFACE SAR

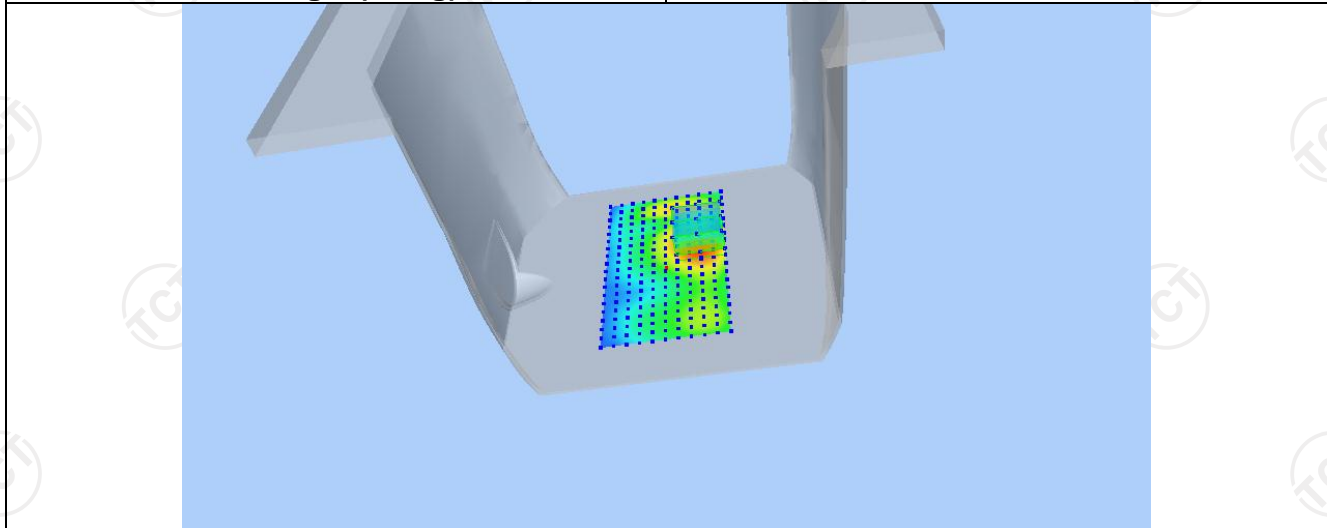


VOLUME SAR

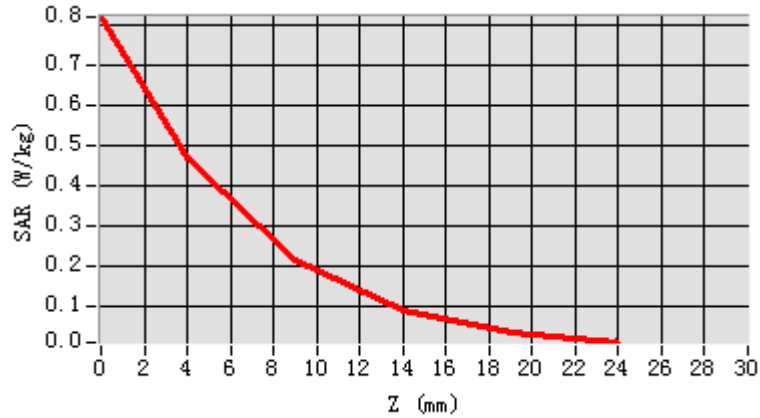


Maximum location: X=26.00, Y=19.00 SAR Peak: 0.82 W/kg

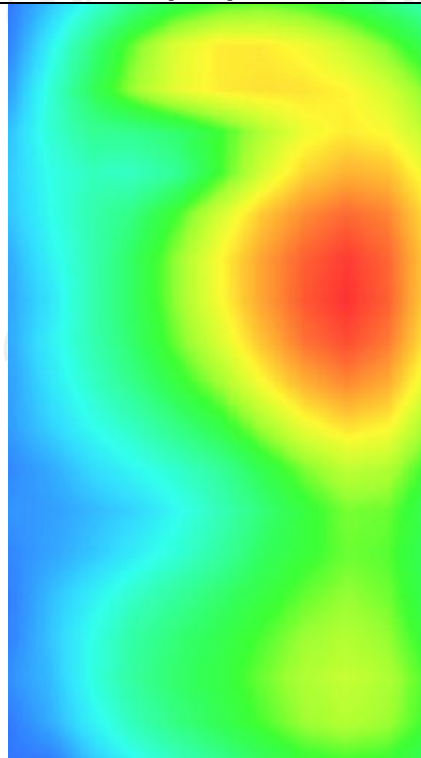
SAR 10g (W/Kg)	0.227129
SAR 1g (W/Kg)	0.374050



Z (mm)	0.00	4.00	9.00	14.00	19.00
SAR (W/Kg)	0.8200	0.4342	0.2142	0.0900	0.0345



Hot spot position



MEASUREMENT 3

High Band SAR (Channel 380000):

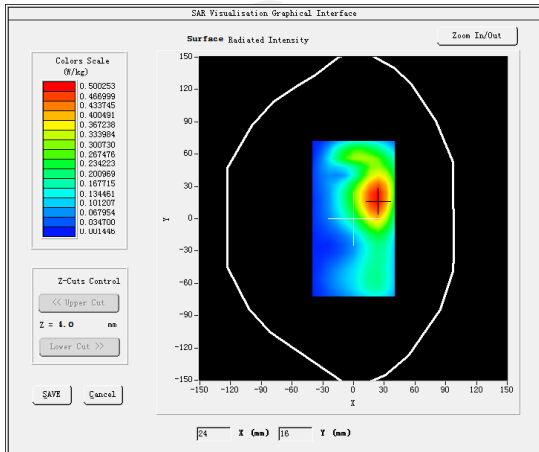
Date: 09/20/2024

Frequency (MHz)	1900.000000
Relative permittivity (real part)	53.291337
Relative permittivity (imaginary part)	14.232400
Conductivity (S/m)	1.531736
Variation (%)	-1.880000
Crest Factor	1.0
Probe Conversion factor	2.32
E-Field Probe:	SSE2 (SN 25/22 EPGO375)
Area Scan	<u>dx=8mm dy=8mm, h= 5.00 mm</u>
ZoomScan	<u>5x5x7, dx=8mm dy=8mm</u> <u>dz=5mm, Complete/ndx=8mm dy=8mm, h=</u> <u>5.00 mm</u>

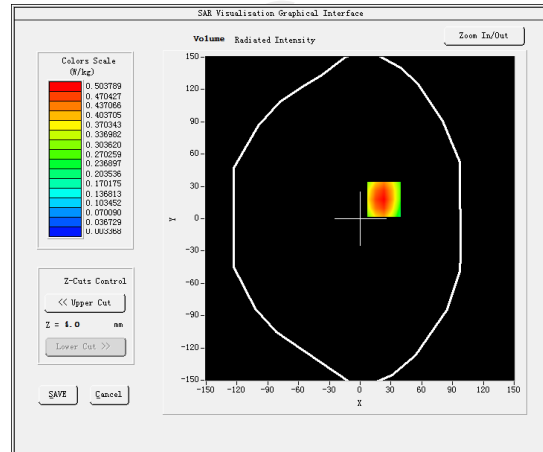
Phantom	<u>Validation plane</u>
Device Position	<u>Body back(hotspot 10mm)</u>

Band	<u>NR N2</u>
------	--------------

SURFACE SAR

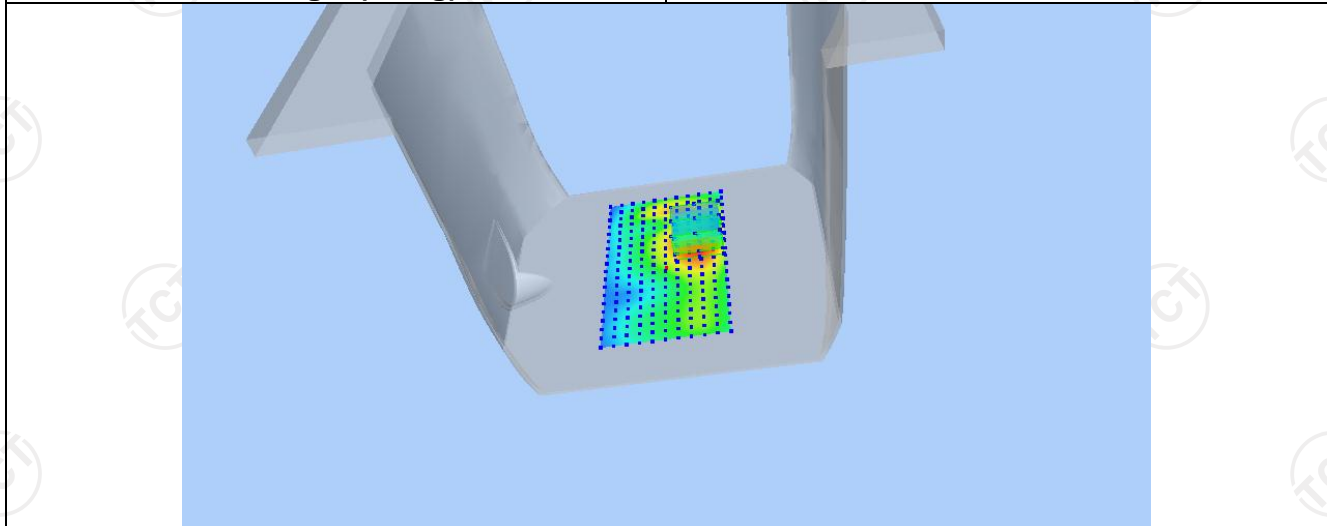


VOLUME SAR

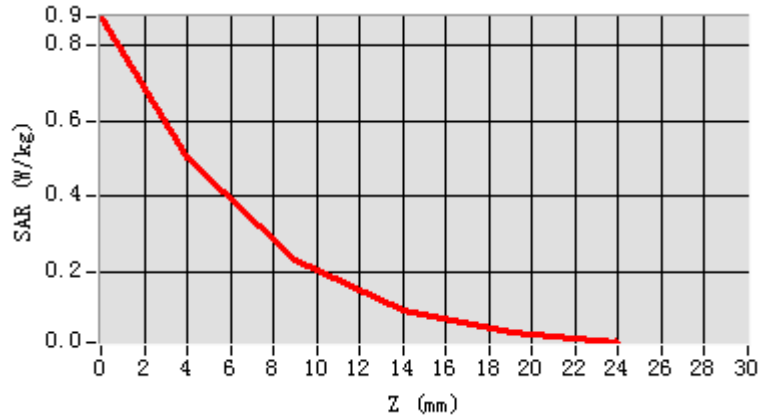


Maximum location: X=15.00, Y=20.00 SAR Peak: 0.87 W/kg

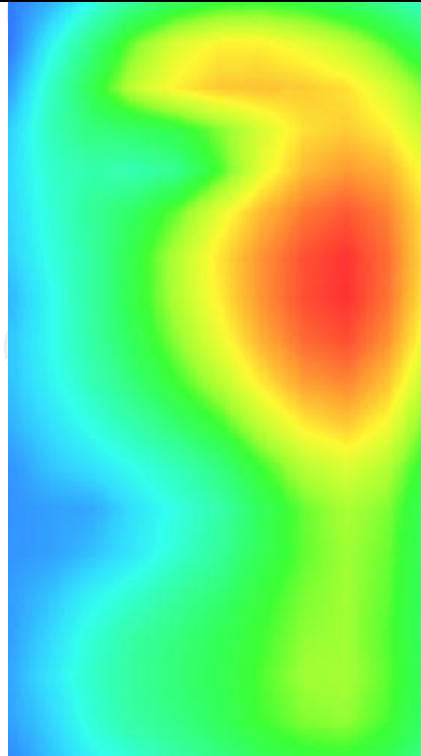
SAR 10g (W/Kg)	0.243211
SAR 1g (W/Kg)	0.374330



Z (mm)	0.00	4.00	9.00	14.00	19.00
SAR (W/Kg)	0.8721	0.5112	0.1933	0.0877	0.0287



Hot spot position



5G NR N5

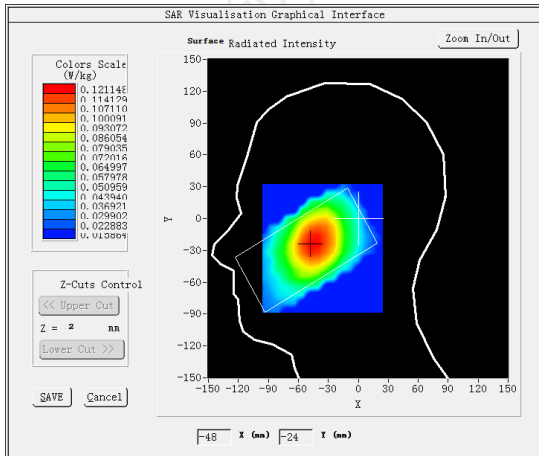
MEASUREMENT 1

Lower Band SAR (Channel 166800):

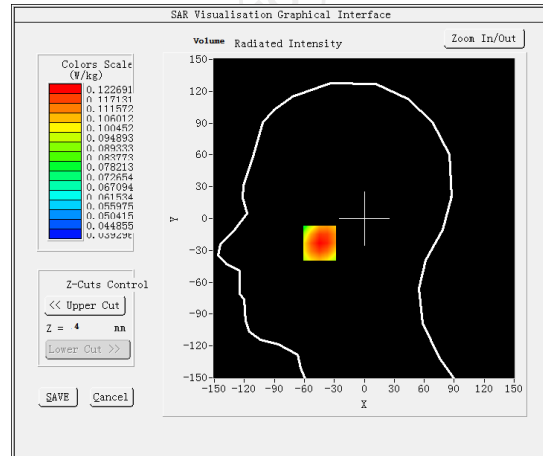
Date: 09/13/2024

Frequency (MHz)	834.000000
Relative permittivity (real part)	41.432976
Relative permittivity (imaginary part)	12.468860
Conductivity (S/m)	0.862835
Variation (%)	1.250000
Crest Factor	1.0
Probe Conversion factor	1.80
E-Field Probe:	SSE2 (SN 25/22 EPG0375)
Area Scan	<u>dx=8mm dy=8mm, h= 5.00 mm</u>
ZoomScan	<u>5x5x7, dx=8mm dy=8mm</u> <u>dz=5mm, Complete/ndx=8mm dy=8mm, h=</u> <u>5.00 mm</u>
Phantom	<u>Left head</u>
Device Position	<u>Cheek</u>
Band	<u>NR N5</u>

SURFACE SAR



VOLUME SAR



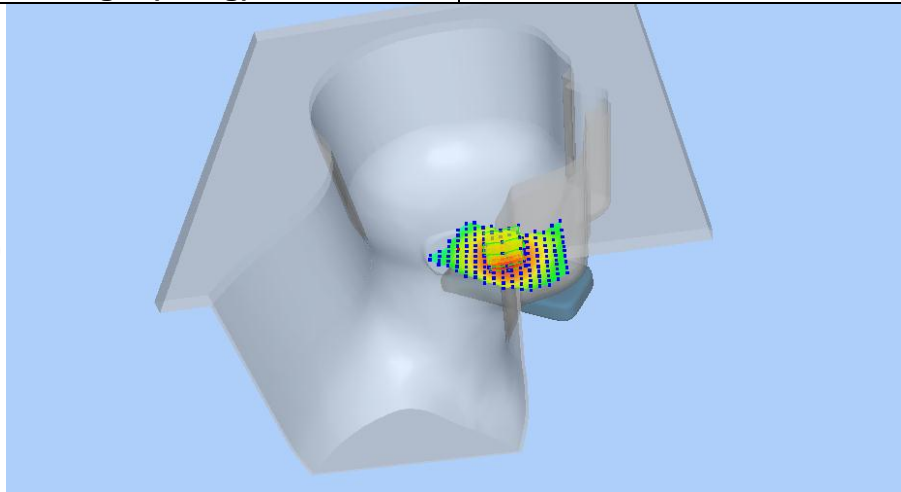
Maximum location: X=-45.00, Y=-23.00 SAR Peak: 0.15 W/kg

SAR 10g (W/Kg)

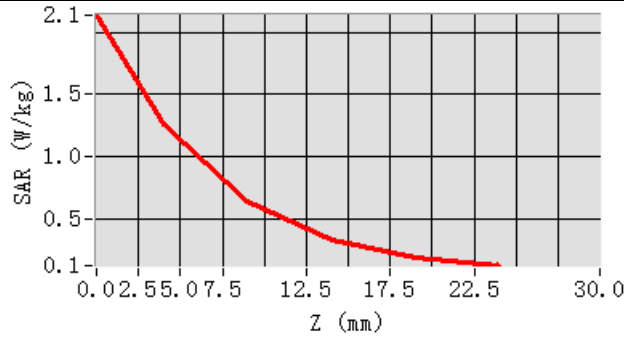
0.092698

SAR 1g (W/Kg)

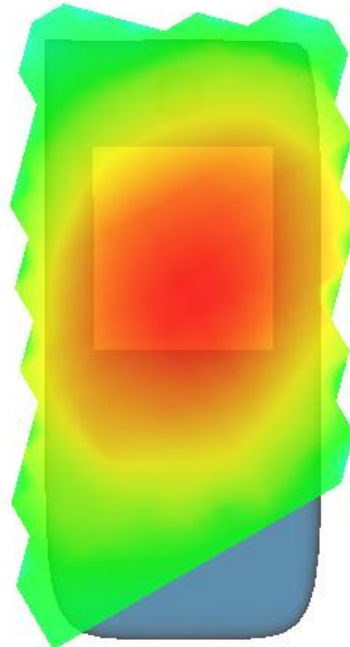
0.662454



Z (mm)	0.00	4.00	9.00	14.00	19.00
SAR (W/Kg)	2.1012	1.2210	0.6412	0.3274	0.1961



Hot spot position



MEASUREMENT 2

Lower Band SAR (Channel 166800):

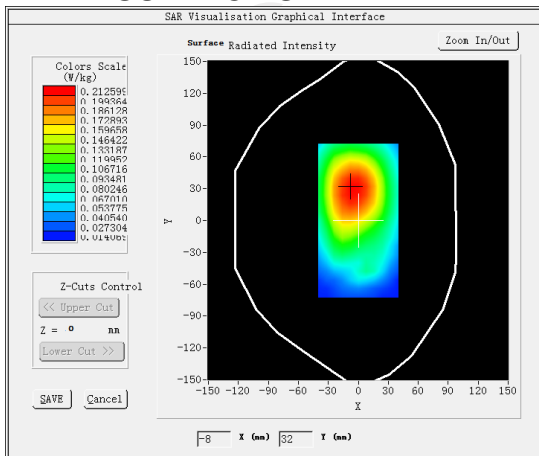
Date: 09/13/2024

Frequency (MHz)	834.000000
Relative permittivity (real part)	55.260832
Relative permittivity (imaginary part)	12.468860
Conductivity (S/m)	0.934272
Variation (%)	2.450000
Crest Factor	1.0
Probe Conversion factor	1.86
E-Field Probe:	SSE2 (SN 25/22 EPGO375)
Area Scan	<u>dx=8mm dy=8mm, h= 5.00 mm</u>
ZoomScan	<u>5x5x7, dx=8mm dy=8mm</u> <u>dz=5mm, Complete/ndx=8mm dy=8mm, h=</u> <u>5.00 mm</u>

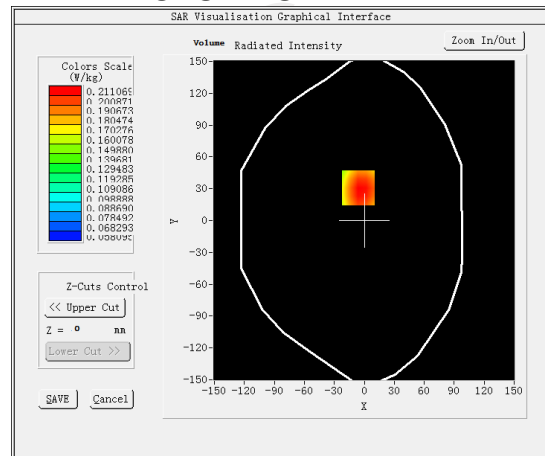
Phantom	<u>Validation plane</u>
Device Position	<u>Body back(10mm)</u>

Band	<u>NR N5</u>
------	--------------

SURFACE SAR

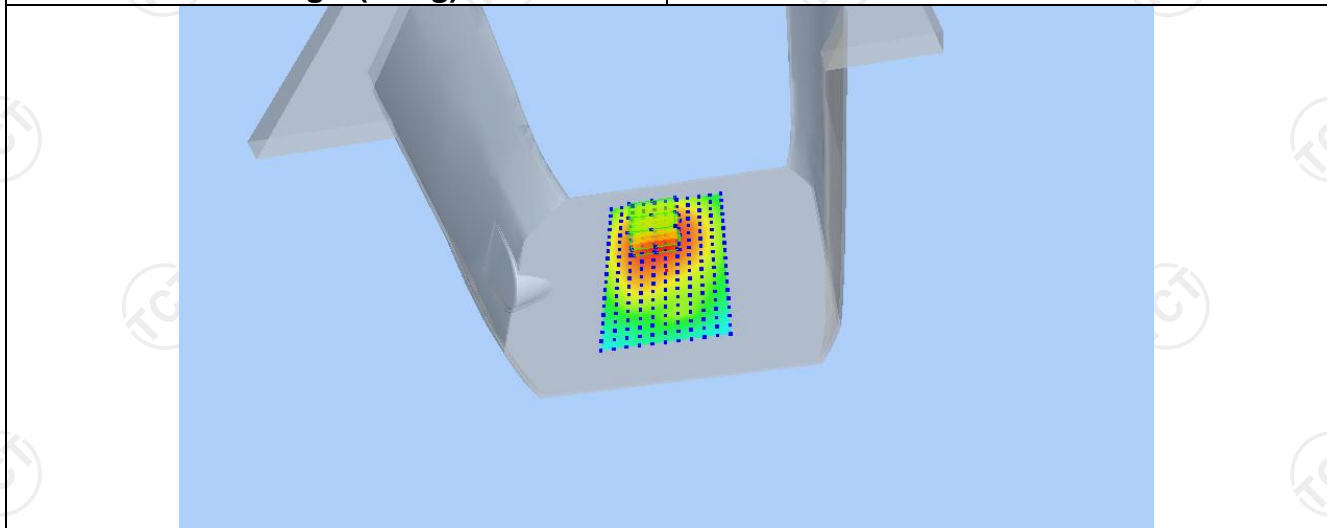


VOLUME SAR

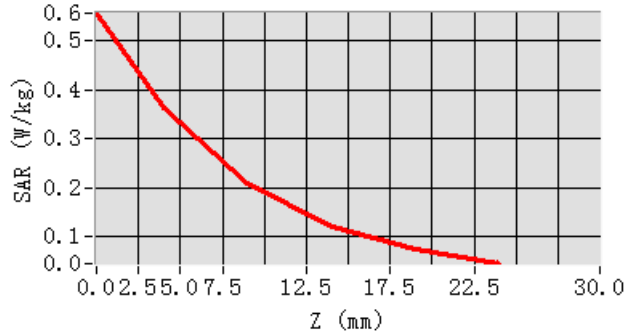


Maximum location: X=-6.00, Y=31.00 SAR Peak: 0.55 W/kg

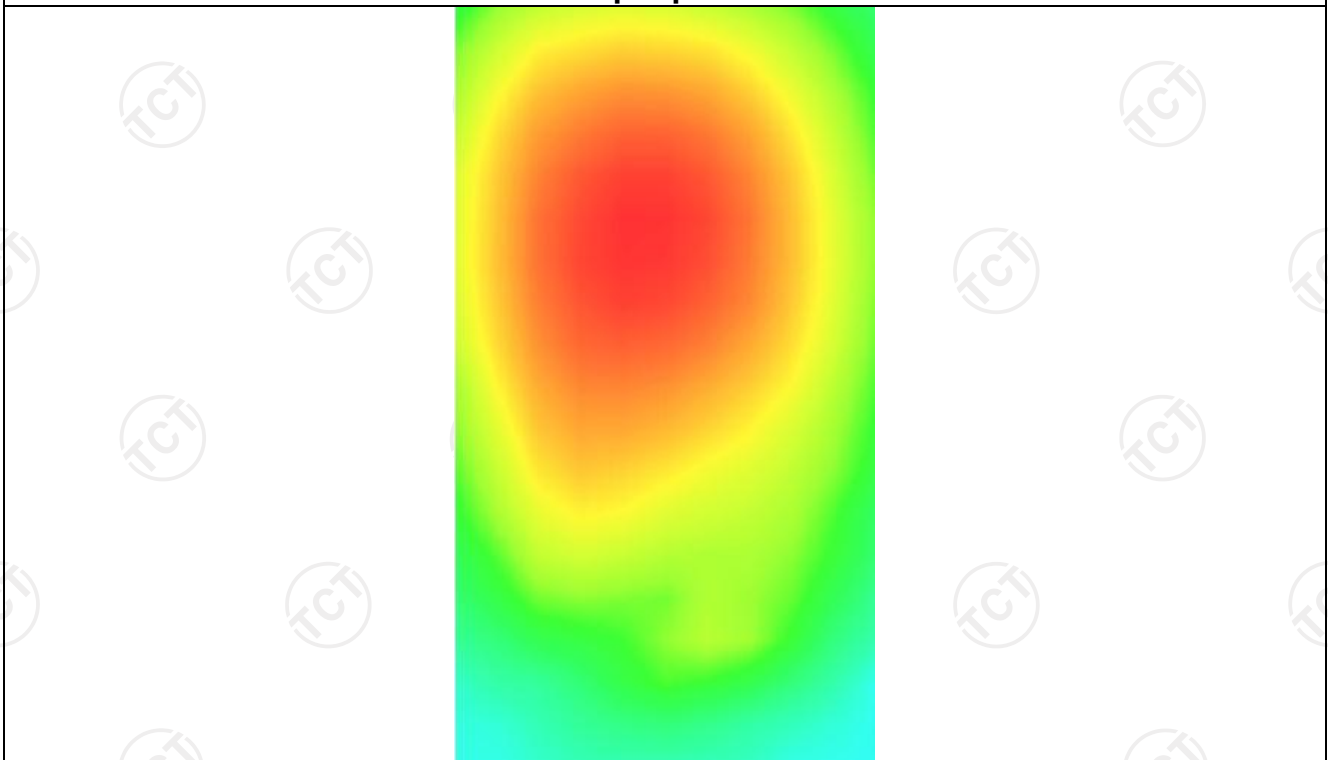
SAR 10g (W/Kg)	0.153219
SAR 1g (W/Kg)	0.270467



Z (mm)	0.00	4.00	9.00	14.00	19.00
SAR (W/Kg)	0.5574	0.3626	0.2079	0.1210	0.0742



Hot spot position



MEASUREMENT 3

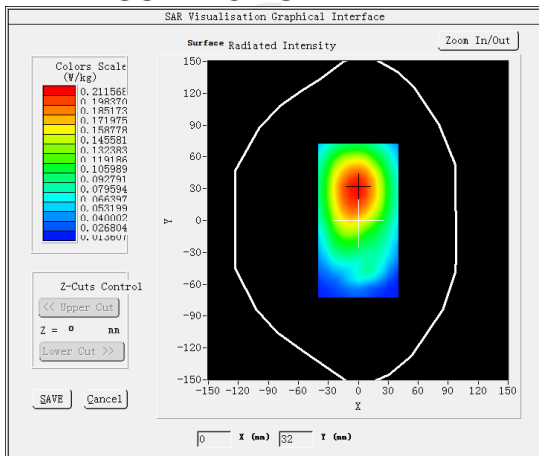
Lower Band SAR (Channel 166800):

Date: 09/13/2024

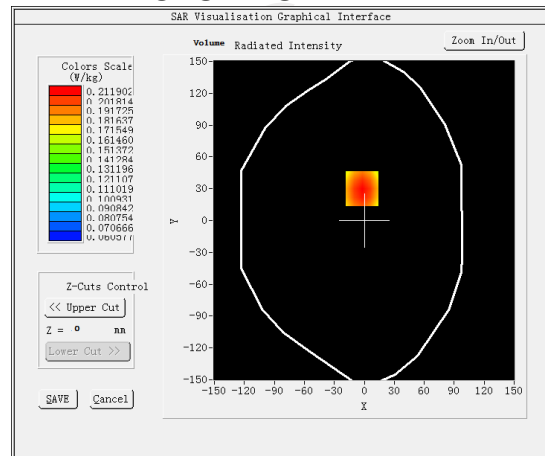
Frequency (MHz)	834.000000
Relative permittivity (real part)	55.260832
Relative permittivity (imaginary part)	12.468860
Conductivity (S/m)	0.934272
Variation (%)	2.450000
Crest Factor	1.0
Probe Conversion factor	1.86
E-Field Probe:	SSE2 (SN 25/22 EPGO375)
Area Scan	<u>dx=8mm dy=8mm, h= 5.00 mm</u>
ZoomScan	<u>5x5x7, dx=8mm dy=8mm</u> <u>dz=5mm, Complete/ndx=8mm dy=8mm, h=</u> <u>5.00 mm</u>

Phantom	<u>Validation plane</u>
Device Position	<u>Body back(0mm)</u>
Band	<u>NR N5(1 RB#1)</u>

SURFACE SAR

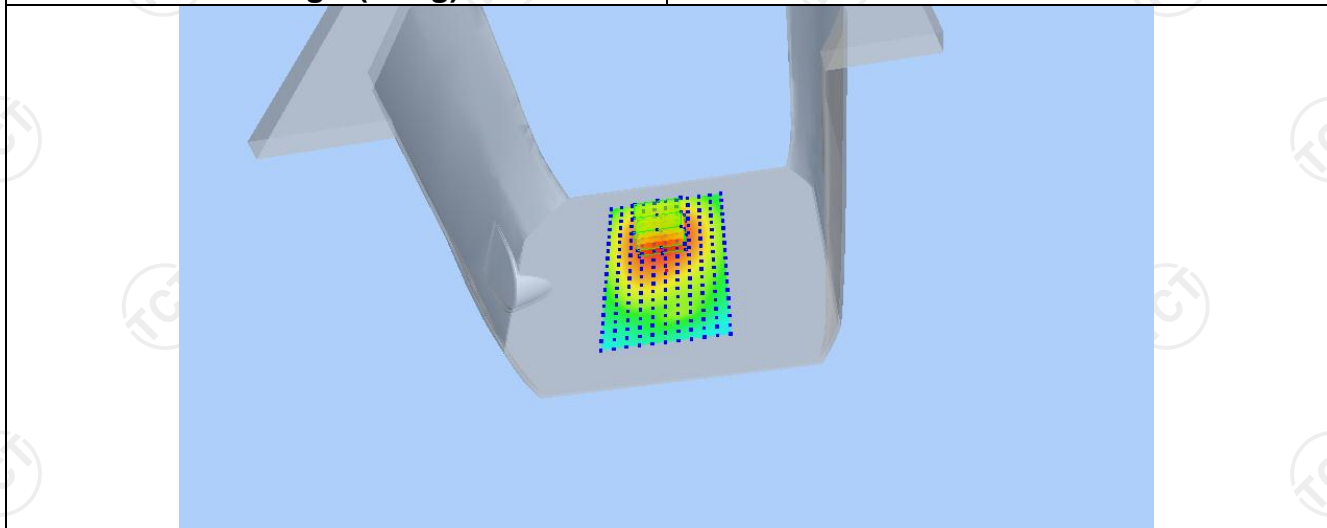


VOLUME SAR

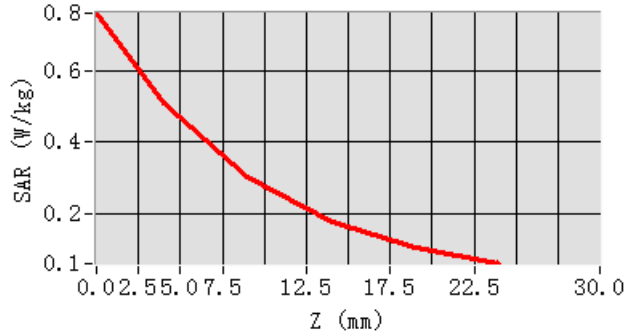


Maximum location: X=-2.00, Y=30.00 SAR Peak: 0.76 W/kg

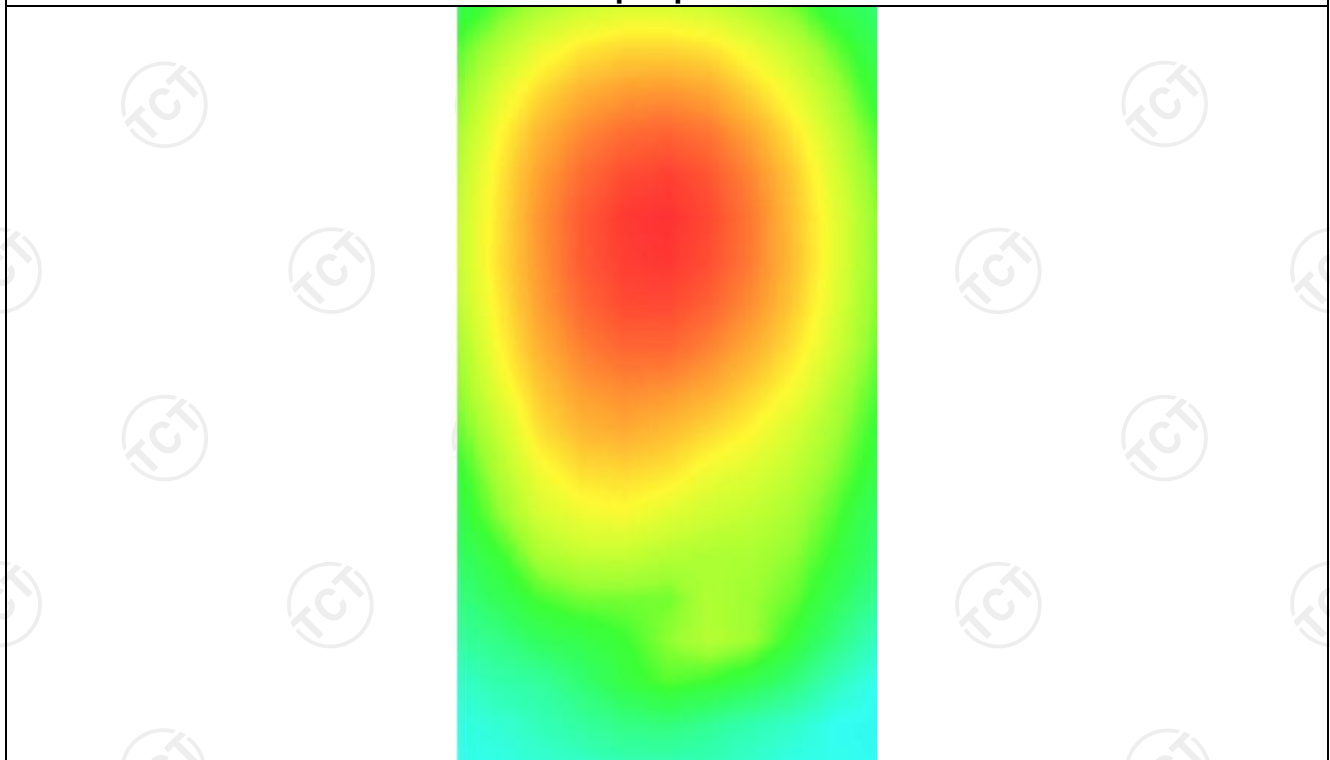
SAR 10g (W/Kg)	0.154155
SAR 1g (W/Kg)	0.270251



Z (mm)	0.00	4.00	9.00	14.00	19.00
SAR (W/Kg)	0.7642	0.5117	0.3026	0.1774	0.1046



Hot spot position



5G NR N25

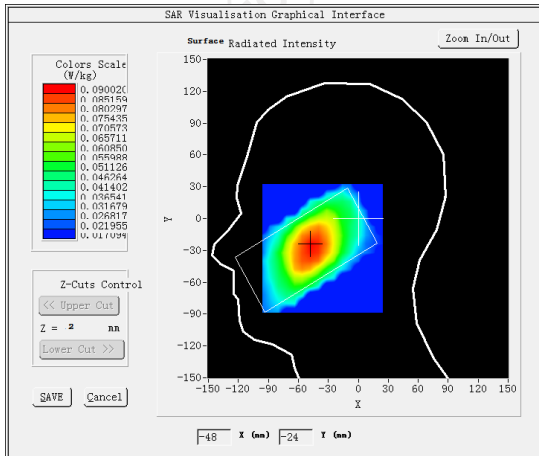
MEASUREMENT 1

Middle Band SAR (Channel 376500):

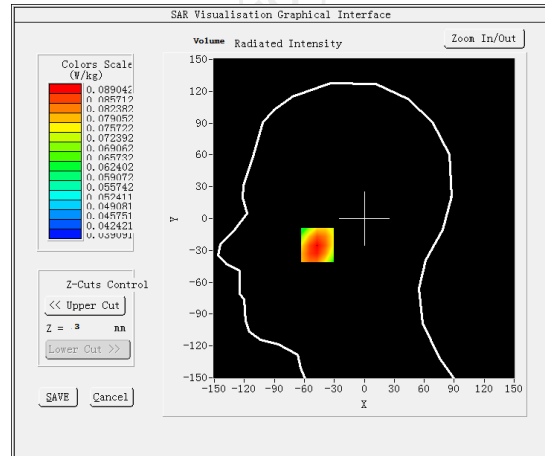
Date: 09/20/2024

Frequency (MHz)	1882.500000
Relative permittivity (real part)	41.432976
Relative permittivity (imaginary part)	12.468860
Conductivity (S/m)	0.862835
Variation (%)	-3.610000
Crest Factor	1.0
Probe Conversion factor	1.80
E-Field Probe:	SSE2 (SN 25/22 EPG0375)
Area Scan	<u>dx=8mm dy=8mm, h= 5.00 mm</u>
ZoomScan	<u>5x5x7, dx=8mm dy=8mm</u> <u>dz=5mm, Complete/ndx=8mm dy=8mm, h=</u> <u>5.00 mm</u>
Phantom	<u>Left head</u>
Device Position	<u>Cheek</u>
Band	<u>NR N25</u>

SURFACE SAR



VOLUME SAR



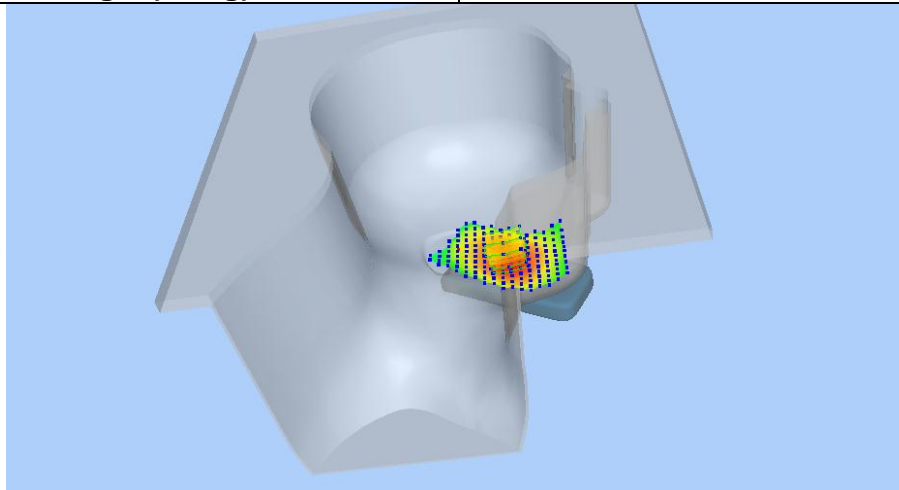
Maximum location: X=-47.00, Y=-25.00 SAR Peak: 4.50 W/kg

SAR 10g (W/Kg)

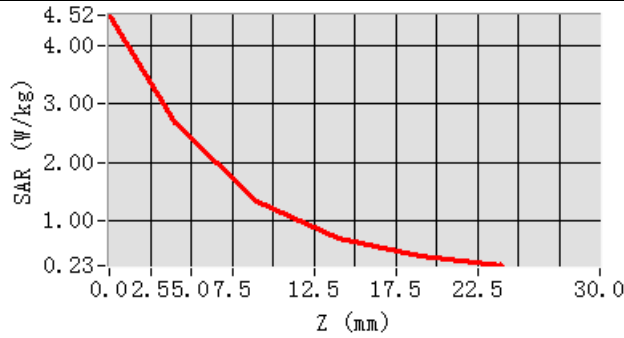
0.772469

SAR 1g (W/Kg)

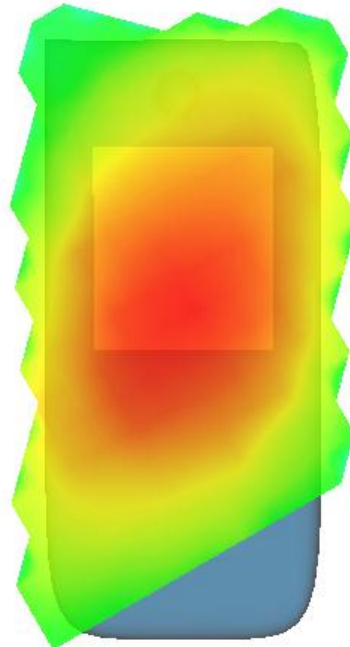
0.413124



Z (mm)	0.00	4.00	9.00	14.00	19.00
SAR (W/Kg)	4.5190	2.6824	1.3453	0.6877	0.3906



Hot spot position



MEASUREMENT 2

Middle Band SAR (Channel 376500):

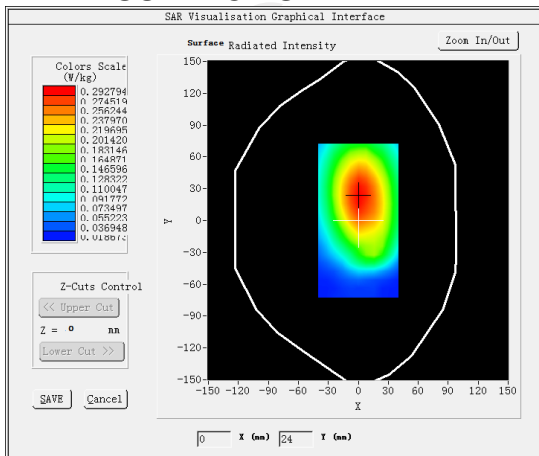
Date: 09/20/2024

Frequency (MHz)	1850.000000
Relative permittivity (real part)	55.260832
Relative permittivity (imaginary part)	12.468860
Conductivity (S/m)	0.934272
Variation (%)	-4.190000
Crest Factor	1.0
Probe Conversion factor	1.86
E-Field Probe:	SSE2 (SN 25/22 EPG0375)
Area Scan	<u>dx=8mm dy=8mm, h= 5.00 mm</u>
ZoomScan	<u>5x5x7, dx=8mm dy=8mm</u> <u>dz=5mm, Complete/ndx=8mm dy=8mm, h=</u> <u>5.00 mm</u>

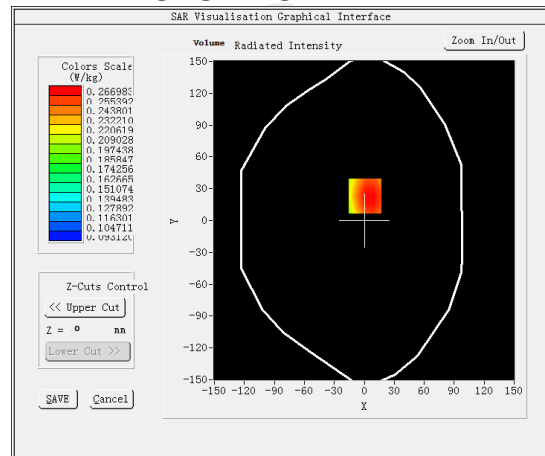
Phantom	Validation plane
Device Position	Body back(10mm)

Band	NR N25
------	--------

SURFACE SAR

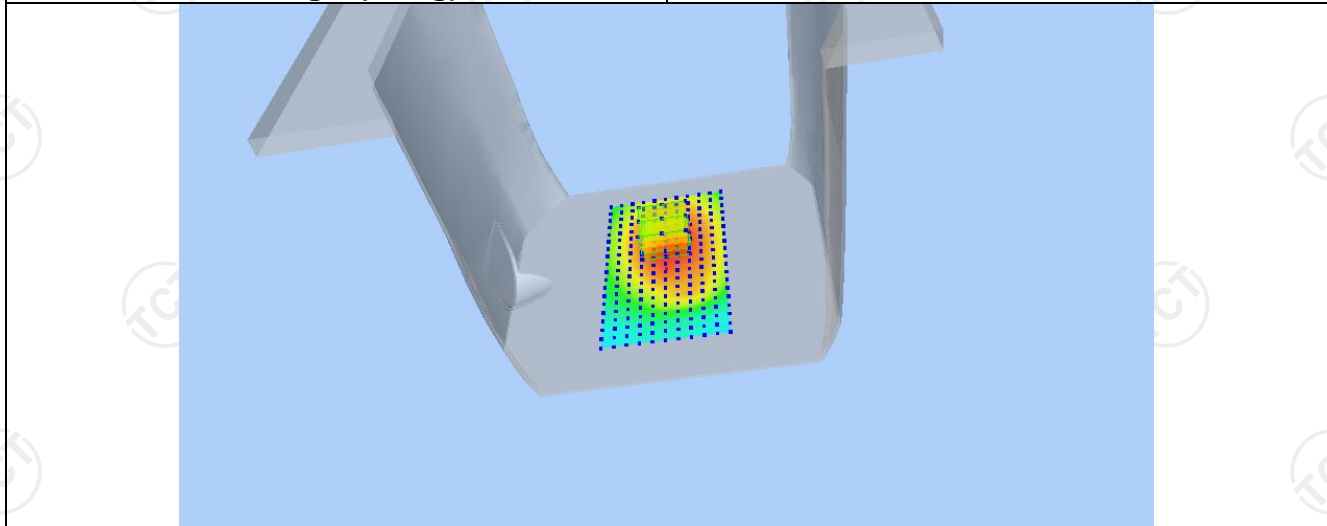


VOLUME SAR

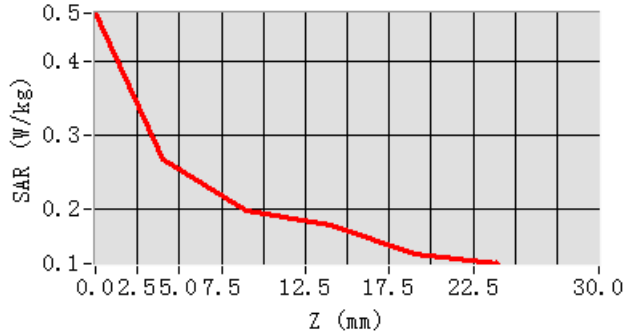


Maximum location: X=1.00, Y=23.00 SAR Peak: 0.46 W/kg

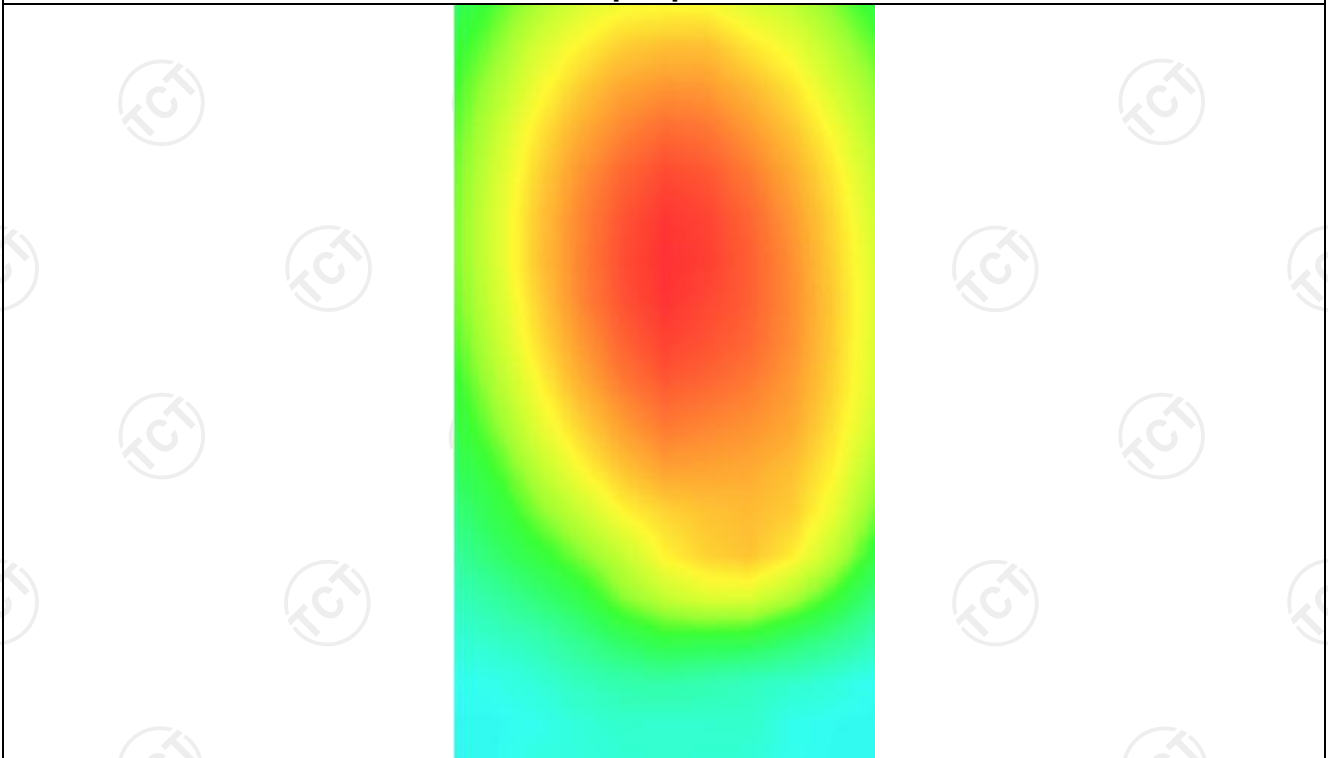
SAR 10g (W/Kg)	0.215460
SAR 1g (W/Kg)	0.295451



Z (mm)	0.00	4.00	9.00	14.00	19.00
SAR (W/Kg)	0.4666	0.2670	0.1980	0.1764	0.1380



Hot spot position



MEASUREMENT 3

Middle Band SAR (Channel 376500):

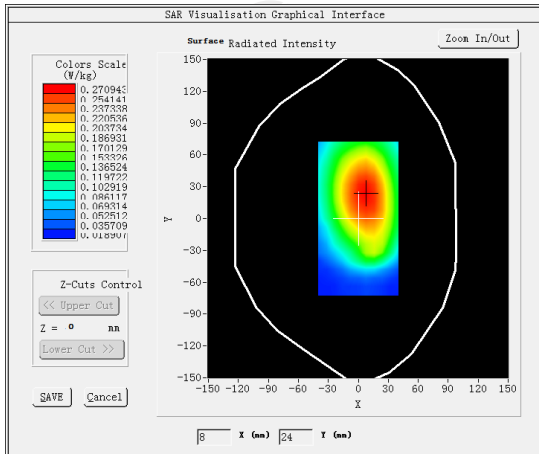
Date: 09/20/2024

Frequency (MHz)	1882.500000
Relative permittivity (real part)	55.260832
Relative permittivity (imaginary part)	12.468860
Conductivity (S/m)	0.934272
Variation (%)	-4.190000
Crest Factor	1.0
Probe Conversion factor	1.86
E-Field Probe:	SSE2 (SN 25/22 EPG0375)
Area Scan	<u>dx=8mm dy=8mm, h= 5.00 mm</u>
ZoomScan	<u>5x5x7, dx=8mm dy=8mm</u> <u>dz=5mm, Complete/ndx=8mm dy=8mm, h=</u> <u>5.00 mm</u>

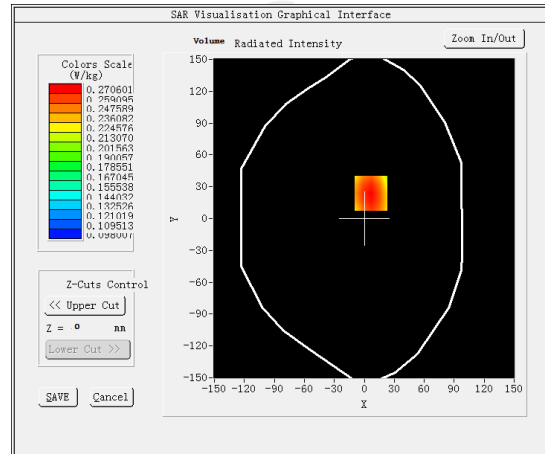
Phantom	<u>Validation plane</u>
Device Position	<u>Body back(hotspot 10mm)</u>

Band	<u>NR N25</u>
------	---------------

SURFACE SAR

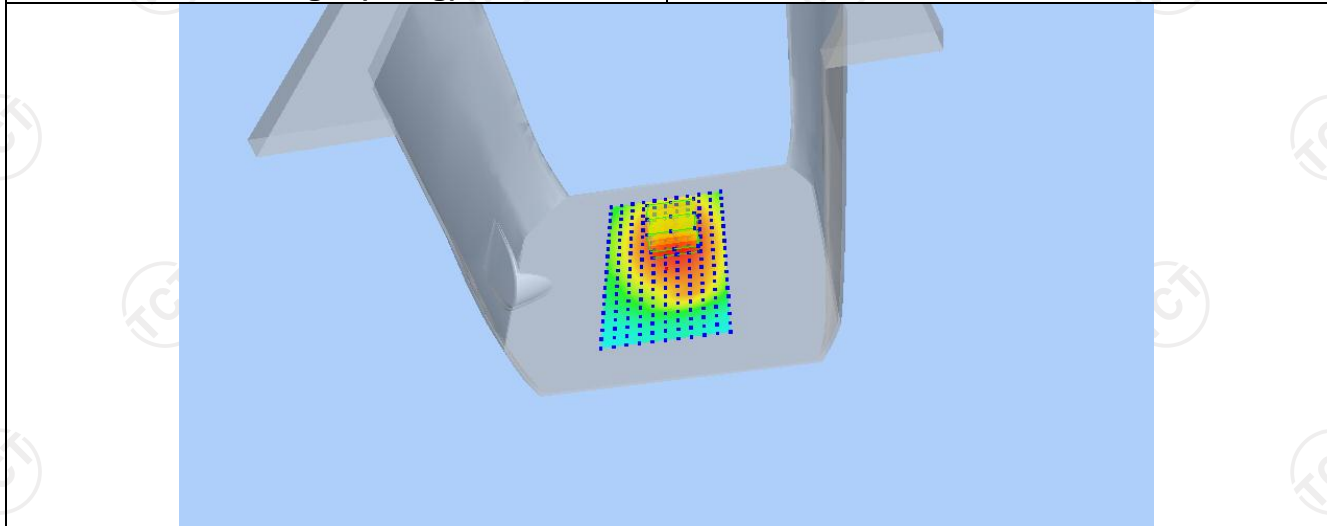


VOLUME SAR

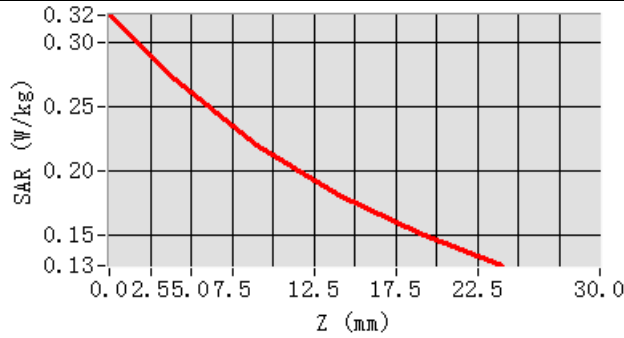


Maximum location: X=7.00, Y=24.00 SAR Peak: 0.32 W/kg

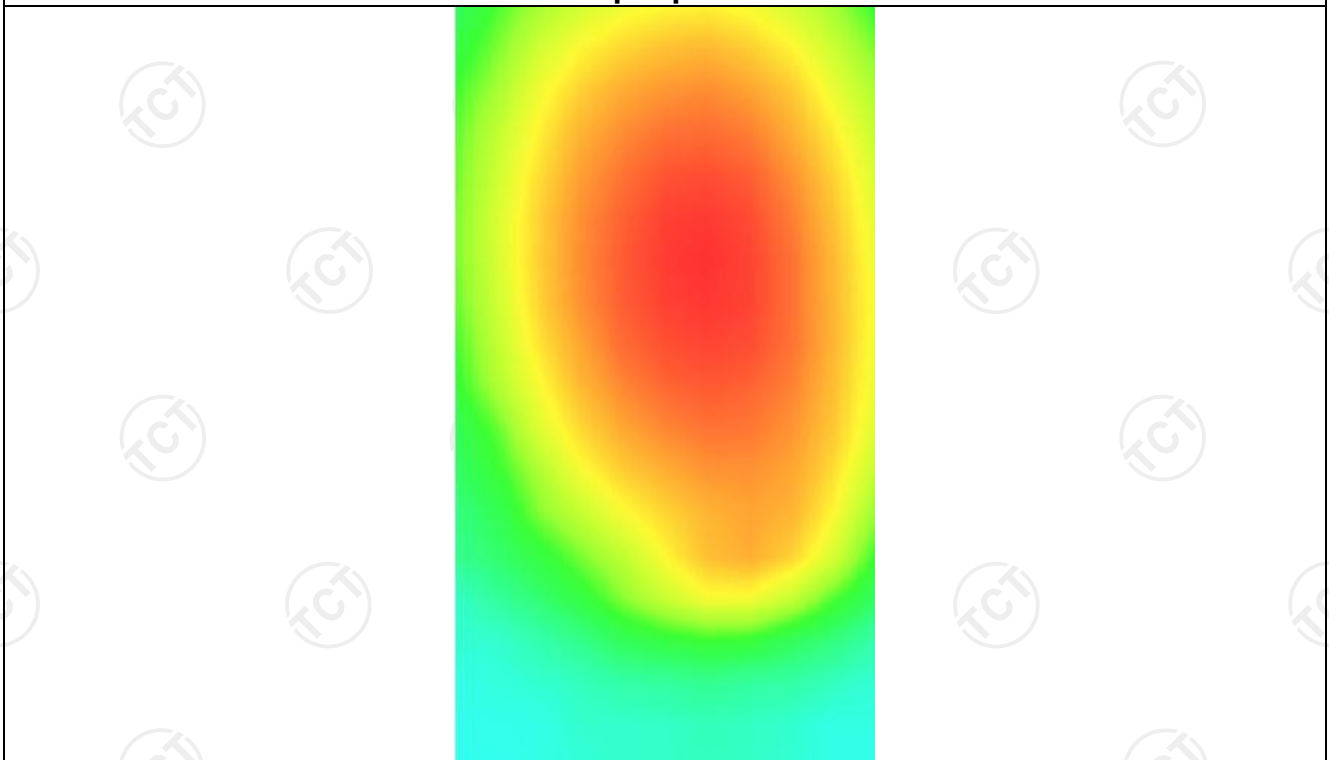
SAR 10g (W/Kg)	0.216791
SAR 1g (W/Kg)	0.295388



Z (mm)	0.00	4.00	9.00	14.00	19.00
SAR (W/Kg)	0.3210	0.2706	0.2200	0.1813	0.1515



Hot spot position



5G NR N41

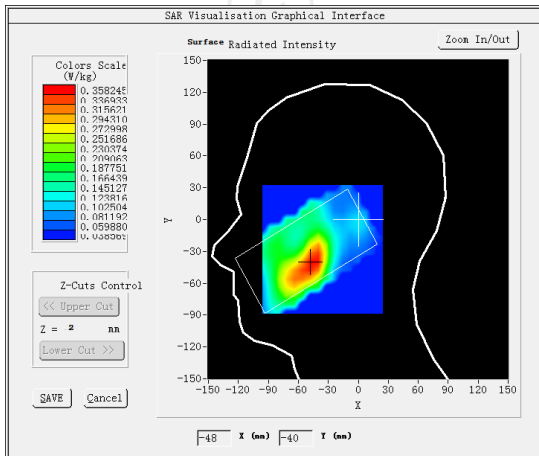
MEASUREMENT 1

Lower Band SAR (Channel 509200):

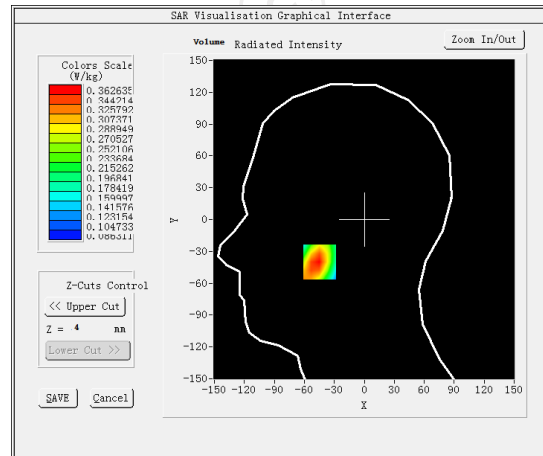
Date: 09/24/2024

Frequency (MHz)	2546.000000
Relative permittivity (real part)	38.853477
Relative permittivity (imaginary part)	13.545489
Conductivity (S/m)	1.922567
Variation (%)	1.460000
Crest Factor	1.0
Probe Conversion factor	4.36
E-Field Probe:	SSE2 (SN 25/22 EPGO375)
Area Scan	<u>dx=8mm dy=8mm, h= 5.00 mm</u>
ZoomScan	<u>5x5x7, dx=8mm dy=8mm</u> <u>dz=5mm, Complete/ndx=8mm dy=8mm, h=</u> <u>5.00 mm</u>
Phantom	<u>Left head</u>
Device Position	<u>Cheek</u>
Band	<u>NR N41</u>

SURFACE SAR



VOLUME SAR



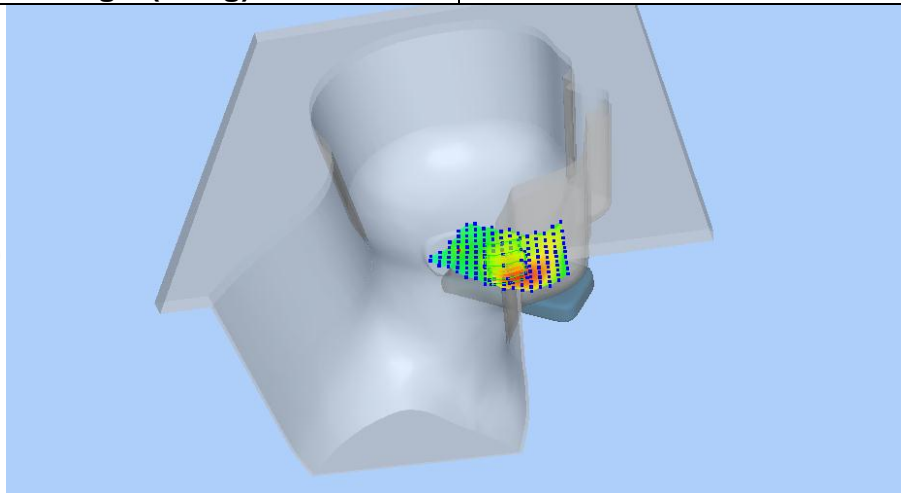
Maximum location: X=-45.00, Y=-40.00 SAR Peak: 1.40 W/kg

SAR 10g (W/Kg)

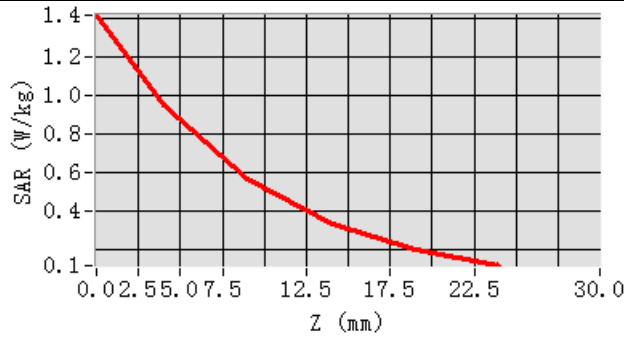
0.254744

SAR 1g (W/Kg)

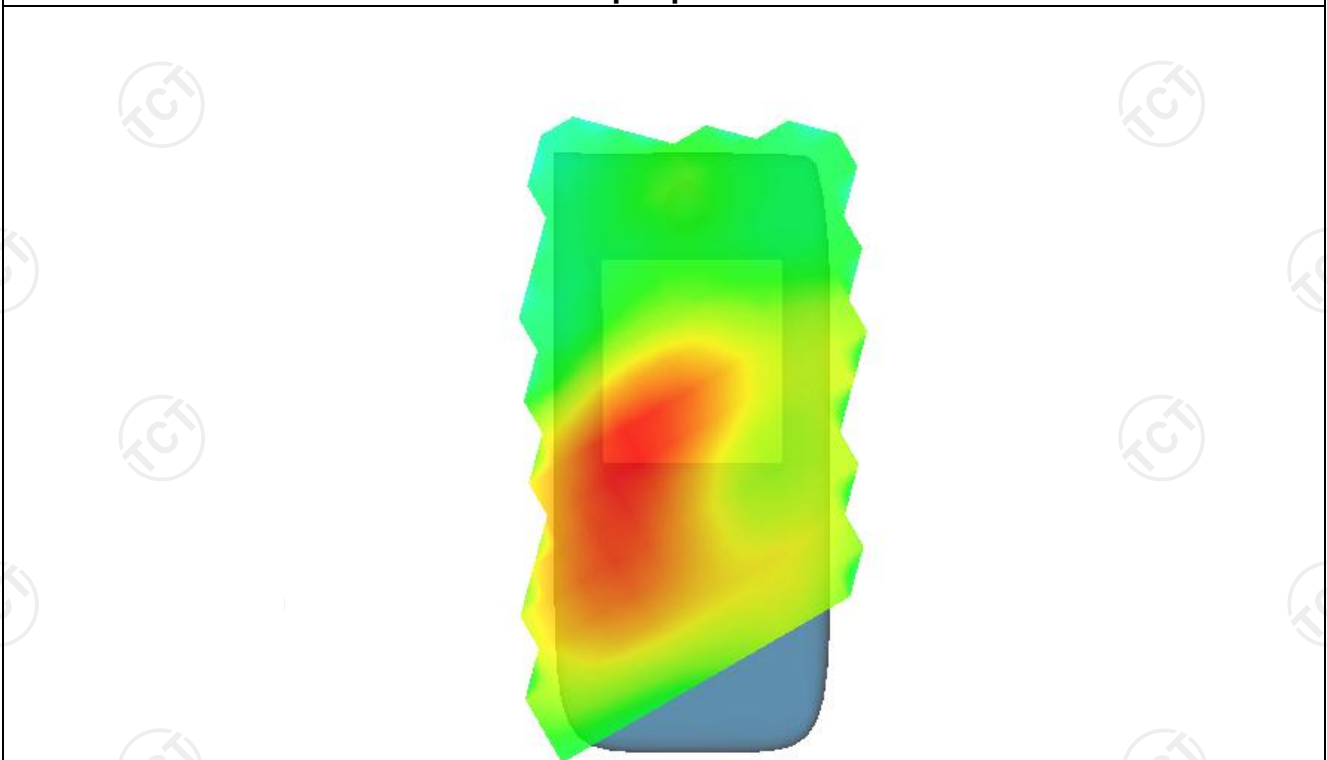
0.585356



Z (mm)	0.00	4.00	9.00	14.00	19.00
SAR (W/Kg)	1.4038	0.9517	0.5645	0.3360	0.2017



Hot spot position



MEASUREMENT 2

Lower Band SAR (Channel 509200):

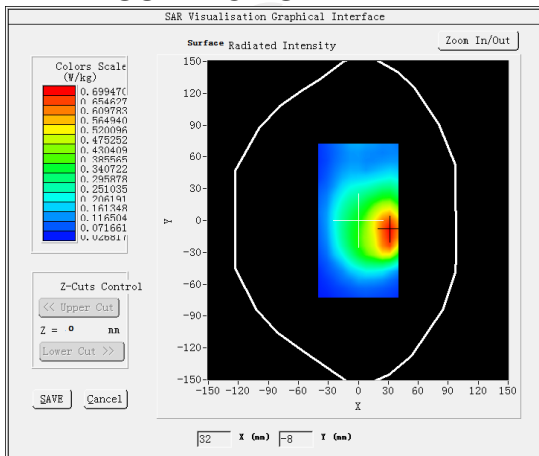
Date: 09/24/2024

Frequency (MHz)	2546.000000
Relative permittivity (real part)	38.853477
Relative permittivity (imaginary part)	13.545489
Conductivity (S/m)	1.922567
Variation (%)	2.430000
Crest Factor	1.0
Probe Conversion factor	4.36
E-Field Probe:	SSE2 (SN 25/22 EPGO375)
Area Scan	<u>dx=8mm dy=8mm, h= 5.00 mm</u>
ZoomScan	<u>5x5x7, dx=8mm dy=8mm</u> <u>dz=5mm, Complete/ndx=8mm dy=8mm, h=</u> <u>5.00 mm</u>

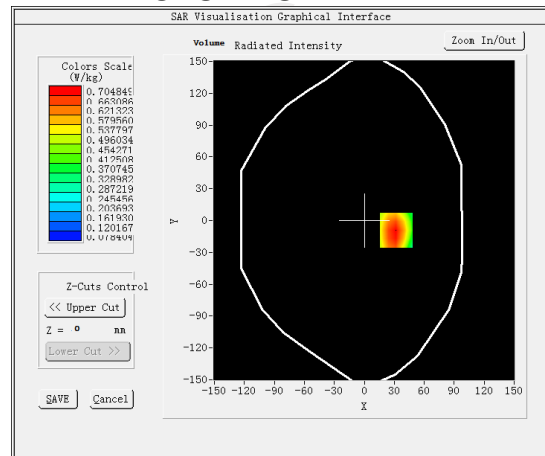
Phantom	Validation plane
Device Position	Body back(10mm)

Band	<u>NR N41</u>
------	---------------

SURFACE SAR



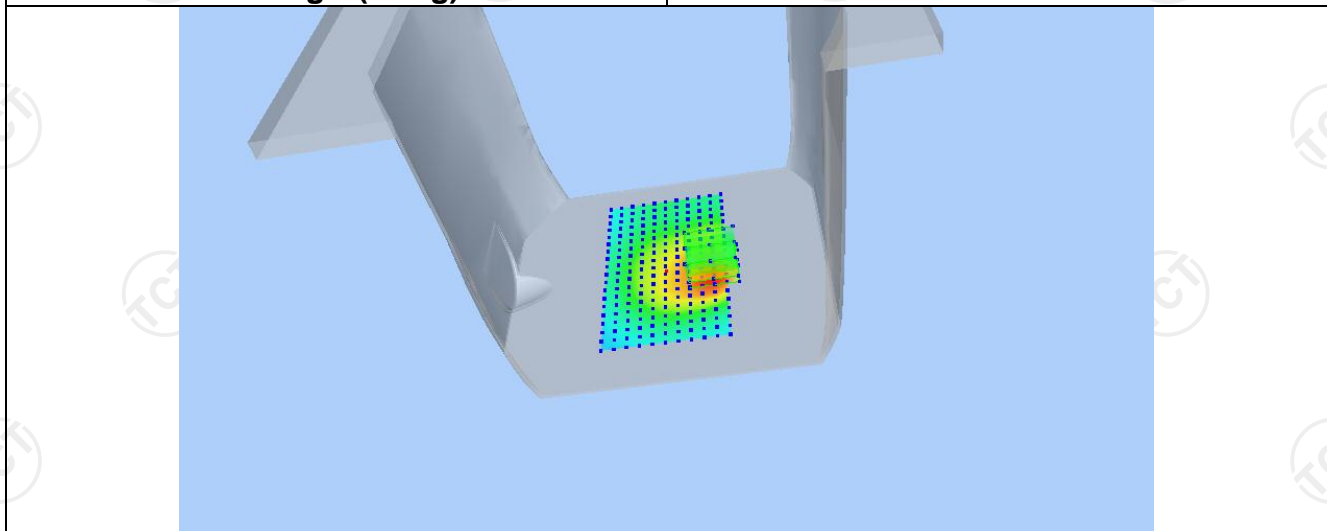
VOLUME SAR



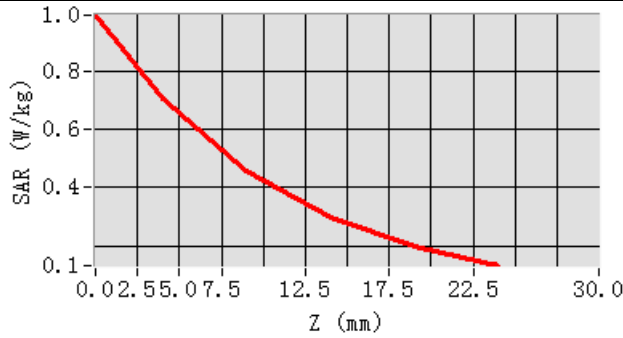
Maximum location: X=32.00, Y=-9.00 SAR Peak: 1.04 W/kg

SAR 10g (W/Kg)	0.431650
----------------	----------

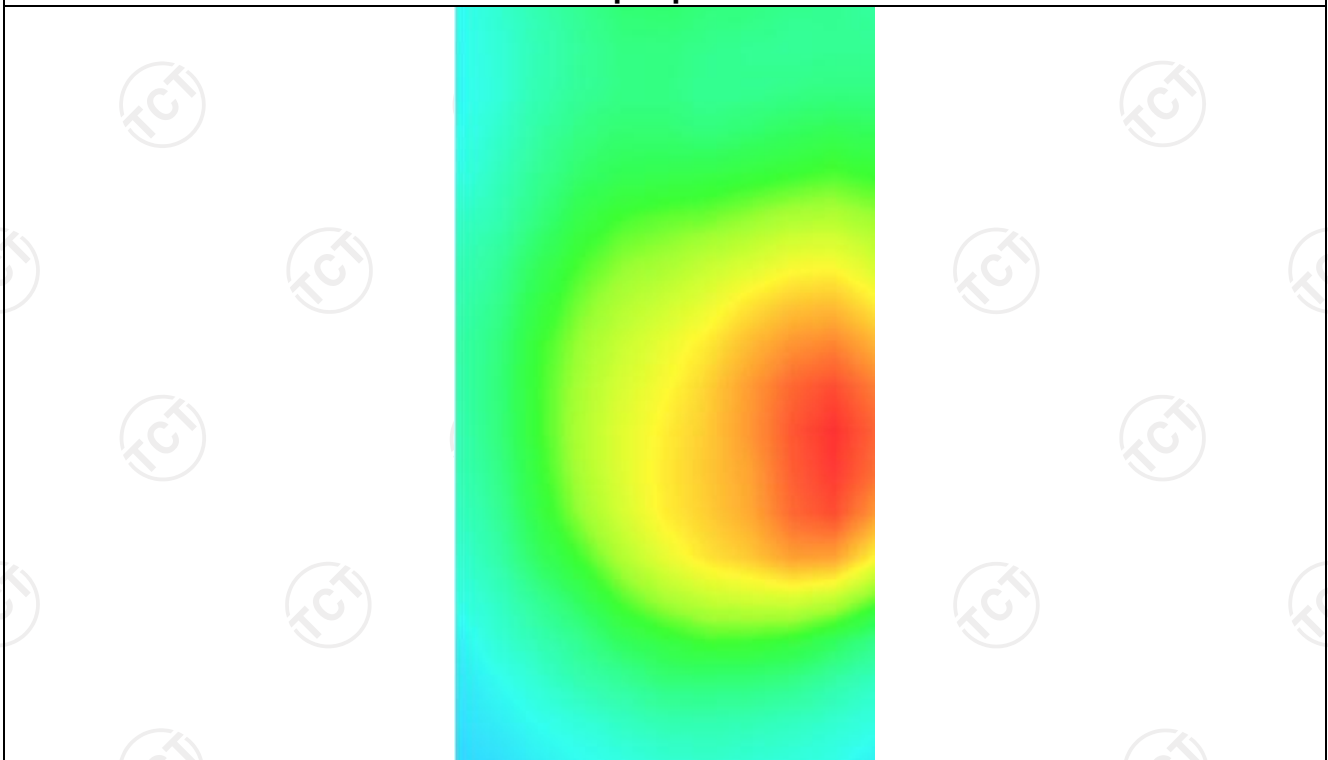
SAR 1g (W/Kg)	0.542215
---------------	----------



Z (mm)	0.00	4.00	9.00	14.00	19.00
SAR (W/Kg)	0.9904	0.7048	0.4572	0.2997	0.2011



Hot spot position



MEASUREMENT 3

Lower Band SAR (Channel 509200):

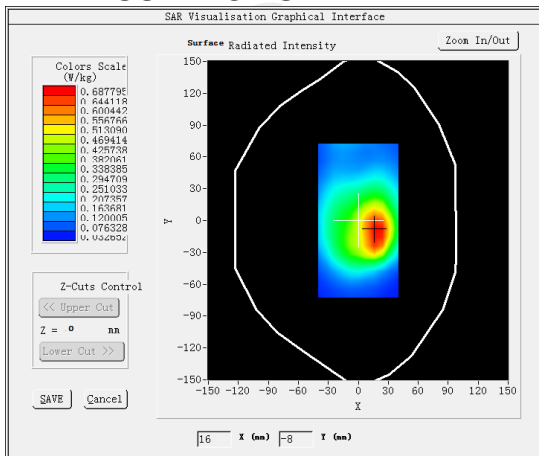
Date: 09/24/2024

Frequency (MHz)	2546.000000
Relative permittivity (real part)	38.853477
Relative permittivity (imaginary part)	13.545489
Conductivity (S/m)	1.922567
Variation (%)	2.430000
Crest Factor	1.0
Probe Conversion factor	4.36
E-Field Probe:	SSE2 (SN 25/22 EPG0375)
Area Scan	<u>dx=8mm dy=8mm, h= 5.00 mm</u>
ZoomScan	<u>5x5x7, dx=8mm dy=8mm</u> <u>dz=5mm, Complete/ndx=8mm dy=8mm, h=</u> <u>5.00 mm</u>

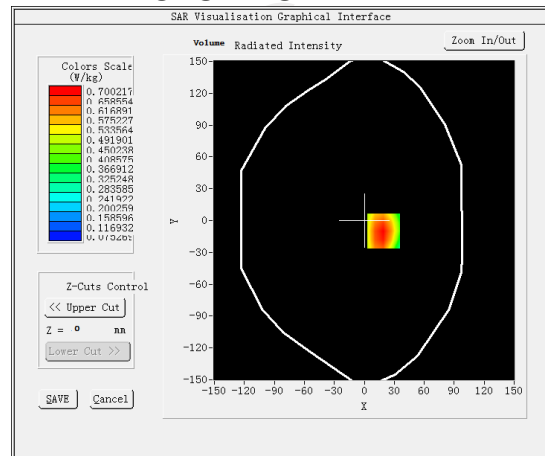
Phantom	Validation plane
Device Position	Body back(hotspot 10mm)

Band	<u>NR N41</u>
------	---------------

SURFACE SAR



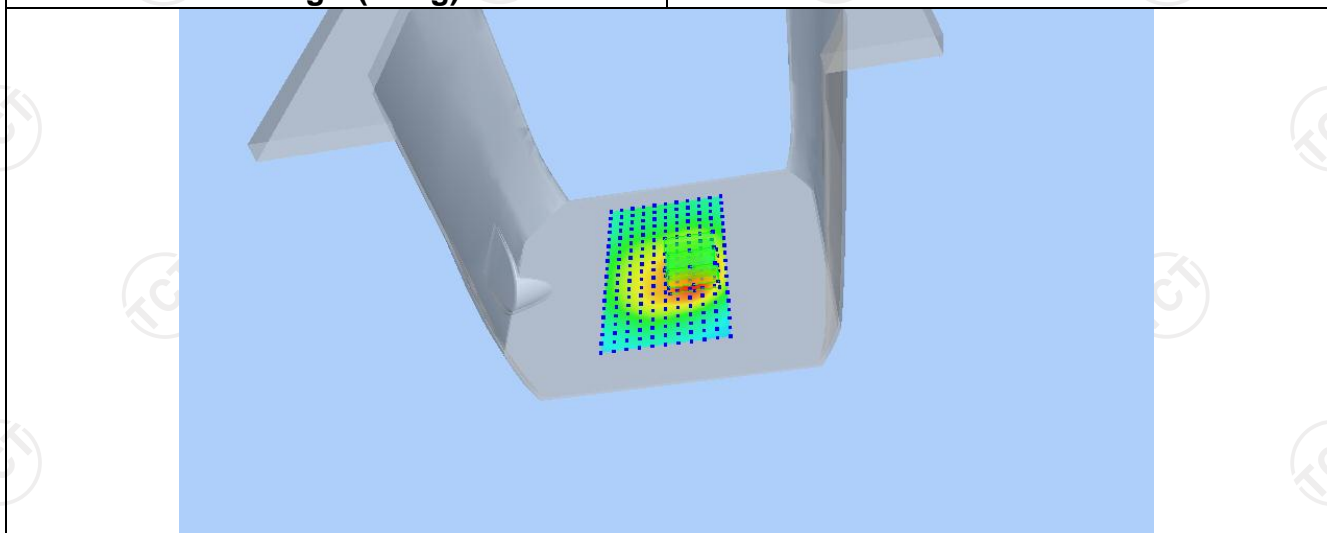
VOLUME SAR



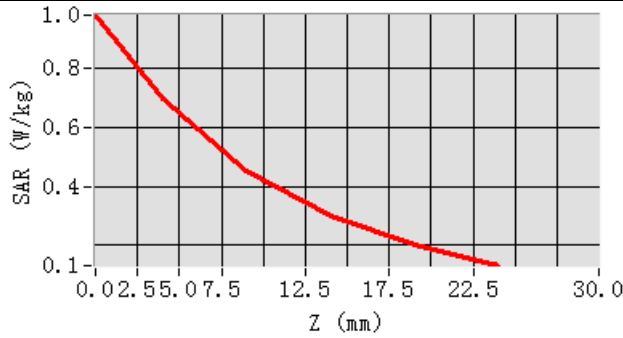
Maximum location: X=19.00, Y=-10.00 SAR Peak: 1.02 W/kg

SAR 10g (W/Kg)	0.429304
----------------	----------

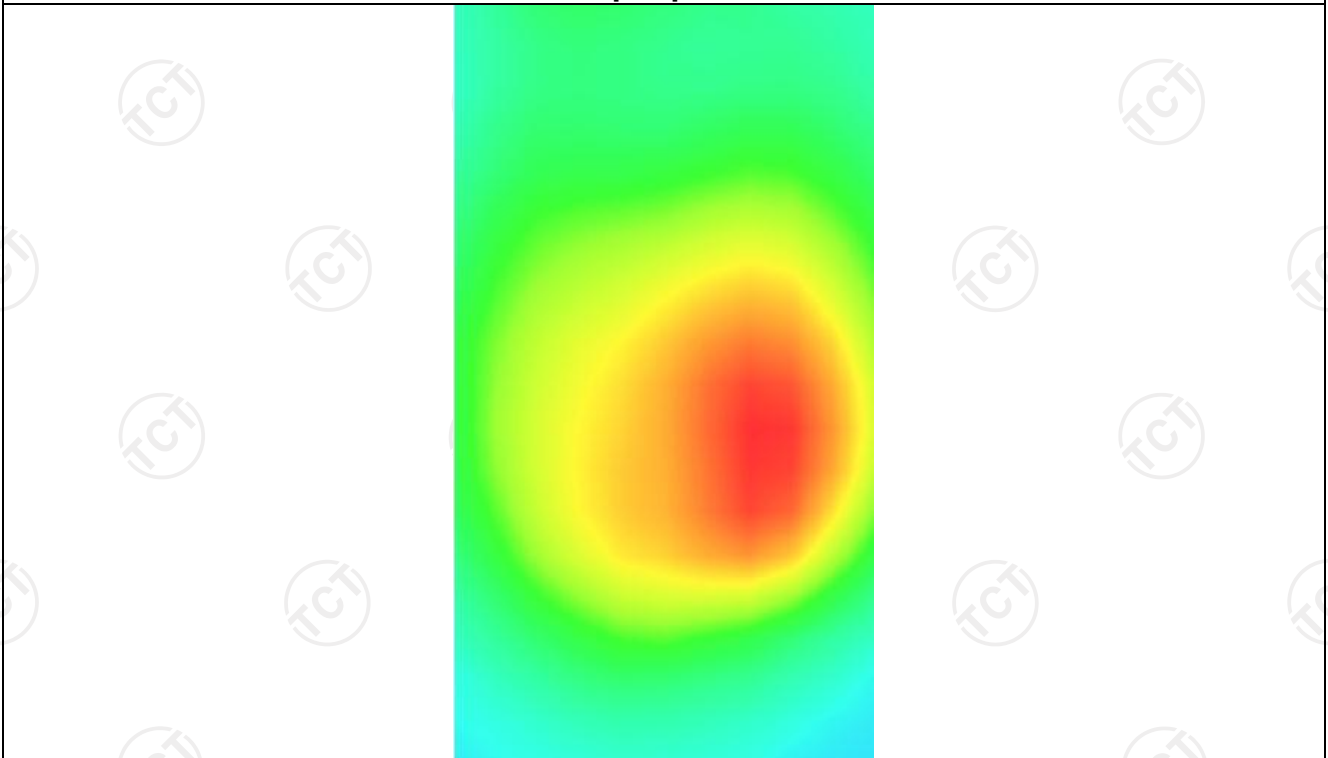
SAR 1g (W/Kg)	0.542287
---------------	----------



Z (mm)	0.00	4.00	9.00	14.00	19.00
SAR (W/Kg)	0.9833	0.7002	0.4541	0.2970	0.1981



Hot spot position



5G NR N66

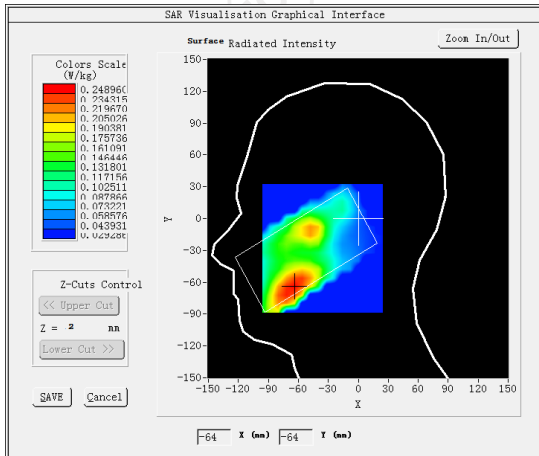
MEASUREMENT 1

Lower Band SAR (Channel 346000):

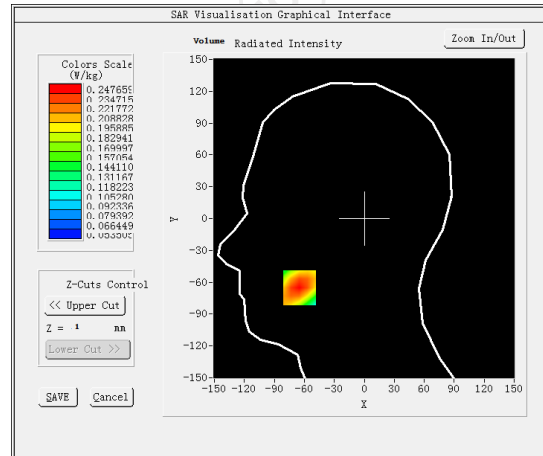
Date: 09/18/2024

Frequency (MHz)	1730.000000
Relative permittivity (real part)	39.070000
Relative permittivity (imaginary part)	14.000000
Conductivity (S/m)	1.380000
Variation (%)	-4.790000
Crest Factor	1.0
Probe Conversion factor	2.08
E-Field Probe:	SSE2 (SN 25/22 EPG0375)
Area Scan	<u>dx=8mm dy=8mm, h= 5.00 mm</u>
ZoomScan	<u>5x5x7, dx=8mm dy=8mm</u> <u>dz=5mm, Complete/ndx=8mm dy=8mm, h=</u> <u>5.00 mm</u>
Phantom	<u>Left head</u>
Device Position	<u>Cheek</u>
Band	<u>NR N66</u>

SURFACE SAR



VOLUME SAR



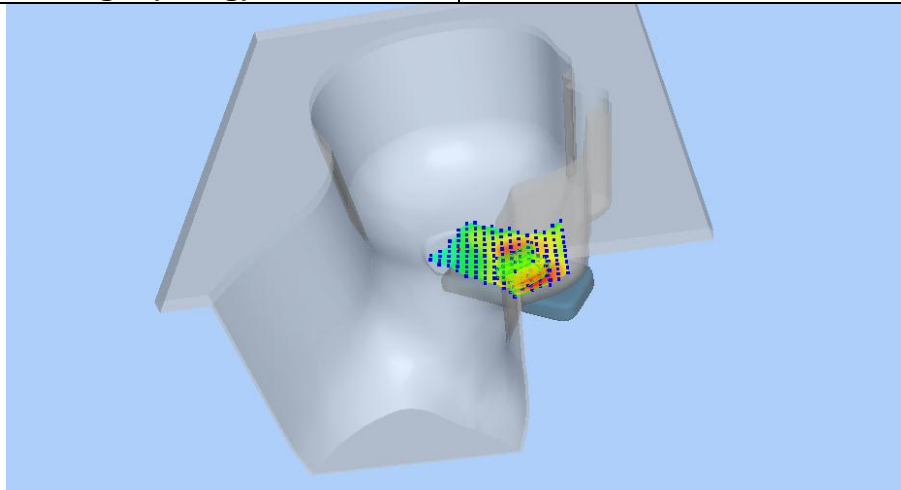
Maximum location: X=-65.00, Y=-65.00 SAR Peak: 0.31 W/kg

SAR 10g (W/Kg)

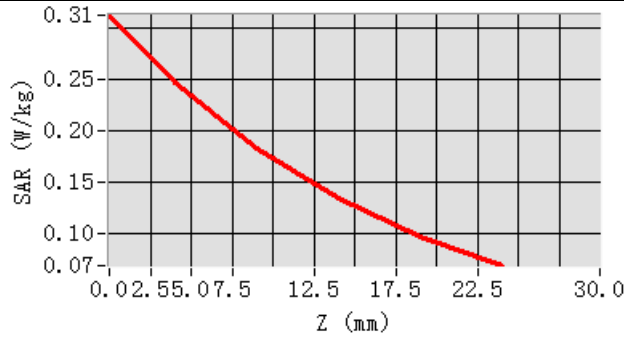
0.164377

SAR 1g (W/Kg)

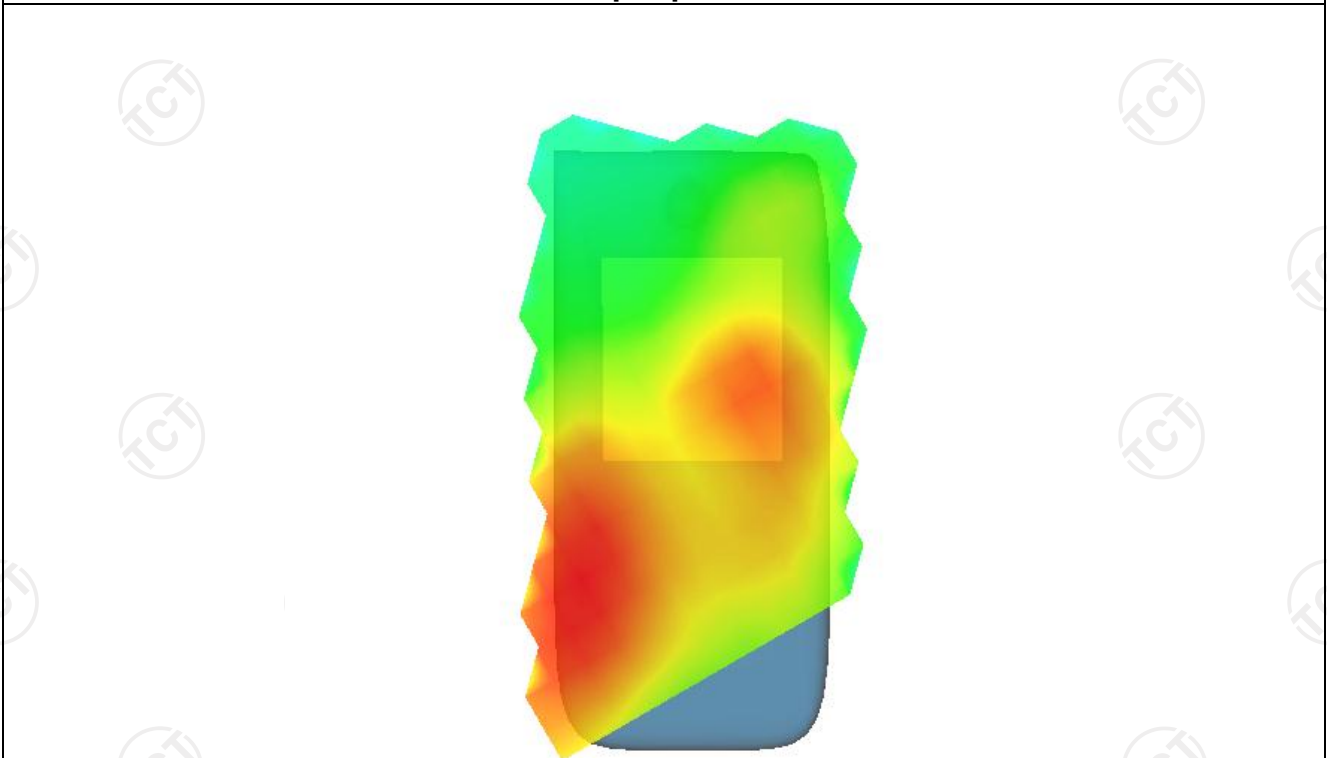
0.268634



Z (mm)	0.00	4.00	9.00	14.00	19.00
SAR (W/Kg)	0.3132	0.2477	0.1830	0.1342	0.0974



Hot spot position



MEASUREMENT 2

Lower Band SAR (Channel 346000):

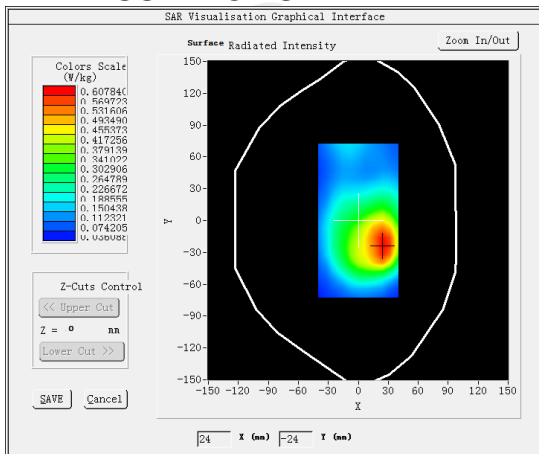
Date: 09/18/2024

Frequency (MHz)	1730.000000
Relative permittivity (real part)	39.070000
Relative permittivity (imaginary part)	14.000000
Conductivity (S/m)	1.380000
Variation (%)	-1.660000
Crest Factor	1.0
Probe Conversion factor	2.08
E-Field Probe:	SSE2 (SN 25/22 EPG0375)
Area Scan	<u>dx=8mm dy=8mm, h= 5.00 mm</u>
ZoomScan	<u>5x5x7, dx=8mm dy=8mm</u> <u>dz=5mm, Complete/ndx=8mm dy=8mm, h=</u> <u>5.00 mm</u>

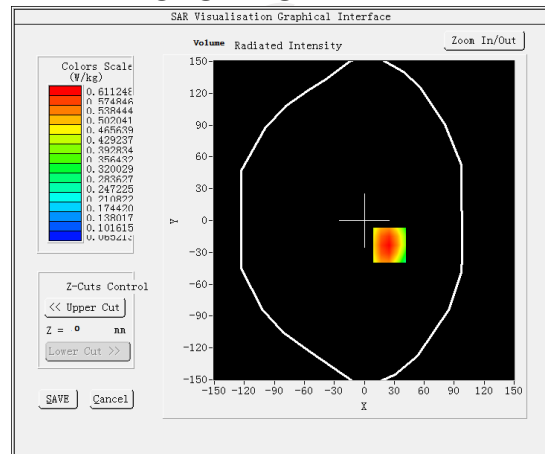
Phantom	Validation plane
Device Position	Body back(10mm)

Band	NR N66
------	--------

SURFACE SAR



VOLUME SAR



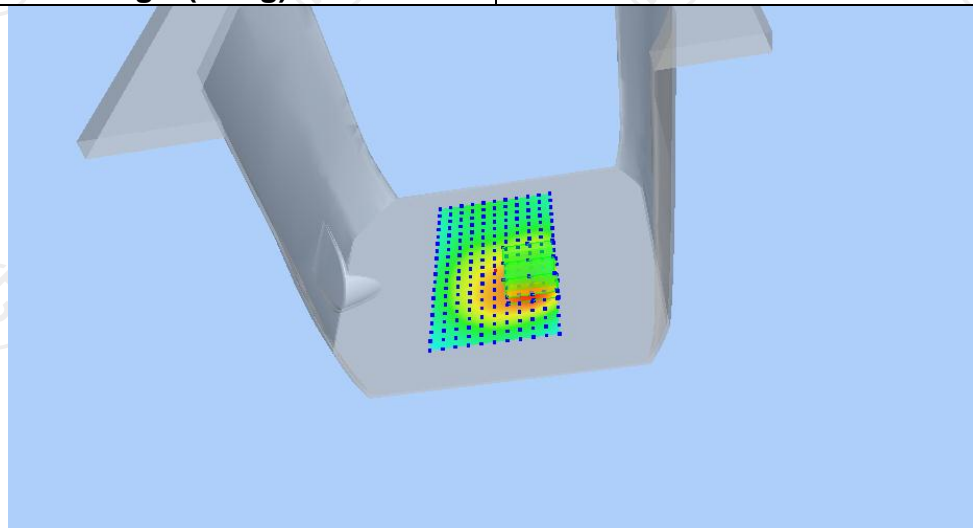
Maximum location: X=25.00, Y=-23.00 SAR Peak: 0.88 W/kg

SAR 10g (W/Kg)

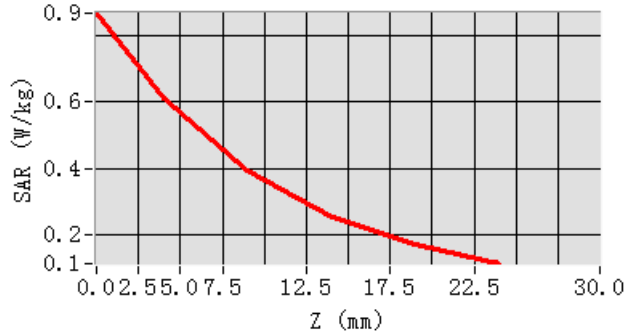
0.378218

SAR 1g (W/Kg)

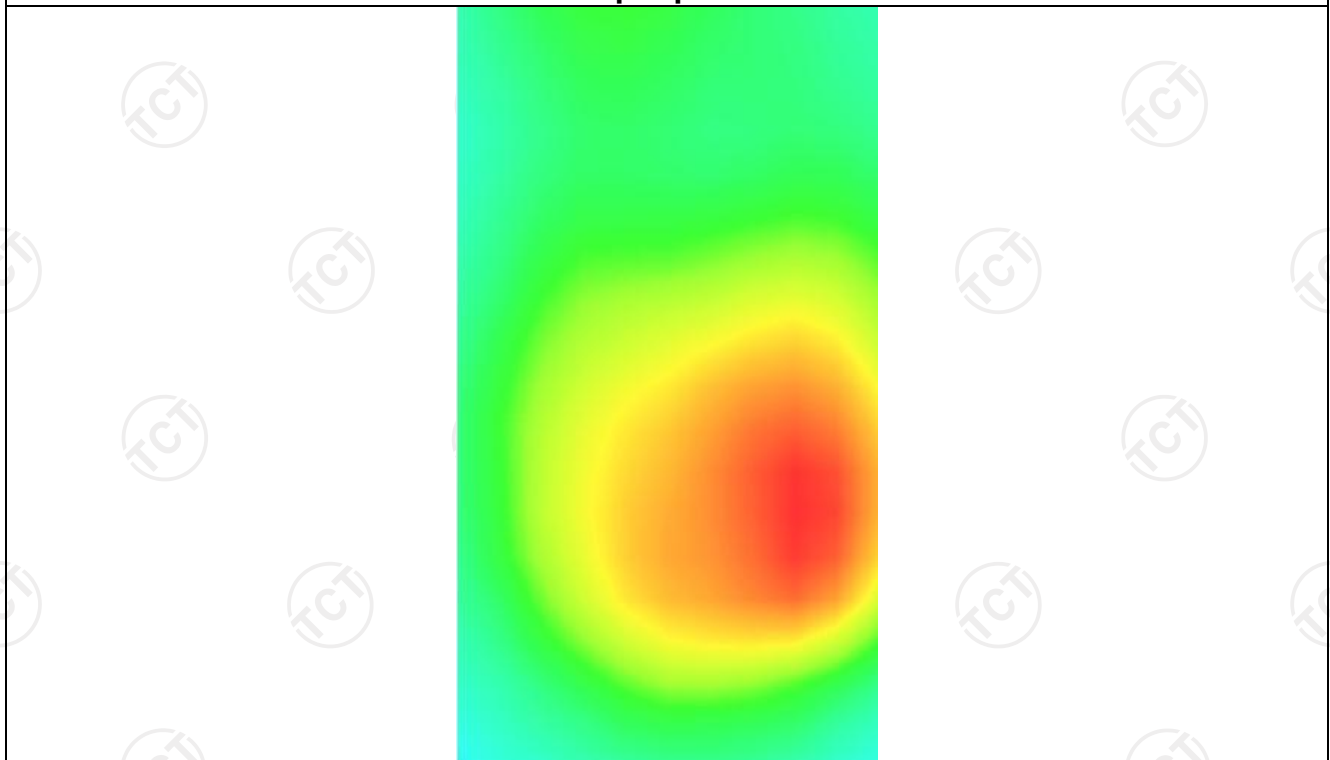
0.433504



Z (mm)	0.00	4.00	9.00	14.00	19.00
SAR (W/Kg)	0.8674	0.6112	0.3918	0.2546	0.1703



Hot spot position



MEASUREMENT 3

Lower Band SAR (Channel 346000):

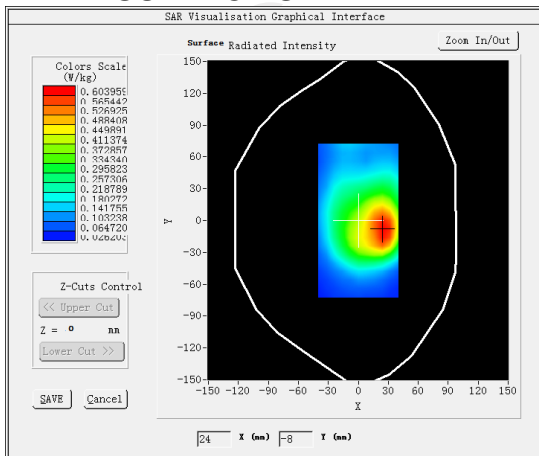
Date: 09/18/2024

Frequency (MHz)	1730.000000
Relative permittivity (real part)	39.070000
Relative permittivity (imaginary part)	14.000000
Conductivity (S/m)	1.380000
Variation (%)	-1.660000
Crest Factor	1.0
Probe Conversion factor	2.08
E-Field Probe:	SSE2 (SN 25/22 EPG0375)
Area Scan	<u>dx=8mm dy=8mm, h= 5.00 mm</u>
ZoomScan	<u>5x5x7, dx=8mm dy=8mm</u> <u>dz=5mm, Complete/ndx=8mm dy=8mm, h=</u> <u>5.00 mm</u>

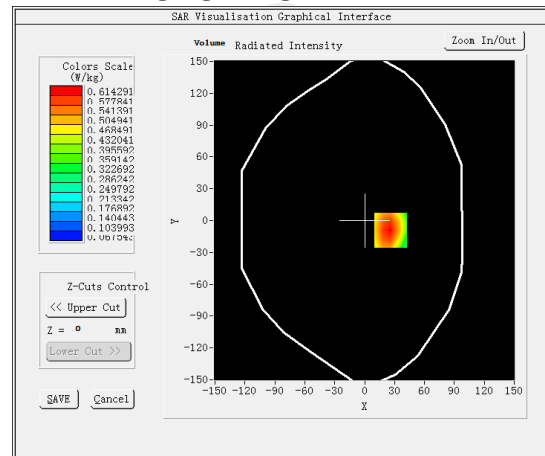
Phantom	Validation plane
Device Position	Body back(hotspot 10mm)

Band	NR N66
------	--------

SURFACE SAR

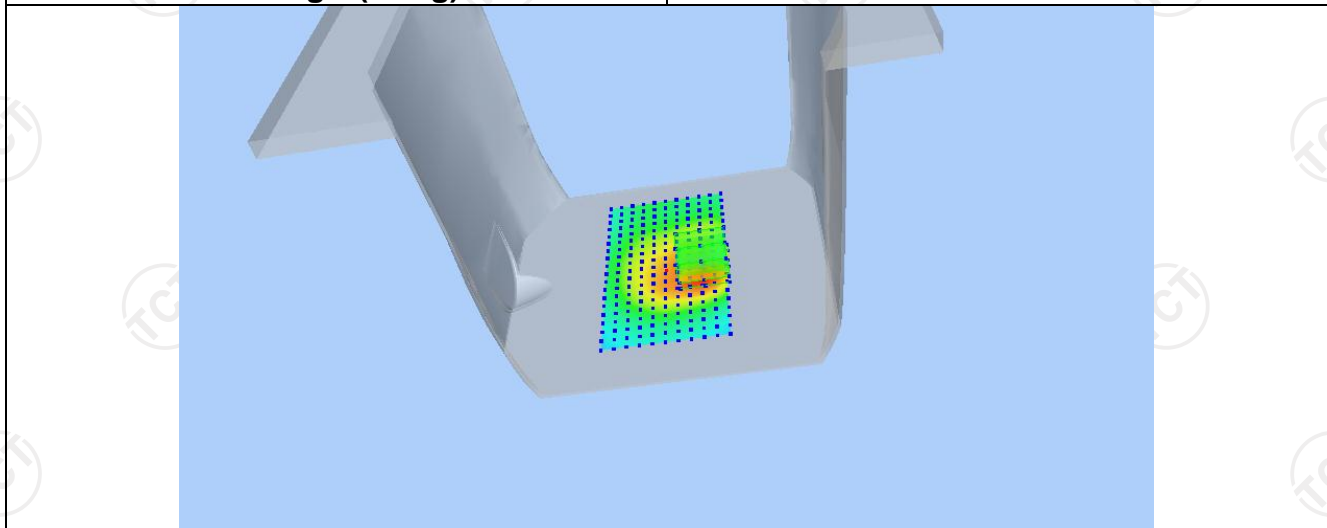


VOLUME SAR

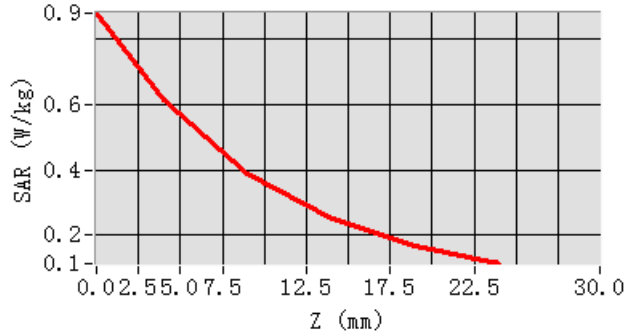


Maximum location: X=26.00, Y=-9.00 SAR Peak: 0.89 W/kg

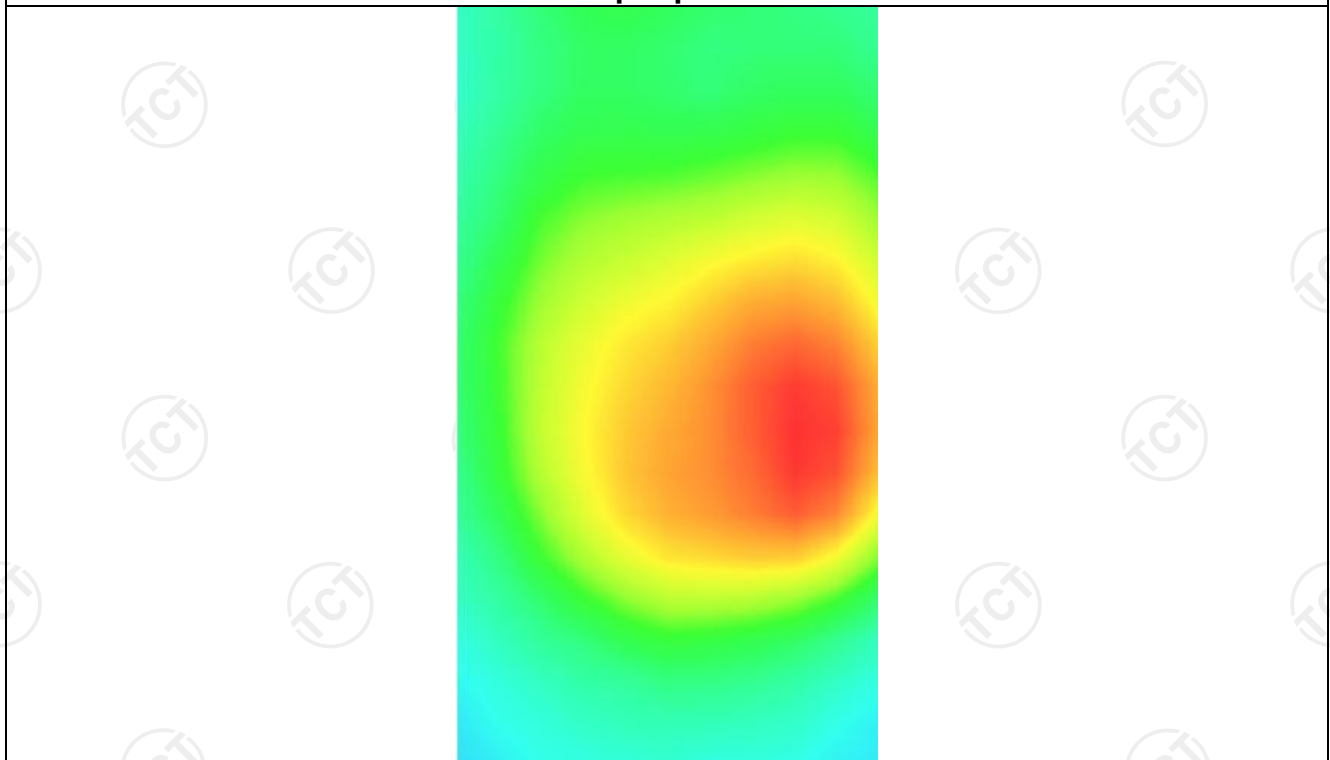
SAR 10g (W/Kg)	0.378710
SAR 1g (W/Kg)	0.433713



Z (mm)	0.00	4.00	9.00	14.00	19.00
SAR (W/Kg)	0.8796	0.6143	0.3898	0.2521	0.1693



Hot spot position



5G NR N71

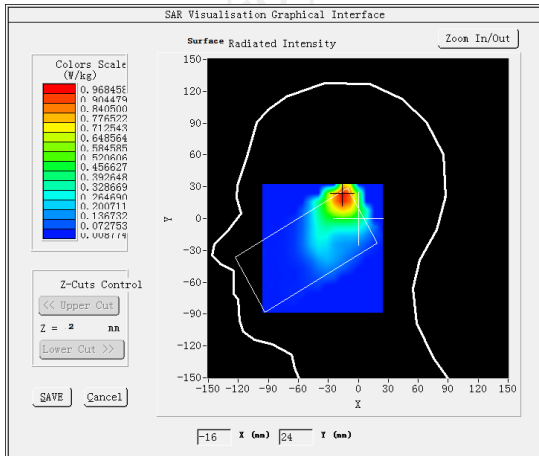
MEASUREMENT 1

Middle Band SAR (Channel 136100):

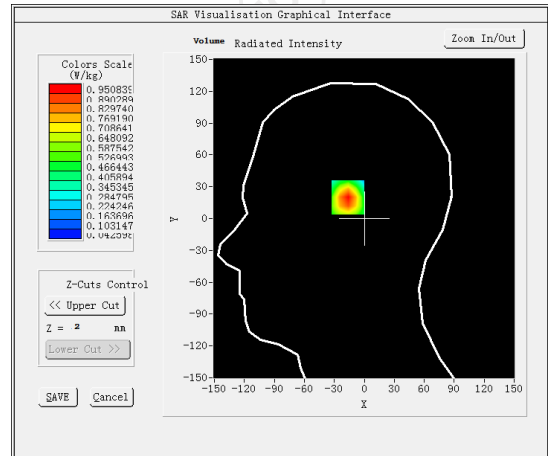
Date: 09/11/2024

Frequency (MHz)	680.500000
Relative permittivity (real part)	41.432976
Relative permittivity (imaginary part)	12.468860
Conductivity (S/m)	0.862835
Variation (%)	2.190000
Crest Factor	1.0
Probe Conversion factor	1.80
E-Field Probe:	SSE2 (SN 25/22 EPG0375)
Area Scan	<u>dx=8mm dy=8mm, h= 5.00 mm</u>
ZoomScan	<u>5x5x7, dx=8mm dy=8mm</u> <u>dz=5mm, Complete/ndx=8mm dy=8mm, h=</u> <u>5.00 mm</u>
Phantom	<u>Left head</u>
Device Position	<u>Cheek</u>
Band	<u>NR N71</u>

SURFACE SAR



VOLUME SAR



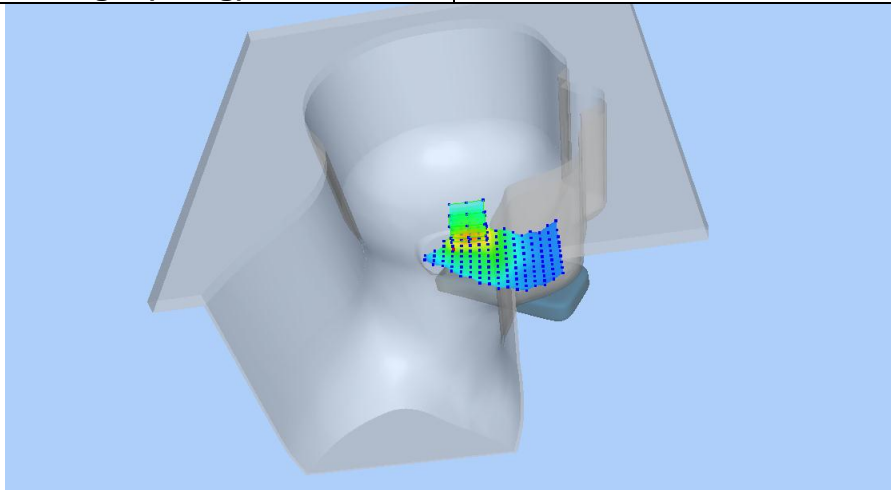
Maximum location: X=-40.00, Y=-11.00 SAR Peak: 0.29 W/kg

SAR 10g (W/Kg)

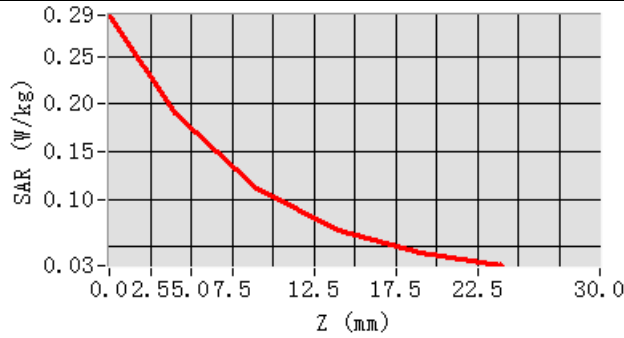
0.298223

SAR 1g (W/Kg)

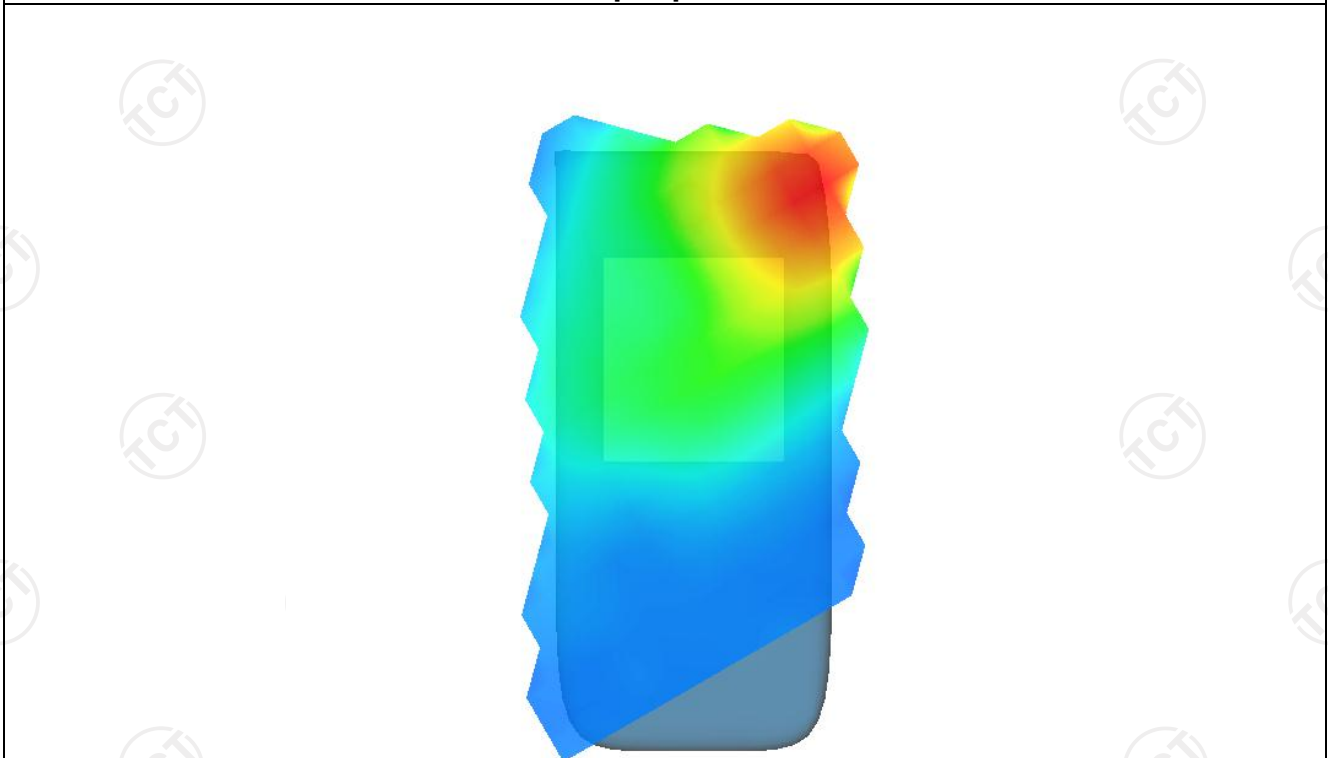
0.073063



Z (mm)	0.00	4.00	9.00	14.00	19.00
SAR (W/Kg)	0.2912	0.1951	0.1110	0.0662	0.0440



Hot spot position



MEASUREMENT 2

Middle Band SAR (Channel 136100):

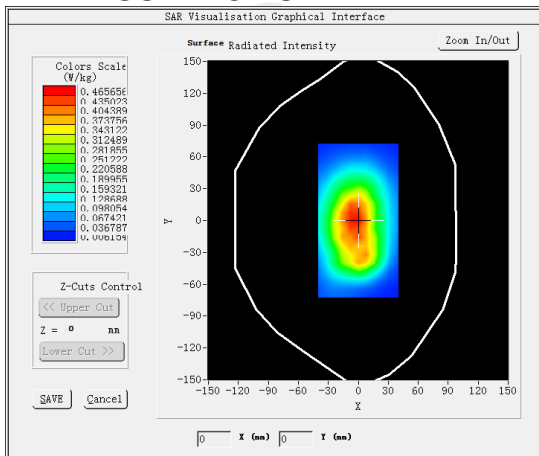
Date: 09/11/2024

Frequency (MHz)	680.500000
Relative permittivity (real part)	55.260832
Relative permittivity (imaginary part)	12.468860
Conductivity (S/m)	0.934272
Variation (%)	-1.630000
Crest Factor	1.0
Probe Conversion factor	1.86
E-Field Probe:	SSE2 (SN 25/22 EPG0375)
Area Scan	<u>dx=8mm dy=8mm, h= 5.00 mm</u>
ZoomScan	<u>5x5x7, dx=8mm dy=8mm</u> <u>dz=5mm, Complete/ndx=8mm dy=8mm, h=</u> <u>5.00 mm</u>

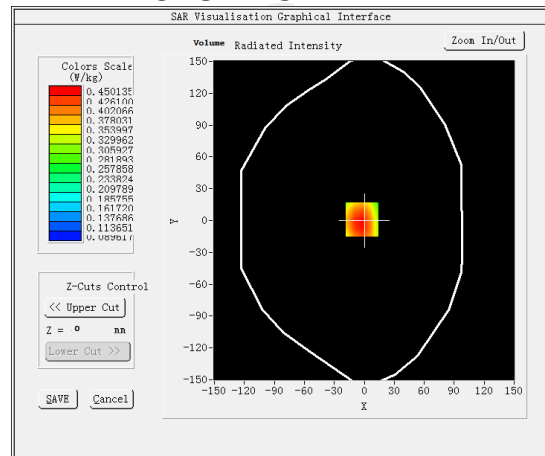
Phantom	<u>Validation plane</u>
Device Position	<u>Body back(10mm)</u>

Band	<u>NR N71</u>
------	---------------

SURFACE SAR



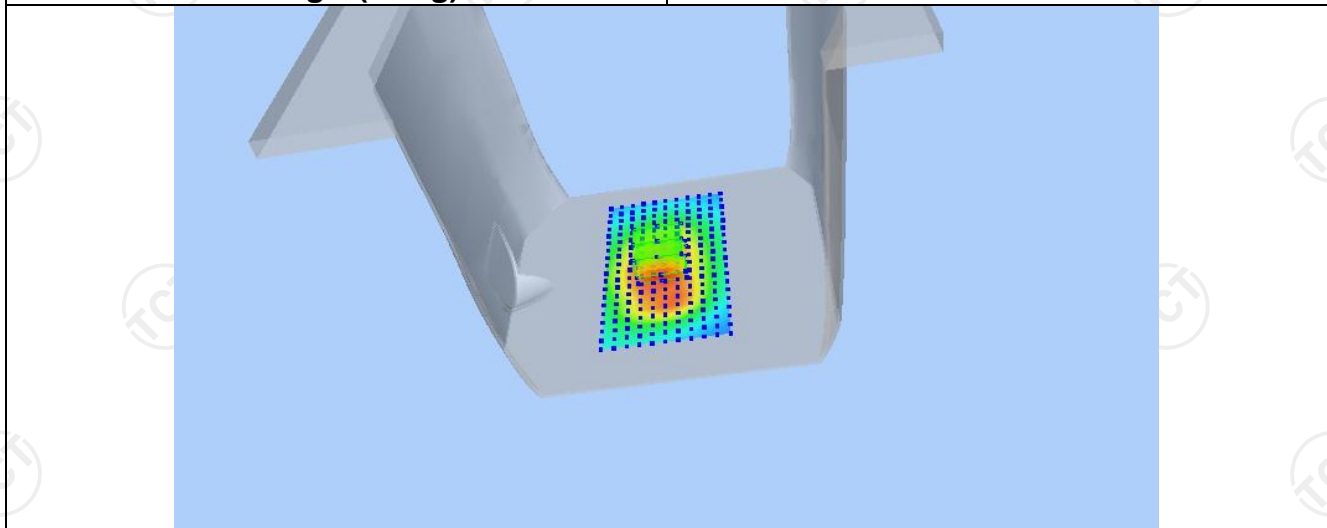
VOLUME SAR



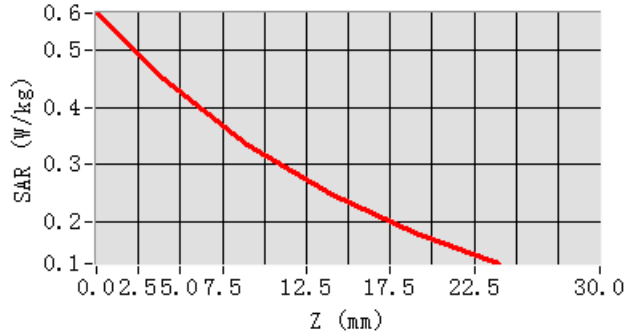
Maximum location: X=-12.00, Y=10.00 SAR Peak: 0.60 W/kg

SAR 10g (W/Kg) 0.403615

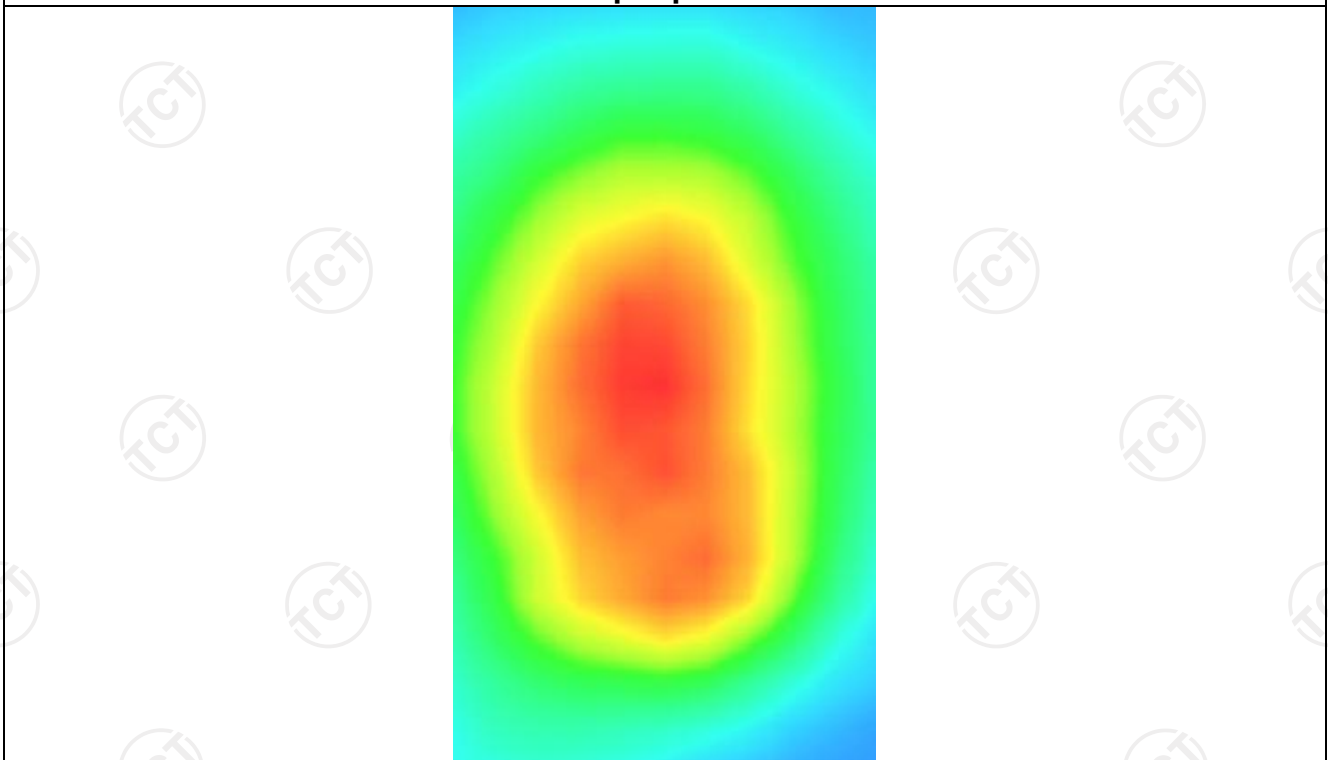
SAR 1g (W/Kg) 0.327723



Z (mm)	0.00	4.00	9.00	14.00	19.00
SAR (W/Kg)	0.5960	0.4500	0.3404	0.2484	0.1810



Hot spot position



MEASUREMENT 3

Middle Band SAR (Channel 136100):

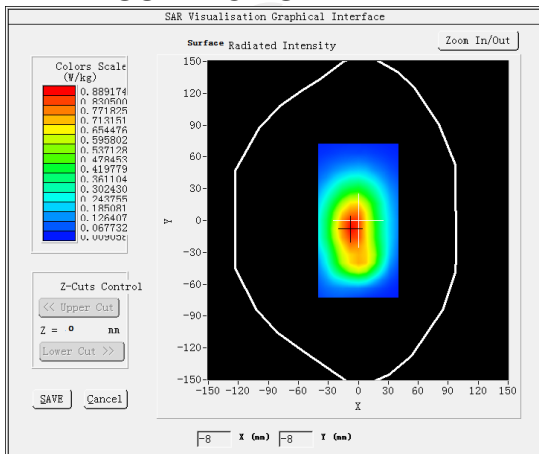
Date: 09/11/2024

Frequency (MHz)	680.500000
Relative permittivity (real part)	55.260832
Relative permittivity (imaginary part)	12.468860
Conductivity (S/m)	0.934272
Variation (%)	-1.630000
Crest Factor	1.0
Probe Conversion factor	1.86
E-Field Probe:	SSE2 (SN 25/22 EPGO375)
Area Scan	<u>dx=8mm dy=8mm, h= 5.00 mm</u>
ZoomScan	<u>5x5x7, dx=8mm dy=8mm</u> <u>dz=5mm, Complete/ndx=8mm dy=8mm, h=</u> <u>5.00 mm</u>

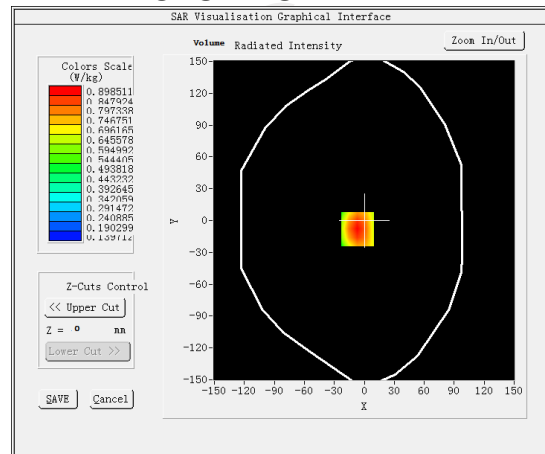
Phantom	Validation plane
Device Position	Body back(hotspot 10mm)

Band	NR N71
------	--------

SURFACE SAR



VOLUME SAR



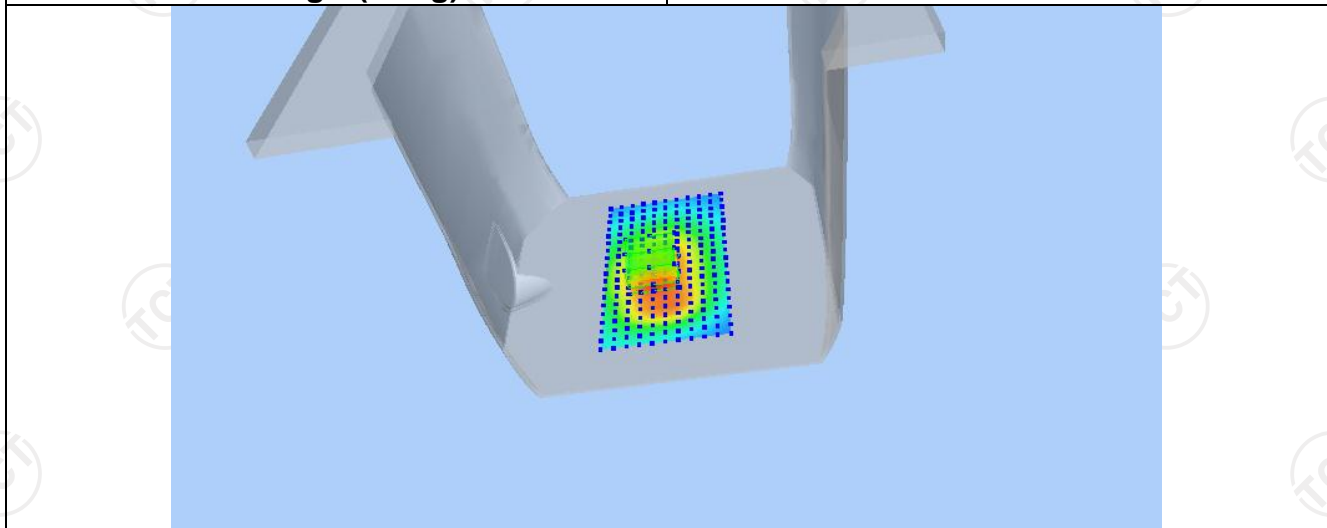
Maximum location: X=-17.00, Y=-18.00 SAR Peak: 1.18 W/kg

SAR 10g (W/Kg)

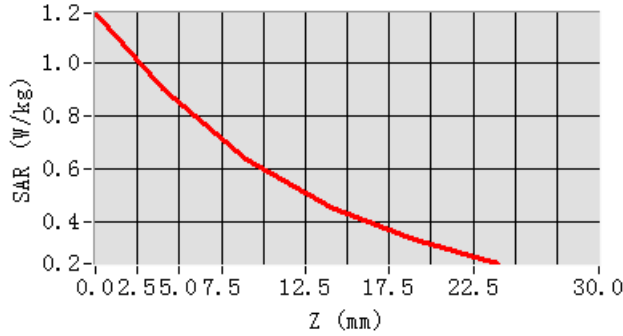
0.892450

SAR 1g (W/Kg)

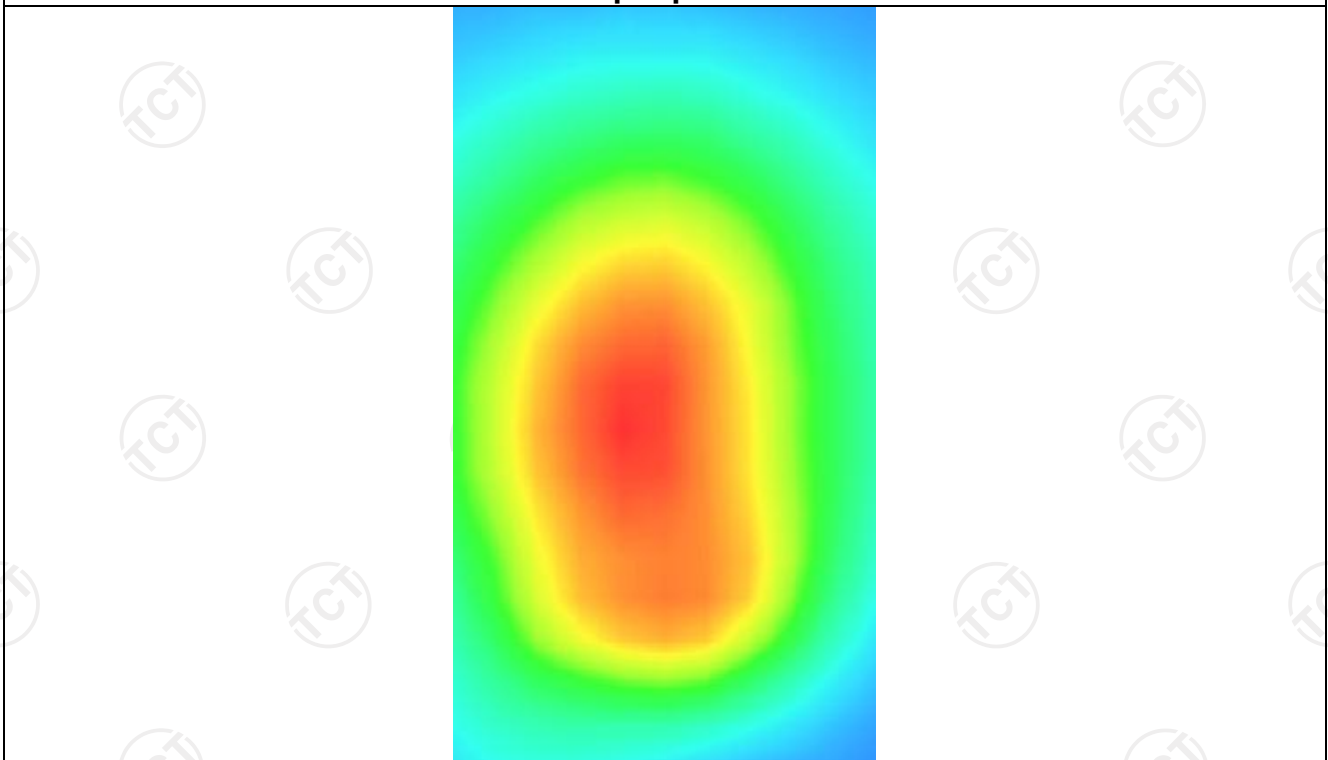
0.328432



Z (mm)	0.00	4.00	9.00	14.00	19.00
SAR (W/Kg)	1.1851	0.9016	0.6420	0.4625	0.3340



Hot spot position



5G NR N77

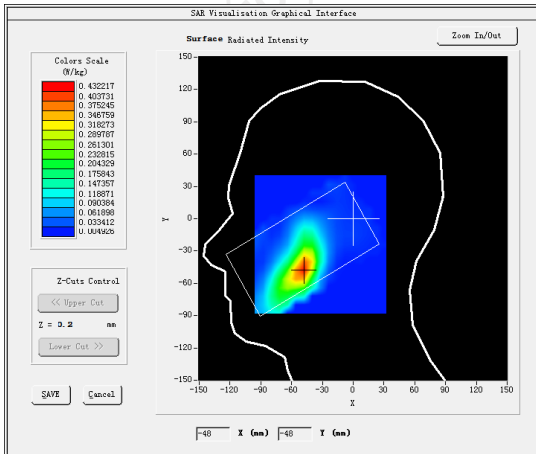
MEASUREMENT 1

Middle Band SAR (Channel 65600):

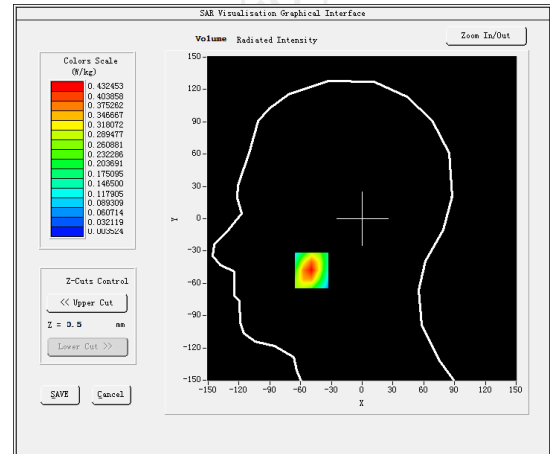
Date: 09/26/2024

Frequency (MHz)	3840.000000
Relative permittivity (real part)	38.892754
Relative permittivity (imaginary part)	12.468850
Conductivity (S/m)	1.902731
Variation (%)	2.580000
Crest Factor	1.0
Probe Conversion factor	4.38
E-Field Probe:	SSE2 (SN 25/22 EPG0375)
Area Scan	<u>dx=8mm dy=8mm, h= 5.00 mm</u>
ZoomScan	<u>5x5x7, dx=8mm dy=8mm</u> <u>dz=5mm, Complete/ndx=8mm dy=8mm, h=</u> <u>5.00 mm</u>
Phantom	<u>Left head</u>
Device Position	<u>Cheek</u>
Band	<u>NR N77</u>

SURFACE SAR



VOLUME SAR



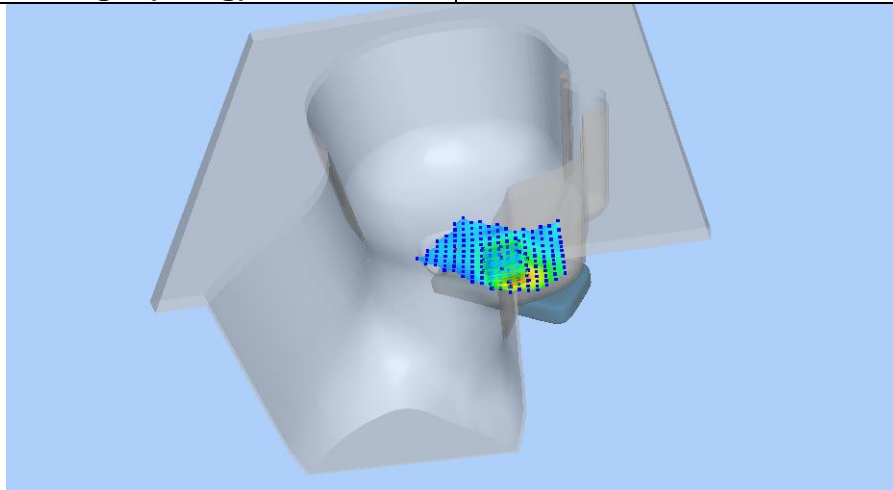
Maximum location: X=-49.00, Y=-48.00 SAR Peak: 0.88 W/kg

SAR 10g (W/Kg)

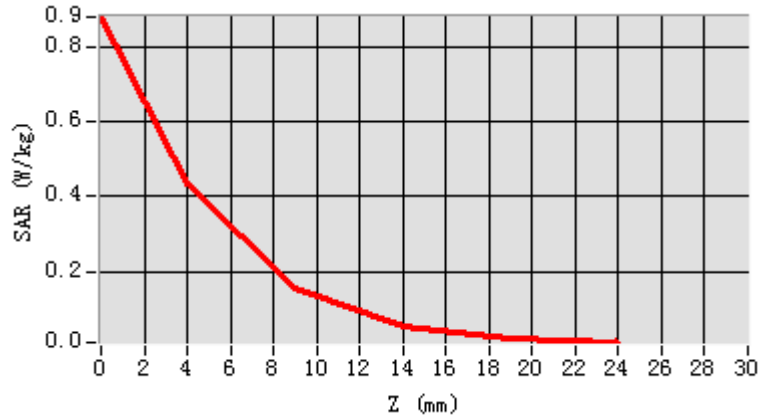
0.184588

SAR 1g (W/Kg)

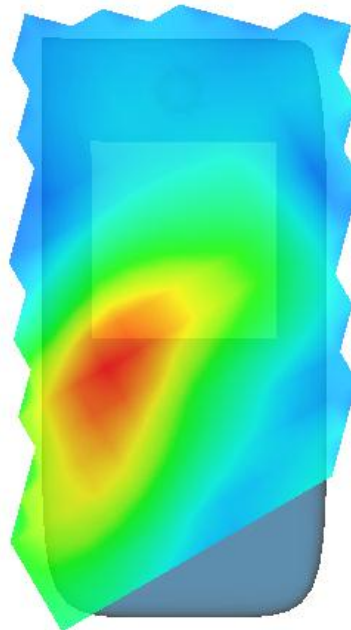
0.424219



Z (mm)	0.00	4.00	9.00	14.00	19.00
SAR (W/Kg)	0.8804	0.4325	0.1545	0.0508	0.0199



Hot spot position



MEASUREMENT 2

Middle Band SAR (Channel 65600):

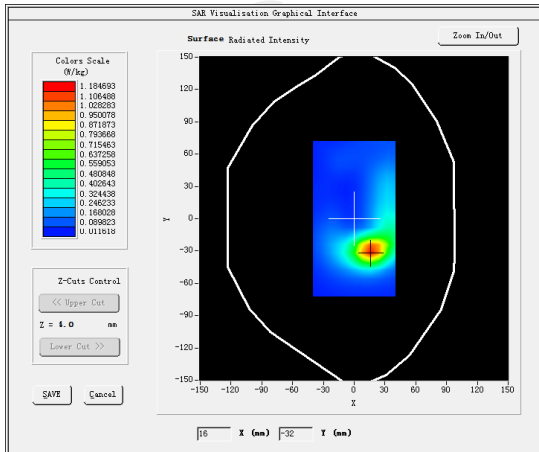
Date: 09/26/2024

Frequency (MHz)	3840.000000
Relative permittivity (real part)	52.131509
Relative permittivity (imaginary part)	12.468850
Conductivity (S/m)	2.128245
Variation (%)	-0.240000
Crest Factor	1.0
Probe Conversion factor	4.52
E-Field Probe:	SSE2 (SN 25/22 EPGO375)
Area Scan	<u>dx=8mm dy=8mm, h= 5.00 mm</u>
ZoomScan	<u>5x5x7, dx=8mm dy=8mm</u> <u>dz=5mm, Complete/ndx=8mm dy=8mm, h=</u> <u>5.00 mm</u>

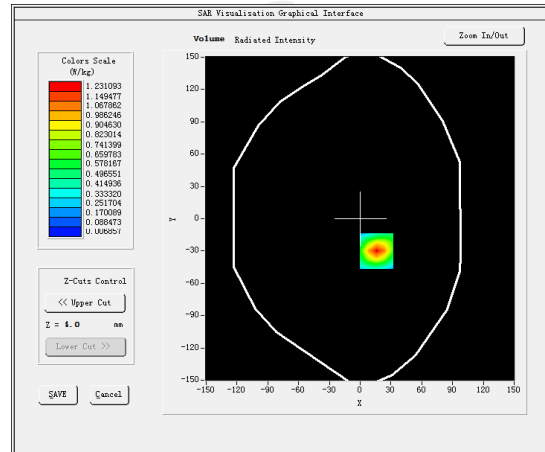
Phantom	Validation plane
Device Position	Body back(10mm)

Band	NR N77
------	--------

SURFACE SAR

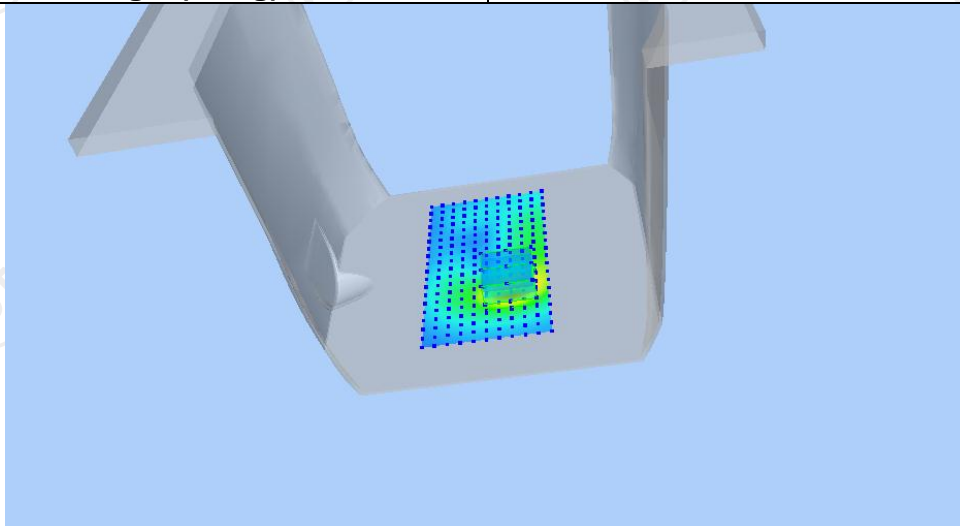


VOLUME SAR

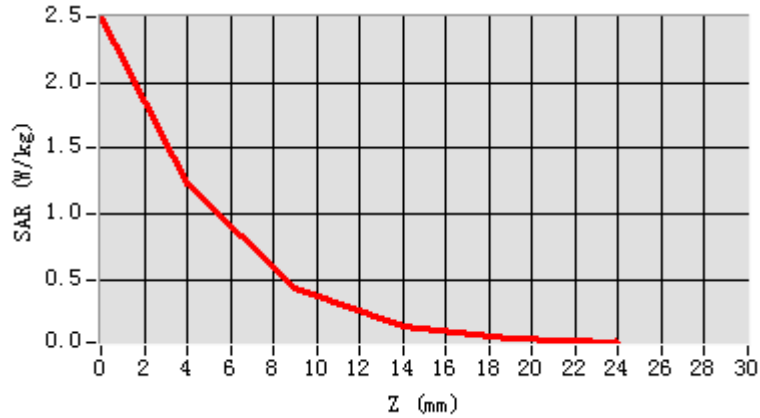


Maximum location: X=16.00, Y=-30.00 SAR Peak: 2.49 W/kg

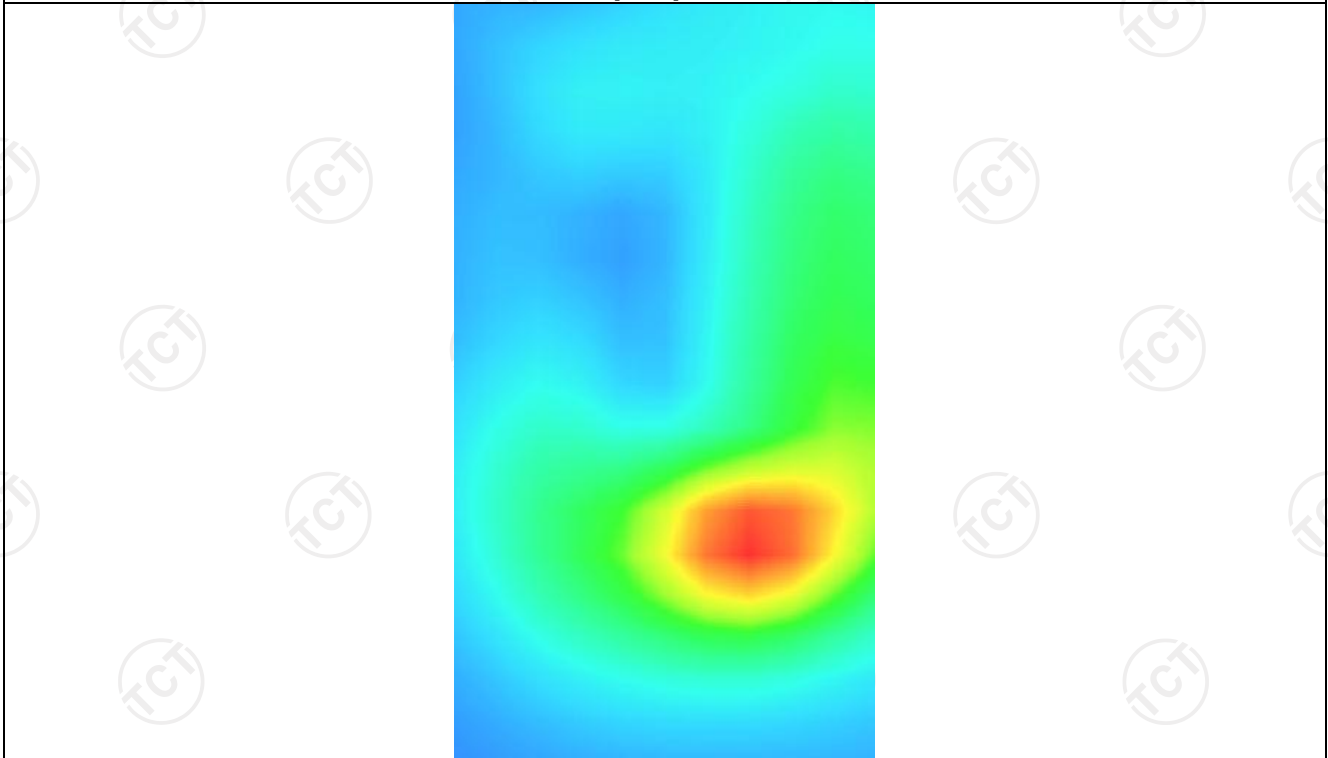
SAR 10g (W/Kg)	1.485495
SAR 1g (W/Kg)	0.397891



Z (mm)	0.00	4.00	9.00	14.00	19.00
SAR (W/Kg)	2.4978	1.2311	0.4399	0.1414	0.0507



Hot spot position



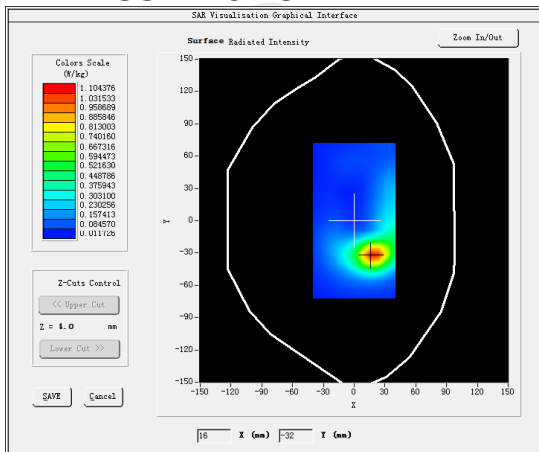
MEASUREMENT 3

Middle Band SAR (Channel 65600):

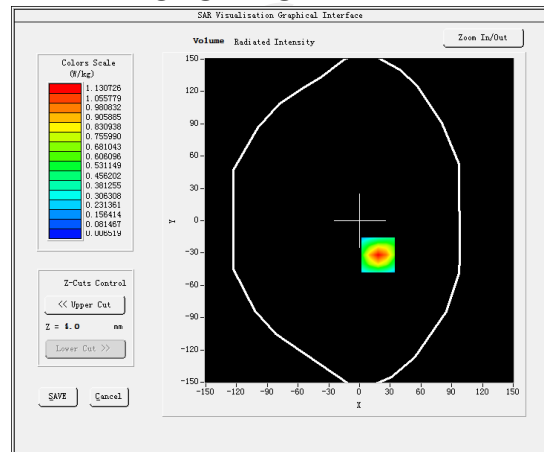
Date: 09/26/2024

Frequency (MHz)	3840.000000
Relative permittivity (real part)	52.131509
Relative permittivity (imaginary part)	12.468850
Conductivity (S/m)	2.128245
Variation (%)	-0.240000
Crest Factor	1.0
Probe Conversion factor	4.52
E-Field Probe:	SSE2 (SN 25/22 EPGO375)
Area Scan	<u>dx=8mm dy=8mm, h= 5.00 mm</u>
ZoomScan	<u>5x5x7, dx=8mm dy=8mm</u> <u>dz=5mm, Complete/ndx=8mm dy=8mm, h=</u> <u>5.00 mm</u>
Phantom	<u>Validation plane</u>
Device Position	<u>Body back(hotspot 10mm)</u>
Band	<u>NR N77</u>

SURFACE SAR



VOLUME SAR



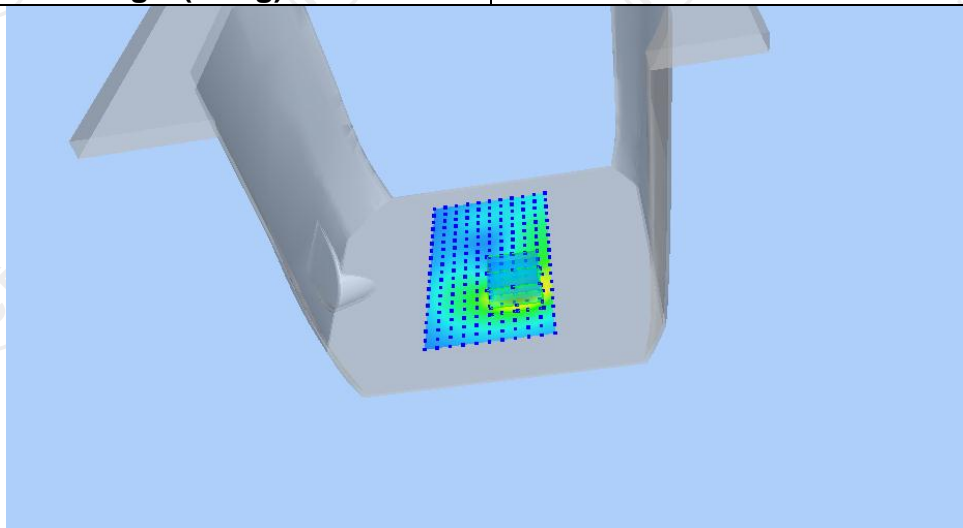
Maximum location: X=18.00, Y=-32.00 SAR Peak: 2.29 W/kg

SAR 10g (W/Kg)

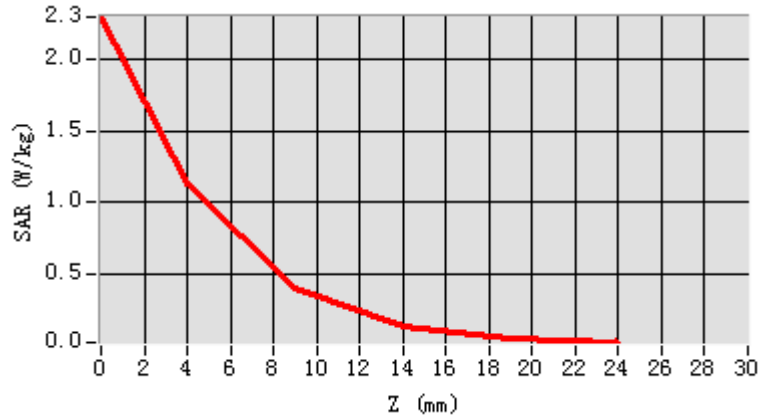
1.450208

SAR 1g (W/Kg)

0.398411



Z (mm)	0.00	4.00	9.00	14.00	19.00
SAR (W/Kg)	2.2975	1.1307	0.4031	0.1294	0.0466



Hot spot position

