

1. Effective (Isotropic) Radiated Power Output Data

1.1 Test Result

1.1.1 B41_5MHz_EIRP

Band: 41 / Bandwidth: 5MHz / NTNV										
Modulation	Frequency (MHz)	RB Allocation		Conducted Power (dBm)	Gain (dBi)	EIRP (dBm)		Verdict		
		Size	Offset			Result	Limit			
QPSK	2498.5	1	0	24.11	1.75	25.86	<=33.01	Pass		
			13	24.28	1.75	26.03	<=33.01	Pass		
			24	24.08	1.75	25.83	<=33.01	Pass		
		12	0	23.33	1.75	25.08	<=33.01	Pass		
			6	23.37	1.75	25.12	<=33.01	Pass		
			13	23.08	1.75	24.83	<=33.01	Pass		
		25	0	23.07	1.75	24.82	<=33.01	Pass		
		2593	1	0	23.19	1.75	24.94	<=33.01	Pass	
				13	23.24	1.75	24.99	<=33.01	Pass	
	24			23.00	1.75	24.75	<=33.01	Pass		
	12		0	22.21	1.75	23.96	<=33.01	Pass		
			6	22.20	1.75	23.95	<=33.01	Pass		
			13	21.92	1.75	23.67	<=33.01	Pass		
	25	0	22.16	1.75	23.91	<=33.01	Pass			
	2687.5	1	0	21.94	1.75	23.69	<=33.01	Pass		
			13	21.79	1.75	23.54	<=33.01	Pass		
			24	21.90	1.75	23.65	<=33.01	Pass		
		12	0	20.65	1.75	22.40	<=33.01	Pass		
			6	20.70	1.75	22.45	<=33.01	Pass		
			13	20.58	1.75	22.33	<=33.01	Pass		
		25	0	20.63	1.75	22.38	<=33.01	Pass		
		16QAM	2498.5	1	0	23.22	1.75	24.97	<=33.01	Pass
					13	23.38	1.75	25.13	<=33.01	Pass
	24				22.95	1.75	24.70	<=33.01	Pass	
12	0			22.22	1.75	23.97	<=33.01	Pass		
	6			21.98	1.75	23.73	<=33.01	Pass		
	13			21.91	1.75	23.66	<=33.01	Pass		
25	0			22.21	1.75	23.96	<=33.01	Pass		
2593	1			0	22.11	1.75	23.86	<=33.01	Pass	
				13	22.06	1.75	23.81	<=33.01	Pass	
			24	22.09	1.75	23.84	<=33.01	Pass		
	12		0	21.11	1.75	22.86	<=33.01	Pass		
			6	20.96	1.75	22.71	<=33.01	Pass		
			13	21.02	1.75	22.77	<=33.01	Pass		
25	0		20.90	1.75	22.65	<=33.01	Pass			
2687.5	1		0	20.54	1.75	22.29	<=33.01	Pass		
			13	20.83	1.75	22.58	<=33.01	Pass		
			24	20.49	1.75	22.24	<=33.01	Pass		
	12		0	19.54	1.75	21.29	<=33.01	Pass		
			6	19.69	1.75	21.44	<=33.01	Pass		
			13	19.48	1.75	21.23	<=33.01	Pass		
	25		0	19.80	1.75	21.55	<=33.01	Pass		

Note1: EIRP=Conducted Power+Antenna Gain

1.1.2 B41_10MHz_EIRP

Band: 41 / Bandwidth: 10MHz / NTNV								
------------------------------------	--	--	--	--	--	--	--	--

Modulation	Frequency (MHz)	RB Allocation		Conducted Power (dBm)	Gain (dBi)	EIRP (dBm)		Verdict		
		Size	Offset			Result	Limit			
QPSK	2501	1	0	24.27	1.75	26.02	<=33.01	Pass		
			25	24.75	1.75	26.50	<=33.01	Pass		
			49	24.50	1.75	26.25	<=33.01	Pass		
		25	0	23.24	1.75	24.99	<=33.01	Pass		
			13	23.49	1.75	25.24	<=33.01	Pass		
			25	23.42	1.75	25.17	<=33.01	Pass		
		50	0	23.16	1.75	24.91	<=33.01	Pass		
		2593	1	0	23.25	1.75	25.00	<=33.01	Pass	
				25	23.47	1.75	25.22	<=33.01	Pass	
	49			23.29	1.75	25.04	<=33.01	Pass		
	25		0	22.18	1.75	23.93	<=33.01	Pass		
			13	22.17	1.75	23.92	<=33.01	Pass		
			25	22.28	1.75	24.03	<=33.01	Pass		
	50		0	22.30	1.75	24.05	<=33.01	Pass		
	2685		1	0	22.15	1.75	23.90	<=33.01	Pass	
				25	22.34	1.75	24.09	<=33.01	Pass	
		49		21.55	1.75	23.30	<=33.01	Pass		
		25	0	20.65	1.75	22.40	<=33.01	Pass		
			13	20.79	1.75	22.54	<=33.01	Pass		
			25	20.37	1.75	22.12	<=33.01	Pass		
		50	0	20.63	1.75	22.38	<=33.01	Pass		
		16QAM	2501	1	0	23.48	1.75	25.23	<=33.01	Pass
					25	23.08	1.75	24.83	<=33.01	Pass
	49				23.13	1.75	24.88	<=33.01	Pass	
25	0			22.14	1.75	23.89	<=33.01	Pass		
	13			22.39	1.75	24.14	<=33.01	Pass		
	25			22.32	1.75	24.07	<=33.01	Pass		
50	0			22.07	1.75	23.82	<=33.01	Pass		
2593	1			0	22.01	1.75	23.76	<=33.01	Pass	
				25	22.28	1.75	24.03	<=33.01	Pass	
			49	21.87	1.75	23.62	<=33.01	Pass		
	25		0	21.11	1.75	22.86	<=33.01	Pass		
			13	21.06	1.75	22.81	<=33.01	Pass		
			25	21.20	1.75	22.95	<=33.01	Pass		
	50		0	21.22	1.75	22.97	<=33.01	Pass		
	2685		1	0	20.44	1.75	22.19	<=33.01	Pass	
				25	20.60	1.75	22.35	<=33.01	Pass	
49				20.28	1.75	22.03	<=33.01	Pass		
25			0	19.61	1.75	21.36	<=33.01	Pass		
			13	19.52	1.75	21.27	<=33.01	Pass		
			25	19.32	1.75	21.07	<=33.01	Pass		
50			0	19.46	1.75	21.21	<=33.01	Pass		

Note1: EIRP=Conducted Power+Antenna Gain

1.1.3 B41_15MHz_EIRP

Band: 41 / Bandwidth: 15MHz / NTNV								
Modulation	Frequency (MHz)	RB Allocation		Conducted Power (dBm)	Gain (dBi)	EIRP (dBm)		Verdict
		Size	Offset			Result	Limit	
QPSK	2503.5	1	0	24.26	1.75	26.01	<=33.01	Pass
			38	24.38	1.75	26.13	<=33.01	Pass
			74	23.86	1.75	25.61	<=33.01	Pass
		36	0	22.98	1.75	24.73	<=33.01	Pass
			18	23.00	1.75	24.75	<=33.01	Pass
			39	22.90	1.75	24.65	<=33.01	Pass

16QAM	2593	75	0	22.97	1.75	24.72	<=33.01	Pass	
		1	0	23.16	1.75	24.91	<=33.01	Pass	
			38	23.08	1.75	24.83	<=33.01	Pass	
			74	22.38	1.75	24.13	<=33.01	Pass	
			0	22.08	1.75	23.83	<=33.01	Pass	
		36	18	22.09	1.75	23.84	<=33.01	Pass	
			39	21.99	1.75	23.74	<=33.01	Pass	
			75	0	21.83	1.75	23.58	<=33.01	Pass
		2682.5	1	0	22.01	1.75	23.76	<=33.01	Pass
	38			22.06	1.75	23.81	<=33.01	Pass	
	74			21.02	1.75	22.77	<=33.01	Pass	
	0			20.45	1.75	22.20	<=33.01	Pass	
	36		18	20.46	1.75	22.21	<=33.01	Pass	
			39	20.58	1.75	22.33	<=33.01	Pass	
			75	0	20.66	1.75	22.41	<=33.01	Pass
	2503.5		1	0	22.44	1.75	24.19	<=33.01	Pass
				38	22.51	1.75	24.26	<=33.01	Pass
		74		22.23	1.75	23.98	<=33.01	Pass	
		0		21.86	1.75	23.61	<=33.01	Pass	
		18		21.58	1.75	23.33	<=33.01	Pass	
		39		21.75	1.75	23.50	<=33.01	Pass	
		36	0	21.83	1.75	23.58	<=33.01	Pass	
			0	21.53	1.75	23.28	<=33.01	Pass	
			38	21.62	1.75	23.37	<=33.01	Pass	
2593		74	0	21.48	1.75	23.23	<=33.01	Pass	
			0	21.23	1.75	22.98	<=33.01	Pass	
			18	21.04	1.75	22.79	<=33.01	Pass	
2682.5		36	39	21.06	1.75	22.81	<=33.01	Pass	
			75	0	21.23	1.75	22.98	<=33.01	Pass
			0	20.29	1.75	22.04	<=33.01	Pass	
		1	38	20.39	1.75	22.14	<=33.01	Pass	
			74	20.06	1.75	21.81	<=33.01	Pass	
			0	19.63	1.75	21.38	<=33.01	Pass	
	36	18	19.67	1.75	21.42	<=33.01	Pass		
		39	19.51	1.75	21.26	<=33.01	Pass		
		75	0	19.53	1.75	21.28	<=33.01	Pass	

Note1: EIRP=Conducted Power+Antenna Gain

1.1.4 B41_20MHz_EIRP

Band: 41 / Bandwidth: 20MHz / NTNV									
Modulation	Frequency (MHz)	RB Allocation		Conducted Power (dBm)	Gain (dBi)	EIRP (dBm)		Verdict	
		Size	Offset			Result	Limit		
QPSK	2506	1	0	23.83	1.75	25.58	<=33.01	Pass	
			50	24.26	1.75	26.01	<=33.01	Pass	
			99	24.13	1.75	25.88	<=33.01	Pass	
		50	0	23.13	1.75	24.88	<=33.01	Pass	
			25	23.30	1.75	25.05	<=33.01	Pass	
			50	22.95	1.75	24.70	<=33.01	Pass	
		100	0	23.15	1.75	24.90	<=33.01	Pass	
		2593	1	0	22.82	1.75	24.57	<=33.01	Pass
				50	22.99	1.75	24.74	<=33.01	Pass
	99			22.26	1.75	24.01	<=33.01	Pass	
	50		0	21.68	1.75	23.43	<=33.01	Pass	
			25	21.66	1.75	23.41	<=33.01	Pass	
			50	21.57	1.75	23.32	<=33.01	Pass	
	100		0	21.88	1.75	23.63	<=33.01	Pass	

	2680	1	0	22.05	1.75	23.80	<=33.01	Pass		
			50	22.35	1.75	24.10	<=33.01	Pass		
			99	21.22	1.75	22.97	<=33.01	Pass		
		50	0	20.63	1.75	22.38	<=33.01	Pass		
			25	20.75	1.75	22.50	<=33.01	Pass		
			50	20.31	1.75	22.06	<=33.01	Pass		
		100	0	20.40	1.75	22.15	<=33.01	Pass		
		16QAM	2506	1	0	21.98	1.75	23.73	<=33.01	Pass
					50	22.82	1.75	24.57	<=33.01	Pass
99	22.42				1.75	24.17	<=33.01	Pass		
50	0			21.60	1.75	23.35	<=33.01	Pass		
	25			21.48	1.75	23.23	<=33.01	Pass		
	50			21.68	1.75	23.43	<=33.01	Pass		
100	0			21.54	1.75	23.29	<=33.01	Pass		
2593	1			0	21.15	1.75	22.90	<=33.01	Pass	
				50	21.45	1.75	23.20	<=33.01	Pass	
			99	21.15	1.75	22.90	<=33.01	Pass		
	50		0	20.87	1.75	22.62	<=33.01	Pass		
			25	20.93	1.75	22.68	<=33.01	Pass		
			50	20.80	1.75	22.55	<=33.01	Pass		
	100		0	21.17	1.75	22.92	<=33.01	Pass		
	2680		1	0	20.45	1.75	22.20	<=33.01	Pass	
				50	21.02	1.75	22.77	<=33.01	Pass	
99				19.86	1.75	21.61	<=33.01	Pass		
50			0	19.75	1.75	21.50	<=33.01	Pass		
			25	19.47	1.75	21.22	<=33.01	Pass		
			50	19.20	1.75	20.95	<=33.01	Pass		
100			0	19.83	1.75	21.58	<=33.01	Pass		
Note1: EIRP=Conducted Power+Antenna Gain										

2. Frequency Stability

2.1 Test Result

2.1.1 B41_5MHz

Band: 41 / Bandwidth: 5MHz									
Modulation	Frequency (MHz)	RB Allocation		Temp. (°C)	Voltage (VDC)	Freq. Error (Hz)	Freq. vs. Rated (ppm)		Verdict
		Size	Offset				Result	Limit	
QPSK	2498.5	25	0	20	3.27	-22.917	-0.0092	-2.5 to 2.5	Pass
					3.85	-18.883	-0.0076	-2.5 to 2.5	Pass
					4.43	-8.597	-0.0034	-2.5 to 2.5	Pass
				-30	3.85	-1.917	-0.0008	-2.5 to 2.5	Pass
				-20	3.85	-4.807	-0.0019	-2.5 to 2.5	Pass
				-10	3.85	-0.930	-0.0004	-2.5 to 2.5	Pass
				0	3.85	-10.486	-0.0042	-2.5 to 2.5	Pass
				10	3.85	-6.394	-0.0026	-2.5 to 2.5	Pass
				30	3.85	8.254	0.0033	-2.5 to 2.5	Pass
	40	3.85	-15.693	-0.0063	-2.5 to 2.5	Pass			
	50	3.85	-12.259	-0.0049	-2.5 to 2.5	Pass			
	2593	25	0	20	3.27	7.052	0.0027	-2.5 to 2.5	Pass
					3.85	4.992	0.0019	-2.5 to 2.5	Pass
					4.43	17.166	0.0066	-2.5 to 2.5	Pass
				-30	3.85	3.791	0.0015	-2.5 to 2.5	Pass
				-20	3.85	10.171	0.0039	-2.5 to 2.5	Pass
				-10	3.85	6.266	0.0024	-2.5 to 2.5	Pass

				0	3.85	-1.216	-0.0005	-2.5 to 2.5	Pass				
				10	3.85	-6.666	-0.0026	-2.5 to 2.5	Pass				
				30	3.85	1.631	0.0006	-2.5 to 2.5	Pass				
				40	3.85	5.522	0.0021	-2.5 to 2.5	Pass				
				50	3.85	-11.487	-0.0044	-2.5 to 2.5	Pass				
	2687.5	25	0	20	3.27	-12.259	-0.0046	-2.5 to 2.5	Pass				
					3.85	-21.873	-0.0081	-2.5 to 2.5	Pass				
					4.43	-22.316	-0.0083	-2.5 to 2.5	Pass				
				-30	3.85	-30.098	-0.0112	-2.5 to 2.5	Pass				
				-20	3.85	-16.065	-0.0060	-2.5 to 2.5	Pass				
				-10	3.85	-46.835	-0.0174	-2.5 to 2.5	Pass				
				0	3.85	-54.045	-0.0201	-2.5 to 2.5	Pass				
				10	3.85	-53.043	-0.0197	-2.5 to 2.5	Pass				
				30	3.85	-56.548	-0.0210	-2.5 to 2.5	Pass				
				40	3.85	-56.062	-0.0209	-2.5 to 2.5	Pass				
				50	3.85	-58.780	-0.0219	-2.5 to 2.5	Pass				
				16QAM	2498.5	25	0	20	3.27	-11.172	-0.0045	-2.5 to 2.5	Pass
									3.85	0.629	0.0003	-2.5 to 2.5	Pass
									4.43	-19.326	-0.0077	-2.5 to 2.5	Pass
								-30	3.85	-12.932	-0.0052	-2.5 to 2.5	Pass
-20	3.85	-14.191	-0.0057					-2.5 to 2.5	Pass				
-10	3.85	-15.478	-0.0062					-2.5 to 2.5	Pass				
0	3.85	-5.021	-0.0020					-2.5 to 2.5	Pass				
10	3.85	-19.240	-0.0077					-2.5 to 2.5	Pass				
30	3.85	-10.657	-0.0043					-2.5 to 2.5	Pass				
40	3.85	-12.674	-0.0051					-2.5 to 2.5	Pass				
50	3.85	-20.256	-0.0081		-2.5 to 2.5	Pass							
2593	25	0	20		3.27	12.803	0.0049	-2.5 to 2.5	Pass				
					3.85	-3.633	-0.0014	-2.5 to 2.5	Pass				
					4.43	10.042	0.0039	-2.5 to 2.5	Pass				
			-30		3.85	15.850	0.0061	-2.5 to 2.5	Pass				
			-20		3.85	15.521	0.0060	-2.5 to 2.5	Pass				
			-10		3.85	-2.131	-0.0008	-2.5 to 2.5	Pass				
			0		3.85	6.781	0.0026	-2.5 to 2.5	Pass				
			10		3.85	-2.260	-0.0009	-2.5 to 2.5	Pass				
			30		3.85	-2.432	-0.0009	-2.5 to 2.5	Pass				
			40	3.85	4.063	0.0016	-2.5 to 2.5	Pass					
50	3.85	15.578	0.0060	-2.5 to 2.5	Pass								
2687.5	25	0	20	3.27	-64.402	-0.0240	-2.5 to 2.5	Pass					
				3.85	-66.004	-0.0246	-2.5 to 2.5	Pass					
				4.43	-26.336	-0.0098	-2.5 to 2.5	Pass					
			-30	3.85	-24.977	-0.0093	-2.5 to 2.5	Pass					
			-20	3.85	-14.420	-0.0054	-2.5 to 2.5	Pass					
			-10	3.85	-3.061	-0.0011	-2.5 to 2.5	Pass					
			0	3.85	-6.366	-0.0024	-2.5 to 2.5	Pass					
			10	3.85	-6.037	-0.0022	-2.5 to 2.5	Pass					
			30	3.85	-8.869	-0.0033	-2.5 to 2.5	Pass					
			40	3.85	-8.411	-0.0031	-2.5 to 2.5	Pass					
50	3.85	-12.445	-0.0046	-2.5 to 2.5	Pass								

2.1.2 B41_10MHz

Band: 41 / Bandwidth: 10MHz										
Modulation	Frequency (MHz)	RB Allocation		Temp. (°C)	Voltage (VDC)	Freq. Error (Hz)	Freq. vs. Rated (ppm)		Verdict	
		Size	Offset				Result	Limit		
QPSK	2501	50	0	20		3.27	-27.294	-0.0109	-2.5 to 2.5	Pass
						3.85	-22.802	-0.0091	-2.5 to 2.5	Pass

					4.43	-15.707	-0.0063	-2.5 to 2.5	Pass
				-30	3.85	-4.892	-0.0020	-2.5 to 2.5	Pass
				-20	3.85	-7.768	-0.0031	-2.5 to 2.5	Pass
				-10	3.85	-2.604	-0.0010	-2.5 to 2.5	Pass
				0	3.85	-16.651	-0.0067	-2.5 to 2.5	Pass
				10	3.85	-10.185	-0.0041	-2.5 to 2.5	Pass
				30	3.85	-12.975	-0.0052	-2.5 to 2.5	Pass
				40	3.85	-7.968	-0.0032	-2.5 to 2.5	Pass
	50	3.85	-11.501	-0.0046	-2.5 to 2.5	Pass			
	2593	50	0	20	3.27	-9.255	-0.0036	-2.5 to 2.5	Pass
					3.85	-14.949	-0.0058	-2.5 to 2.5	Pass
					4.43	-9.656	-0.0037	-2.5 to 2.5	Pass
				-30	3.85	-13.089	-0.0050	-2.5 to 2.5	Pass
				-20	3.85	-22.545	-0.0087	-2.5 to 2.5	Pass
				-10	3.85	-10.300	-0.0040	-2.5 to 2.5	Pass
				0	3.85	-14.720	-0.0057	-2.5 to 2.5	Pass
				10	3.85	-10.643	-0.0041	-2.5 to 2.5	Pass
	30	3.85	-16.751	-0.0065	-2.5 to 2.5	Pass			
	40	3.85	-14.319	-0.0055	-2.5 to 2.5	Pass			
	50	3.85	-6.008	-0.0023	-2.5 to 2.5	Pass			
	2685	50	0	20	3.27	-20.928	-0.0078	-2.5 to 2.5	Pass
					3.85	-5.865	-0.0022	-2.5 to 2.5	Pass
					4.43	-6.223	-0.0023	-2.5 to 2.5	Pass
				-30	3.85	-3.376	-0.0013	-2.5 to 2.5	Pass
				-20	3.85	-3.133	-0.0012	-2.5 to 2.5	Pass
				-10	3.85	-9.527	-0.0035	-2.5 to 2.5	Pass
				0	3.85	-2.861	-0.0011	-2.5 to 2.5	Pass
				10	3.85	-13.433	-0.0050	-2.5 to 2.5	Pass
30	3.85	-14.362	-0.0053	-2.5 to 2.5	Pass				
40	3.85	-18.110	-0.0067	-2.5 to 2.5	Pass				
50	3.85	-14.677	-0.0055	-2.5 to 2.5	Pass				
16QAM	2501	50	0	20	3.27	-20.757	-0.0083	-2.5 to 2.5	Pass
					3.85	-9.041	-0.0036	-2.5 to 2.5	Pass
					4.43	-2.403	-0.0010	-2.5 to 2.5	Pass
				-30	3.85	-10.071	-0.0040	-2.5 to 2.5	Pass
				-20	3.85	-9.141	-0.0037	-2.5 to 2.5	Pass
				-10	3.85	-21.100	-0.0084	-2.5 to 2.5	Pass
				0	3.85	-18.897	-0.0076	-2.5 to 2.5	Pass
				10	3.85	-11.601	-0.0046	-2.5 to 2.5	Pass
	30	3.85	-8.497	-0.0034	-2.5 to 2.5	Pass			
	40	3.85	-11.044	-0.0044	-2.5 to 2.5	Pass			
	50	3.85	-15.864	-0.0063	-2.5 to 2.5	Pass			
	2593	50	0	20	3.27	-9.470	-0.0037	-2.5 to 2.5	Pass
					3.85	-15.693	-0.0061	-2.5 to 2.5	Pass
					4.43	-10.614	-0.0041	-2.5 to 2.5	Pass
				-30	3.85	-18.268	-0.0070	-2.5 to 2.5	Pass
				-20	3.85	-20.828	-0.0080	-2.5 to 2.5	Pass
				-10	3.85	-13.790	-0.0053	-2.5 to 2.5	Pass
				0	3.85	-8.440	-0.0033	-2.5 to 2.5	Pass
				10	3.85	-3.948	-0.0015	-2.5 to 2.5	Pass
	30	3.85	-1.445	-0.0006	-2.5 to 2.5	Pass			
	40	3.85	-11.387	-0.0044	-2.5 to 2.5	Pass			
	50	3.85	-9.670	-0.0037	-2.5 to 2.5	Pass			
	2685	50	0	20	3.27	-20.013	-0.0075	-2.5 to 2.5	Pass
					3.85	-13.547	-0.0050	-2.5 to 2.5	Pass
					4.43	-8.168	-0.0030	-2.5 to 2.5	Pass
				-30	3.85	-9.971	-0.0037	-2.5 to 2.5	Pass
				-20	3.85	-4.063	-0.0015	-2.5 to 2.5	Pass
	-10	3.85	-14.791	-0.0055	-2.5 to 2.5	Pass			

				0	3.85	-5.007	-0.0019	-2.5 to 2.5	Pass
				10	3.85	-13.676	-0.0051	-2.5 to 2.5	Pass
				30	3.85	-12.660	-0.0047	-2.5 to 2.5	Pass
				40	3.85	-11.716	-0.0044	-2.5 to 2.5	Pass
				50	3.85	-11.058	-0.0041	-2.5 to 2.5	Pass

2.1.3 B41_15MHz

Band: 41 / Bandwidth: 15MHz												
Modulation	Frequency (MHz)	RB Allocation		Temp. (°C)	Voltage (VDC)	Freq. Error (Hz)	Freq. vs. Rated (ppm)		Verdict			
		Size	Offset				Result	Limit				
QPSK	2503.5	75	0	20	3.27	-18.411	-0.0074	-2.5 to 2.5	Pass			
					3.85	-17.982	-0.0072	-2.5 to 2.5	Pass			
					4.43	-14.005	-0.0056	-2.5 to 2.5	Pass			
				-30	3.85	-9.871	-0.0039	-2.5 to 2.5	Pass			
				-20	3.85	-3.319	-0.0013	-2.5 to 2.5	Pass			
				-10	3.85	-15.049	-0.0060	-2.5 to 2.5	Pass			
				0	3.85	-15.664	-0.0063	-2.5 to 2.5	Pass			
				10	3.85	-20.185	-0.0081	-2.5 to 2.5	Pass			
				30	3.85	-15.678	-0.0063	-2.5 to 2.5	Pass			
				40	3.85	-18.625	-0.0074	-2.5 to 2.5	Pass			
				50	3.85	-12.360	-0.0049	-2.5 to 2.5	Pass			
				2593	75	0	20	3.27	-7.453	-0.0029	-2.5 to 2.5	Pass
								3.85	-4.191	-0.0016	-2.5 to 2.5	Pass
								4.43	-14.920	-0.0058	-2.5 to 2.5	Pass
							-30	3.85	-14.462	-0.0056	-2.5 to 2.5	Pass
	-20	3.85	-12.574				-0.0048	-2.5 to 2.5	Pass			
	-10	3.85	-15.879				-0.0061	-2.5 to 2.5	Pass			
	0	3.85	-5.393				-0.0021	-2.5 to 2.5	Pass			
	10	3.85	-9.069				-0.0035	-2.5 to 2.5	Pass			
	30	3.85	-15.292				-0.0059	-2.5 to 2.5	Pass			
	2682.5	75	0	20	3.27	-17.982	-0.0067	-2.5 to 2.5	Pass			
					3.85	-16.222	-0.0060	-2.5 to 2.5	Pass			
					4.43	-24.590	-0.0092	-2.5 to 2.5	Pass			
				-30	3.85	-20.428	-0.0076	-2.5 to 2.5	Pass			
				-20	3.85	-11.344	-0.0042	-2.5 to 2.5	Pass			
				-10	3.85	-10.157	-0.0038	-2.5 to 2.5	Pass			
				0	3.85	-4.964	-0.0019	-2.5 to 2.5	Pass			
				10	3.85	-17.438	-0.0065	-2.5 to 2.5	Pass			
				30	3.85	-15.736	-0.0059	-2.5 to 2.5	Pass			
	16QAM	2503.5	75	0	20	3.27	-5.822	-0.0023	-2.5 to 2.5	Pass		
3.85						-3.533	-0.0014	-2.5 to 2.5	Pass			
4.43						-9.456	-0.0038	-2.5 to 2.5	Pass			
-30					3.85	-11.559	-0.0046	-2.5 to 2.5	Pass			
-20					3.85	-2.418	-0.0010	-2.5 to 2.5	Pass			
-10					3.85	-15.621	-0.0062	-2.5 to 2.5	Pass			
0					3.85	-18.368	-0.0073	-2.5 to 2.5	Pass			
10					3.85	-6.609	-0.0026	-2.5 to 2.5	Pass			
30					3.85	-13.118	-0.0052	-2.5 to 2.5	Pass			
40					3.85	-14.033	-0.0056	-2.5 to 2.5	Pass			
50					3.85	-20.113	-0.0080	-2.5 to 2.5	Pass			
2593					75	0	20	3.27	-11.444	-0.0044	-2.5 to 2.5	Pass
		3.85	-6.380	-0.0025				-2.5 to 2.5	Pass			

					4.43	-2.861	-0.0011	-2.5 to 2.5	Pass	
				-30	3.85	-19.355	-0.0075	-2.5 to 2.5	Pass	
				-20	3.85	-11.745	-0.0045	-2.5 to 2.5	Pass	
				-10	3.85	-8.512	-0.0033	-2.5 to 2.5	Pass	
				0	3.85	-7.453	-0.0029	-2.5 to 2.5	Pass	
				10	3.85	-17.695	-0.0068	-2.5 to 2.5	Pass	
				30	3.85	-8.240	-0.0032	-2.5 to 2.5	Pass	
	2682.5	75	0		20	3.27	-9.069	-0.0034	-2.5 to 2.5	Pass
						3.85	-10.028	-0.0037	-2.5 to 2.5	Pass
						4.43	-13.418	-0.0050	-2.5 to 2.5	Pass
					-30	3.85	-11.687	-0.0044	-2.5 to 2.5	Pass
					-20	3.85	-13.962	-0.0052	-2.5 to 2.5	Pass
					-10	3.85	-18.168	-0.0068	-2.5 to 2.5	Pass
					0	3.85	-14.348	-0.0053	-2.5 to 2.5	Pass
10	3.85	-7.167	-0.0027	-2.5 to 2.5	Pass					
30	3.85	-17.166	-0.0064	-2.5 to 2.5	Pass					
40	3.85	-17.180	-0.0064	-2.5 to 2.5	Pass					
50	3.85	-17.710	-0.0066	-2.5 to 2.5	Pass					

2.1.4 B41_20MHz

Band: 41 / Bandwidth: 20MHz									
Modulation	Frequency (MHz)	RB Allocation		Temp. (°C)	Voltage (VDC)	Freq. Error (Hz)	Freq. vs. Rated (ppm)		Verdict
		Size	Offset				Result	Limit	
QPSK	2506	100	0	20	3.27	-22.216	-0.0089	-2.5 to 2.5	Pass
					3.85	-25.678	-0.0102	-2.5 to 2.5	Pass
					4.43	-5.250	-0.0021	-2.5 to 2.5	Pass
				-30	3.85	-7.768	-0.0031	-2.5 to 2.5	Pass
				-20	3.85	-5.937	-0.0024	-2.5 to 2.5	Pass
				-10	3.85	-6.709	-0.0027	-2.5 to 2.5	Pass
				0	3.85	-20.070	-0.0080	-2.5 to 2.5	Pass
				10	3.85	-17.681	-0.0071	-2.5 to 2.5	Pass
				30	3.85	-15.335	-0.0061	-2.5 to 2.5	Pass
				40	3.85	-6.809	-0.0027	-2.5 to 2.5	Pass
	50	3.85	-9.341	-0.0037	-2.5 to 2.5	Pass			
	2593	100	0	20	3.27	-2.031	-0.0008	-2.5 to 2.5	Pass
					3.85	-15.235	-0.0059	-2.5 to 2.5	Pass
					4.43	-14.963	-0.0058	-2.5 to 2.5	Pass
				-30	3.85	-12.560	-0.0048	-2.5 to 2.5	Pass
				-20	3.85	-4.878	-0.0019	-2.5 to 2.5	Pass
				-10	3.85	-7.997	-0.0031	-2.5 to 2.5	Pass
				0	3.85	-17.152	-0.0066	-2.5 to 2.5	Pass
				10	3.85	-11.902	-0.0046	-2.5 to 2.5	Pass
				30	3.85	-8.855	-0.0034	-2.5 to 2.5	Pass
				40	3.85	-2.975	-0.0011	-2.5 to 2.5	Pass
	50	3.85	-12.102	-0.0047	-2.5 to 2.5	Pass			
	2680	100	0	20	3.27	-6.266	-0.0023	-2.5 to 2.5	Pass
					3.85	-13.261	-0.0049	-2.5 to 2.5	Pass
					4.43	-16.222	-0.0061	-2.5 to 2.5	Pass
				-30	3.85	-8.368	-0.0031	-2.5 to 2.5	Pass
				-20	3.85	-1.774	-0.0007	-2.5 to 2.5	Pass
-10				3.85	-18.511	-0.0069	-2.5 to 2.5	Pass	
0				3.85	-13.146	-0.0049	-2.5 to 2.5	Pass	
10	3.85	-16.594	-0.0062	-2.5 to 2.5	Pass				
30	3.85	-12.002	-0.0045	-2.5 to 2.5	Pass				

				40	3.85	-18.110	-0.0068	-2.5 to 2.5	Pass
				50	3.85	-5.851	-0.0022	-2.5 to 2.5	Pass
16QAM	2506	100	0	20	3.27	-1.616	-0.0006	-2.5 to 2.5	Pass
					3.85	-9.184	-0.0037	-2.5 to 2.5	Pass
					4.43	-7.267	-0.0029	-2.5 to 2.5	Pass
					3.85	-15.035	-0.0060	-2.5 to 2.5	Pass
				-30	3.85	-9.456	-0.0038	-2.5 to 2.5	Pass
				-20	3.85	-1.874	-0.0007	-2.5 to 2.5	Pass
				0	3.85	-11.101	-0.0044	-2.5 to 2.5	Pass
				10	3.85	-10.843	-0.0043	-2.5 to 2.5	Pass
				30	3.85	-7.253	-0.0029	-2.5 to 2.5	Pass
				40	3.85	-17.338	-0.0069	-2.5 to 2.5	Pass
	50	3.85	-3.948	-0.0016	-2.5 to 2.5	Pass			
	2593	100	0	20	3.27	-6.337	-0.0024	-2.5 to 2.5	Pass
					3.85	-16.880	-0.0065	-2.5 to 2.5	Pass
					4.43	-12.717	-0.0049	-2.5 to 2.5	Pass
					3.85	-7.997	-0.0031	-2.5 to 2.5	Pass
				-30	3.85	-6.437	-0.0025	-2.5 to 2.5	Pass
				-20	3.85	-15.006	-0.0058	-2.5 to 2.5	Pass
				0	3.85	-7.896	-0.0030	-2.5 to 2.5	Pass
				10	3.85	-12.102	-0.0047	-2.5 to 2.5	Pass
				30	3.85	-10.471	-0.0040	-2.5 to 2.5	Pass
				40	3.85	-5.422	-0.0021	-2.5 to 2.5	Pass
	50	3.85	-13.289	-0.0051	-2.5 to 2.5	Pass			
	2680	100	0	20	3.27	-12.131	-0.0045	-2.5 to 2.5	Pass
					3.85	-11.601	-0.0043	-2.5 to 2.5	Pass
					4.43	-10.901	-0.0041	-2.5 to 2.5	Pass
					3.85	-9.770	-0.0036	-2.5 to 2.5	Pass
				-30	3.85	-17.438	-0.0065	-2.5 to 2.5	Pass
				-20	3.85	-9.370	-0.0035	-2.5 to 2.5	Pass
				0	3.85	-2.847	-0.0011	-2.5 to 2.5	Pass
				10	3.85	-2.117	-0.0008	-2.5 to 2.5	Pass
30				3.85	-11.702	-0.0044	-2.5 to 2.5	Pass	
40				3.85	-3.347	-0.0012	-2.5 to 2.5	Pass	
50	3.85	-6.766	-0.0025	-2.5 to 2.5	Pass				

3. Modulation Characteristics

3.1 Test Result

3.1.1 B41_5MHz

Band: 41 / Bandwidth: 5MHz / NTNV						
Modulation	Frequency (MHz)	RB Allocation		Modulation Characteristics		Verdict
		Size	Offset	Result	Limit	
QPSK	2593	25	0	Refer To Test Graph		Pass
16QAM	2593	25	0	Refer To Test Graph		Pass

3.1.2 B41_10MHz

Band: 41 / Bandwidth: 10MHz / NTNV						
Modulation	Frequency (MHz)	RB Allocation		Modulation Characteristics		Verdict
		Size	Offset	Result	Limit	
QPSK	2593	50	0	Refer To Test Graph		Pass
16QAM	2593	50	0	Refer To Test Graph		Pass

3.1.3 B41_15MHz

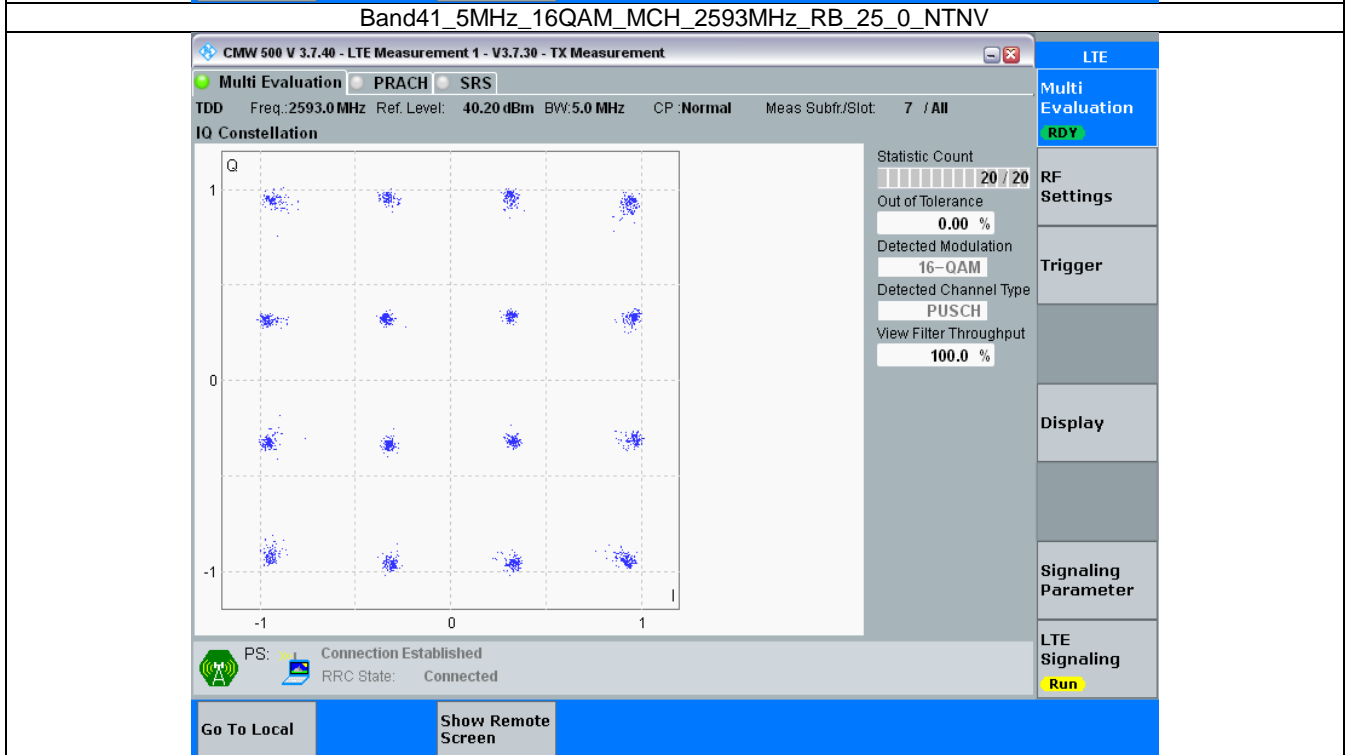
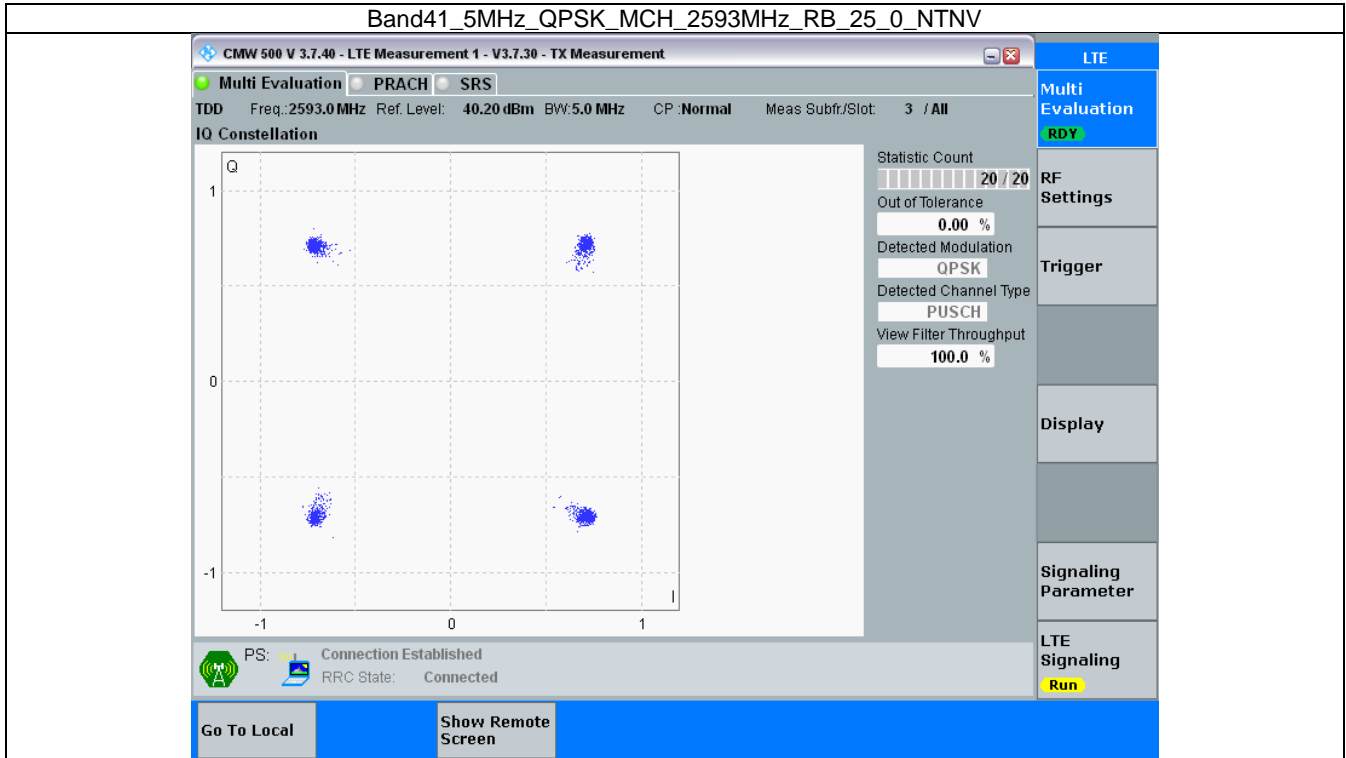
Band: 41 / Bandwidth: 15MHz / NTNV						
Modulation	Frequency (MHz)	RB Allocation		Modulation Characteristics		Verdict
		Size	Offset	Result	Limit	
QPSK	2593	75	0	Refer To Test Graph		Pass
16QAM	2593	75	0	Refer To Test Graph		Pass

3.1.4 B41_20MHz

Band: 41 / Bandwidth: 20MHz / NTNV						
Modulation	Frequency (MHz)	RB Allocation		Modulation Characteristics		Verdict
		Size	Offset	Result	Limit	
QPSK	2593	100	0	Refer To Test Graph		Pass
16QAM	2593	100	0	Refer To Test Graph		Pass

3.2 Test Graph

3.2.1 B41_5MHz



3.2.2 B41_10MHz

Band41_10MHz_QPSK_MCH_2593MHz_RB_50_0_NTNV

CMW 500 V 3.7.40 - LTE Measurement 1 - V3.7.30 - TX Measurement

Multi Evaluation PRACH SRS

TDD Freq.: 2593.0 MHz Ref. Level: 40.30 dBm BW: 10.0 MHz CP: Normal Meas Subfr./Slot: 2 / All

IQ Constellation

Statistic Count: 20 / 20
 Out of Tolerance: 0.00 %
 Detected Modulation: QPSK
 Detected Channel Type: PUSCH
 View Filter Throughput: 100.0 %

PS: Connection Established
 RRC State: Connected

Go To Local Show Remote Screen

Band41_10MHz_16QAM_MCH_2593MHz_RB_50_0_NTNV

CMW 500 V 3.7.40 - LTE Measurement 1 - V3.7.30 - TX Measurement

Multi Evaluation PRACH SRS

TDD Freq.: 2593.0 MHz Ref. Level: 40.30 dBm BW: 10.0 MHz CP: Normal Meas Subfr./Slot: 8 / All

IQ Constellation

Statistic Count: 20 / 20
 Out of Tolerance: 0.00 %
 Detected Modulation: 16-QAM
 Detected Channel Type: PUSCH
 View Filter Throughput: 100.0 %

PS: Connection Established
 RRC State: Connected

Go To Local Show Remote Screen

3.2.3 B41_15MHz

Band41_15MHz_QPSK_MCH_2593MHz_RB_75_0_NTNV

CMW 500 V 3.7.40 - LTE Measurement 1 - V3.7.30 - TX Measurement

Multi Evaluation PRACH SRS

TDD Freq.: 2593.0 MHz Ref. Level: 40.10 dBm BW: 15.0 MHz CP: Normal Meas Subfr./Slot: 7 / All

IQ Constellation

Statistic Count: 20 / 20

Out of Tolerance: 0.00 %

Detected Modulation: QPSK

Detected Channel Type: PUSCH

View Filter Throughput: 100.0 %

LTE

Multi Evaluation **RDY**

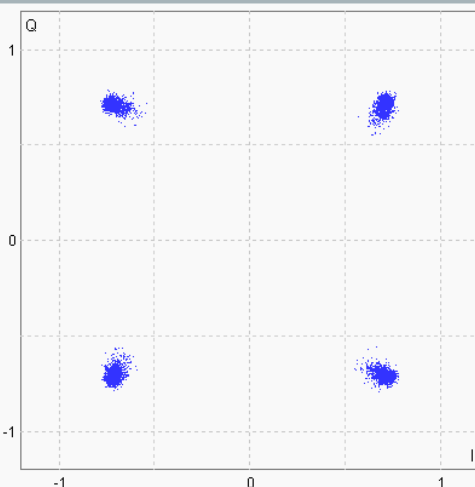
RF Settings

Trigger

Display

Signaling Parameter

LTE Signaling **Run**



PS: Connection Established

RRC State: Connected

Go To Local

Show Remote Screen

Band41_15MHz_16QAM_MCH_2593MHz_RB_75_0_NTNV

CMW 500 V 3.7.40 - LTE Measurement 1 - V3.7.30 - TX Measurement

Multi Evaluation PRACH SRS

TDD Freq.: 2593.0 MHz Ref. Level: 40.10 dBm BW: 15.0 MHz CP: Normal Meas Subfr./Slot: 3 / All

IQ Constellation

Statistic Count: 20 / 20

Out of Tolerance: 0.00 %

Detected Modulation: 16-QAM

Detected Channel Type: PUSCH

View Filter Throughput: 100.0 %

LTE

Multi Evaluation **RDY**

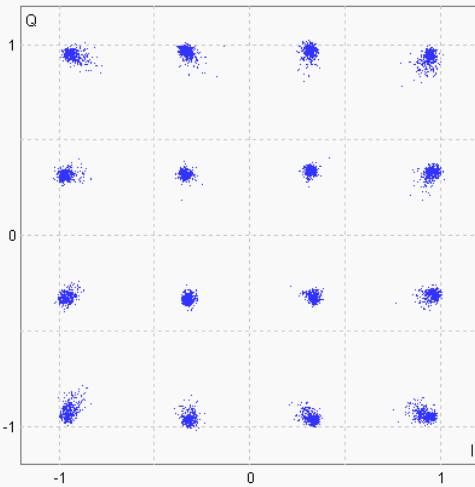
RF Settings

Trigger

Display

Signaling Parameter

LTE Signaling **Run**



PS: Connection Established

RRC State: Connected

Go To Local

Show Remote Screen

3.2.4 B41_20MHz

Band41_20MHz_QPSK_MCH_2593MHz_RB_100_0_NTNV

CMW 500 V 3.7.40 - LTE Measurement 1 - V3.7.30 - TX Measurement

Multi Evaluation PRACH SRS

TDD Freq.: 2593.0 MHz Ref. Level: 40.20 dBm BW: 20.0 MHz CP: Normal Meas Subfr./Slot: 8 / All

IQ Constellation

Statistic Count: 20 / 20

Out of Tolerance: 0.00 %

Detected Modulation: QPSK

Detected Channel Type: PUSCH

View Filter Throughput: 100.0 %

LTE

Multi Evaluation **RDY**

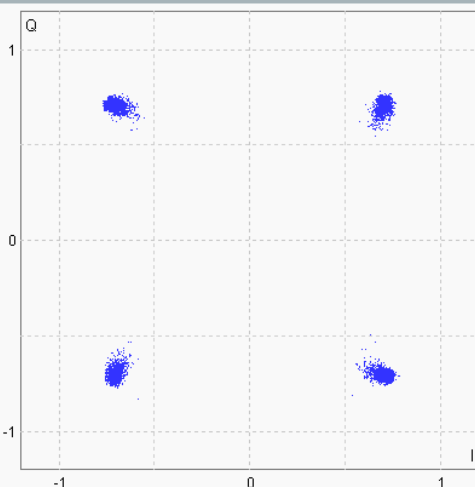
RF Settings

Trigger

Display

Signaling Parameter

LTE Signaling **Run**



PS: Connection Established

RRC State: Connected

Go To Local

Show Remote Screen

Band41_20MHz_16QAM_MCH_2593MHz_RB_100_0_NTNV

CMW 500 V 3.7.40 - LTE Measurement 1 - V3.7.30 - TX Measurement

Multi Evaluation PRACH SRS

TDD Freq.: 2593.0 MHz Ref. Level: 40.20 dBm BW: 20.0 MHz CP: Normal Meas Subfr./Slot: 7 / All

IQ Constellation

Statistic Count: 20 / 20

Out of Tolerance: 0.00 %

Detected Modulation: 16-QAM

Detected Channel Type: PUSCH

View Filter Throughput: 100.0 %

LTE

Multi Evaluation **RDY**

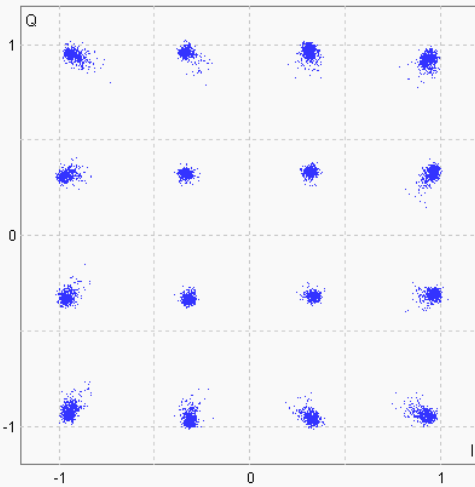
RF Settings

Trigger

Display

Signaling Parameter

LTE Signaling **Run**



PS: Connection Established

RRC State: Connected

Go To Local

Show Remote Screen

4. 99% & 26dB Bandwidth

4.1 Test Result

4.1.1 Band41_OBW

Band: 41 / NTNV							
Bandwidth (MHz)	Modulation	Frequency (MHz)	RB Allocation		99% Occupied Bandwidth (MHz)		Verdict
			Size	Offset	Result	Limit	
5	QPSK	2498.5	25	0	4.571	/	Pass
		2593	25	0	4.569	/	Pass
		2687.5	25	0	4.560	/	Pass
	16QAM	2498.5	25	0	4.552	/	Pass
		2593	25	0	4.562	/	Pass
		2687.5	25	0	4.541	/	Pass
10	QPSK	2501	50	0	9.111	/	Pass
		2593	50	0	9.114	/	Pass
		2685	50	0	9.103	/	Pass
	16QAM	2501	50	0	9.083	/	Pass
		2593	50	0	9.089	/	Pass
		2685	50	0	9.079	/	Pass
15	QPSK	2503.5	75	0	13.653	/	Pass
		2593	75	0	13.639	/	Pass
		2682.5	75	0	13.646	/	Pass
	16QAM	2503.5	75	0	13.690	/	Pass
		2593	75	0	13.657	/	Pass
		2682.5	75	0	13.617	/	Pass
20	QPSK	2506	100	0	18.262	/	Pass
		2593	100	0	18.212	/	Pass
		2680	100	0	18.181	/	Pass
	16QAM	2506	100	0	18.246	/	Pass
		2593	100	0	18.190	/	Pass
		2680	100	0	18.115	/	Pass

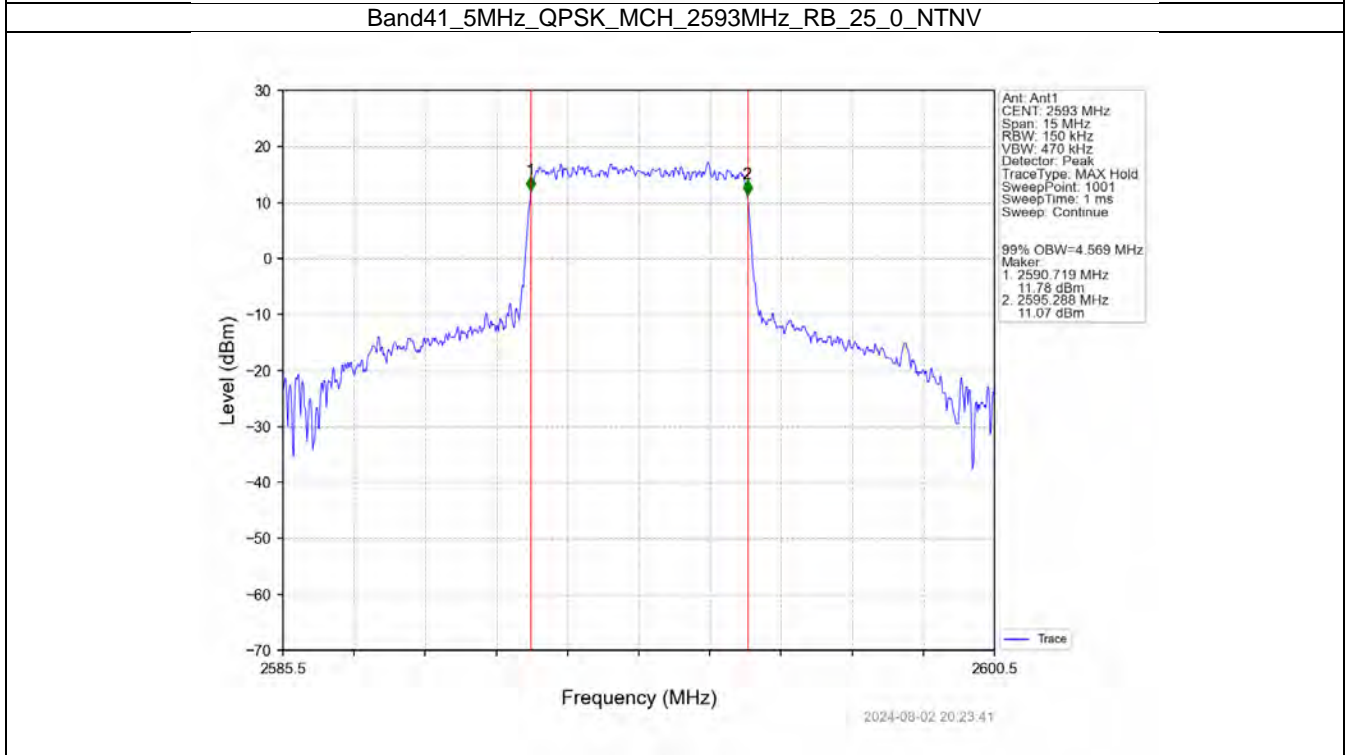
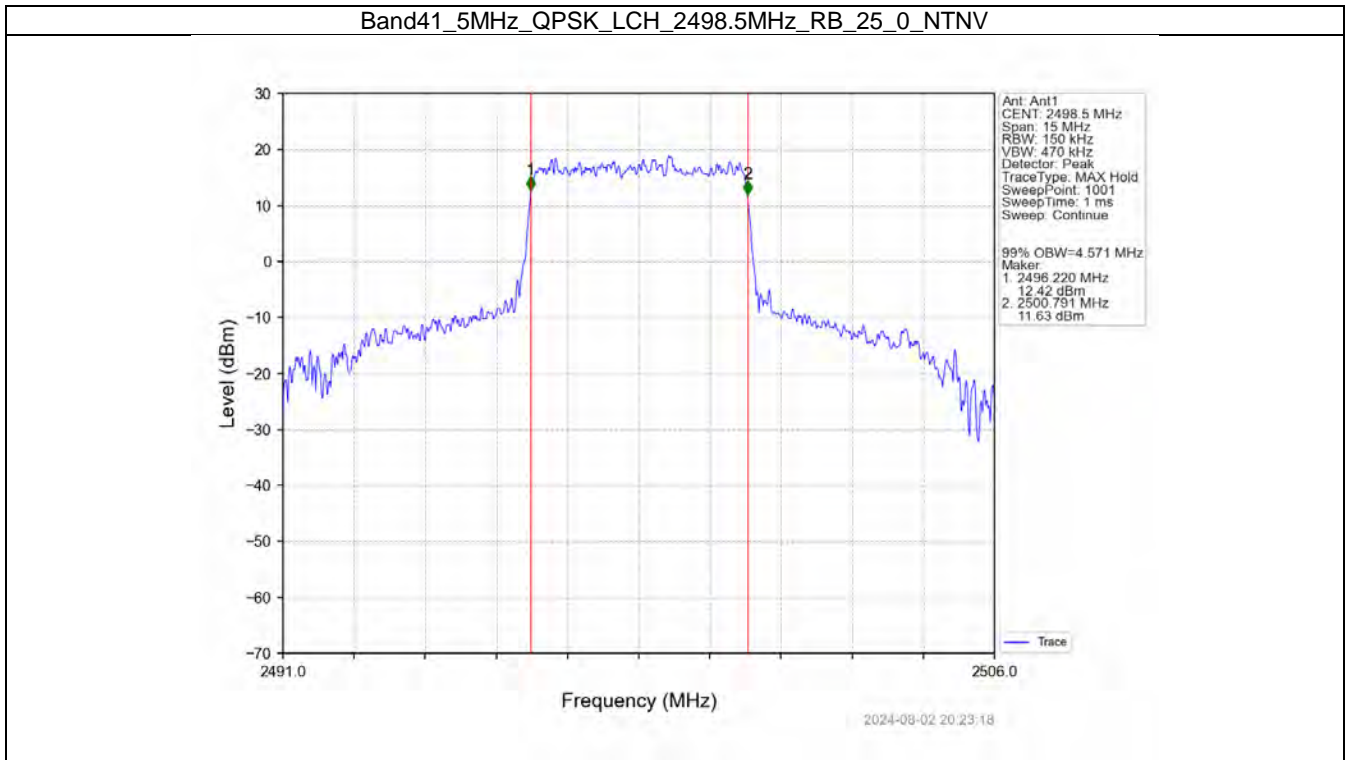
4.1.2 Band41_XDB

Band: 41 / NTNV							
Bandwidth (MHz)	Modulation	Frequency (MHz)	RB Allocation		26dB Bandwidth (MHz)		Verdict
			Size	Offset	Result	Limit	
5	QPSK	2498.5	25	0	5.605	/	Pass
		2593	25	0	5.245	/	Pass
		2687.5	25	0	5.002	/	Pass
	16QAM	2498.5	25	0	5.691	/	Pass
		2593	25	0	5.394	/	Pass
		2687.5	25	0	5.146	/	Pass
10	QPSK	2501	50	0	11.303	/	Pass
		2593	50	0	10.884	/	Pass
		2685	50	0	10.678	/	Pass
	16QAM	2501	50	0	10.653	/	Pass
		2593	50	0	10.893	/	Pass
		2685	50	0	11.615	/	Pass
15	QPSK	2503.5	75	0	15.677	/	Pass
		2593	75	0	16.659	/	Pass
		2682.5	75	0	17.375	/	Pass

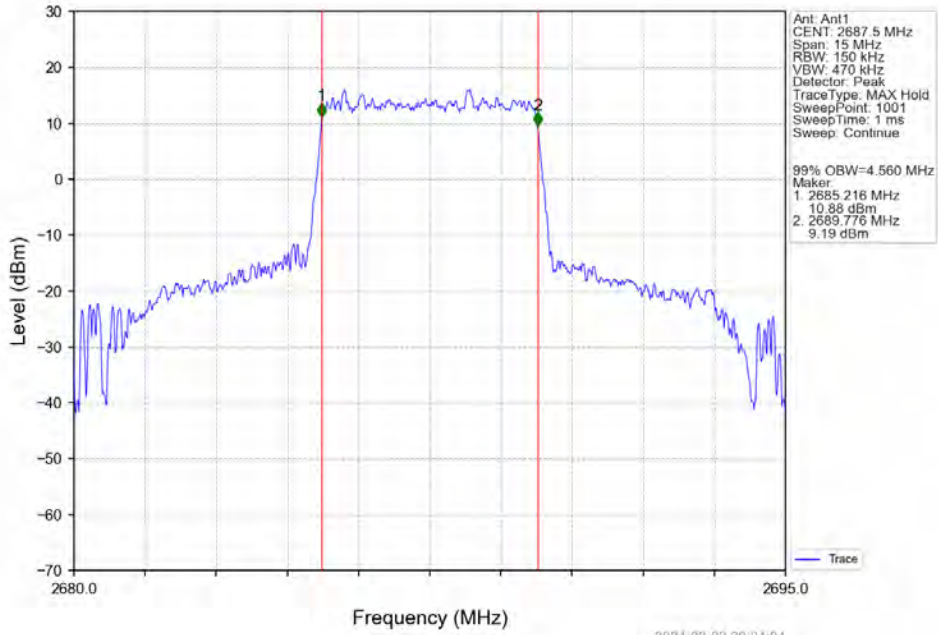
	16QAM	2503.5	75	0	17.484	/	Pass
		2593	75	0	16.778	/	Pass
		2682.5	75	0	15.694	/	Pass
20	QPSK	2506	100	0	24.416	/	Pass
		2593	100	0	20.300	/	Pass
		2680	100	0	22.579	/	Pass
	16QAM	2506	100	0	21.416	/	Pass
		2593	100	0	22.019	/	Pass
		2680	100	0	20.483	/	Pass

4.2 Test Graph

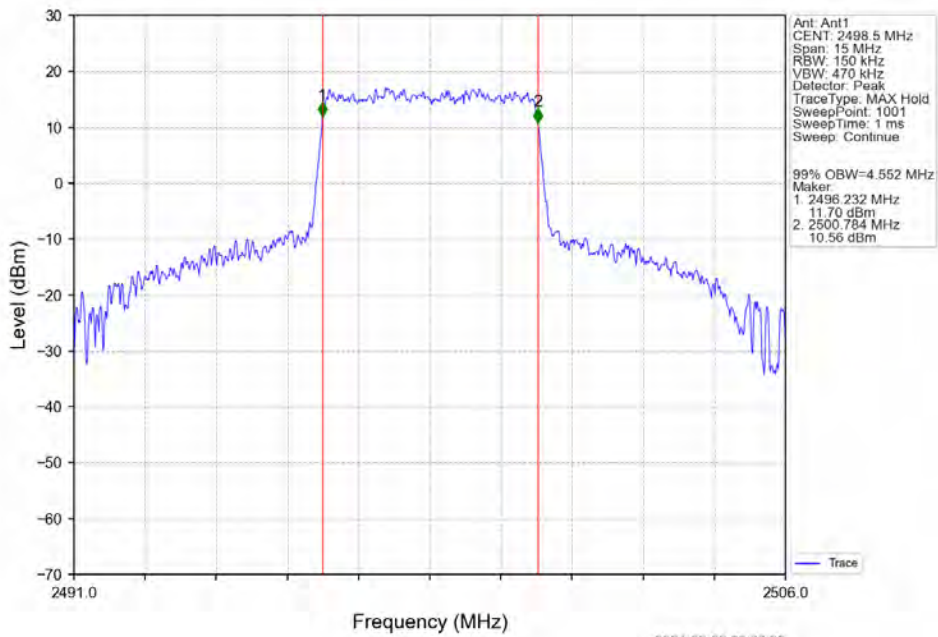
4.2.1 Band41_OBW



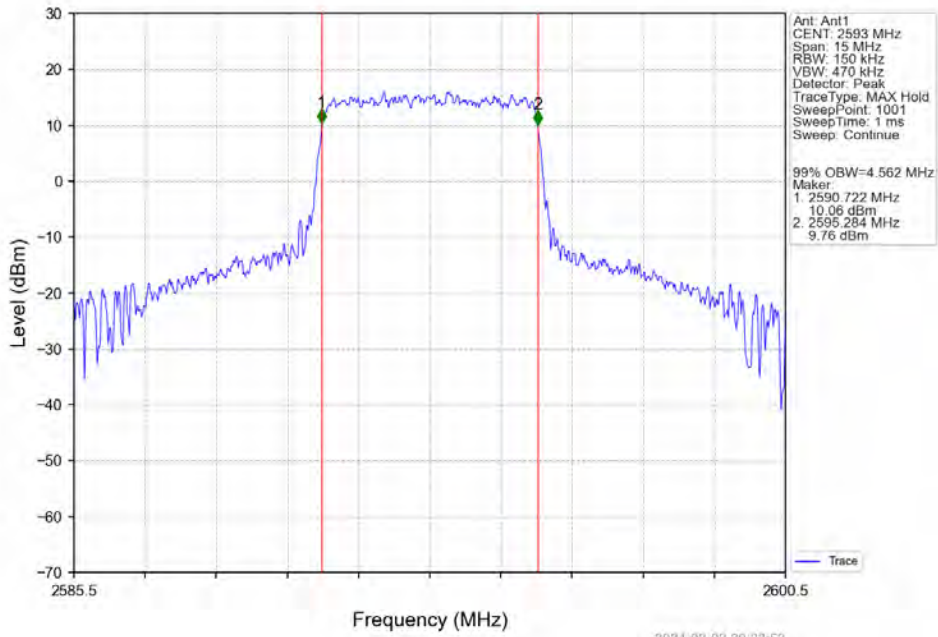
Band41_5MHz_QPSK_HCH_2687.5MHz_RB_25_0_NTNV



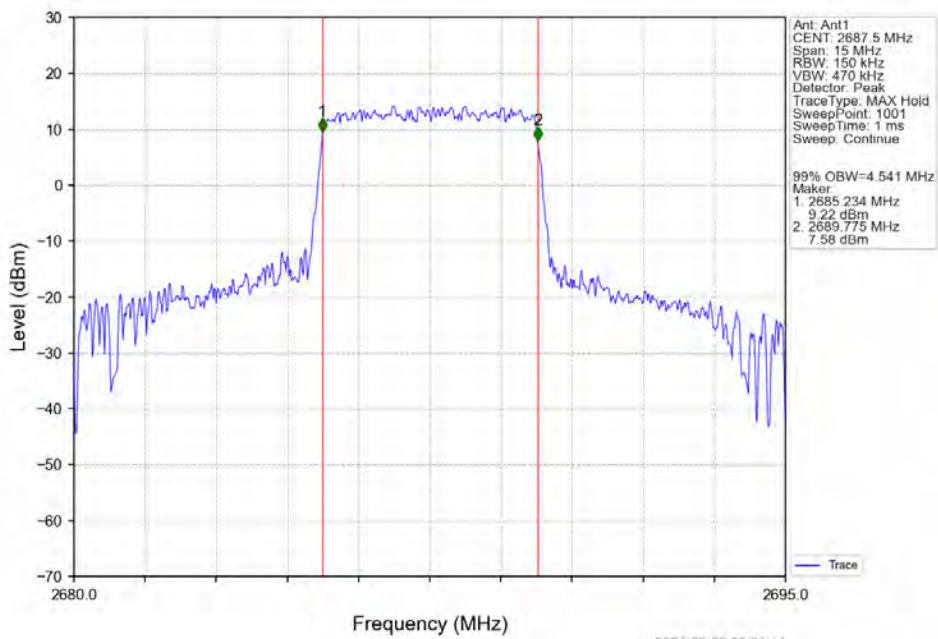
Band41_5MHz_16QAM_LCH_2498.5MHz_RB_25_0_NTNV



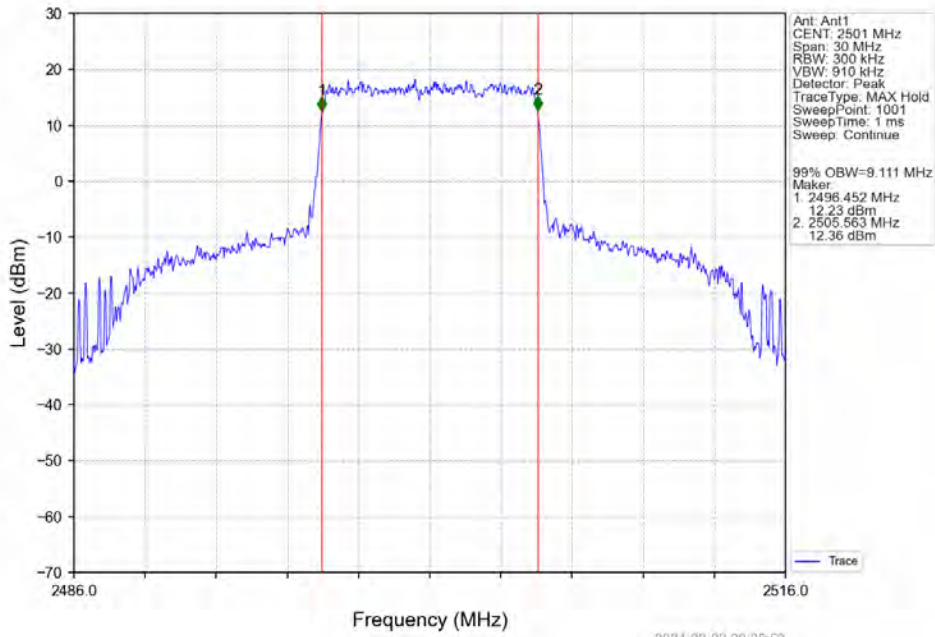
Band41_5MHz_16QAM_MCH_2593MHz_RB_25_0_NTNV



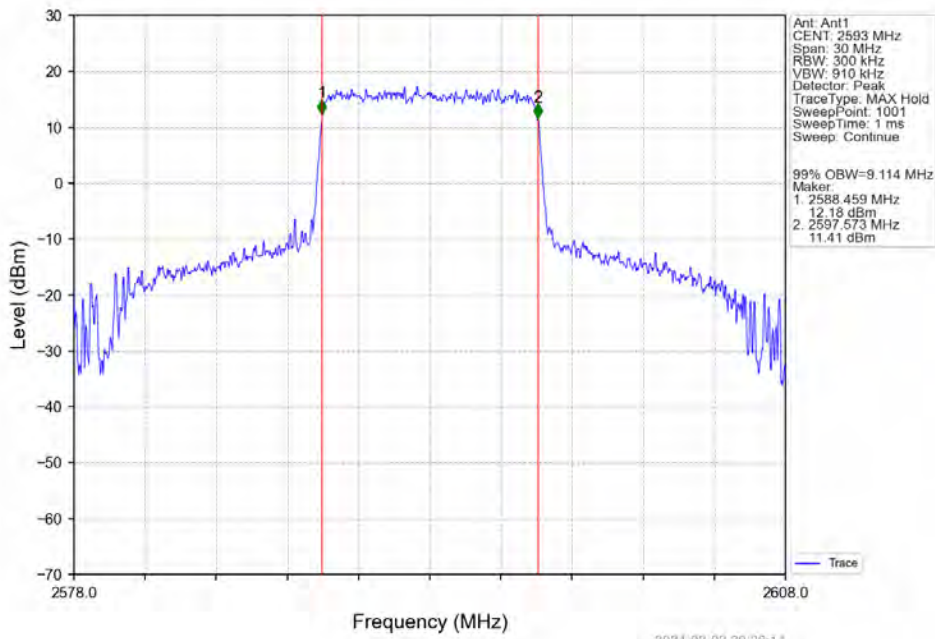
Band41_5MHz_16QAM_HCH_2687.5MHz_RB_25_0_NTNV



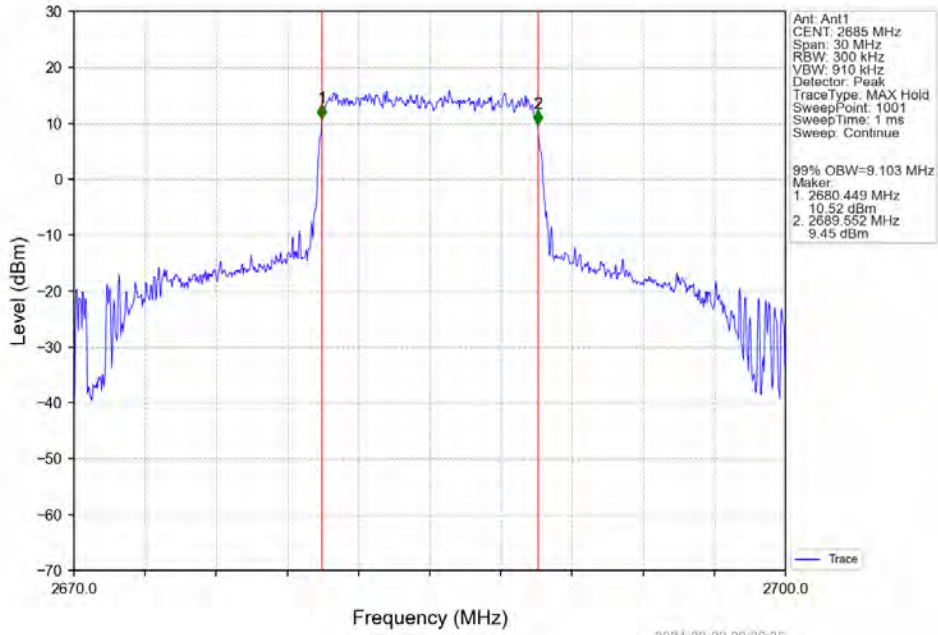
Band41_10MHz_QPSK_LCH_2501MHz_RB_50_0_NTNV



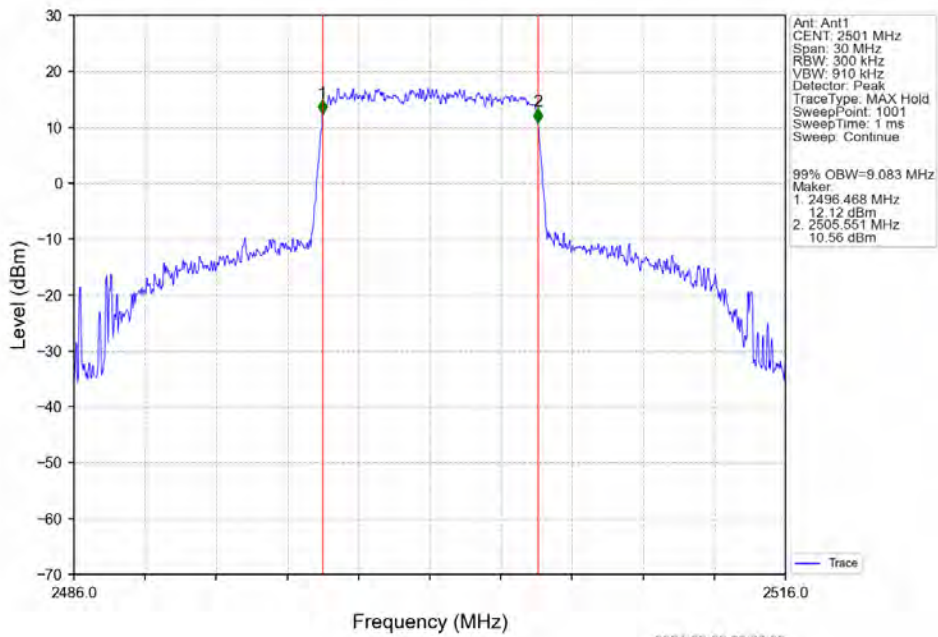
Band41_10MHz_QPSK_MCH_2593MHz_RB_50_0_NTNV



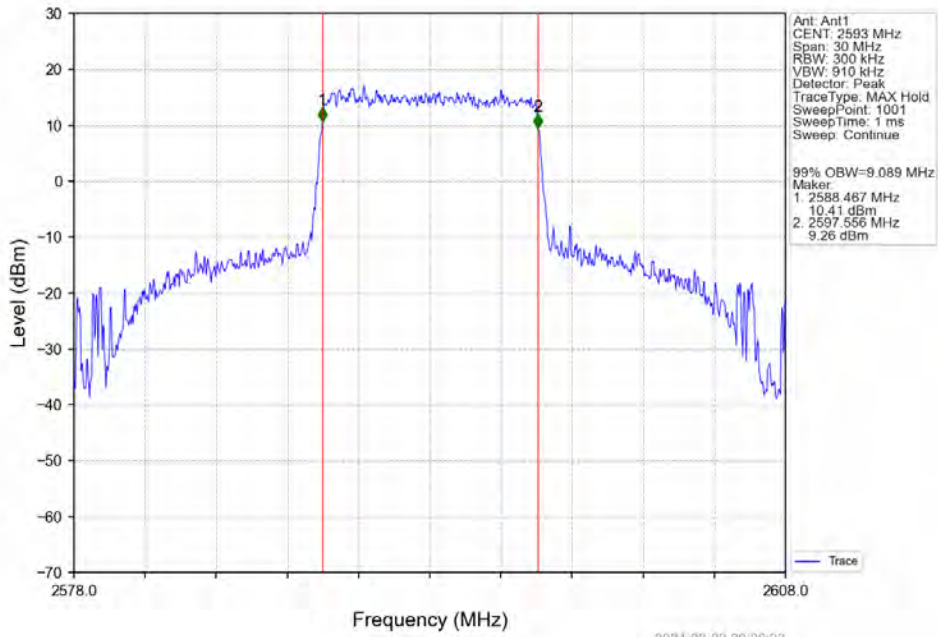
Band41_10MHz_QPSK_HCH_2685MHz_RB_50_0_NTNV



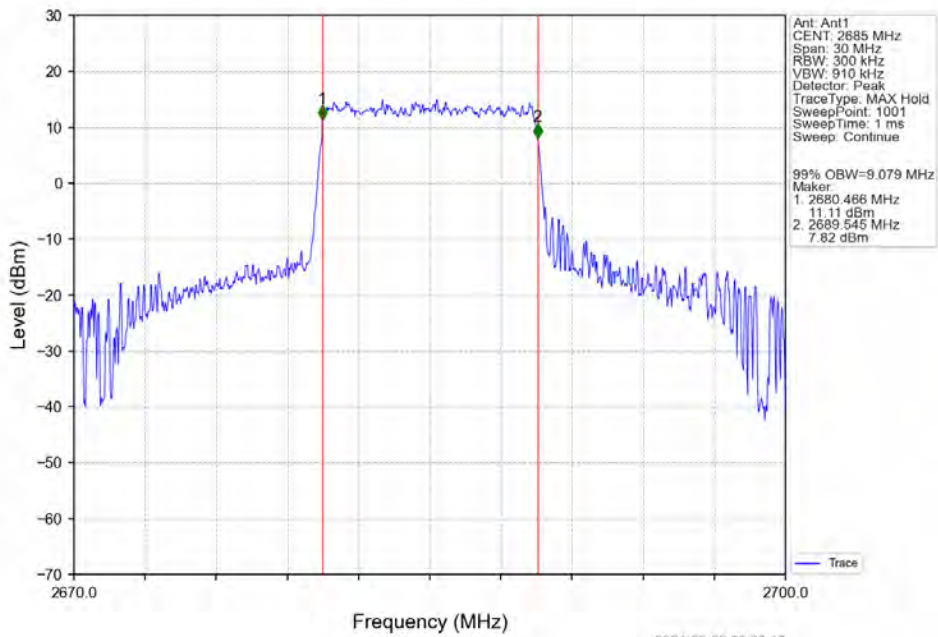
Band41_10MHz_16QAM_LCH_2501MHz_RB_50_0_NTNV



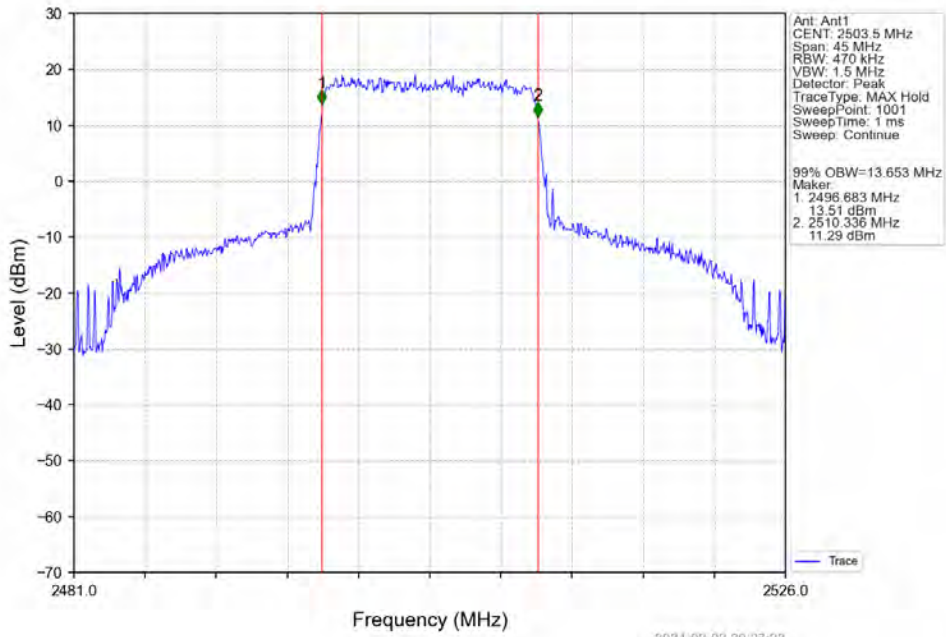
Band41_10MHz_16QAM_MCH_2593MHz_RB_50_0_NTNV



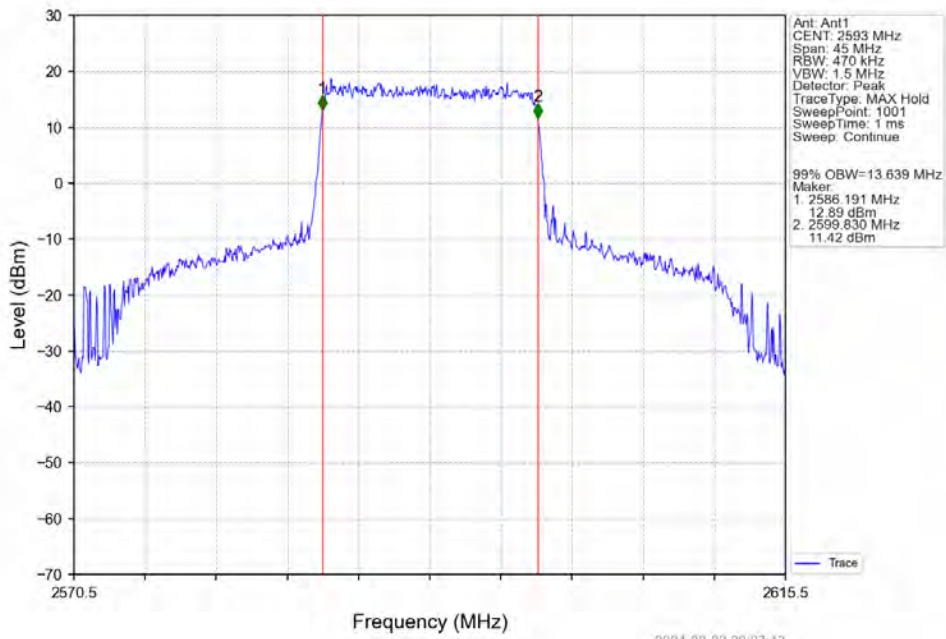
Band41_10MHz_16QAM_HCH_2685MHz_RB_50_0_NTNV



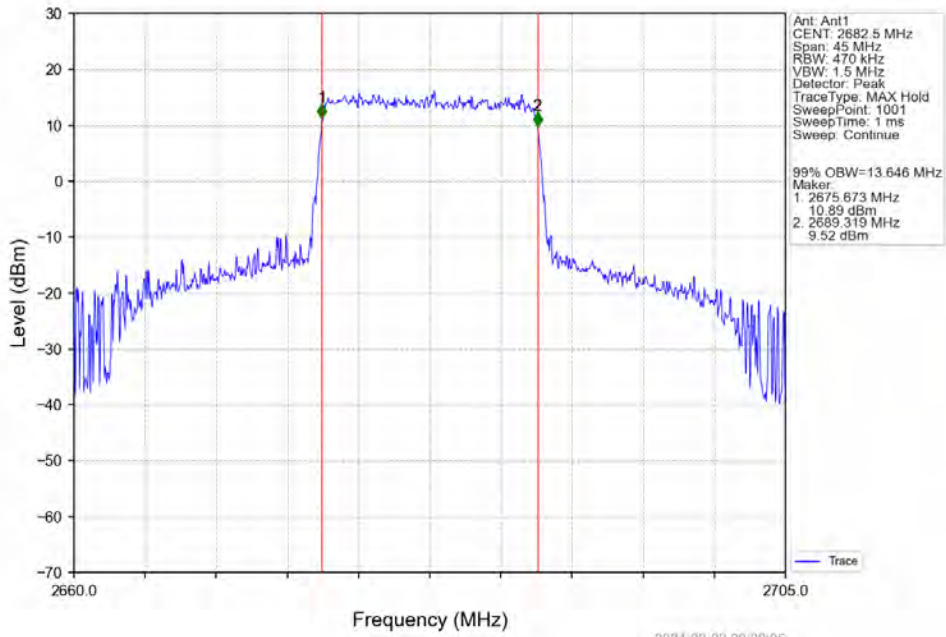
Band41_15MHz_QPSK_LCH_2503.5MHz_RB_75_0_NTNV



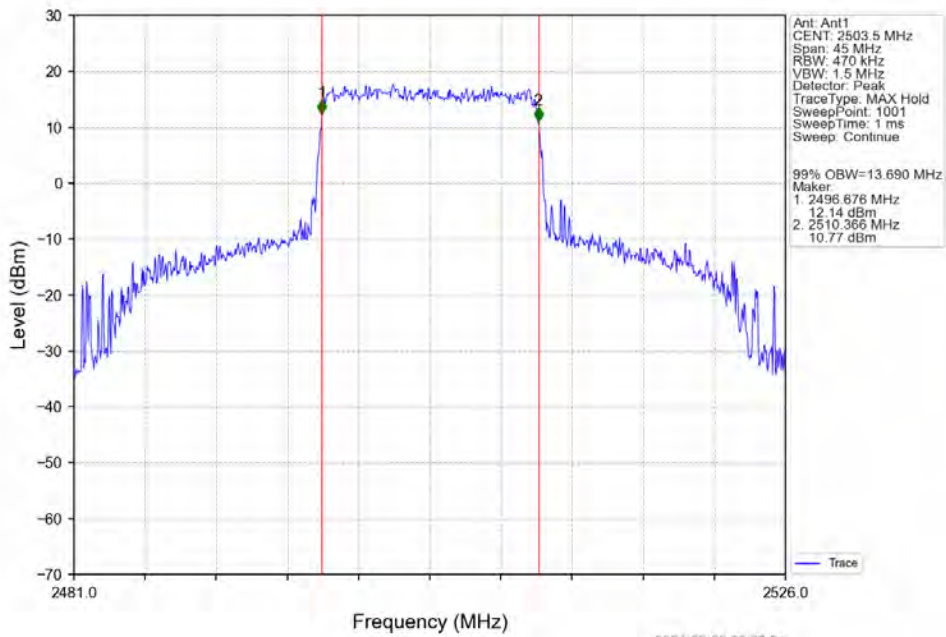
Band41_15MHz_QPSK_MCH_2593MHz_RB_75_0_NTNV



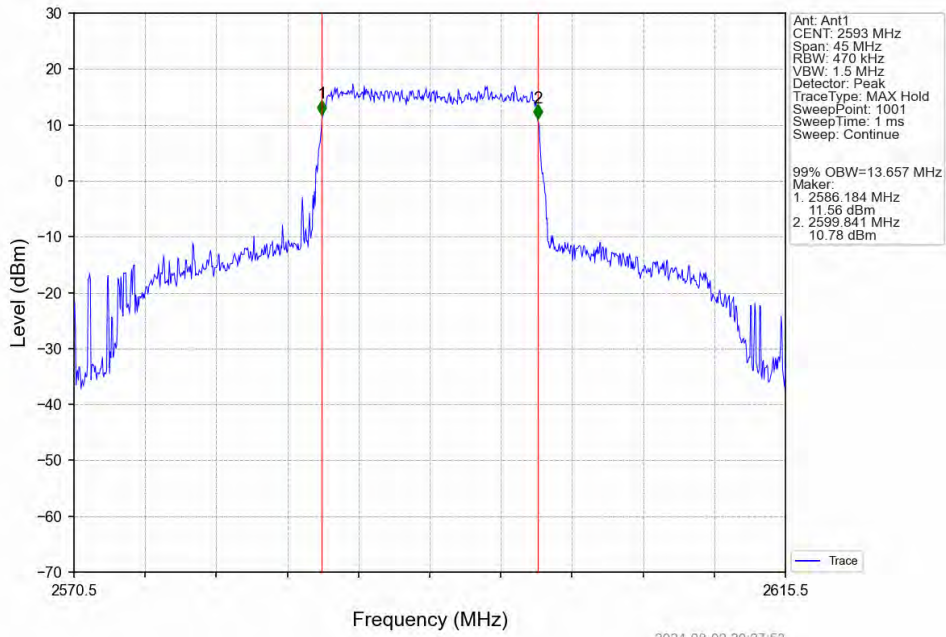
Band41_15MHz_QPSK_HCH_2682.5MHz_RB_75_0_NTNV



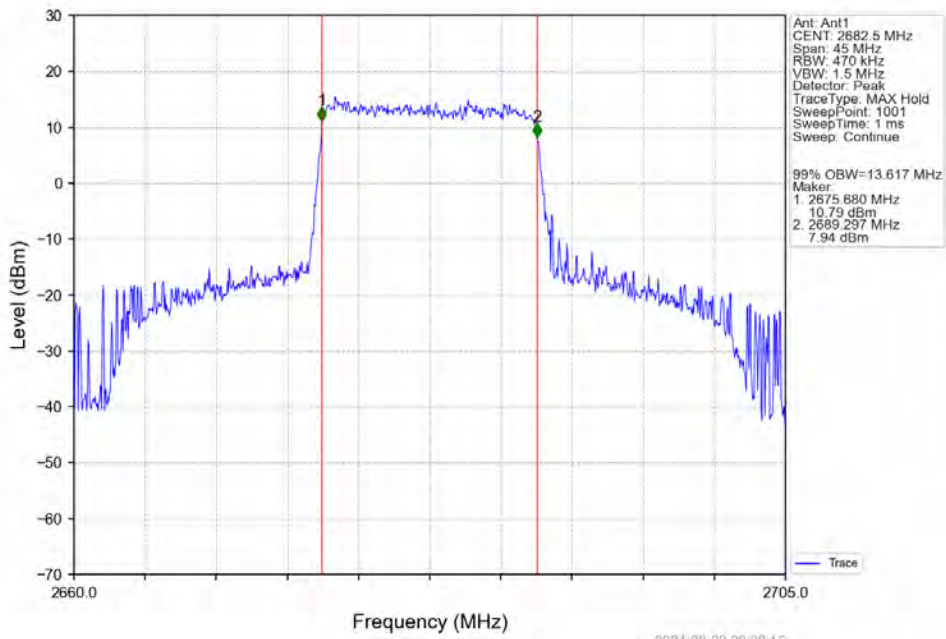
Band41_15MHz_16QAM_LCH_2503.5MHz_RB_75_0_NTNV



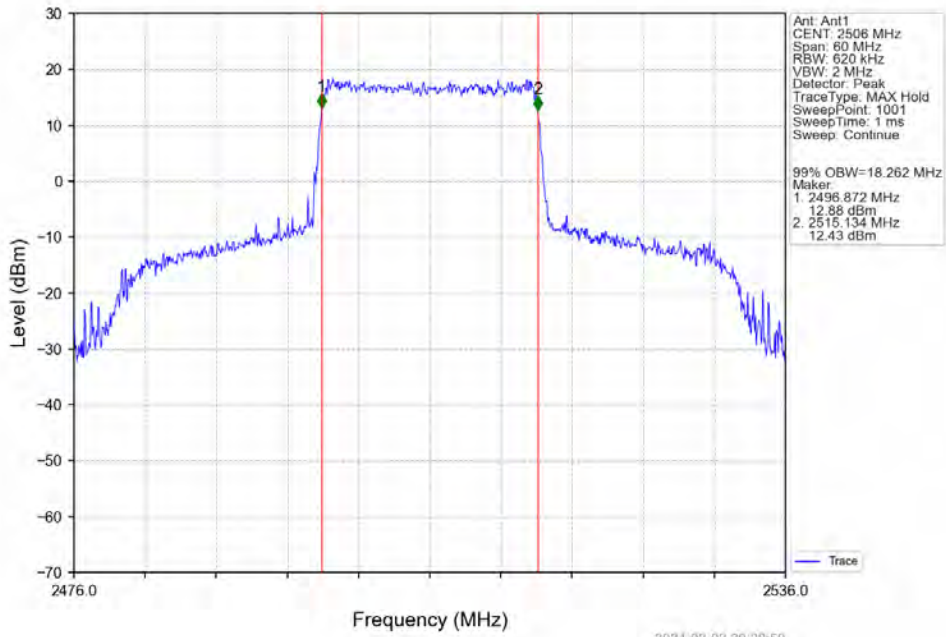
Band41_15MHz_16QAM_MCH_2593MHz_RB_75_0_NTNV



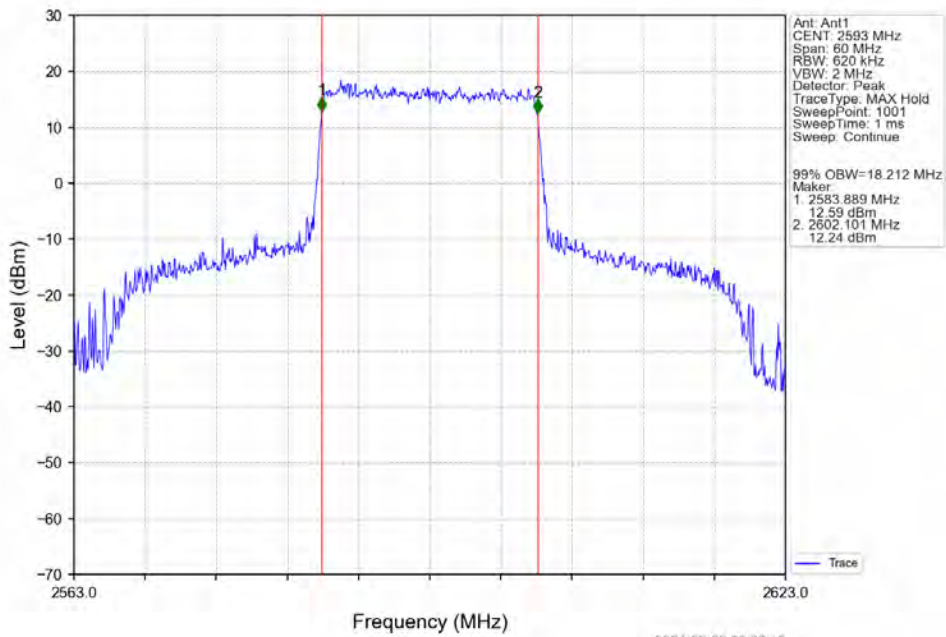
Band41_15MHz_16QAM_HCH_2682.5MHz_RB_75_0_NTNV



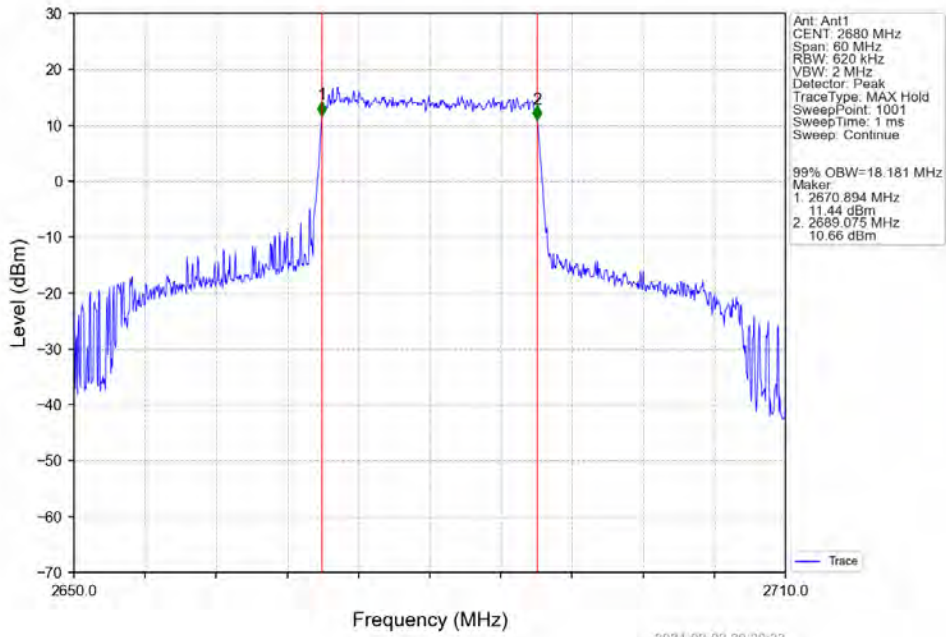
Band41_20MHz_QPSK_LCH_2506MHz_RB_100_0_NTNV



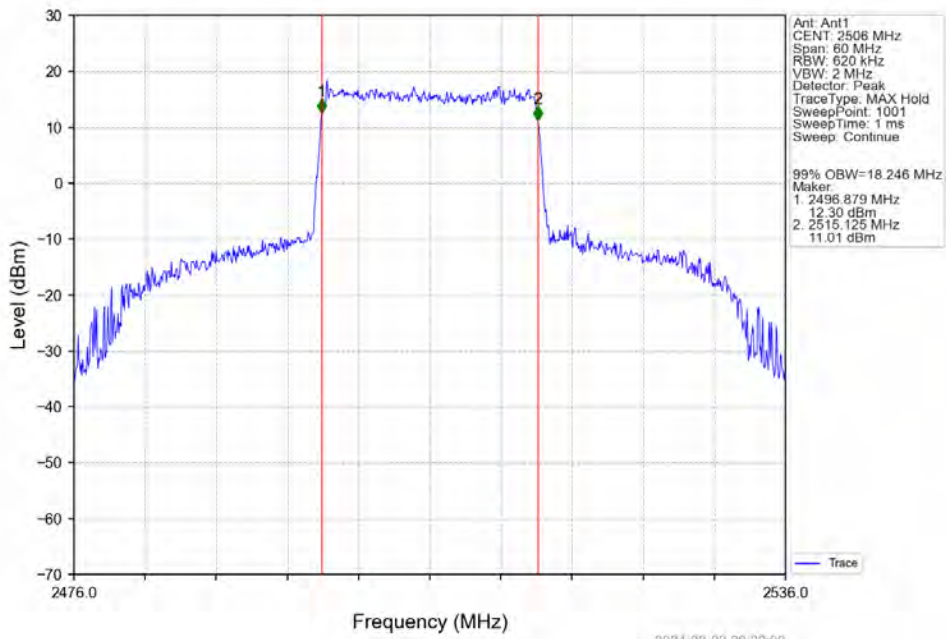
Band41_20MHz_QPSK_MCH_2593MHz_RB_100_0_NTNV



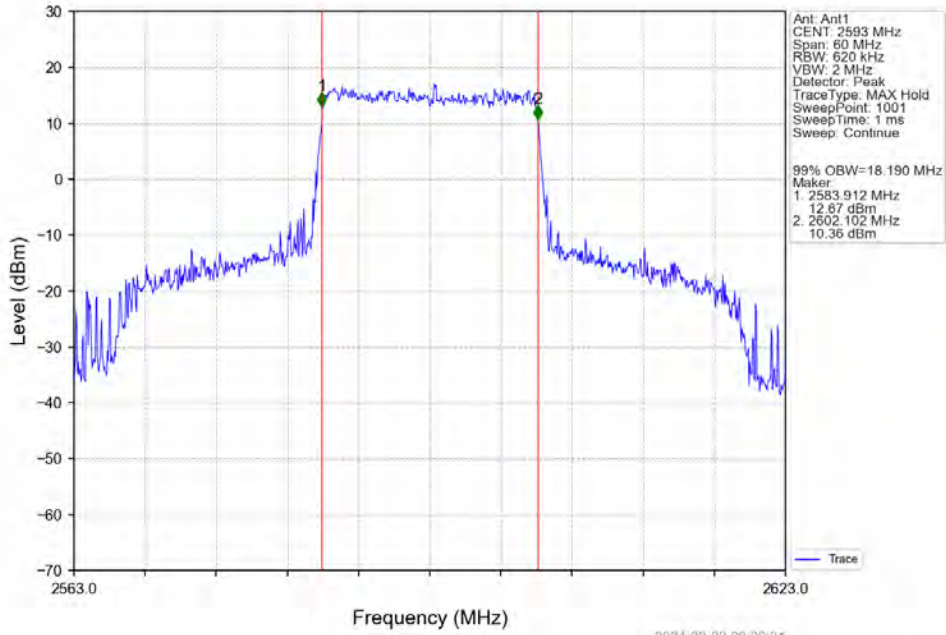
Band41_20MHz_QPSK_HCH_2680MHz_RB_100_0_NTNV



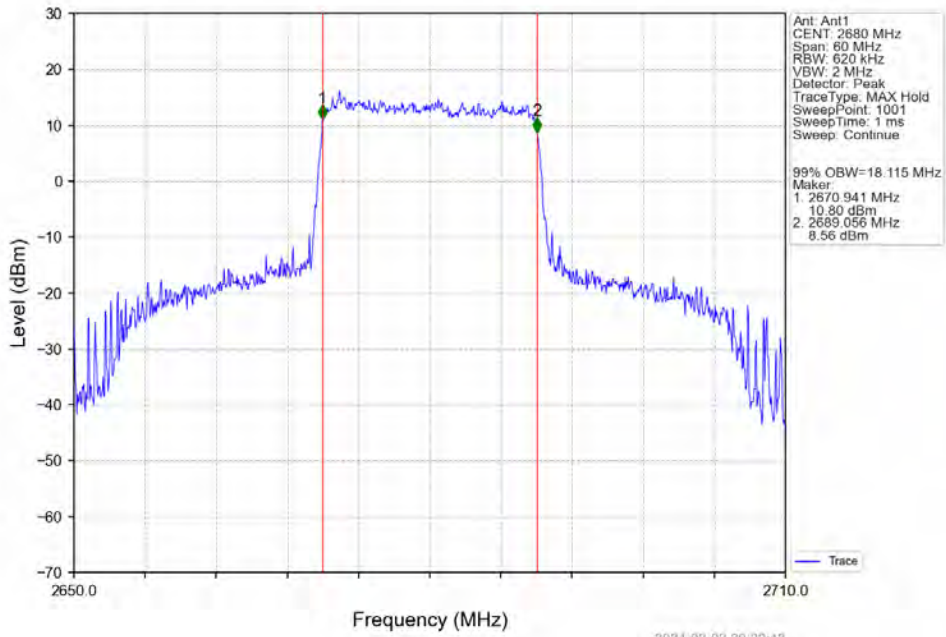
Band41_20MHz_16QAM_LCH_2506MHz_RB_100_0_NTNV



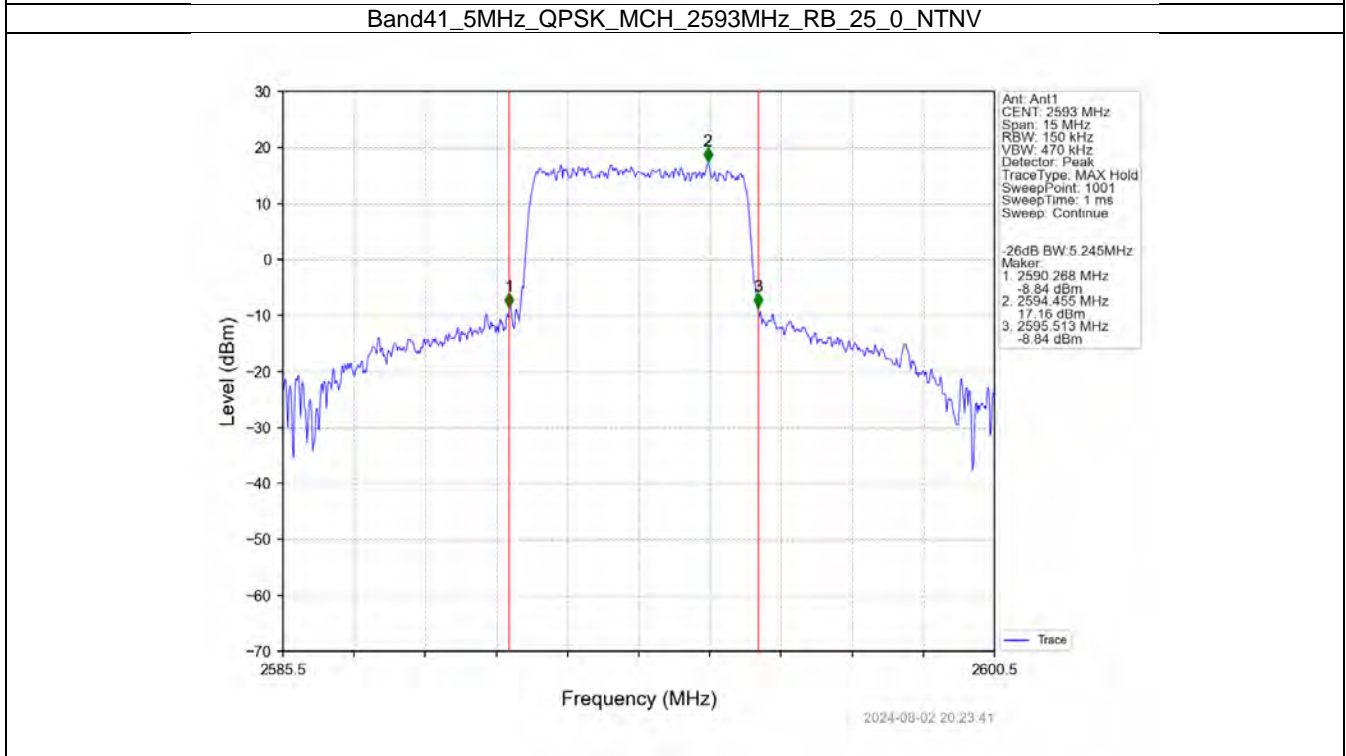
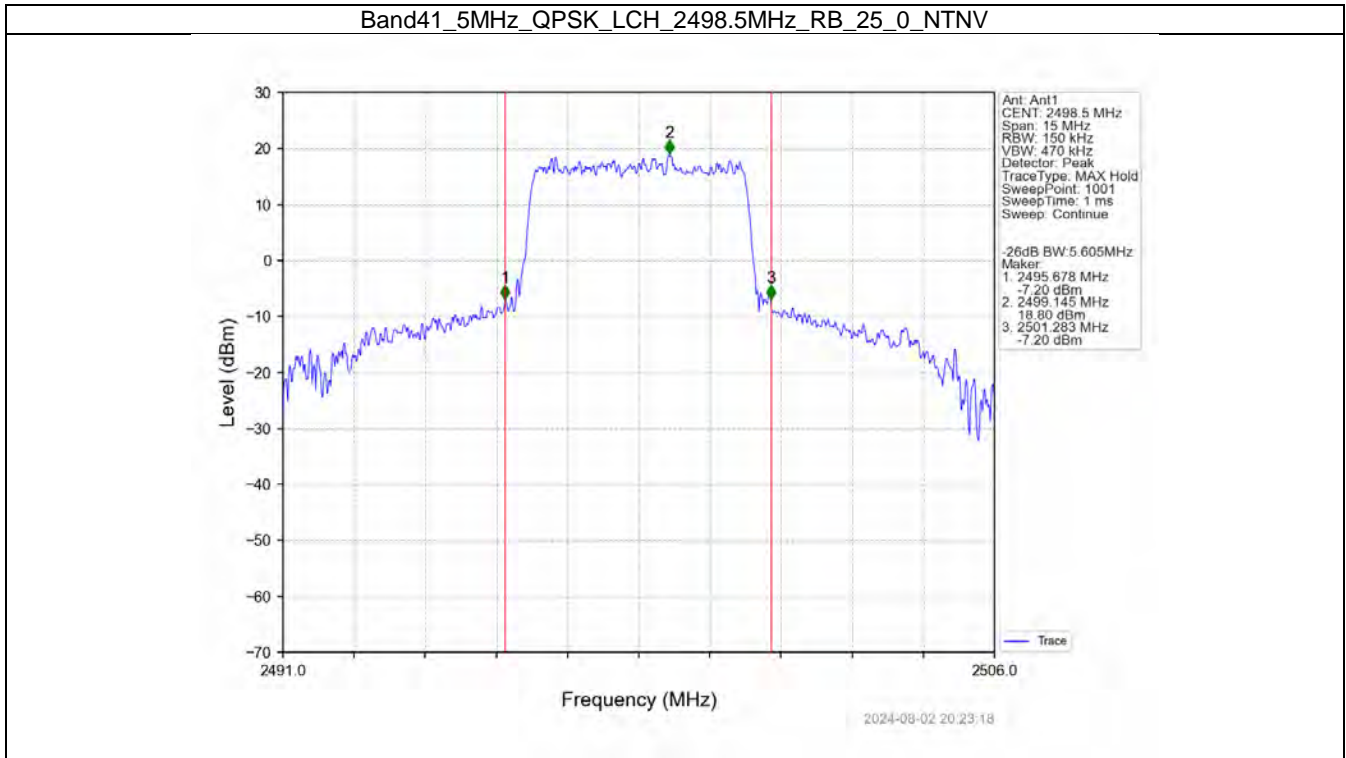
Band41_20MHz_16QAM_MCH_2593MHz_RB_100_0_NTNV



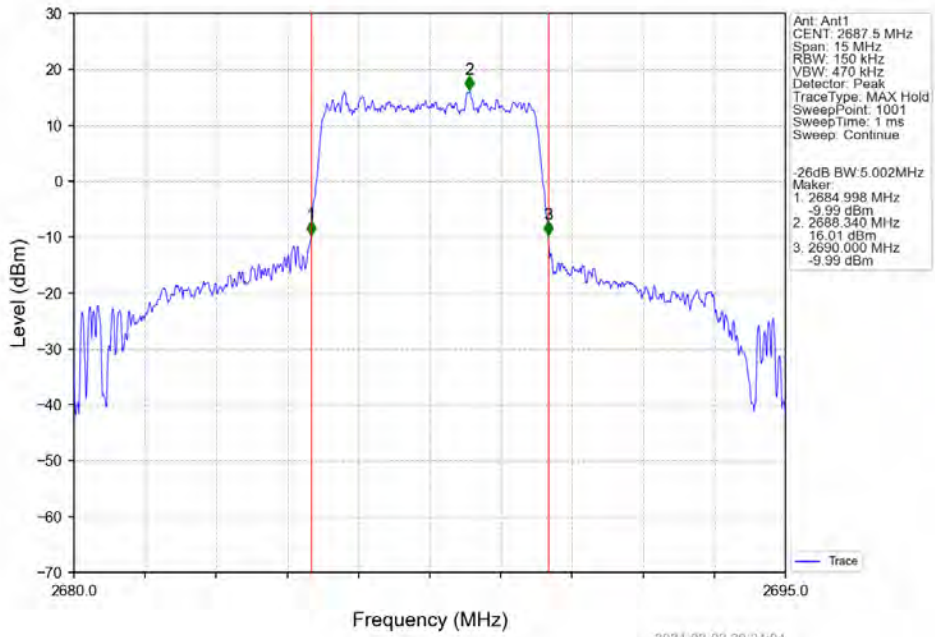
Band41_20MHz_16QAM_HCH_2680MHz_RB_100_0_NTNV



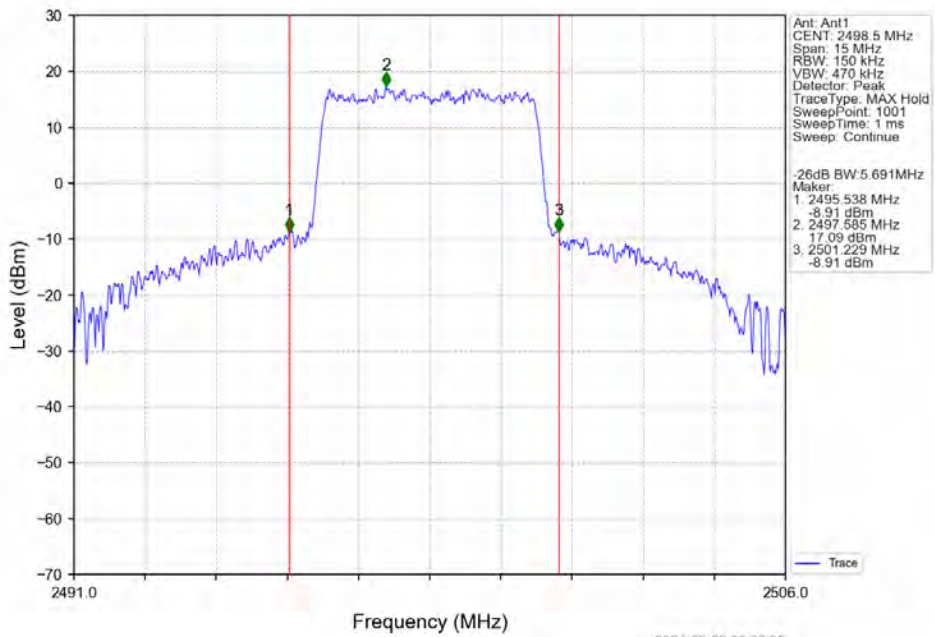
4.2.2 Band41_XDB



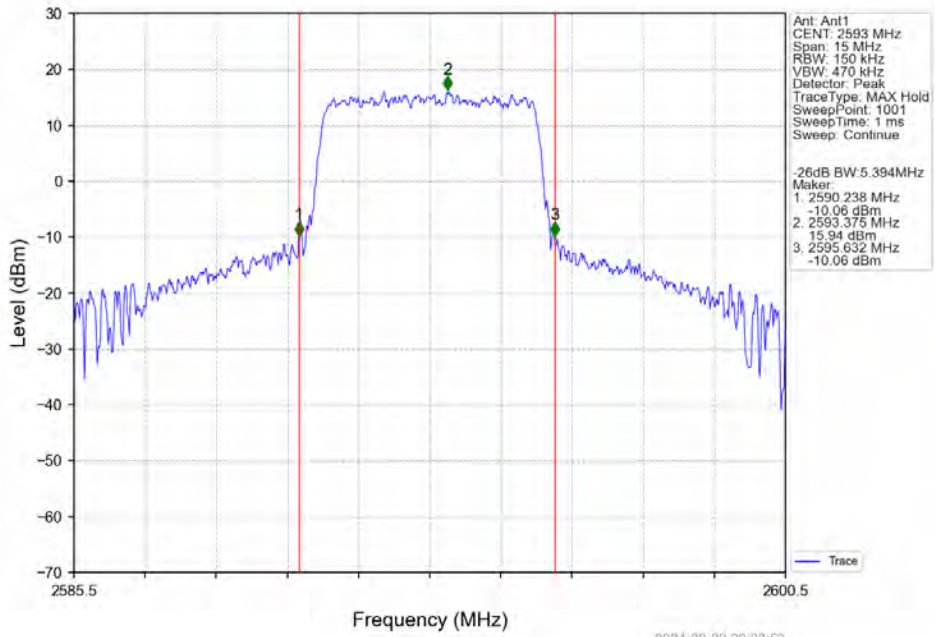
Band41_5MHz_QPSK_HCH_2687.5MHz_RB_25_0_NTNV



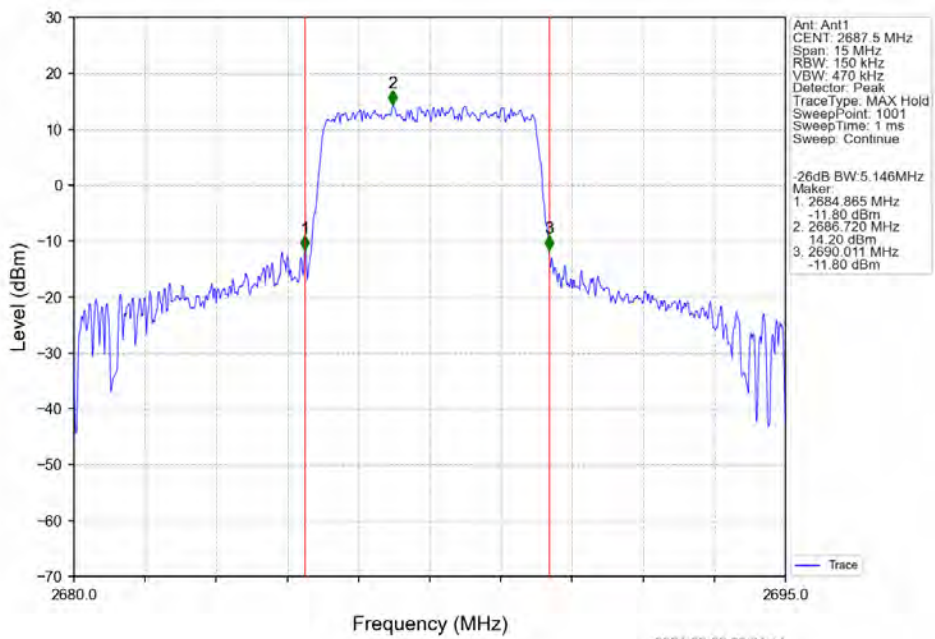
Band41_5MHz_16QAM_LCH_2498.5MHz_RB_25_0_NTNV



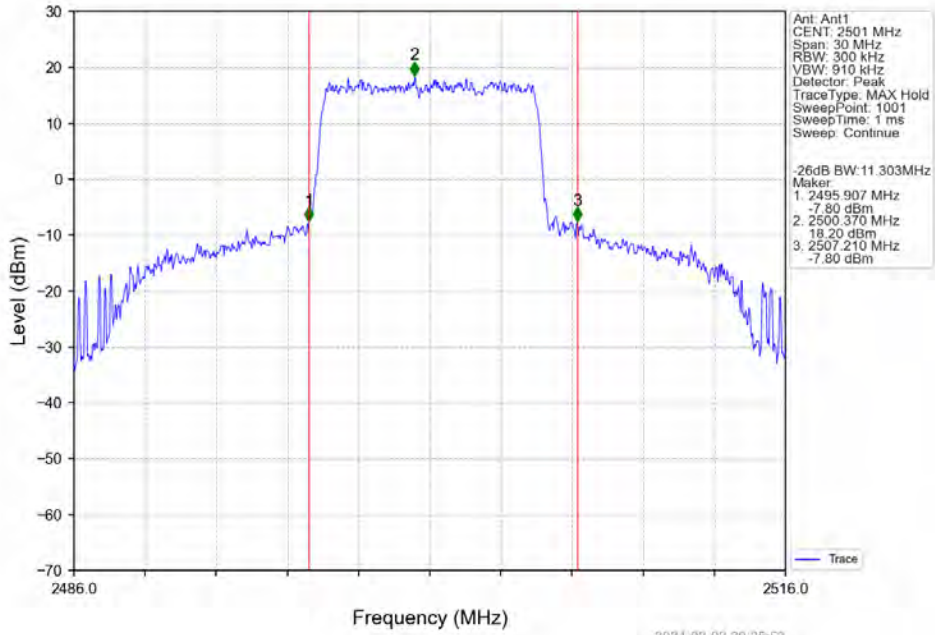
Band41_5MHz_16QAM_MCH_2593MHz_RB_25_0_NTNV



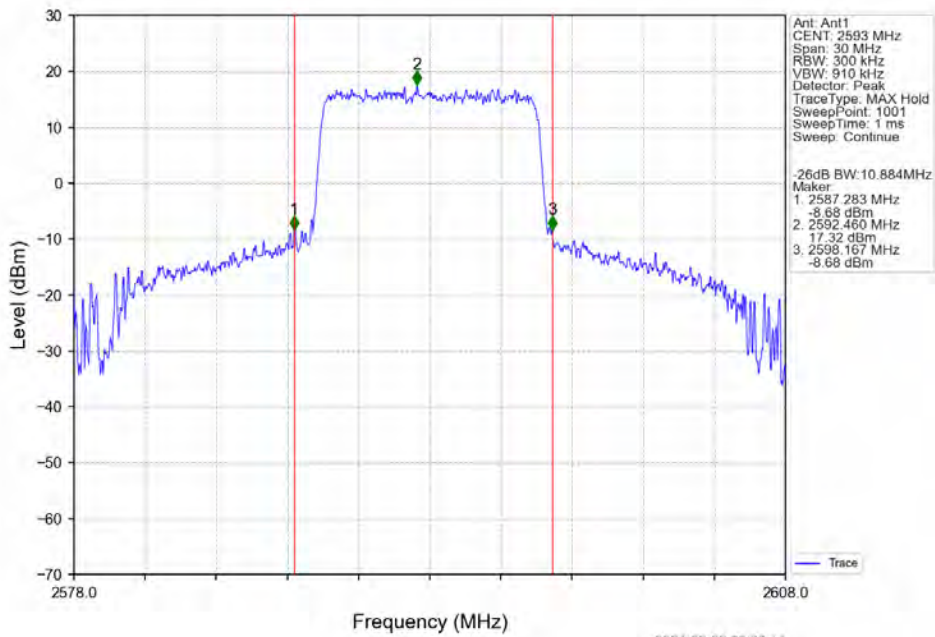
Band41_5MHz_16QAM_HCH_2687.5MHz_RB_25_0_NTNV



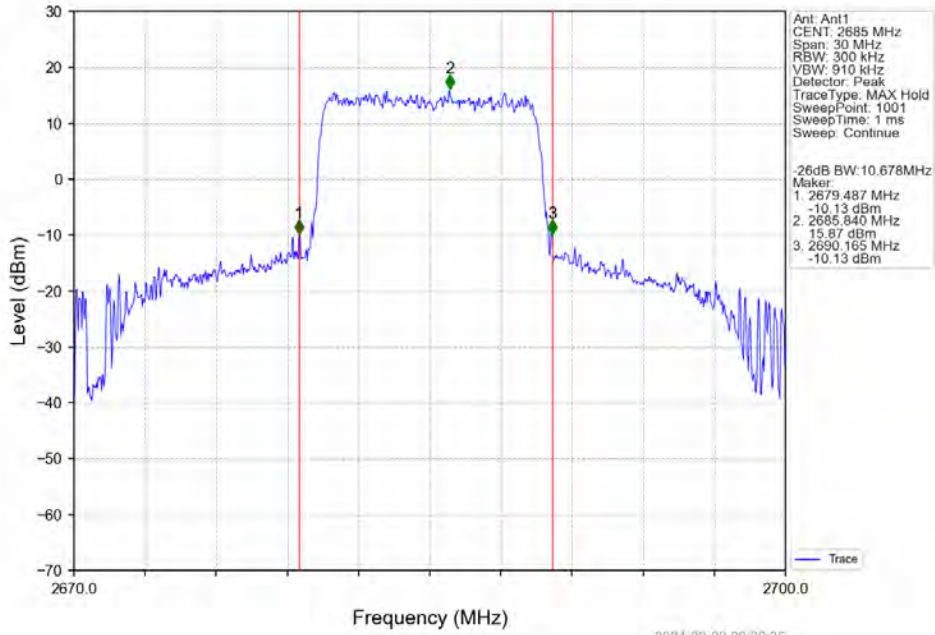
Band41_10MHz_QPSK_LCH_2501MHz_RB_50_0_NTNV



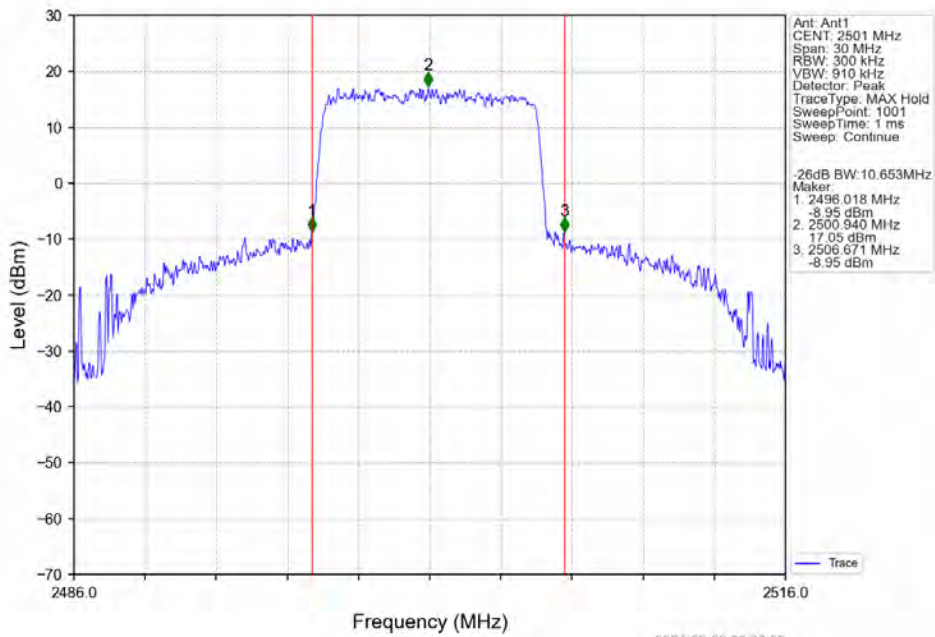
Band41_10MHz_QPSK_MCH_2593MHz_RB_50_0_NTNV



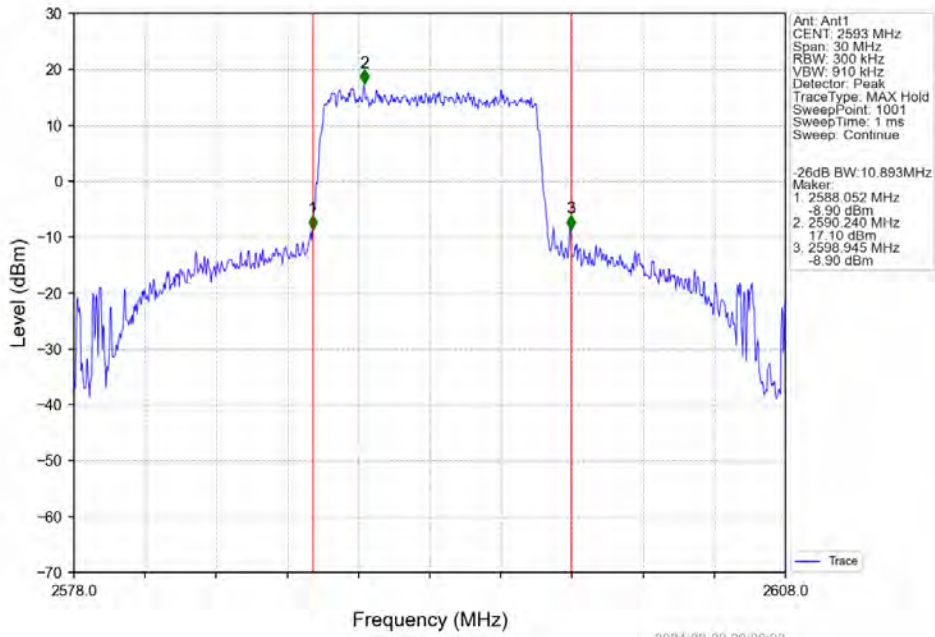
Band41_10MHz_QPSK_HCH_2685MHz_RB_50_0_NTNV



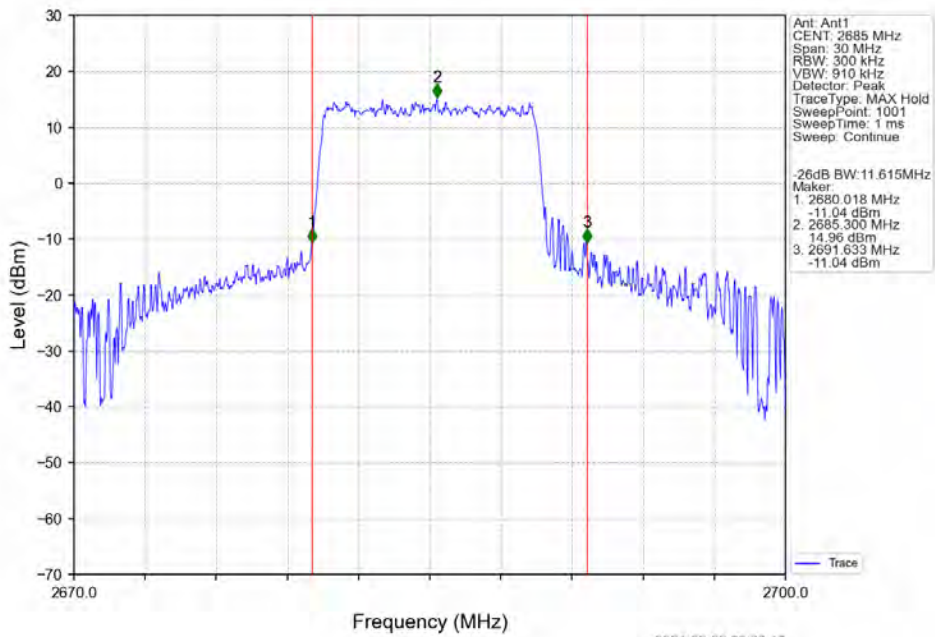
Band41_10MHz_16QAM_LCH_2501MHz_RB_50_0_NTNV



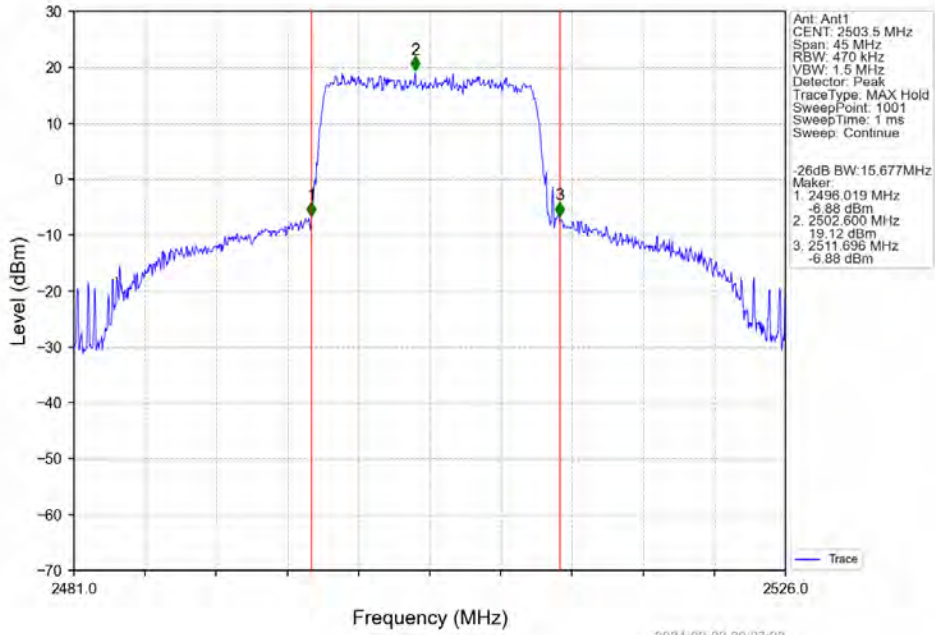
Band41_10MHz_16QAM_MCH_2593MHz_RB_50_0_NTNV



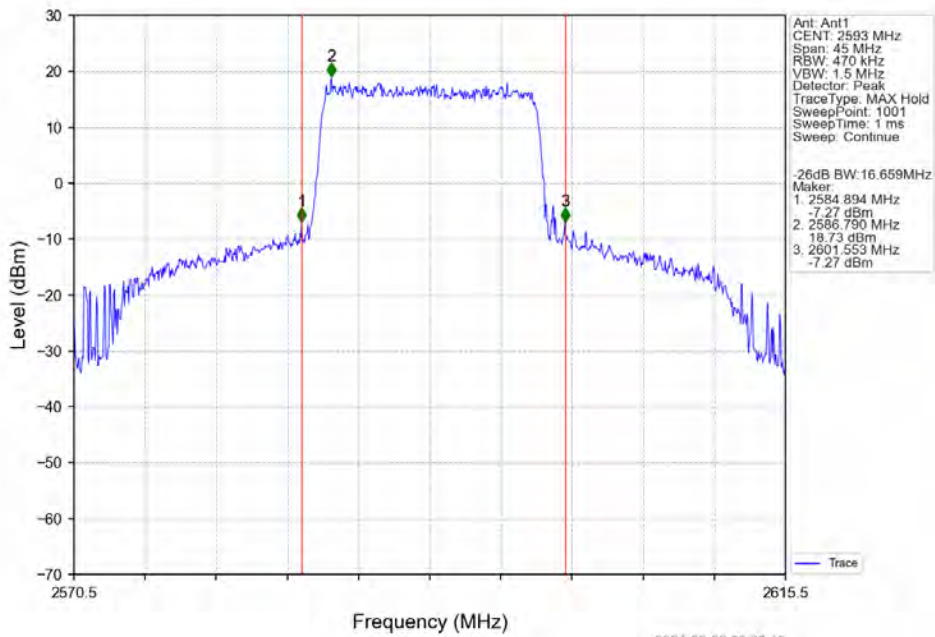
Band41_10MHz_16QAM_HCH_2685MHz_RB_50_0_NTNV



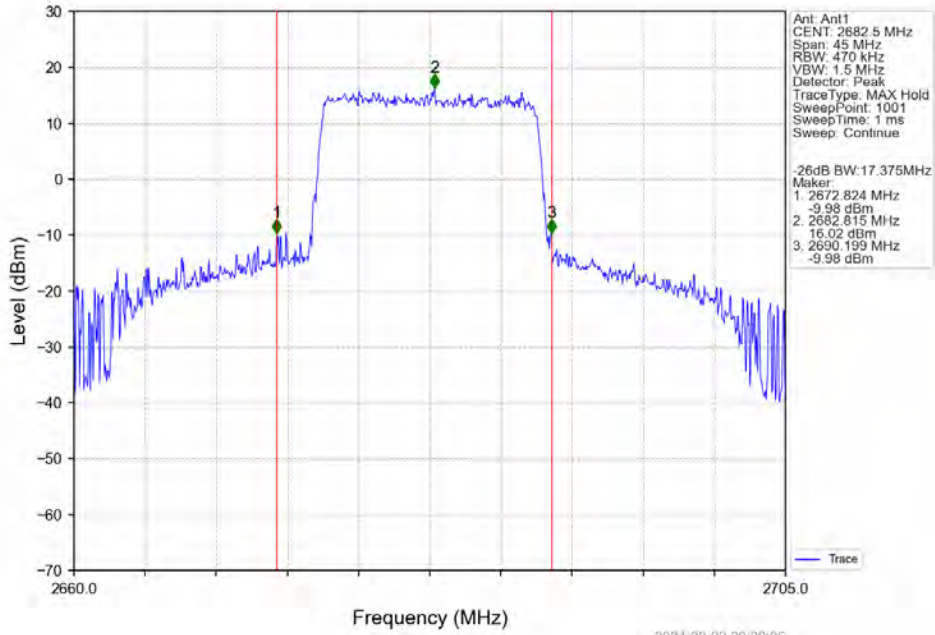
Band41_15MHz_QPSK_LCH_2503.5MHz_RB_75_0_NTNV



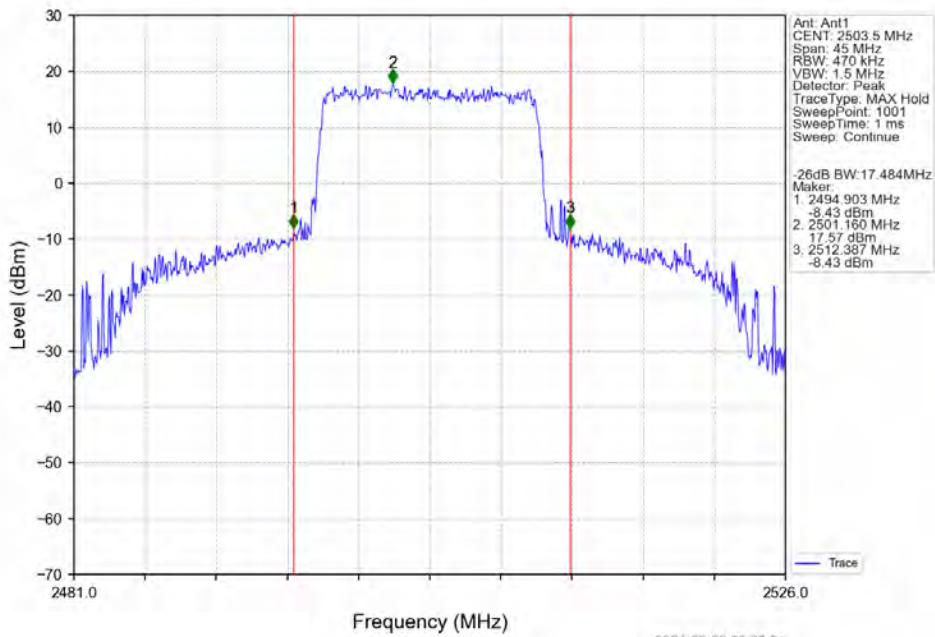
Band41_15MHz_QPSK_MCH_2593MHz_RB_75_0_NTNV



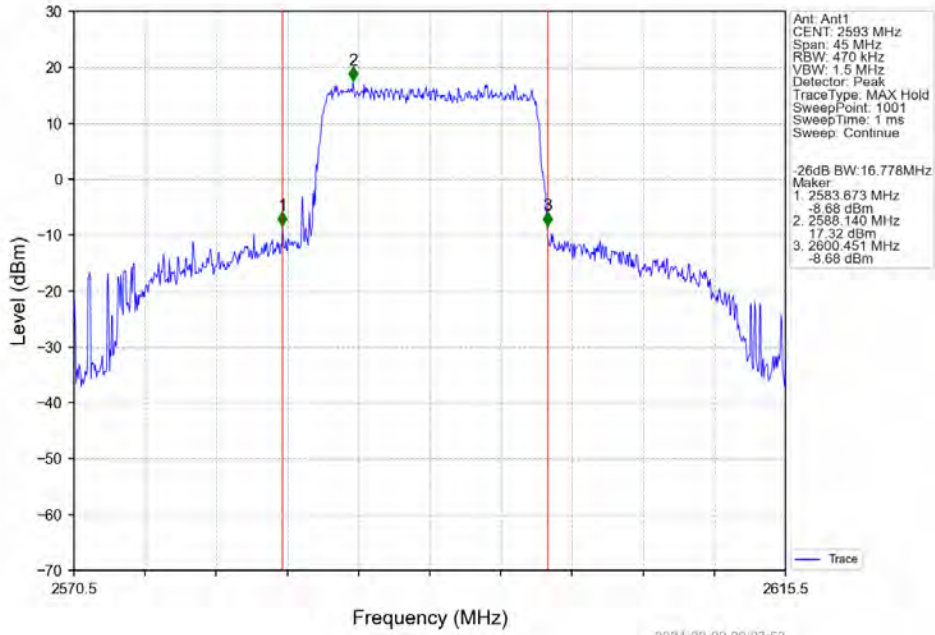
Band41_15MHz_QPSK_HCH_2682.5MHz_RB_75_0_NTNV



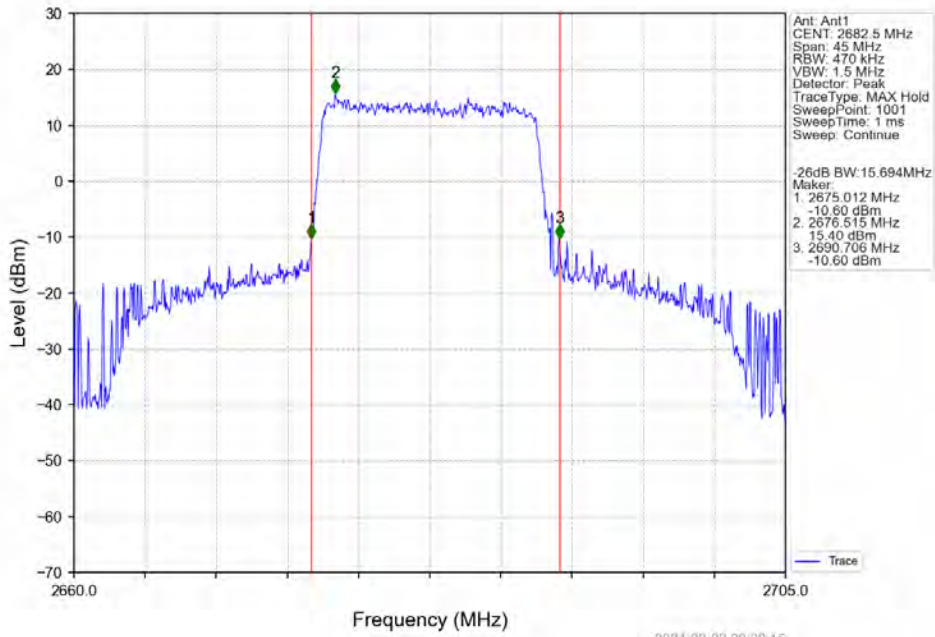
Band41_15MHz_16QAM_LCH_2503.5MHz_RB_75_0_NTNV



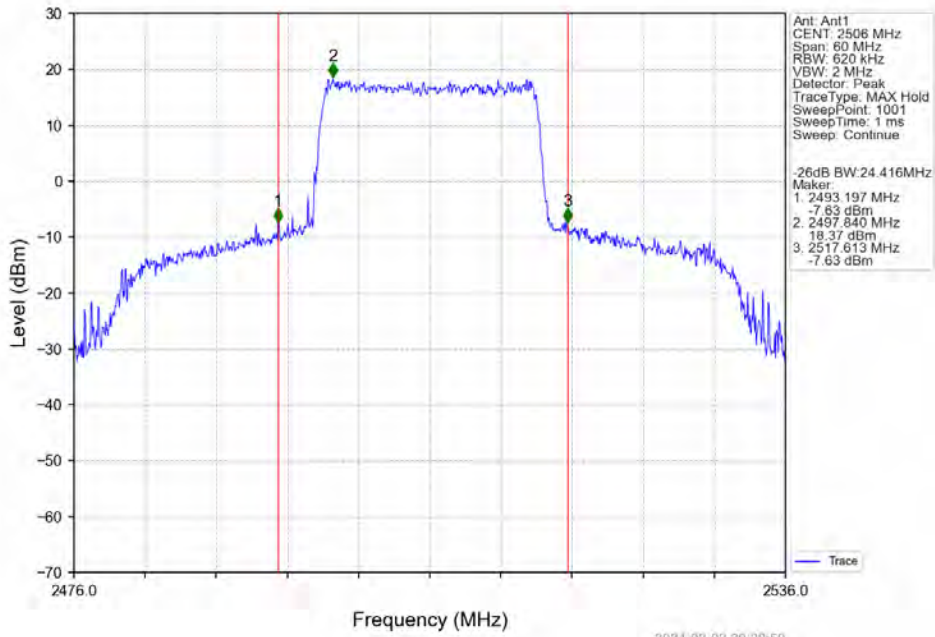
Band41_15MHz_16QAM_MCH_2593MHz_RB_75_0_NTNV



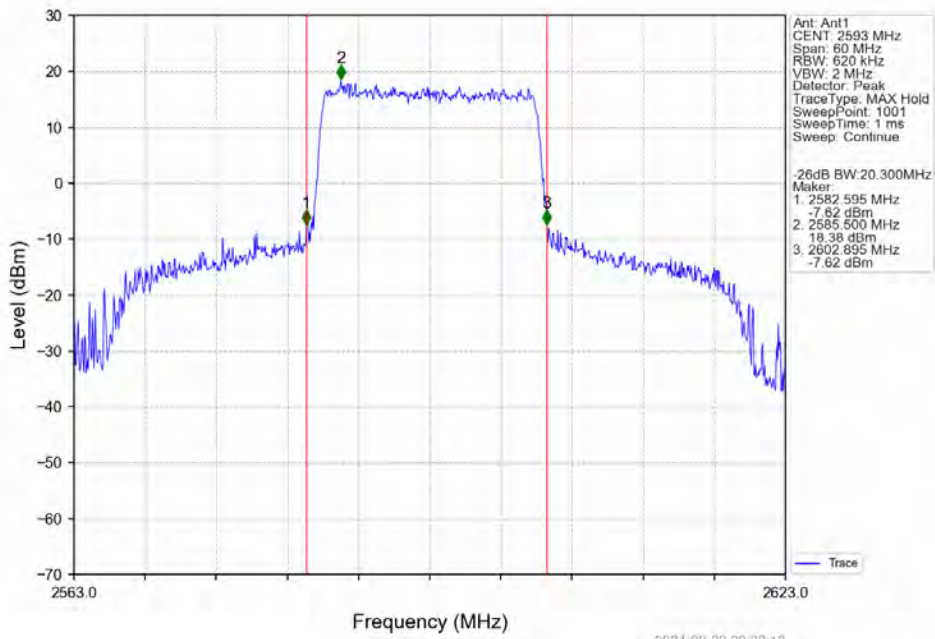
Band41_15MHz_16QAM_HCH_2682.5MHz_RB_75_0_NTNV



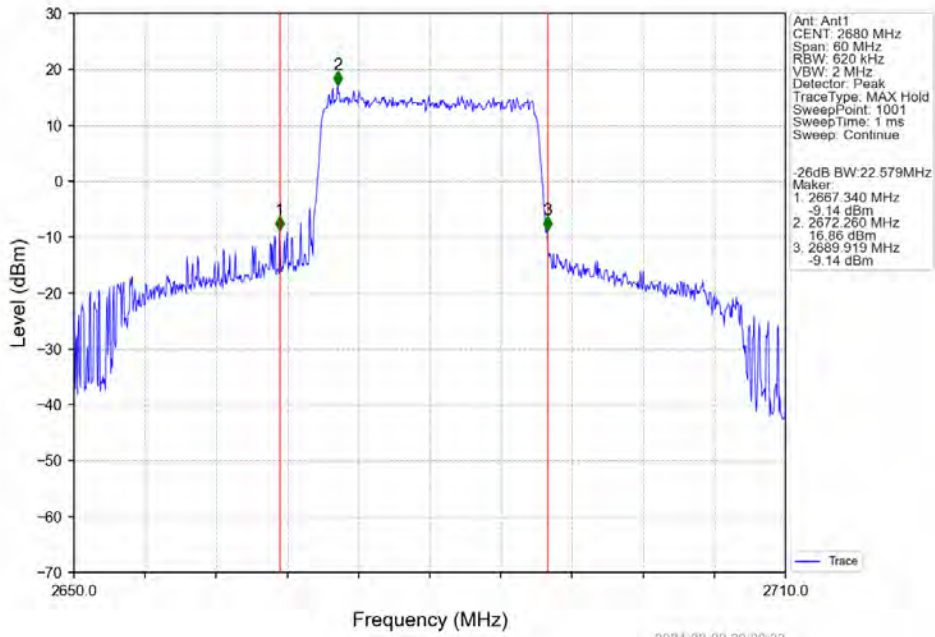
Band41_20MHz_QPSK_LCH_2506MHz_RB_100_0_NTNV



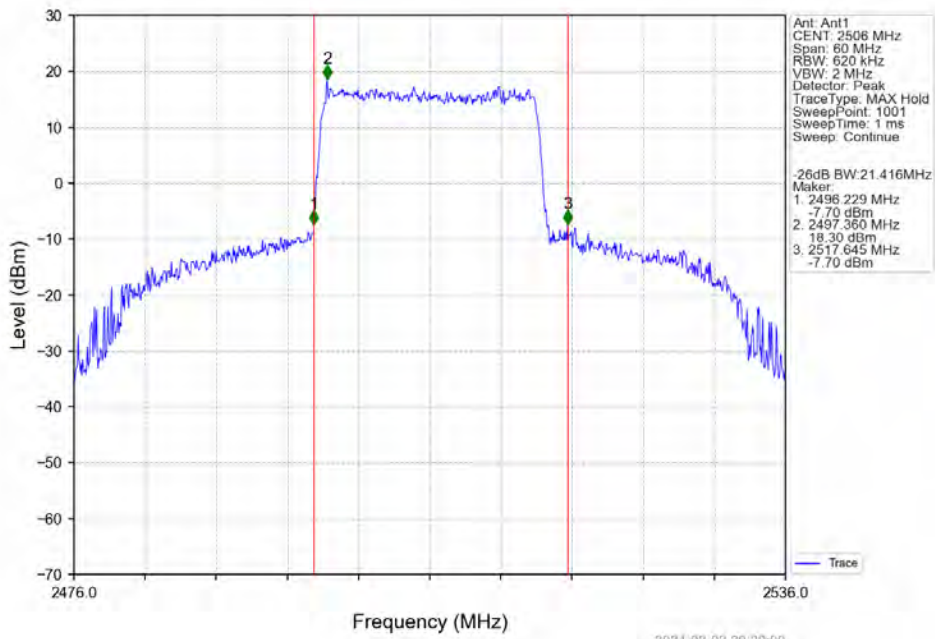
Band41_20MHz_QPSK_MCH_2593MHz_RB_100_0_NTNV



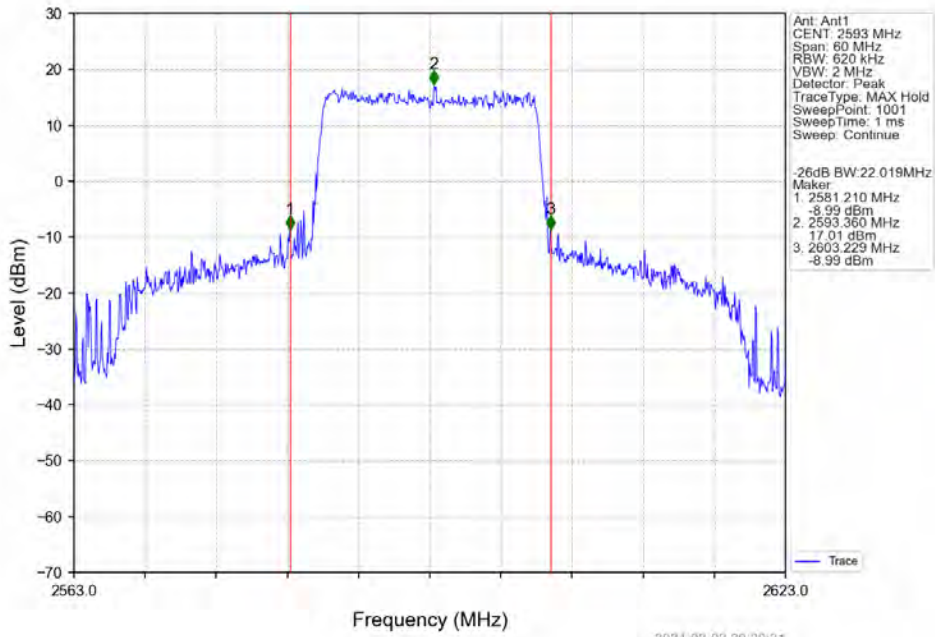
Band41_20MHz_QPSK_HCH_2680MHz_RB_100_0_NTNV



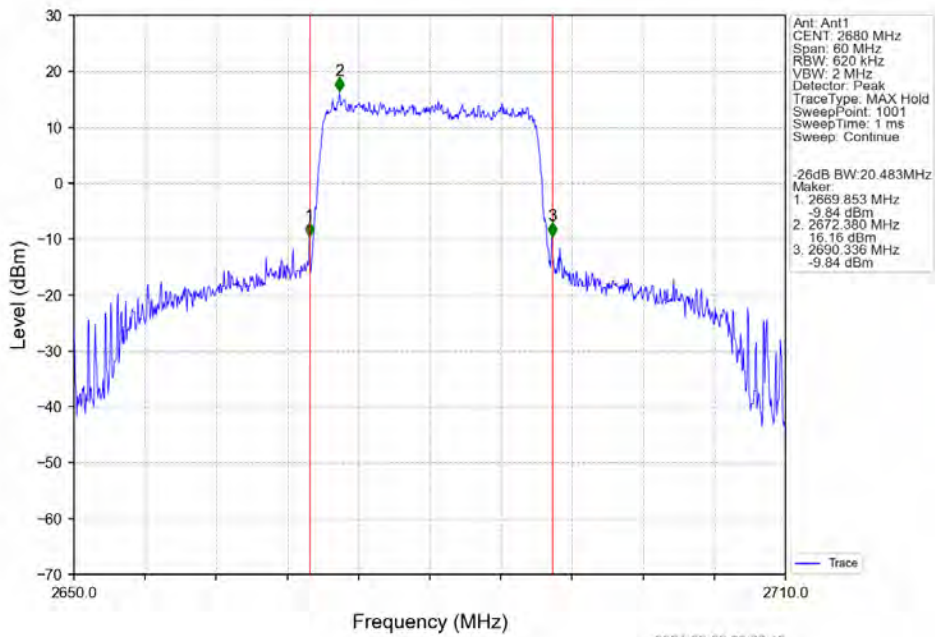
Band41_20MHz_16QAM_LCH_2506MHz_RB_100_0_NTNV



Band41_20MHz_16QAM_MCH_2593MHz_RB_100_0_NTNV



Band41_20MHz_16QAM_HCH_2680MHz_RB_100_0_NTNV



5. Peak-Average Ratio

5.1 Test Result

5.1.1 B41_5MHz

Band: 41 / Bandwidth: 5MHz / NTNV						
Modulation	Frequency (MHz)	RB Allocation		Peak-Average Ratio (dB)		Verdict
		Size	Offset	Result	Limit	
QPSK	2498.5	25	0	6.51	<=13	Pass
	2593	25	0	6.60	<=13	Pass
	2687.5	25	0	6.79	<=13	Pass
16QAM	2498.5	25	0	7.07	<=13	Pass
	2593	25	0	7.18	<=13	Pass
	2687.5	25	0	7.38	<=13	Pass

5.1.2 B41_10MHz

Band: 41 / Bandwidth: 10MHz / NTNV						
Modulation	Frequency (MHz)	RB Allocation		Peak-Average Ratio (dB)		Verdict
		Size	Offset	Result	Limit	
QPSK	2501	50	0	6.53	<=13	Pass
	2593	50	0	6.74	<=13	Pass
	2685	50	0	6.90	<=13	Pass
16QAM	2501	50	0	7.17	<=13	Pass
	2593	50	0	7.39	<=13	Pass
	2685	50	0	7.48	<=13	Pass

5.1.3 B41_15MHz

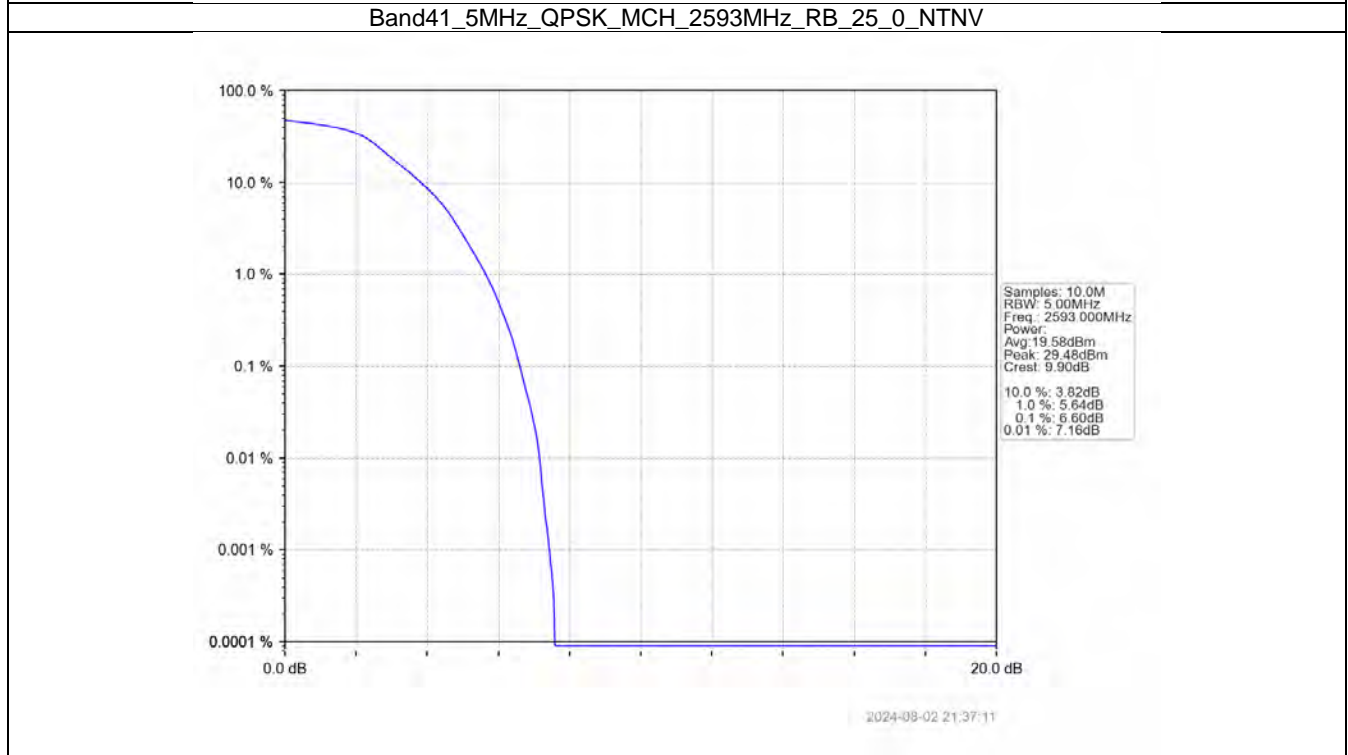
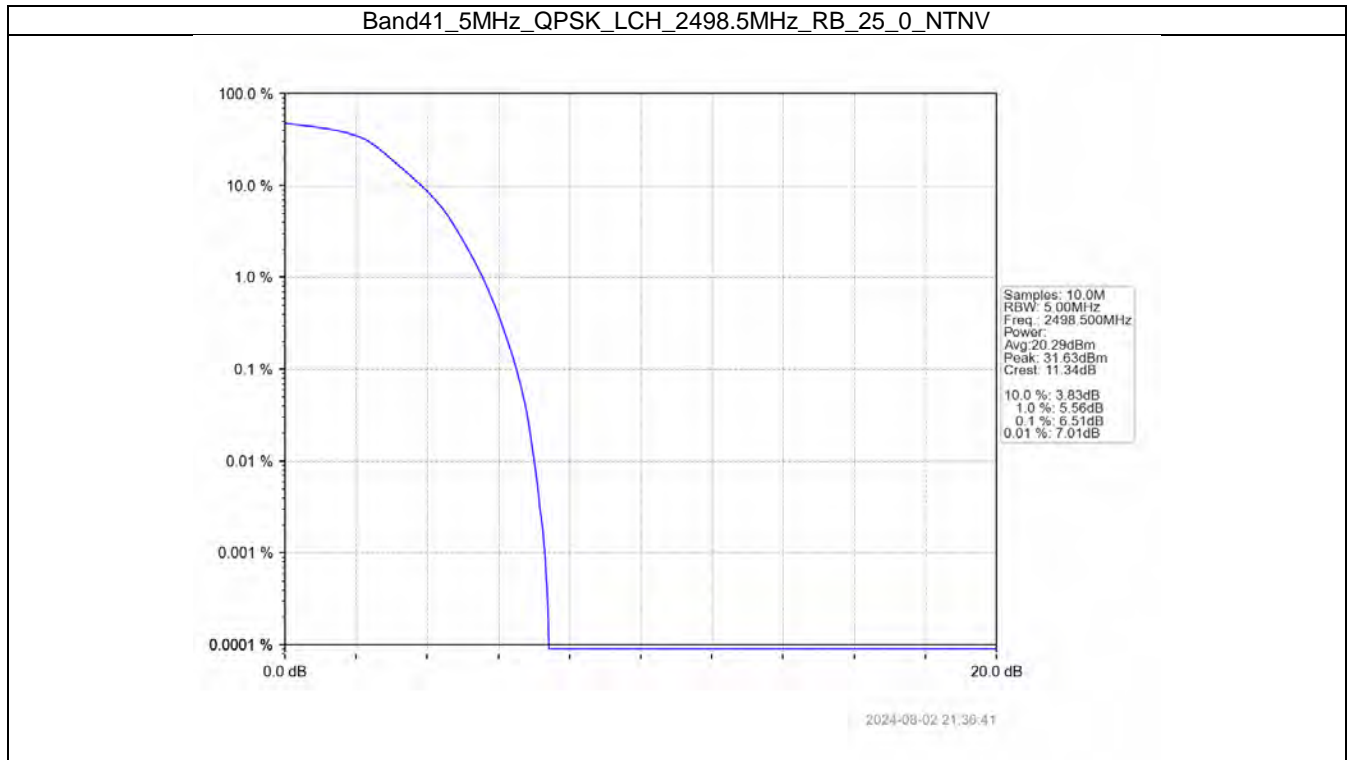
Band: 41 / Bandwidth: 15MHz / NTNV						
Modulation	Frequency (MHz)	RB Allocation		Peak-Average Ratio (dB)		Verdict
		Size	Offset	Result	Limit	
QPSK	2503.5	75	0	6.10	<=13	Pass
	2593	75	0	6.62	<=13	Pass
	2682.5	75	0	6.79	<=13	Pass
16QAM	2503.5	75	0	7.02	<=13	Pass
	2593	75	0	7.18	<=13	Pass
	2682.5	75	0	7.32	<=13	Pass

5.1.4 B41_20MHz

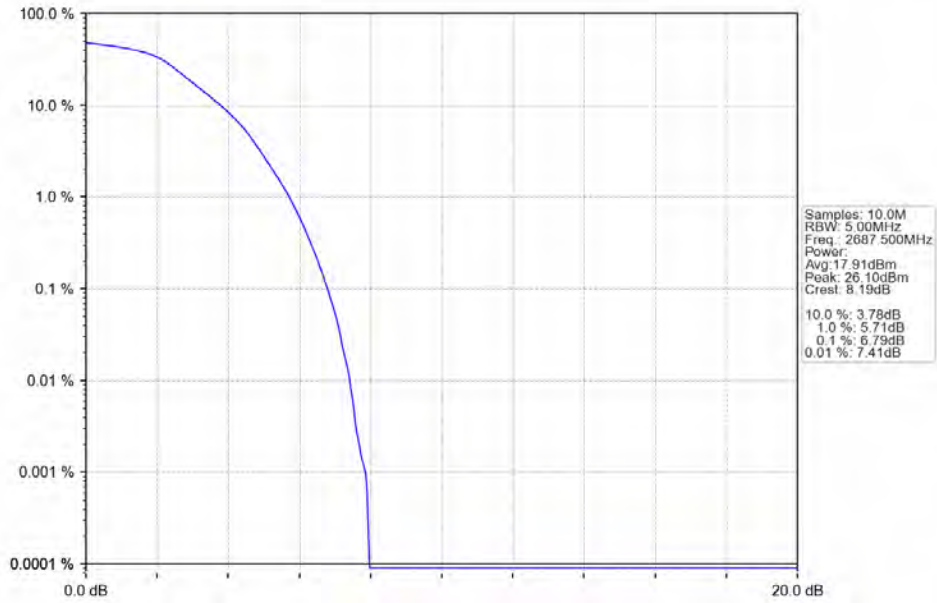
Band: 41 / Bandwidth: 20MHz / NTNV						
Modulation	Frequency (MHz)	RB Allocation		Peak-Average Ratio (dB)		Verdict
		Size	Offset	Result	Limit	
QPSK	2506	100	0	6.65	<=13	Pass
	2593	100	0	6.54	<=13	Pass
	2680	100	0	6.70	<=13	Pass
16QAM	2506	100	0	7.63	<=13	Pass
	2593	100	0	7.14	<=13	Pass
	2680	100	0	7.25	<=13	Pass

5.2 Test Graph

5.2.1 B41_5MHz

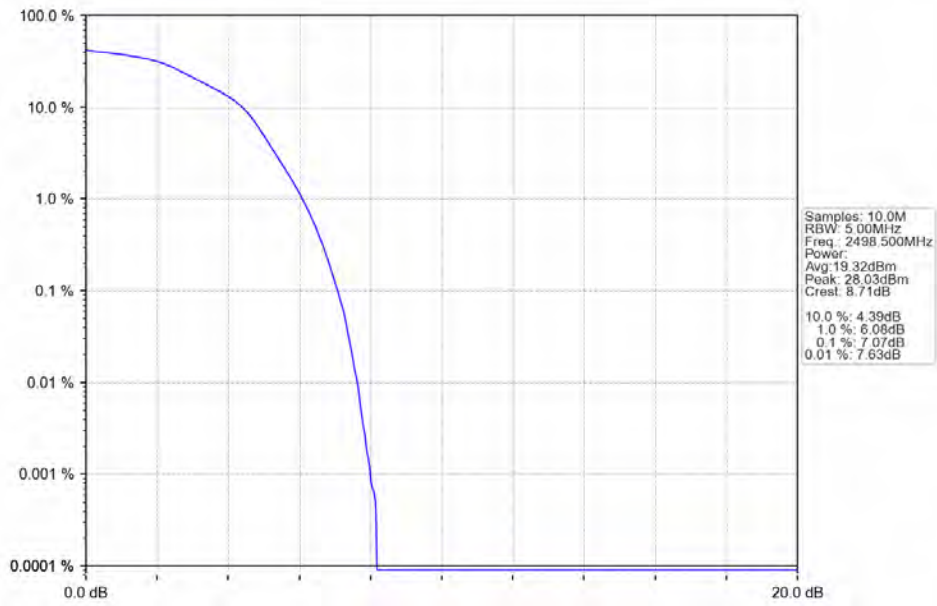


Band41_5MHz_QPSK_HCH_2687.5MHz_RB_25_0_NTNV



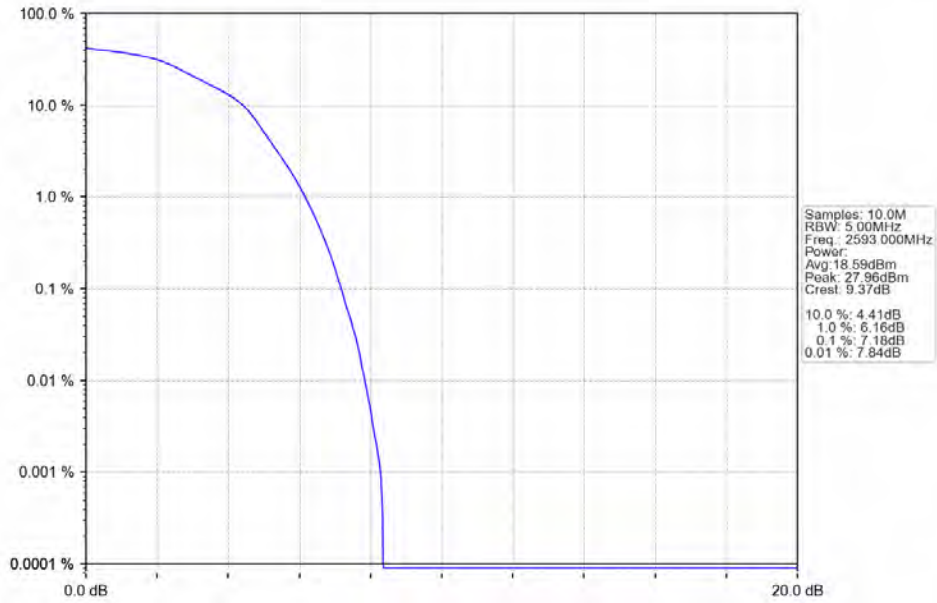
2024-08-02 21:37:45

Band41_5MHz_16QAM_LCH_2498.5MHz_RB_25_0_NTNV



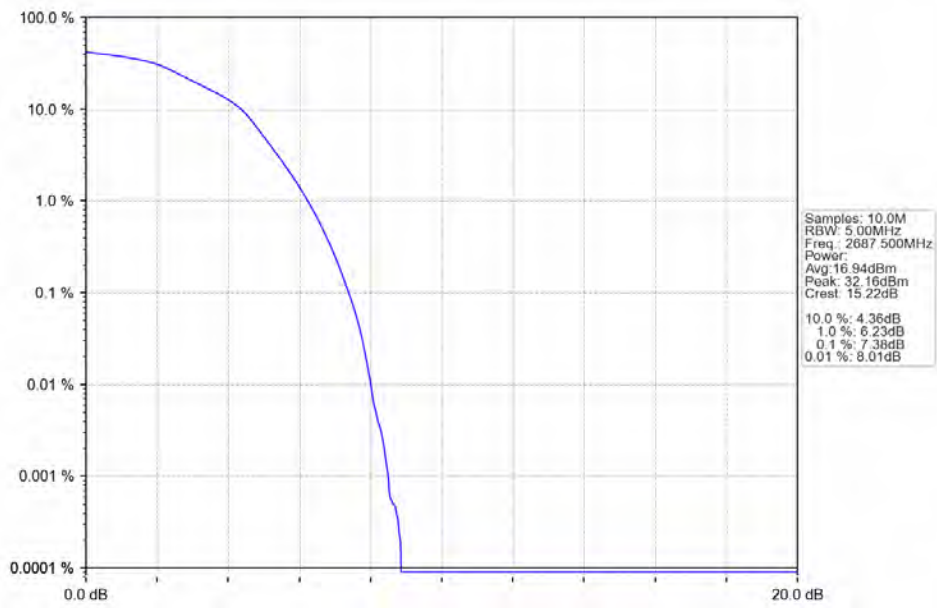
2024-08-02 21:38:55

Band41_5MHz_16QAM_MCH_2593MHz_RB_25_0_NTNV



2024-08-02 21:37:27

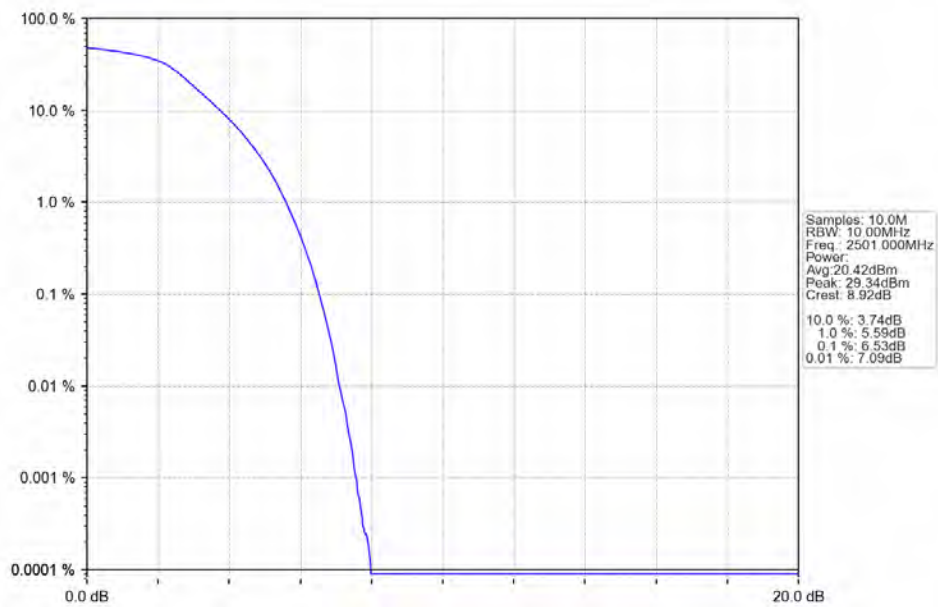
Band41_5MHz_16QAM_HCH_2687.5MHz_RB_25_0_NTNV



2024-08-02 21:38:01

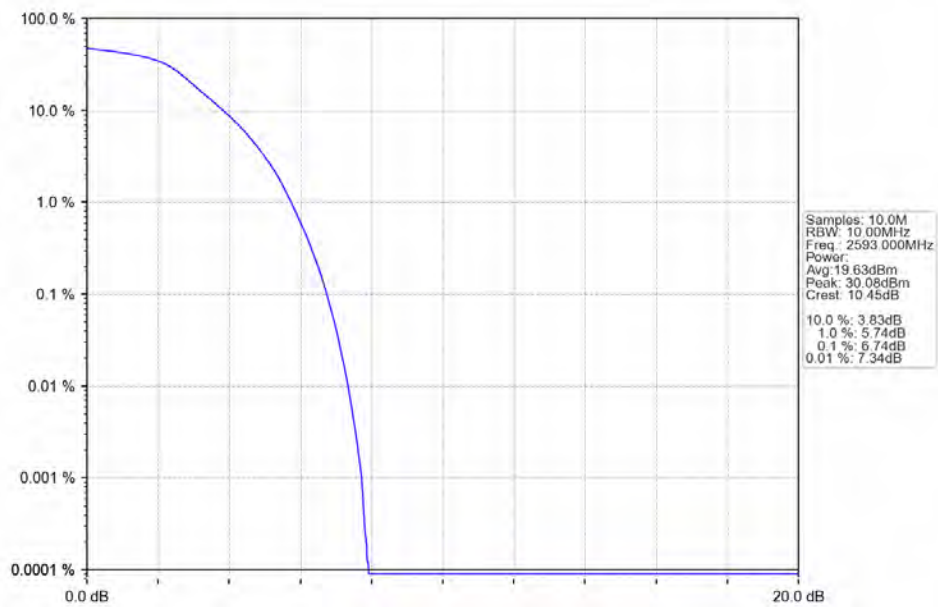
5.2.2 B41_10MHz

Band41_10MHz_QPSK_LCH_2501MHz_RB_50_0_NTNV



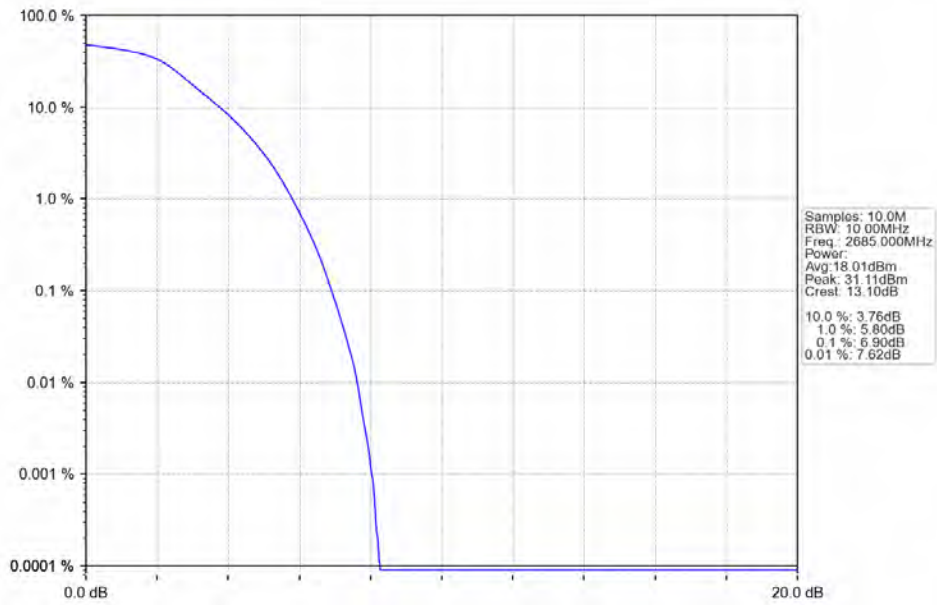
2024-08-02 21:38:42

Band41_10MHz_QPSK_MCH_2593MHz_RB_50_0_NTNV



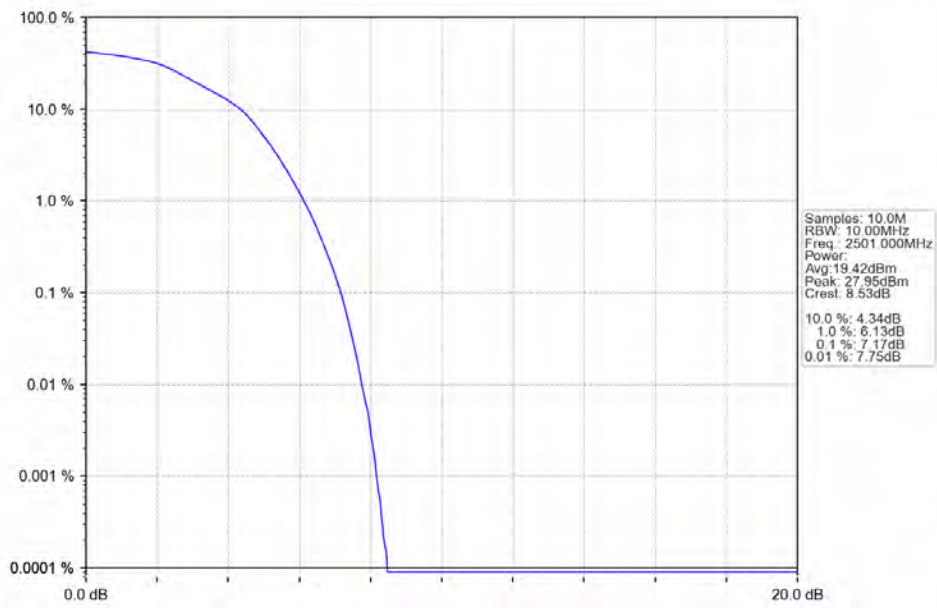
2024-08-02 21:39:16

Band41_10MHz_QPSK_HCH_2685MHz_RB_50_0_NTNV



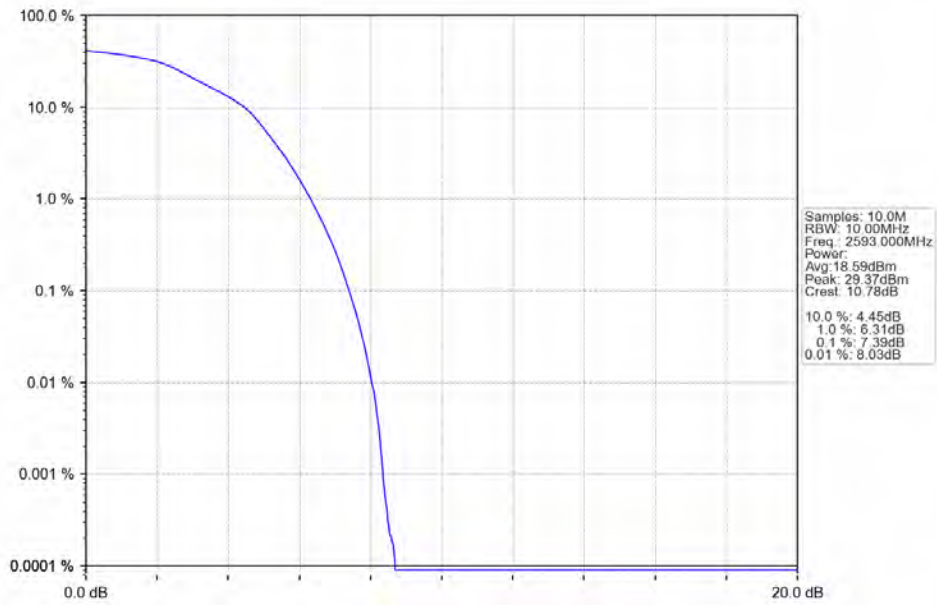
2024-08-02 21:39:51

Band41_10MHz_16QAM_LCH_2501MHz_RB_50_0_NTNV



2024-08-02 21:38:58

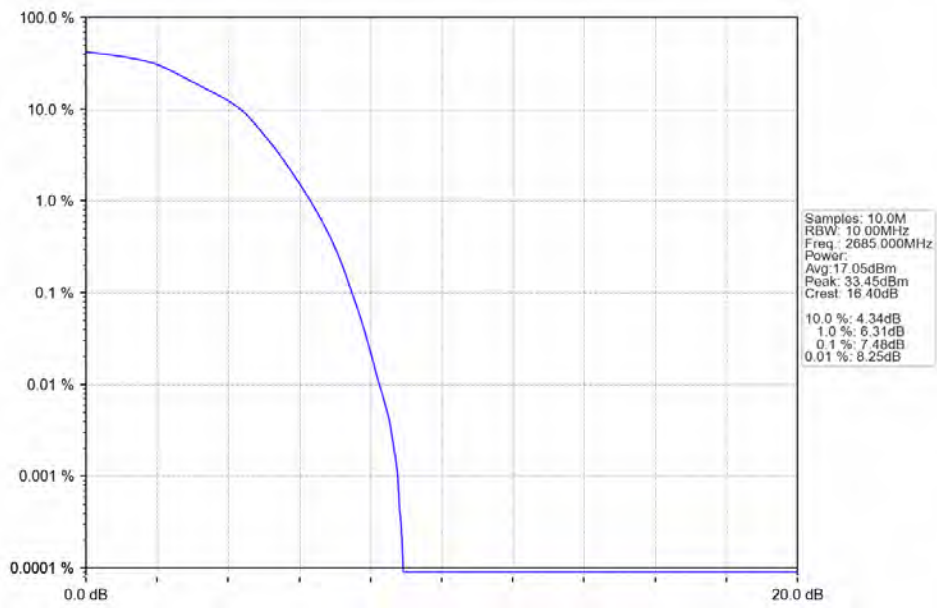
Band41_10MHz_16QAM_MCH_2593MHz_RB_50_0_NTNV



Samples: 10.0M
RBW: 10.00MHz
Freq: 2593.000MHz
Power:
Avg: 18.59dBm
Peak: 29.37dBm
Crest: 10.78dB
10.0 %: 4.45dB
1.0 %: 6.31dB
0.1 %: 7.35dB
0.01 %: 8.03dB

2024-08-02 21:39:32

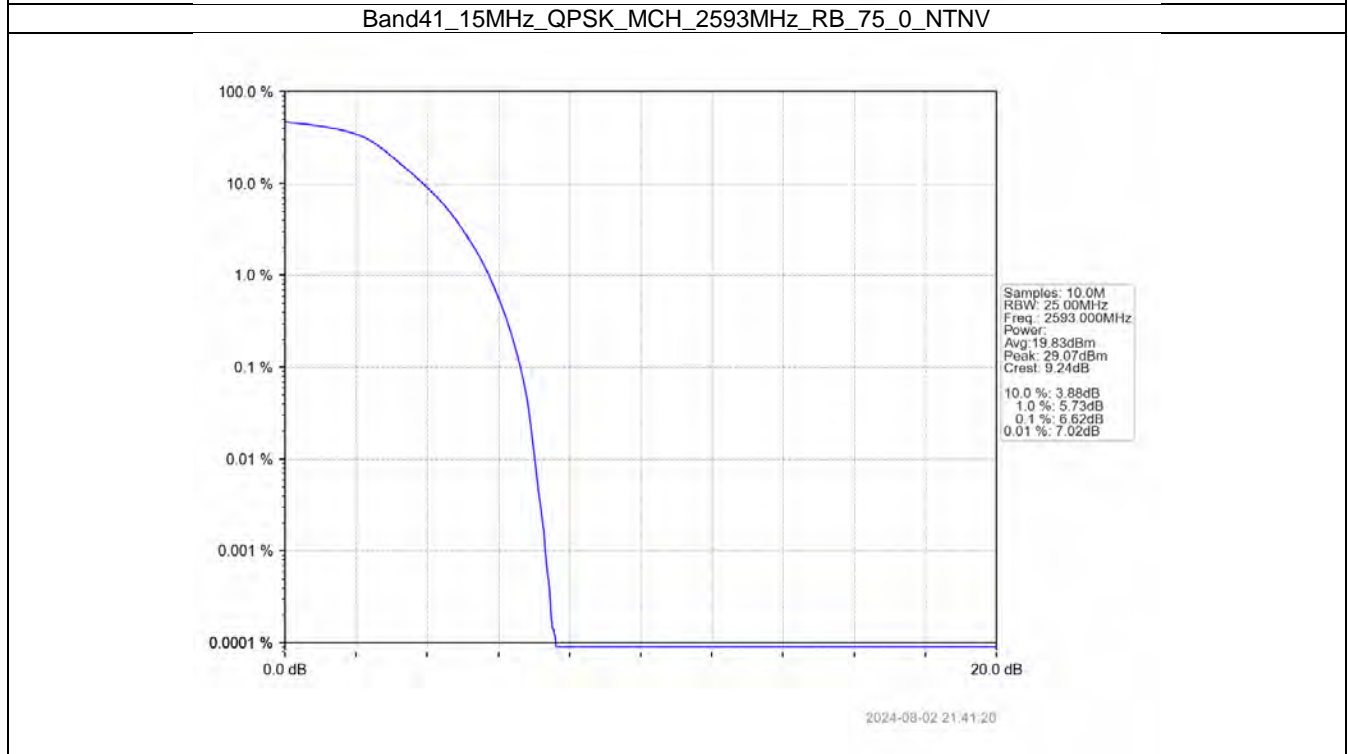
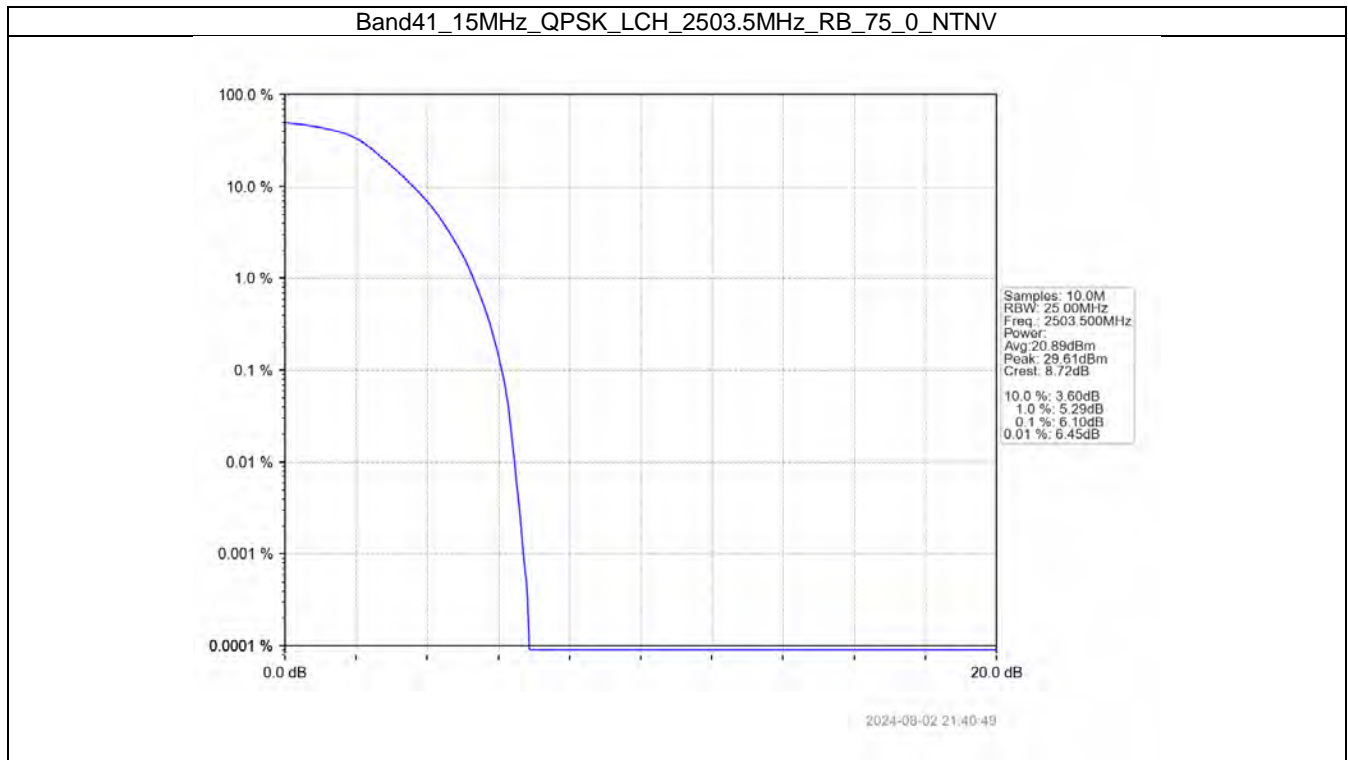
Band41_10MHz_16QAM_HCH_2685MHz_RB_50_0_NTNV



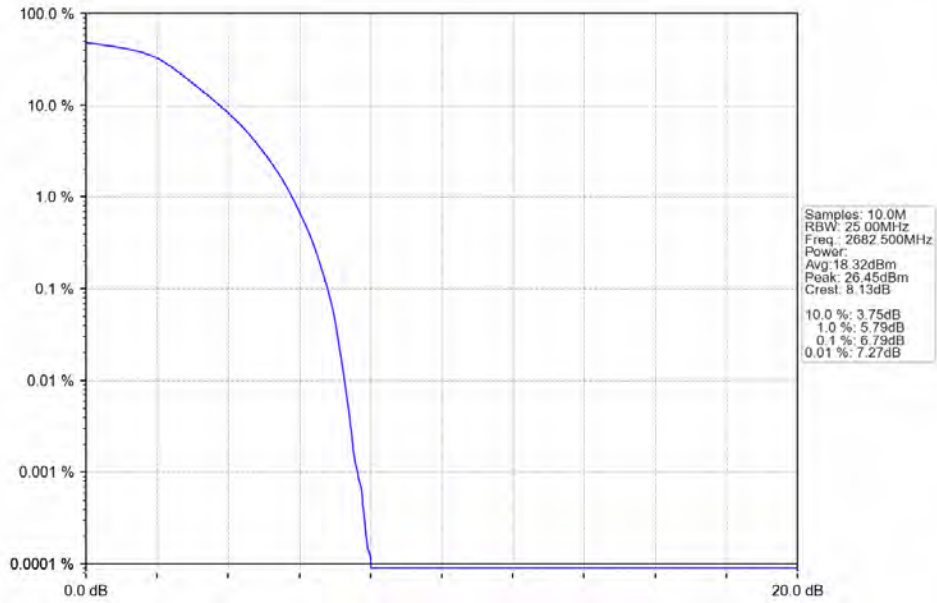
Samples: 10.0M
RBW: 10.00MHz
Freq: 2685.000MHz
Power:
Avg: 17.05dBm
Peak: 33.45dBm
Crest: 16.40dB
10.0 %: 4.34dB
1.0 %: 6.31dB
0.1 %: 7.48dB
0.01 %: 8.25dB

2024-08-02 21:40:09

5.2.3 B41_15MHz

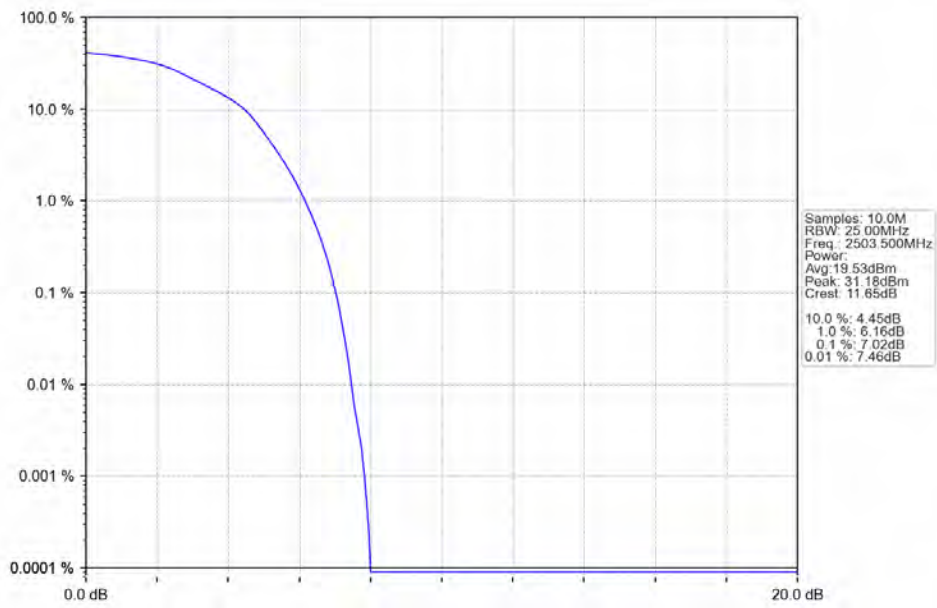


Band41_15MHz_QPSK_HCH_2682.5MHz_RB_75_0_NTNV



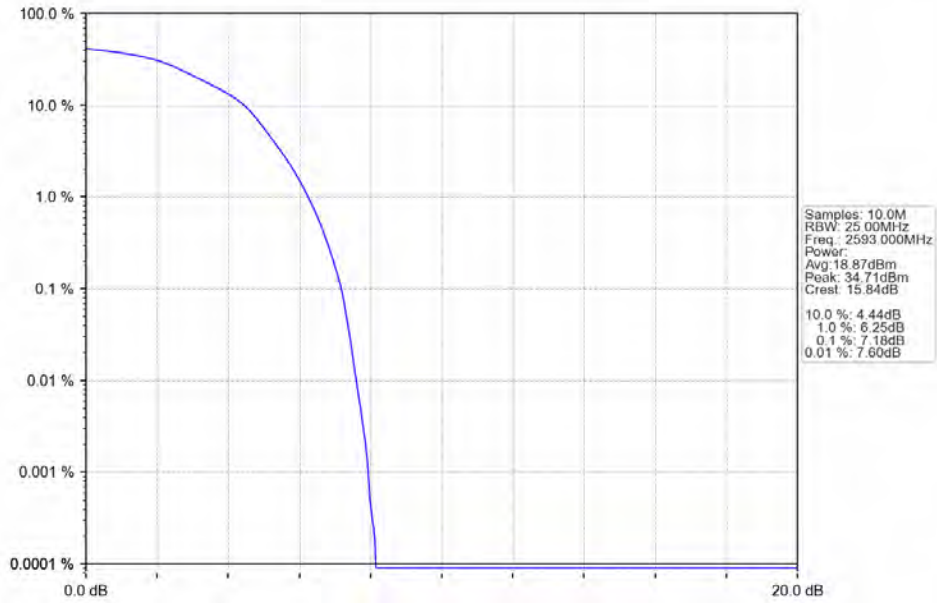
2024-08-02 21:41:50

Band41_15MHz_16QAM_LCH_2503.5MHz_RB_75_0_NTNV



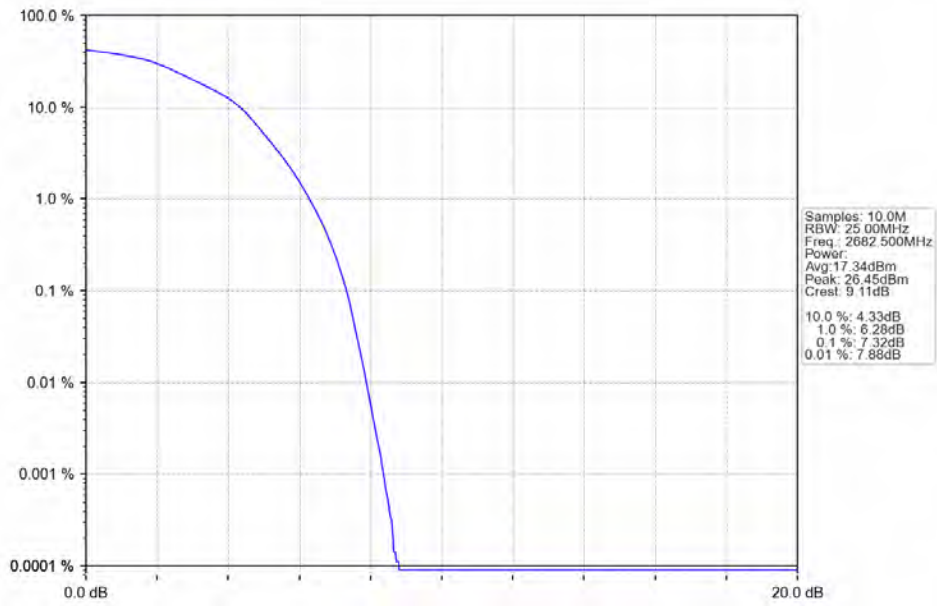
2024-08-02 21:41:03

Band41_15MHz_16QAM_MCH_2593MHz_RB_75_0_NTNV



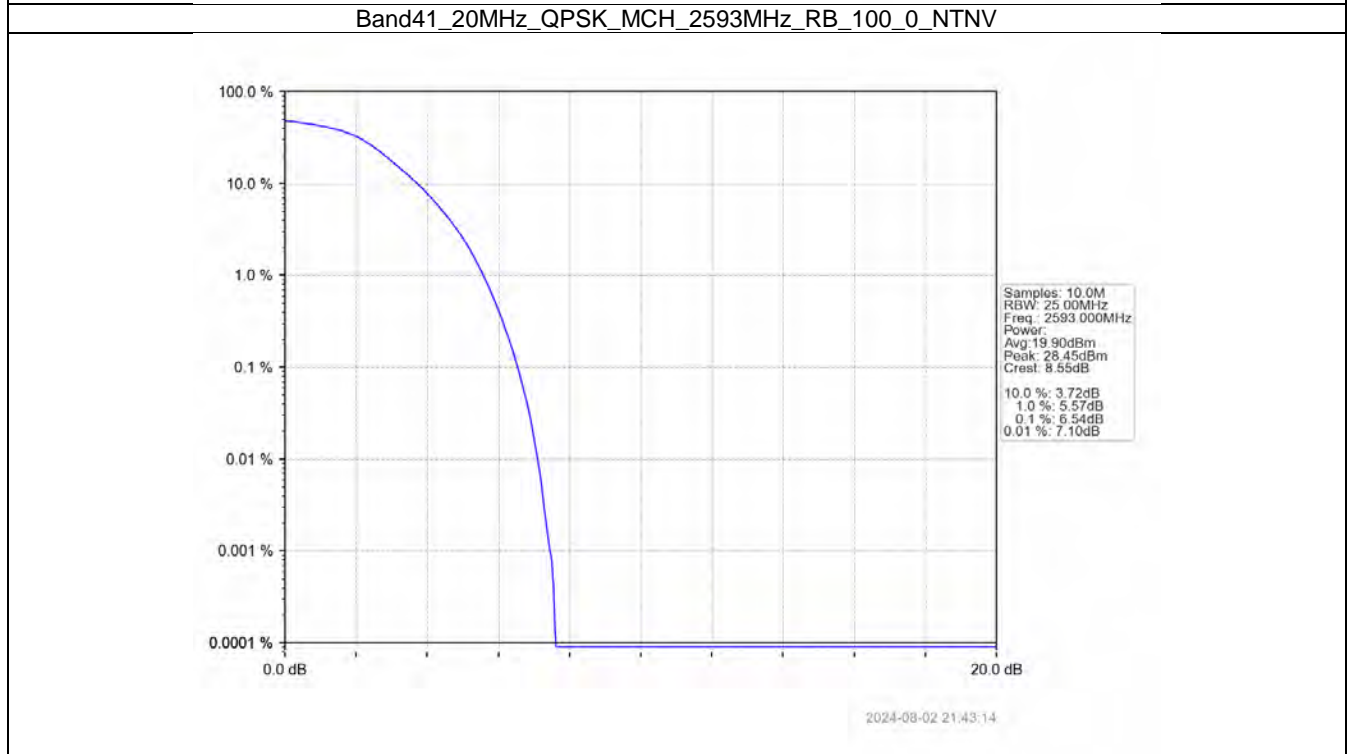
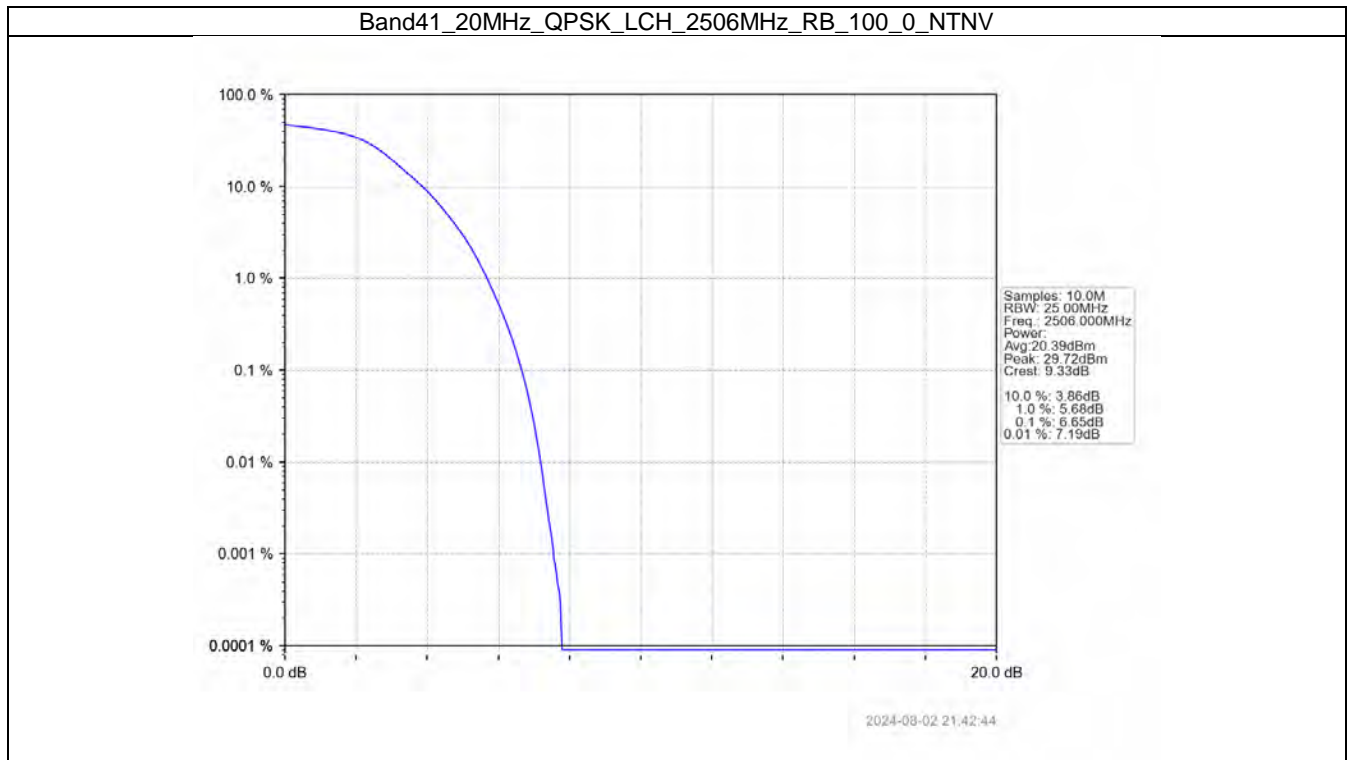
2024-08-02 21:41:34

Band41_15MHz_16QAM_HCH_2682.5MHz_RB_75_0_NTNV

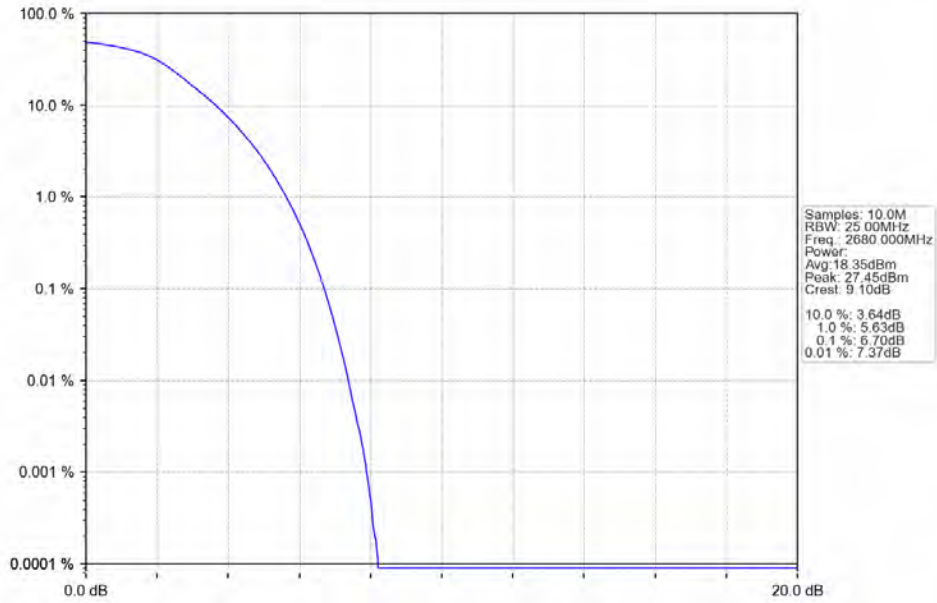


2024-08-02 21:42:04

5.2.4 B41_20MHz

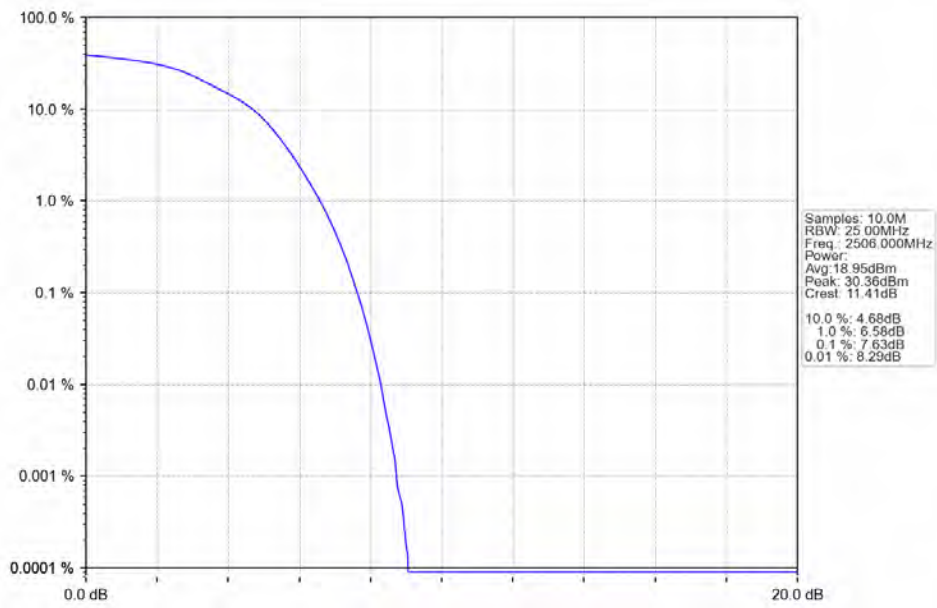


Band41_20MHz_QPSK_HCH_2680MHz_RB_100_0_NTNV



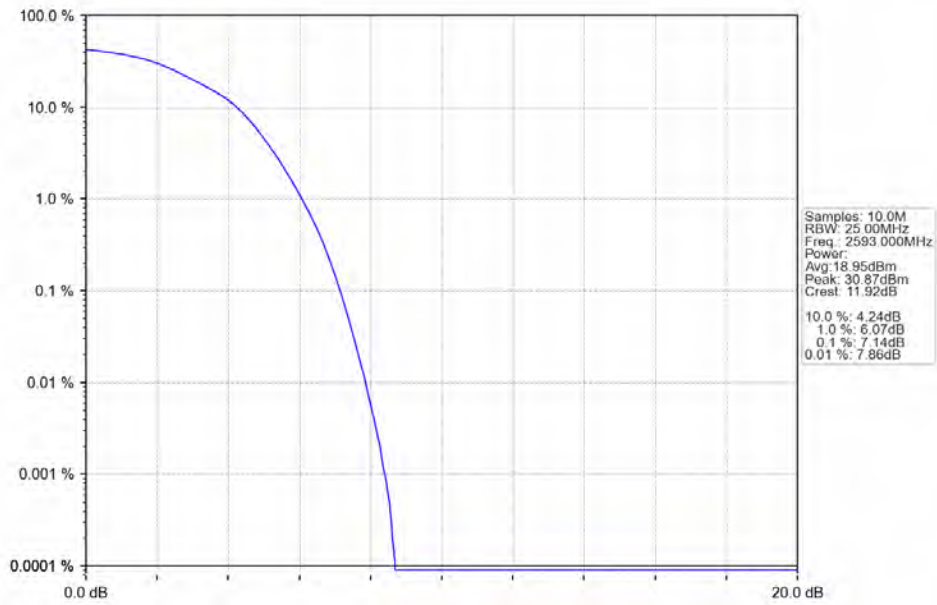
2024-08-02 21:43:44

Band41_20MHz_16QAM_LCH_2506MHz_RB_100_0_NTNV



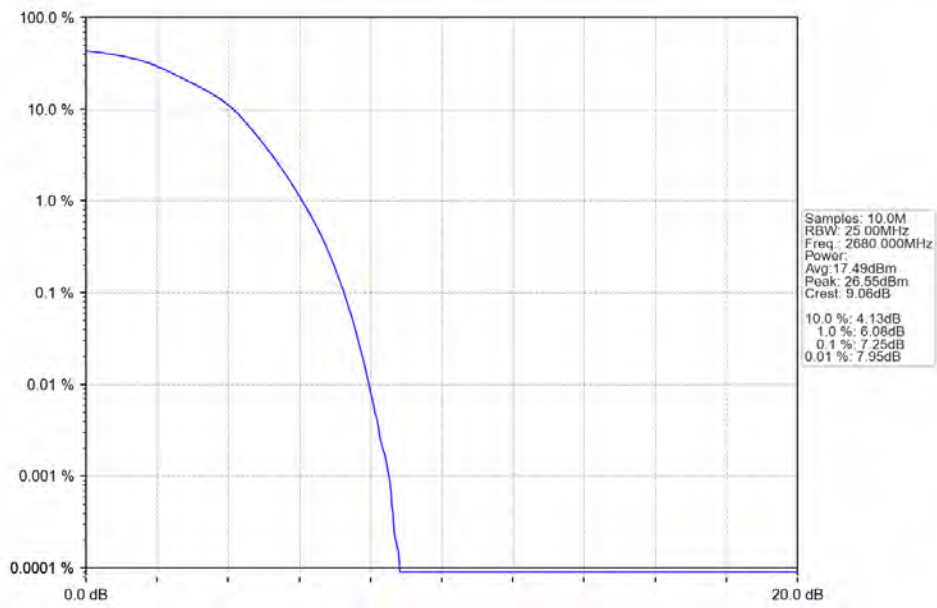
2024-08-02 21:42:58

Band41_20MHz_16QAM_MCH_2593MHz_RB_100_0_NTNV



2024-08-02 21:43:28

Band41_20MHz_16QAM_HCH_2680MHz_RB_100_0_NTNV



2024-08-02 21:43:58

6. Spurious Emission

6.1 Test Result

6.1.1 B41_5MHz

Band: 41 / Bandwidth: 5MHz / NTV						
Modulation	Frequency (MHz)	RB Allocation		Spurious Emission		Verdict
		Size	Offset	Result	Limit	
QPSK	2498.5	1	0	Refer To Test Graph		Pass
		25	0	Refer To Test Graph		Pass
	2687.5	1	0	Refer To Test Graph		Pass
		1	24	Refer To Test Graph		Pass
		25	0	Refer To Test Graph		Pass
		25	0	Refer To Test Graph		Pass
16QAM	2498.5	1	0	Refer To Test Graph		Pass
		25	0	Refer To Test Graph		Pass
	2687.5	1	0	Refer To Test Graph		Pass
		1	24	Refer To Test Graph		Pass
		25	0	Refer To Test Graph		Pass
		25	0	Refer To Test Graph		Pass

6.1.2 B41_10MHz

Band: 41 / Bandwidth: 10MHz / NTV						
Modulation	Frequency (MHz)	RB Allocation		Spurious Emission		Verdict
		Size	Offset	Result	Limit	
QPSK	2501	1	0	Refer To Test Graph		Pass
		50	0	Refer To Test Graph		Pass
	2685	1	0	Refer To Test Graph		Pass
		1	49	Refer To Test Graph		Pass
		50	0	Refer To Test Graph		Pass
		50	0	Refer To Test Graph		Pass
16QAM	2501	1	0	Refer To Test Graph		Pass
		50	0	Refer To Test Graph		Pass
	2685	1	0	Refer To Test Graph		Pass
		1	49	Refer To Test Graph		Pass
		50	0	Refer To Test Graph		Pass
		50	0	Refer To Test Graph		Pass

6.1.3 B41_15MHz

Band: 41 / Bandwidth: 15MHz / NTV						
Modulation	Frequency (MHz)	RB Allocation		Spurious Emission		Verdict
		Size	Offset	Result	Limit	
QPSK	2503.5	1	0	Refer To Test Graph		Pass
		75	0	Refer To Test Graph		Pass
	2682.5	1	0	Refer To Test Graph		Pass
		1	74	Refer To Test Graph		Pass
		75	0	Refer To Test Graph		Pass
		75	0	Refer To Test Graph		Pass
16QAM	2503.5	1	0	Refer To Test Graph		Pass

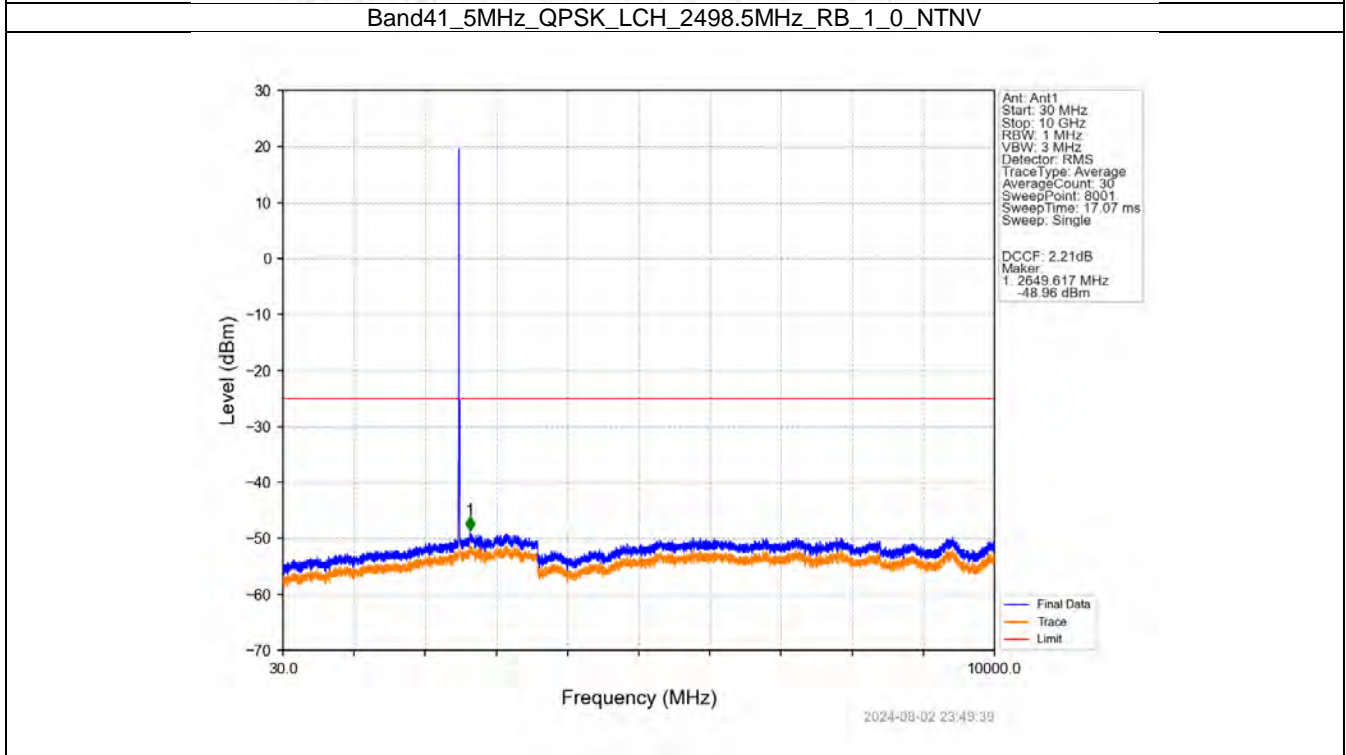
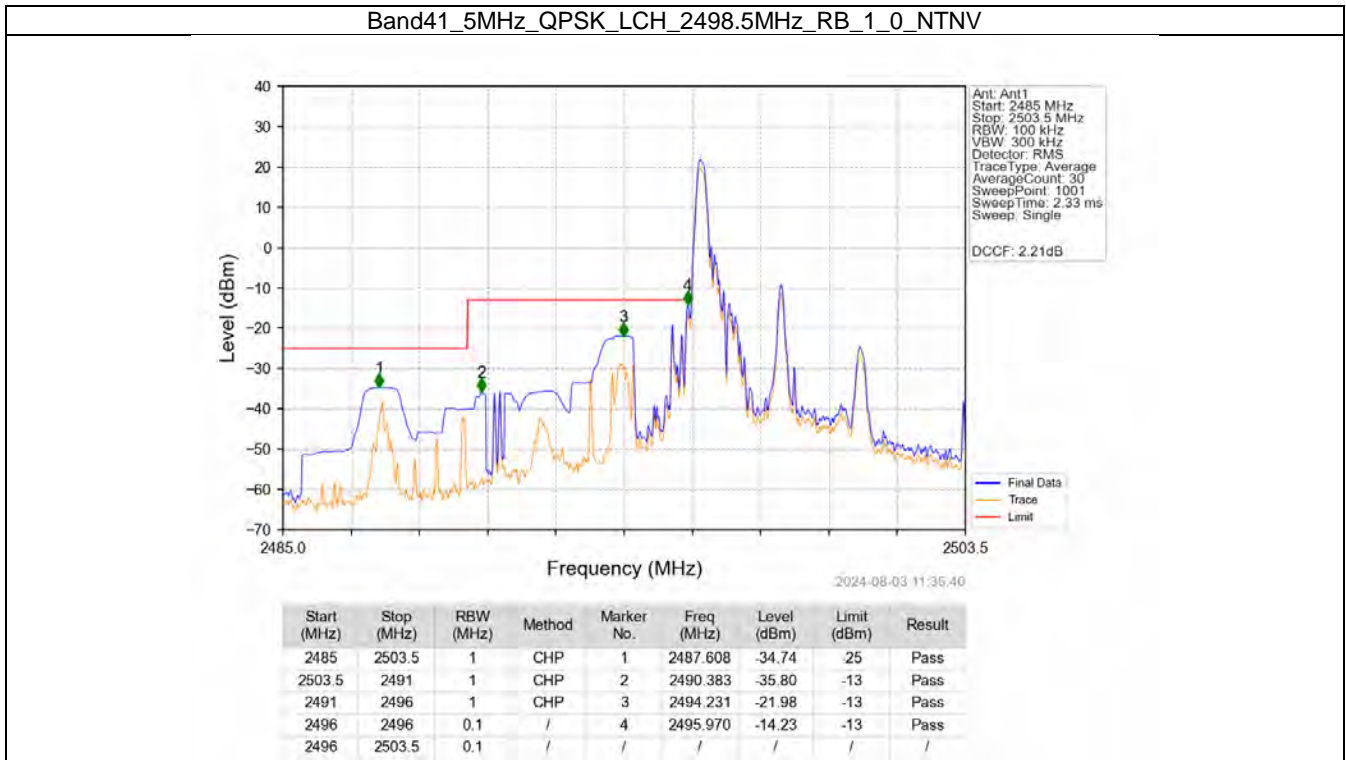
		75	0	Refer To Test Graph	Pass
	2593	1	0	Refer To Test Graph	Pass
	2682.5	1	0	Refer To Test Graph	Pass
			74	Refer To Test Graph	Pass
		75	0	Refer To Test Graph	Pass

6.1.4 B41_20MHz

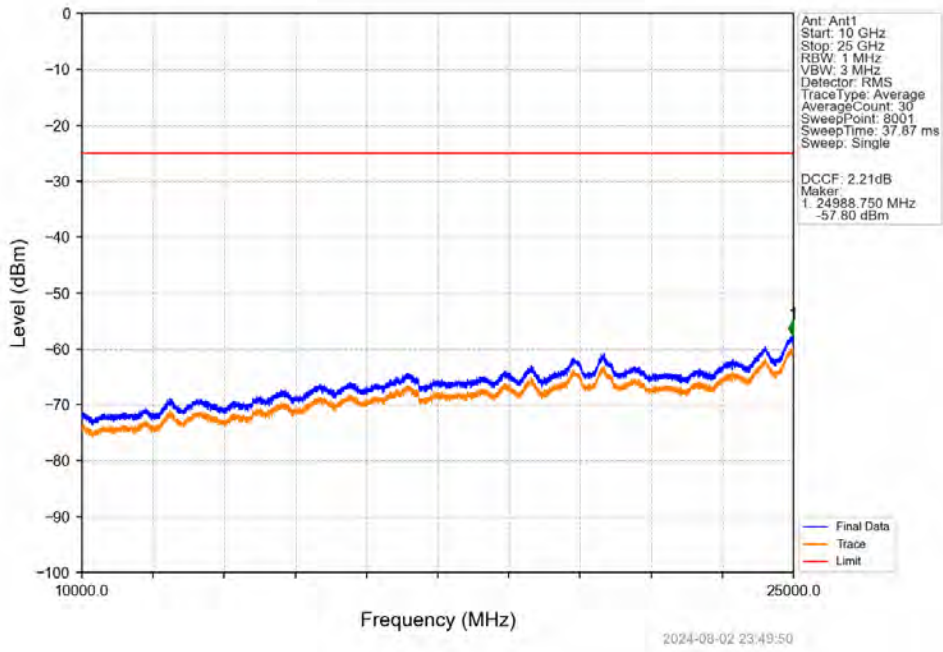
Band: 41 / Bandwidth: 20MHz / NTV						
Modulation	Frequency (MHz)	RB Allocation		Spurious Emission		Verdict
		Size	Offset	Result	Limit	
QPSK	2506	1	0	Refer To Test Graph		Pass
		100	0	Refer To Test Graph		Pass
	2593	1	0	Refer To Test Graph		Pass
	2680	1	0	Refer To Test Graph		Pass
			99	Refer To Test Graph		Pass
		100	0	Refer To Test Graph		Pass
16QAM	2506	1	0	Refer To Test Graph		Pass
		100	0	Refer To Test Graph		Pass
	2593	1	0	Refer To Test Graph		Pass
	2680	1	0	Refer To Test Graph		Pass
			99	Refer To Test Graph		Pass
		100	0	Refer To Test Graph		Pass

6.2 Test Graph

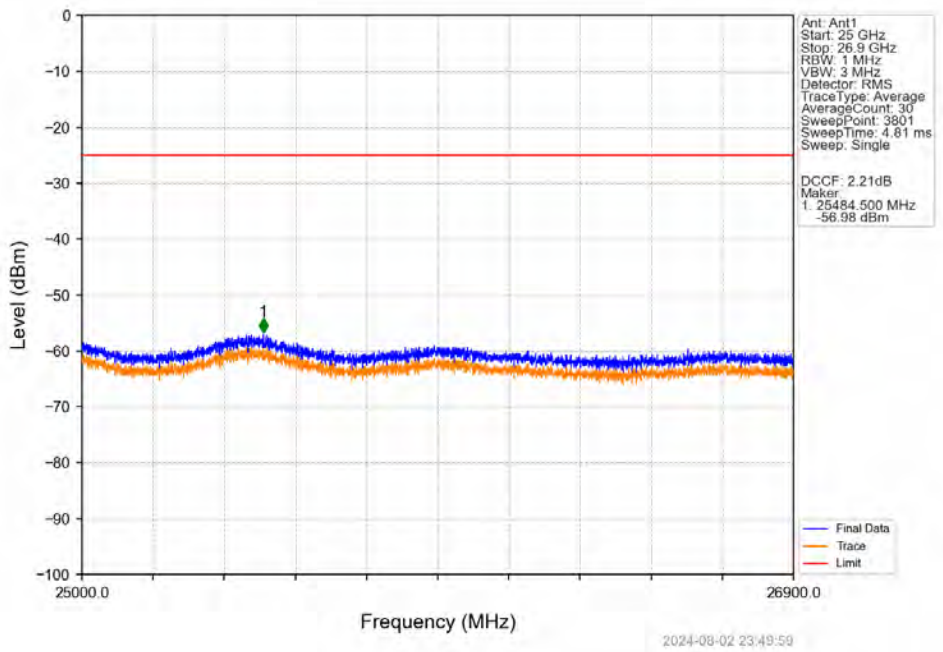
6.2.1 B41_5MHz



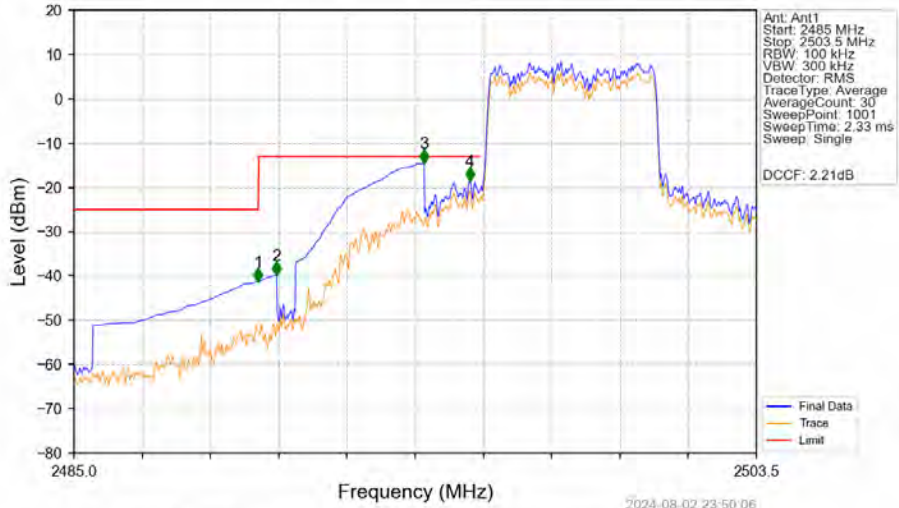
Band41_5MHz_QPSK_LCH_2498.5MHz_RB_1_0_NTNV



Band41_5MHz_QPSK_LCH_2498.5MHz_RB_1_0_NTNV

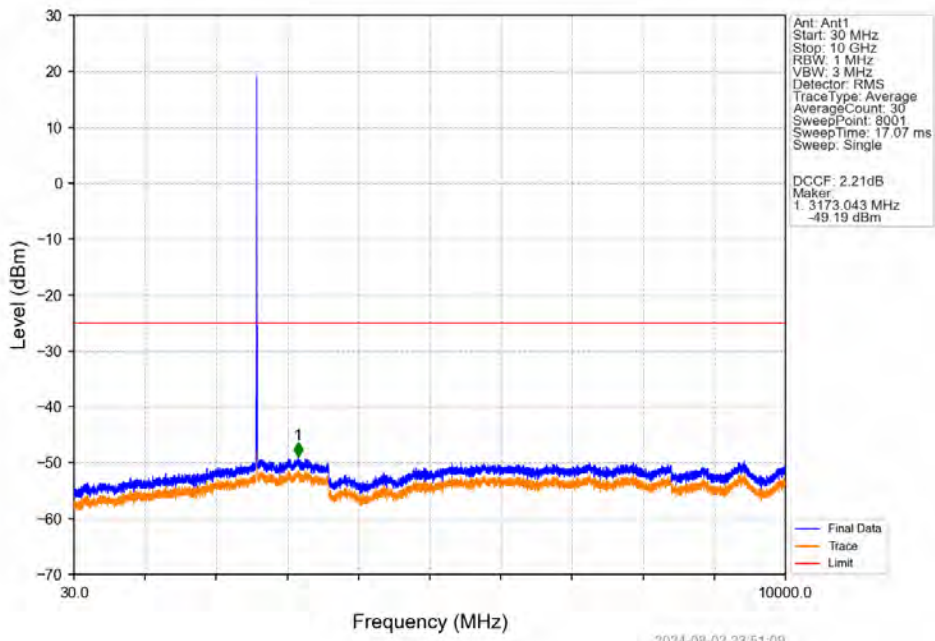


Band41_5MHz_QPSK_LCH_2498.5MHz_RB_25_0_NTNV



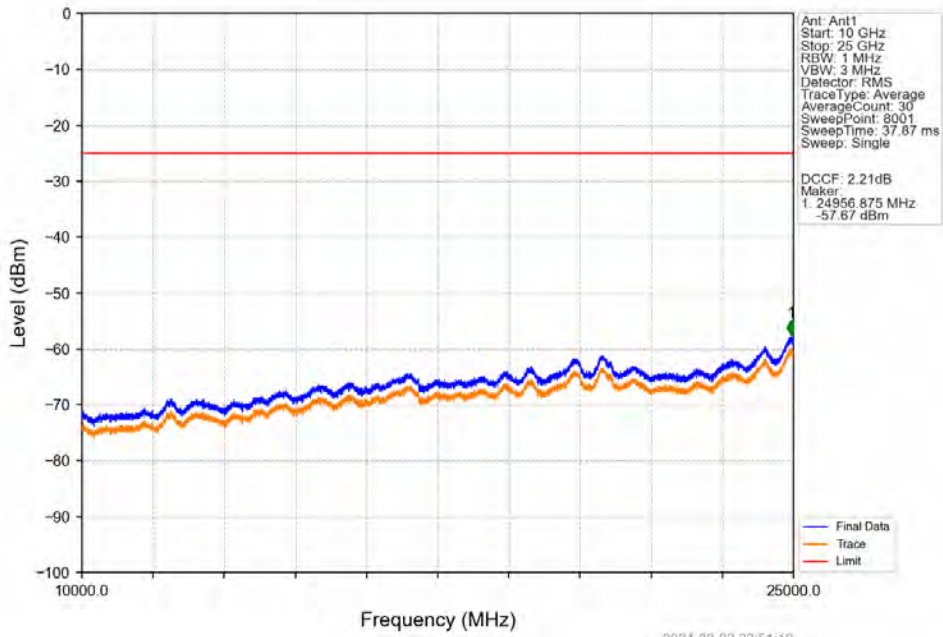
Start (MHz)	Stop (MHz)	RBW (MHz)	Method	Marker No.	Freq (MHz)	Level (dBm)	Limit (dBm)	Result
2485	2503.5	1	CHP	1	2489.995	-41.30	-25	Pass
2503.5	2491	1	CHP	2	2490.494	-39.83	-13	Pass
2491	2496	1	CHP	3	2494.490	-14.55	-13	Pass
2496	2496	0.1	/	4	2495.730	-18.53	-13	Pass
2496	2503.5	0.112	/	/	/	/	/	/

Band41_5MHz_QPSK_MCH_2593MHz_RB_1_0_NTNV

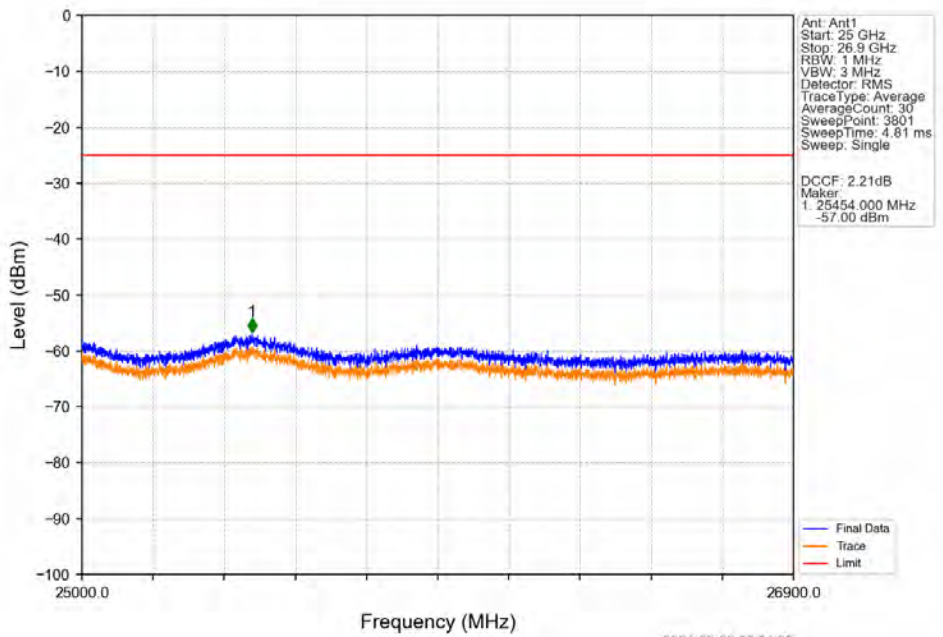


2024-08-02 23:51:09

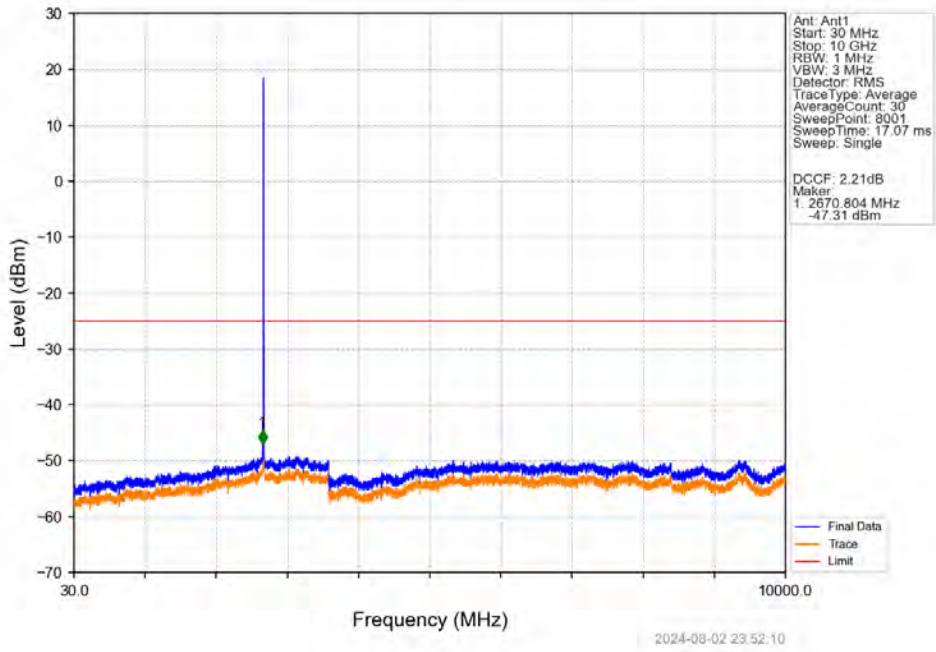
Band41_5MHz_QPSK_MCH_2593MHz_RB_1_0_NTNV



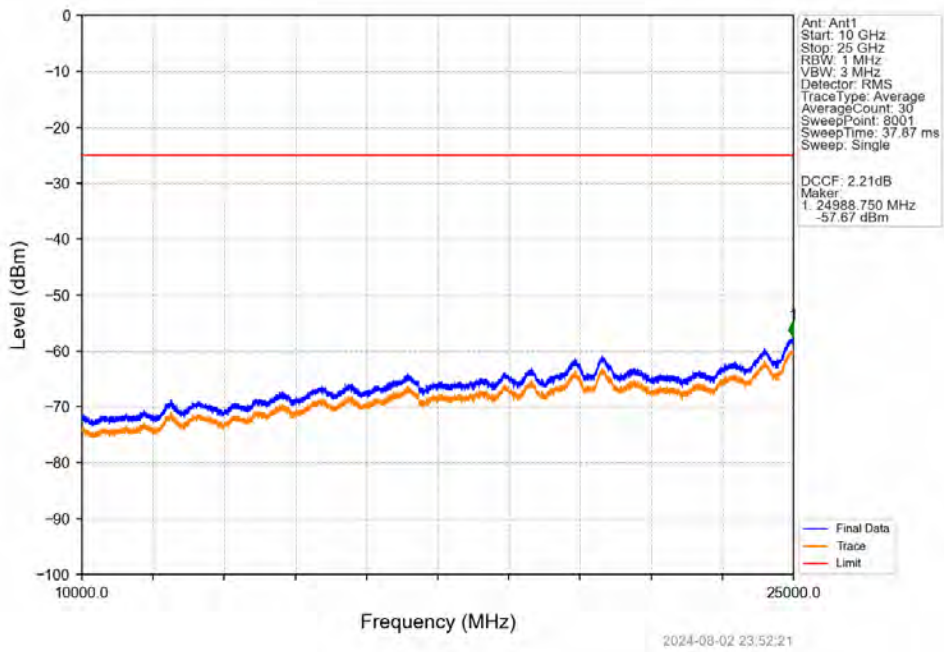
Band41_5MHz_QPSK_MCH_2593MHz_RB_1_0_NTNV



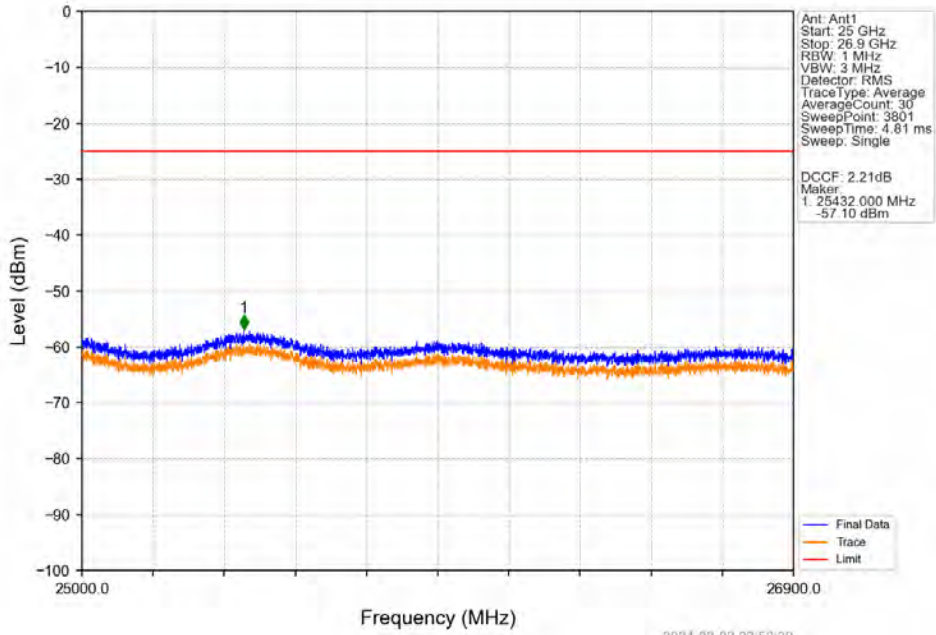
Band41_5MHz_QPSK_HCH_2687.5MHz_RB_1_0_NTNV



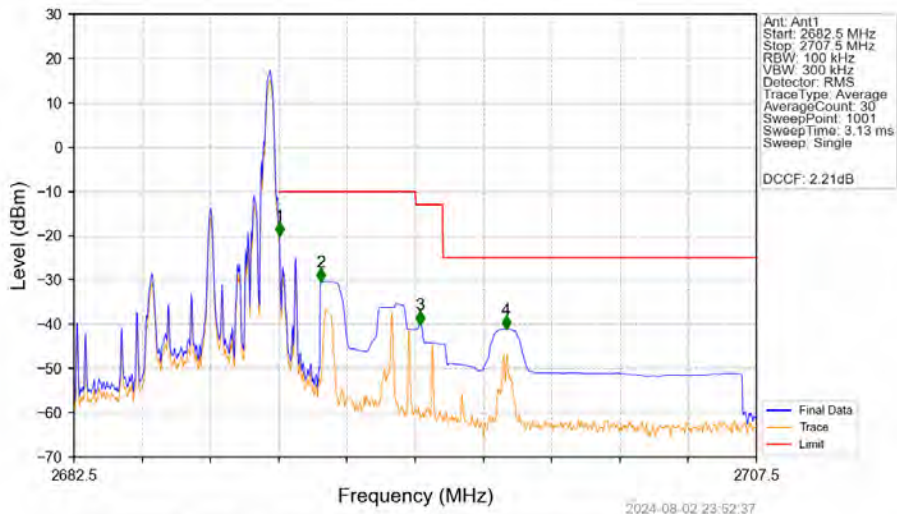
Band41_5MHz_QPSK_HCH_2687.5MHz_RB_1_0_NTNV



Band41_5MHz_QPSK_HCH_2687.5MHz_RB_1_0_NTNV

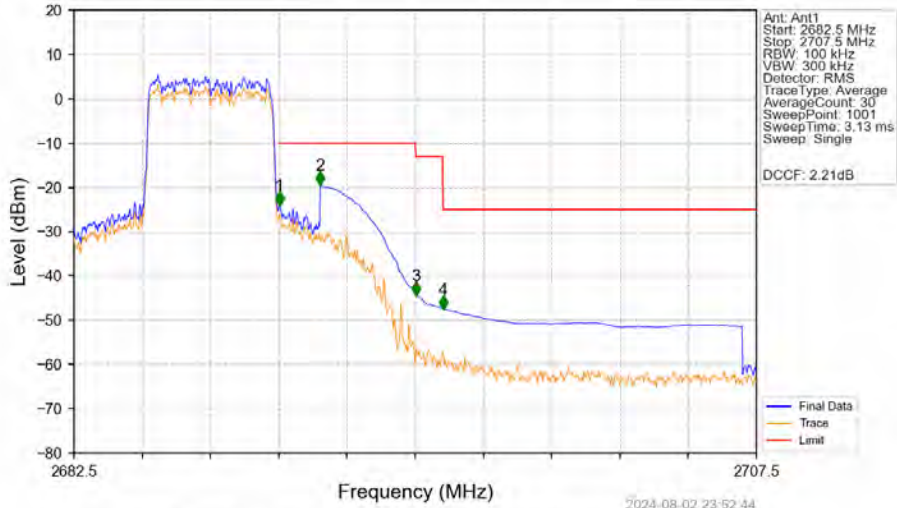


Band41_5MHz_QPSK_HCH_2687.5MHz_RB_1_24_NTNV



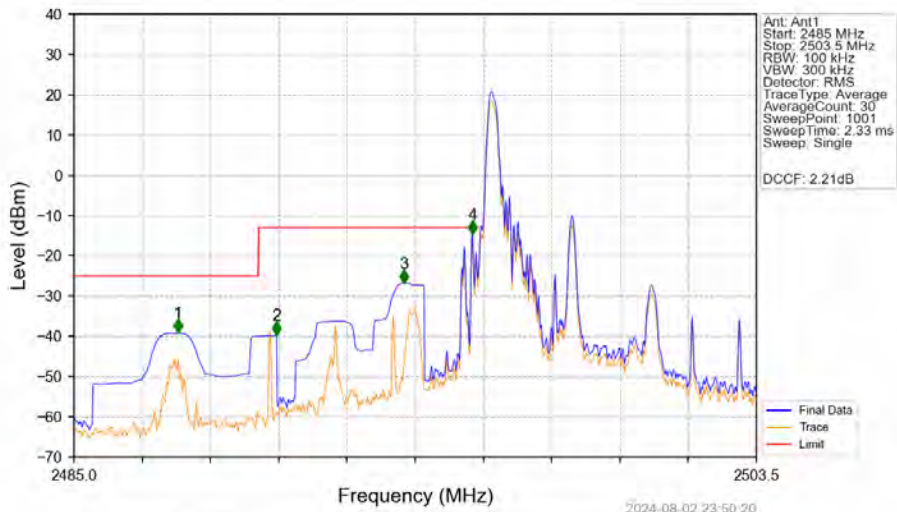
Start (MHz)	Stop (MHz)	RBW (MHz)	Method	Marker No.	Freq (MHz)	Level (dBm)	Limit (dBm)	Result
2682.5	2690	0.1	/	/	/	/	/	/
2690	2691	0.1	/	1	2690.025	-19.96	-10	Pass
2691	2695	1	CHP	2	2691.550	-30.44	-10	Pass
2695	2696	1	CHP	3	2695.175	-40.09	-13	Pass
2696	2707.5	1	CHP	4	2698.325	-41.17	-25	Pass

Band41_5MHz_QPSK_HCH_2687.5MHz_RB_25_0_NTNV



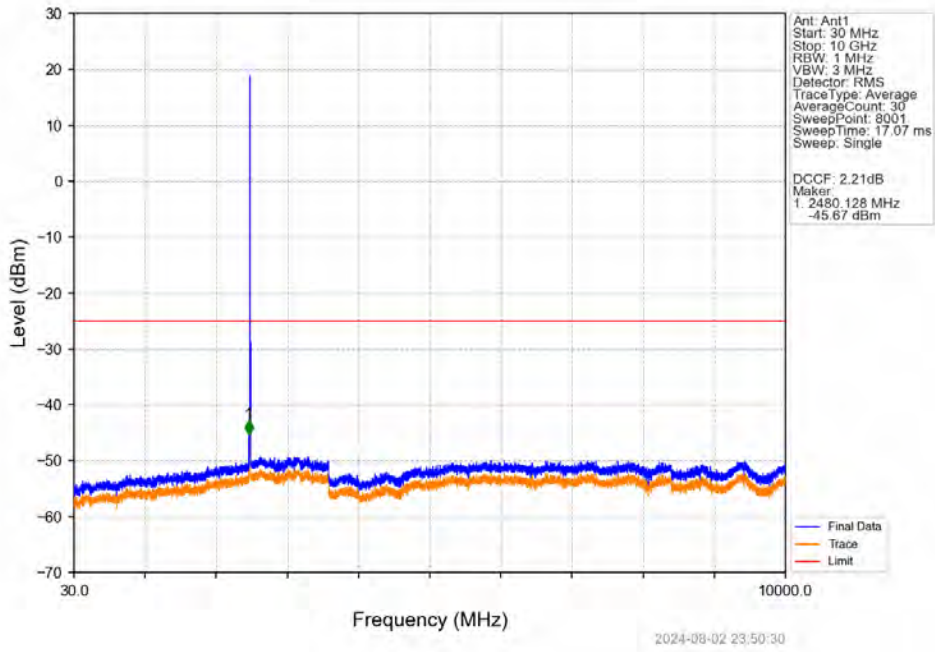
Start (MHz)	Stop (MHz)	RBW (MHz)	Method	Marker No.	Freq (MHz)	Level (dBm)	Limit (dBm)	Result
2682.5	2690	0.1	/	/	/	/	/	/
2690	2691	0.1	/	1	2690.025	-23.98	-10	Pass
2691	2695	1	CHP	2	2691.525	-19.43	-10	Pass
2695	2696	1	CHP	3	2695.025	-44.39	-13	Pass
2696	2707.5	1	CHP	4	2696.025	-47.44	-25	Pass

Band41_5MHz_16QAM_LCH_2498.5MHz_RB_1_0_NTNV

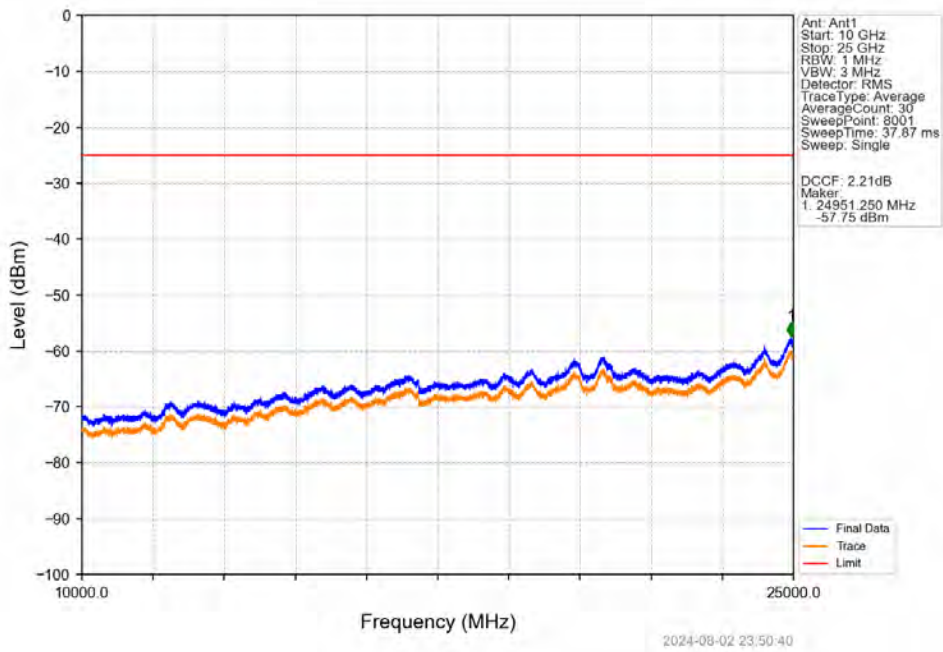


Start (MHz)	Stop (MHz)	RBW (MHz)	Method	Marker No.	Freq (MHz)	Level (dBm)	Limit (dBm)	Result
2485	2503.5	1	CHP	1	2487.812	-39.18	-25	Pass
2503.5	2491	1	CHP	2	2490.494	-39.74	-13	Pass
2491	2496	1	CHP	3	2493.954	-26.90	-13	Pass
2496	2496	0.1	/	4	2495.804	-14.70	-13	Pass
2496	2503.5	0.1	/	/	/	/	/	/

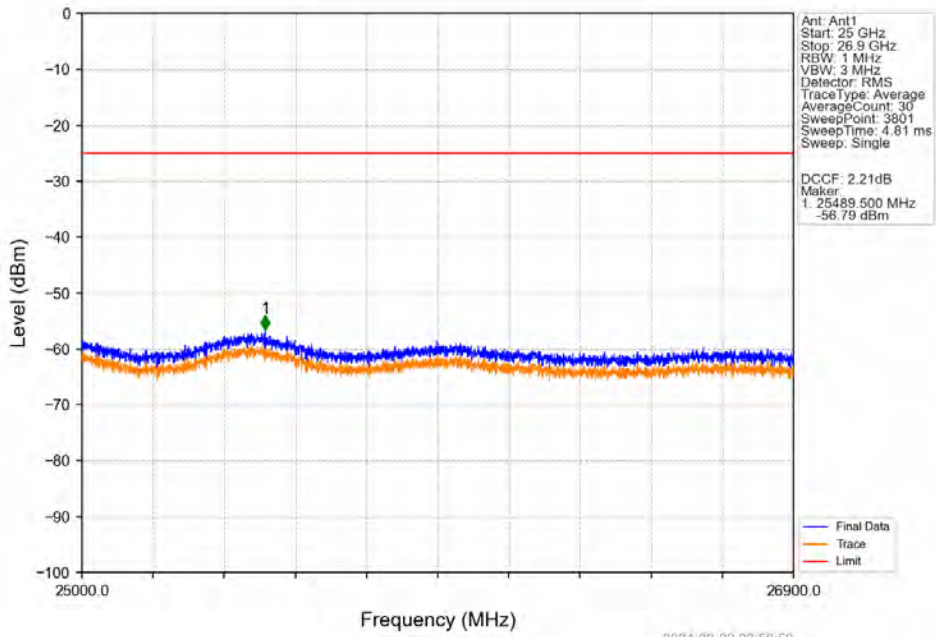
Band41_5MHz_16QAM_LCH_2498.5MHz_RB_1_0_NTNV



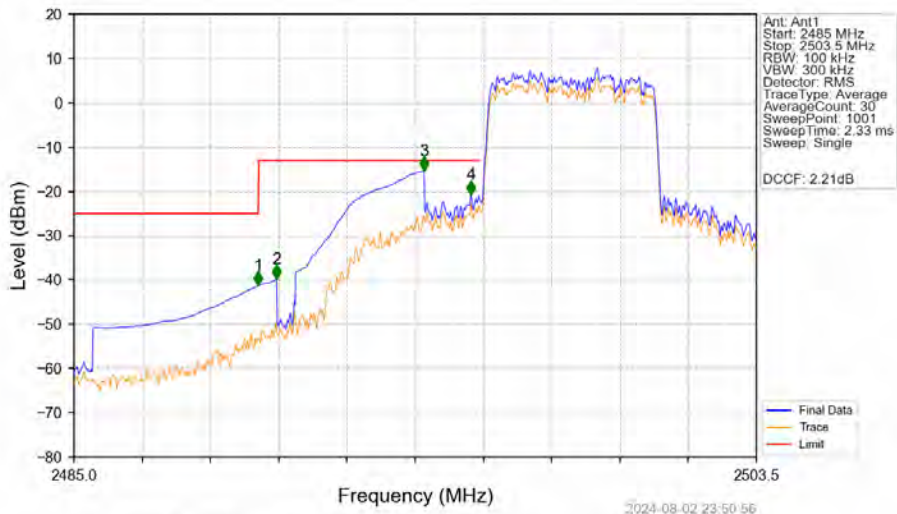
Band41_5MHz_16QAM_LCH_2498.5MHz_RB_1_0_NTNV



Band41_5MHz_16QAM_LCH_2498.5MHz_RB_1_0_NTNV

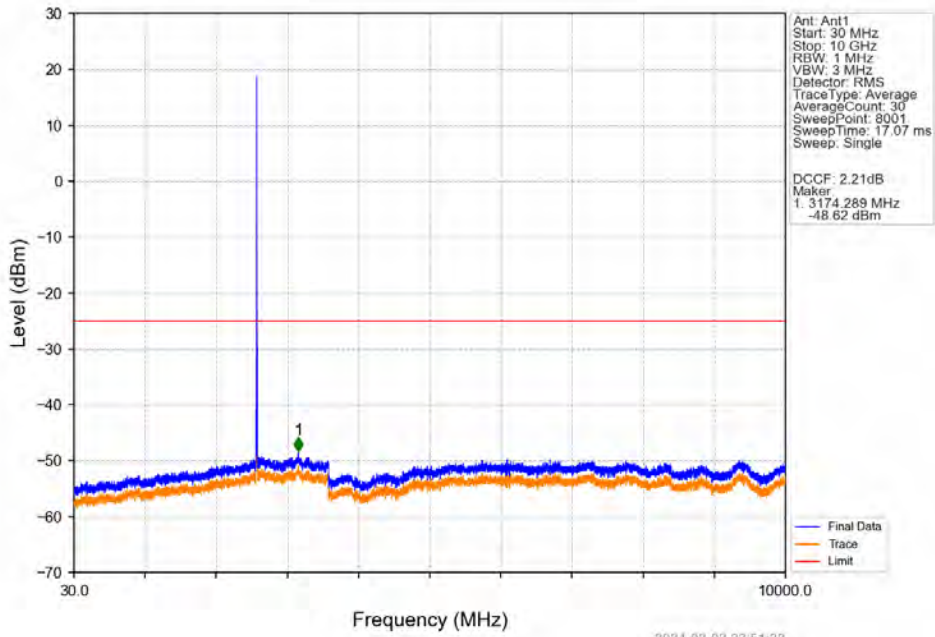


Band41_5MHz_16QAM_LCH_2498.5MHz_RB_25_0_NTNV

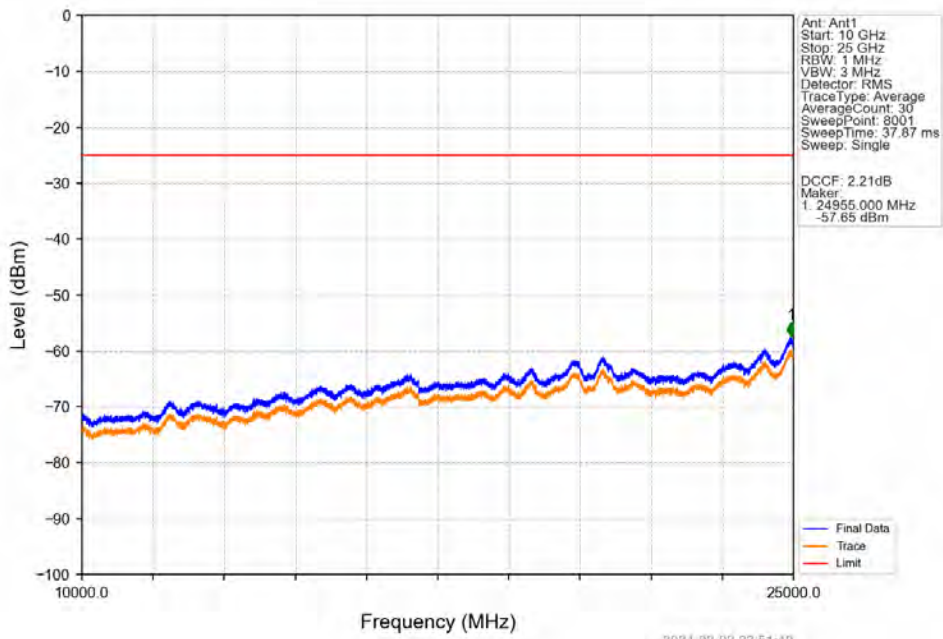


Start (MHz)	Stop (MHz)	RBW (MHz)	Method	Marker No.	Freq (MHz)	Level (dBm)	Limit (dBm)	Result
2485	2503.5	1	CHP	1	2489.995	-41.23	25	Pass
2503.5	2491	1	CHP	2	2490.494	-39.75	-13	Pass
2491	2496	1	CHP	3	2494.490	-15.27	-13	Pass
2496	2496	0.1	/	4	2495.767	-20.66	-13	Pass
2496	2503.5	0.114	/	/	/	/	/	/

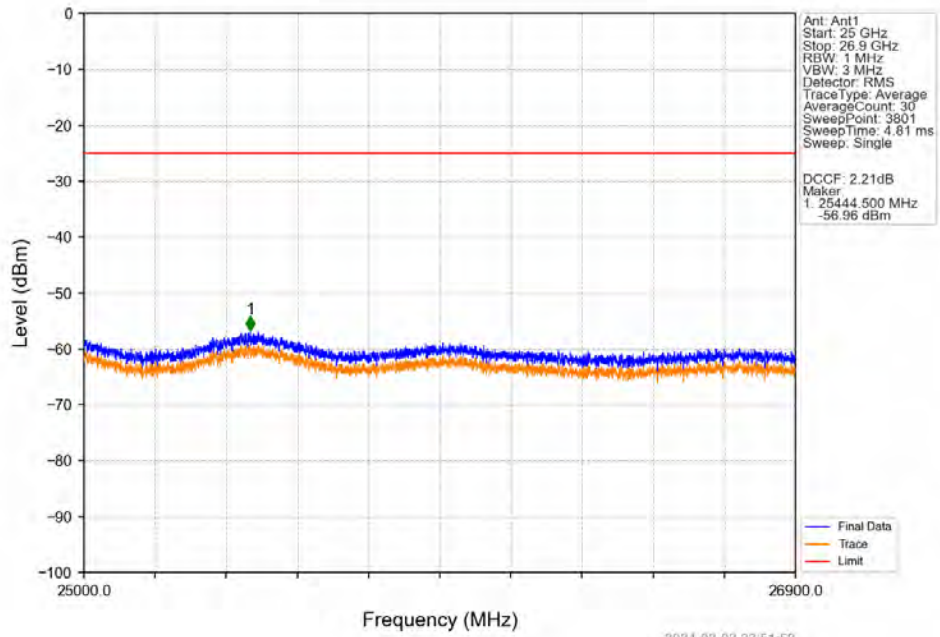
Band41_5MHz_16QAM_MCH_2593MHz_RB_1_0_NTNV



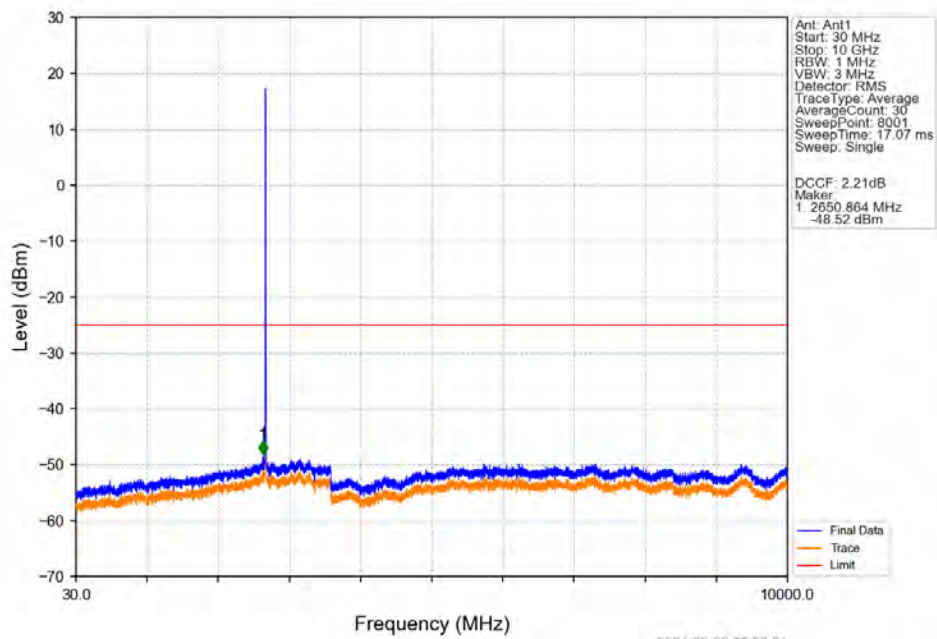
Band41_5MHz_16QAM_MCH_2593MHz_RB_1_0_NTNV



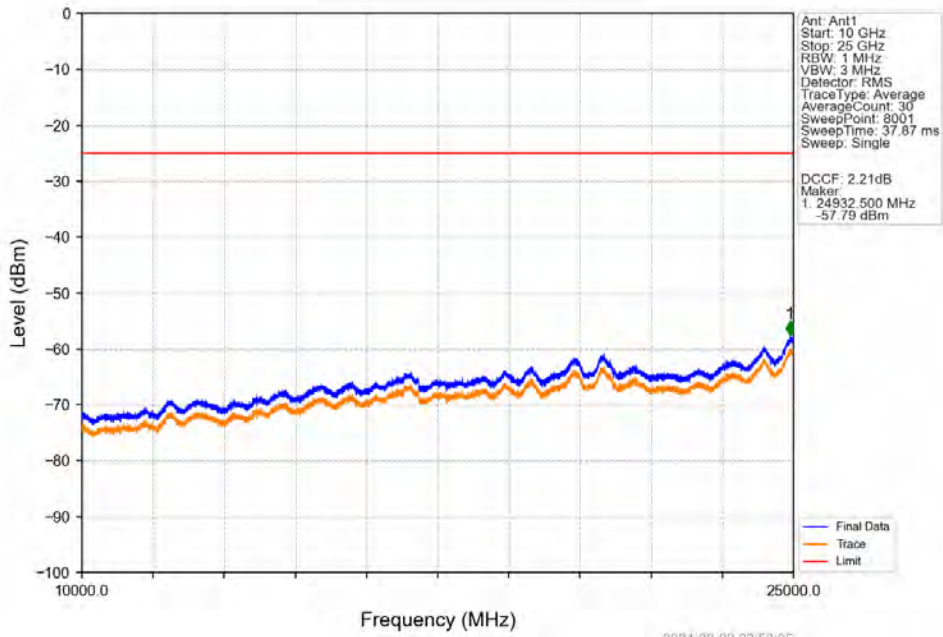
Band41_5MHz_16QAM_MCH_2593MHz_RB_1_0_NTNV



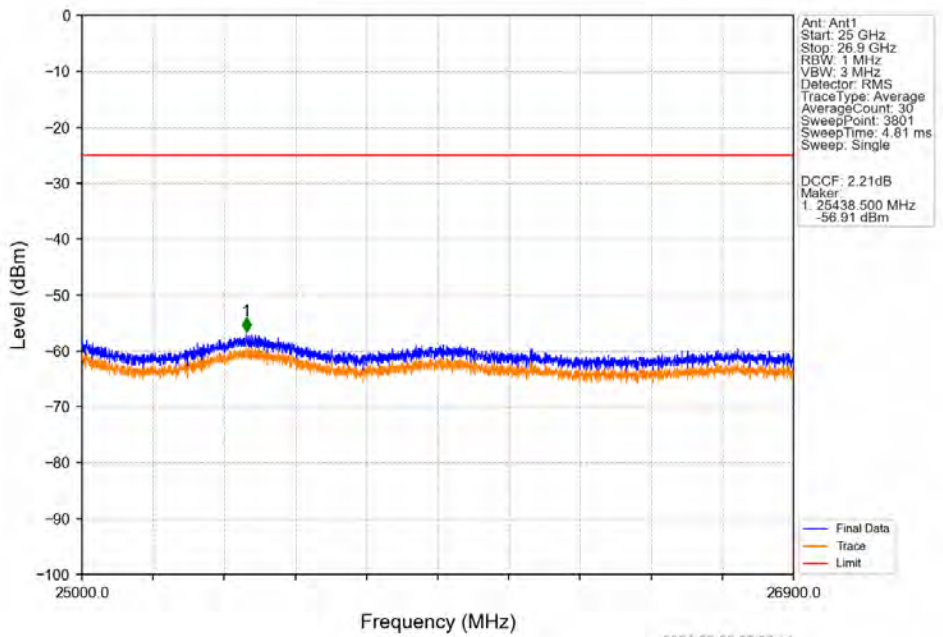
Band41_5MHz_16QAM_HCH_2687.5MHz_RB_1_0_NTNV



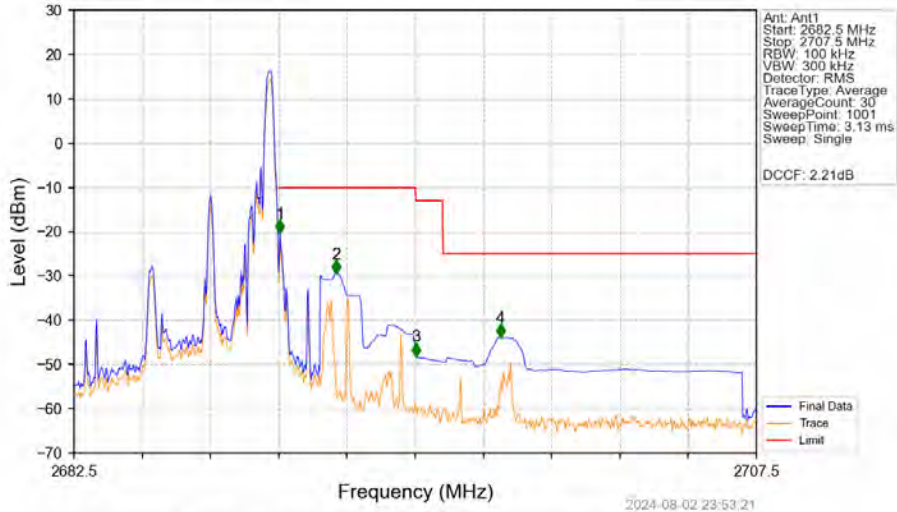
Band41_5MHz_16QAM_HCH_2687.5MHz_RB_1_0_NTNV



Band41_5MHz_16QAM_HCH_2687.5MHz_RB_1_0_NTNV

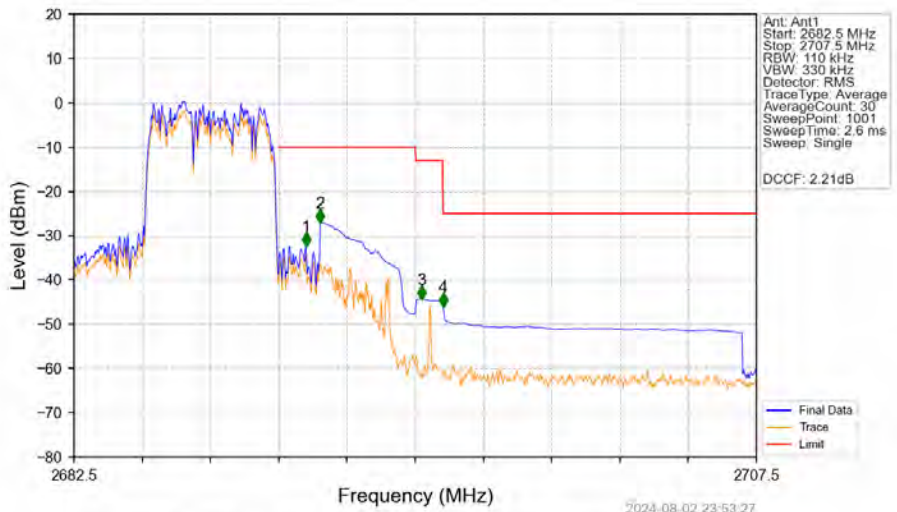


Band41_5MHz_16QAM_HCH_2687.5MHz_RB_1_24_NTNV



Start (MHz)	Stop (MHz)	RBW (MHz)	Method	Marker No.	Freq (MHz)	Level (dBm)	Limit (dBm)	Result
2682.5	2690	0.1	/	/	/	/	/	/
2690	2691	0.1	/	1	2690.050	-20.46	-10	Pass
2691	2695	1	CHP	2	2692.100	-29.45	-10	Pass
2695	2696	1	CHP	3	2695.025	-48.18	-13	Pass
2696	2707.5	1	CHP	4	2698.125	-43.91	-25	Pass

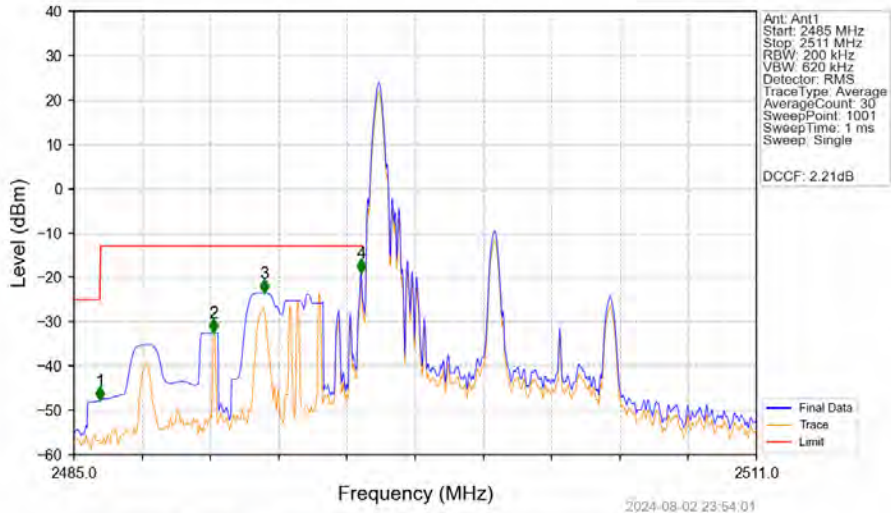
Band41_5MHz_16QAM_HCH_2687.5MHz_RB_25_0_NTNV



Start (MHz)	Stop (MHz)	RBW (MHz)	Method	Marker No.	Freq (MHz)	Level (dBm)	Limit (dBm)	Result
2682.5	2690	0.11	/	/	/	/	/	/
2690	2691	0.11	/	1	2691.000	-32.41	-10	Pass
2691	2695	1	CHP	2	2691.525	-27.06	-10	Pass
2695	2696	1	CHP	3	2695.250	-44.38	-13	Pass
2696	2707.5	1	CHP	4	2696.025	-45.99	-25	Pass

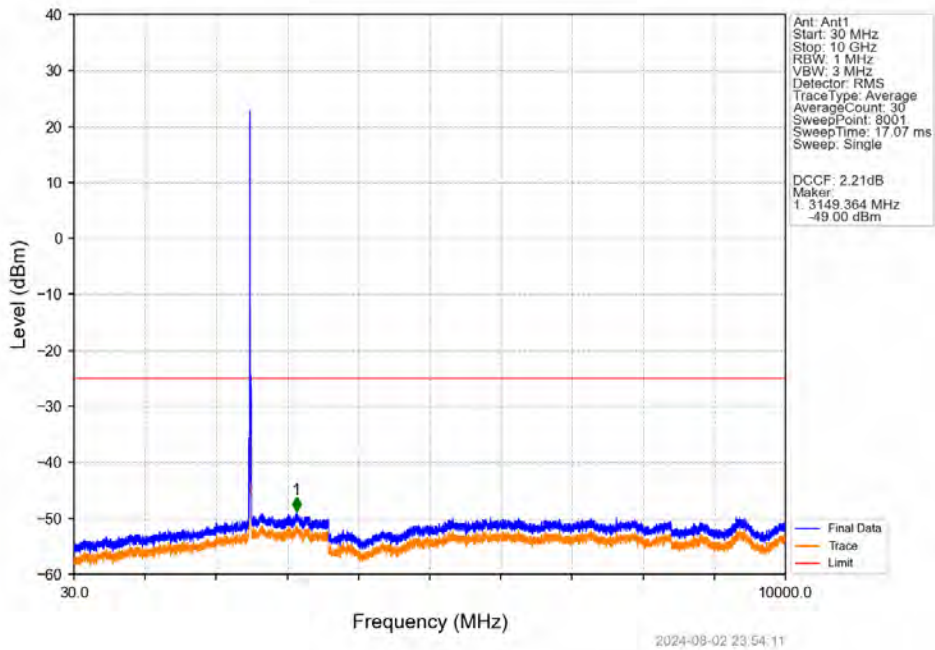
6.2.2 B41_10MHz

Band41_10MHz_QPSK_LCH_2501MHz_RB_1_0_NTNV

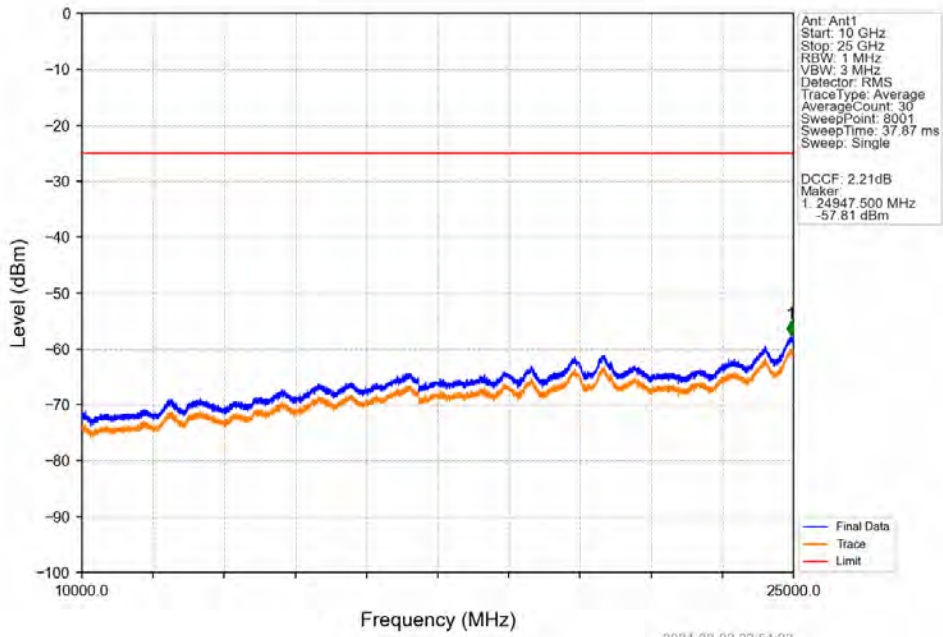


Start (MHz)	Stop (MHz)	RBW (MHz)	Method	Marker No.	Freq (MHz)	Level (dBm)	Limit (dBm)	Result
2485	2511	1	CHP	1	2485.988	-47.78	-25	Pass
2511	2491	1	CHP	2	2490.330	-32.48	-13	Pass
2491	2496	1	CHP	3	2492.254	-23.49	-13	Pass
2496	2496	0.2	/	4	2495.946	-18.96	-13	Pass
2496	2511	0.2	/	/	/	/	/	/

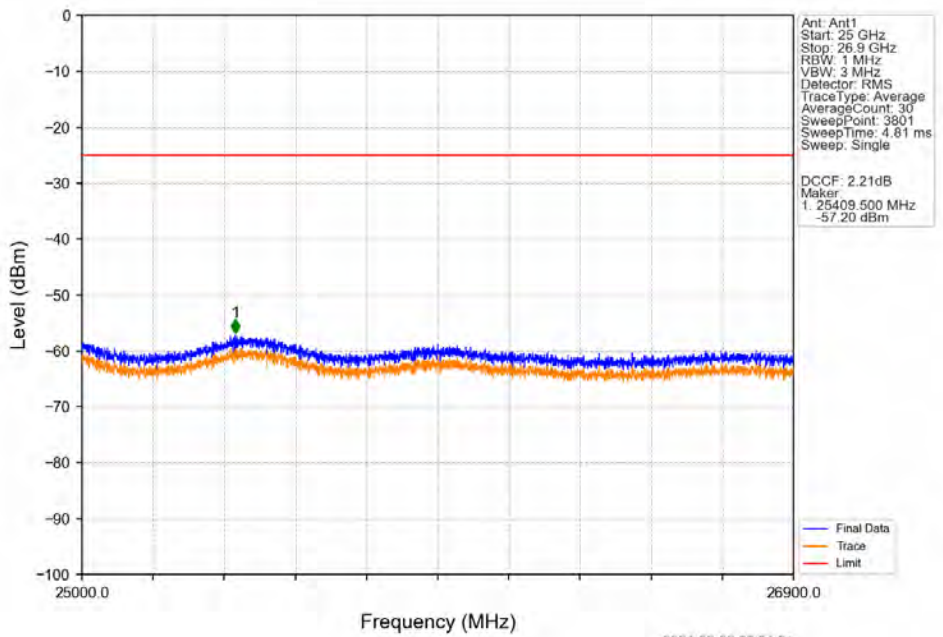
Band41_10MHz_QPSK_LCH_2501MHz_RB_1_0_NTNV



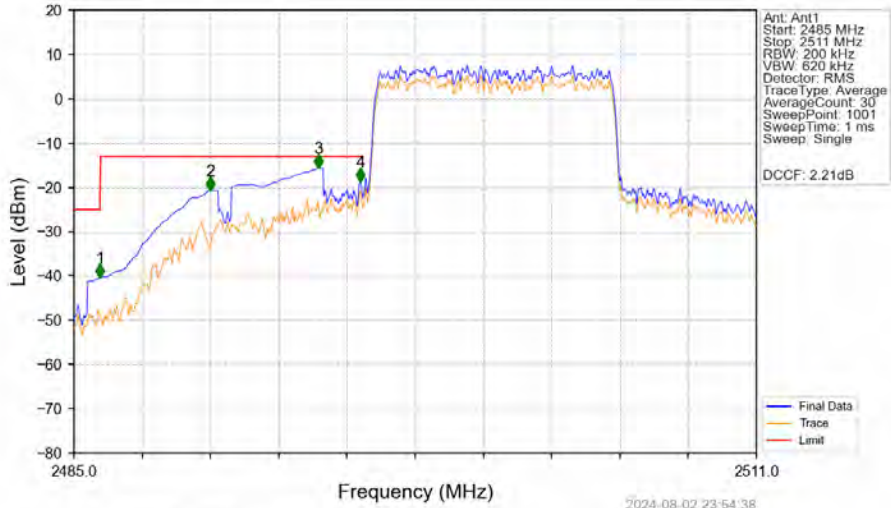
Band41_10MHz_QPSK_LCH_2501MHz_RB_1_0_NTNV



Band41_10MHz_QPSK_LCH_2501MHz_RB_1_0_NTNV



Band41_10MHz_QPSK_LCH_2501MHz_RB_50_0_NTNV

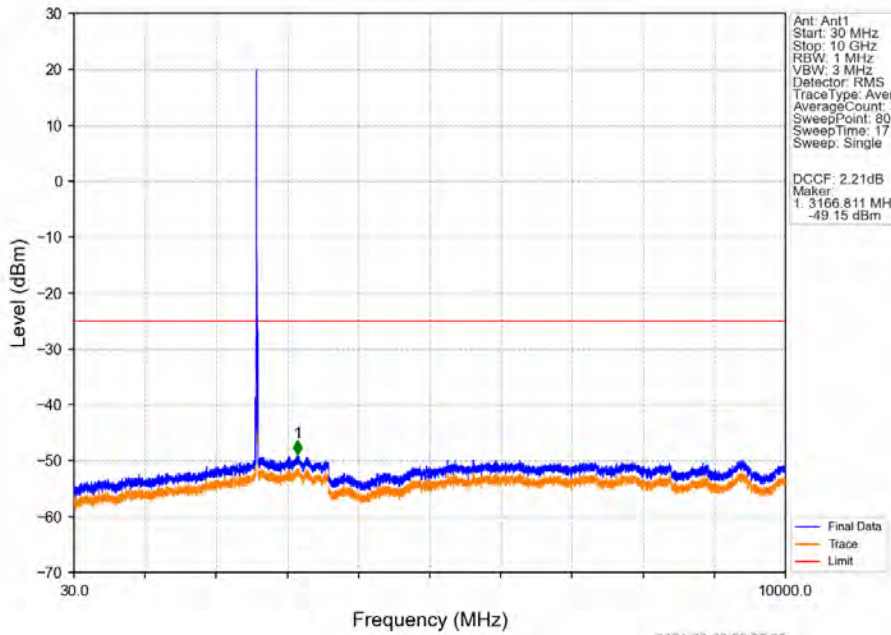


Ant: Ant1
 Start: 2485 MHz
 Stop: 2511 MHz
 RBW: 200 kHz
 VBW: 620 kHz
 Detector: RMS
 Trace Type: Average
 AverageCount: 30
 SweepPoint: 1001
 SweepTime: 1 ms
 Sweep: Single
 DCCF: 2.21dB

Start (MHz)	Stop (MHz)	RBW (MHz)	Method	Marker No.	Freq (MHz)	Level (dBm)	Limit (dBm)	Result
2485	2511	1	CHP	1	2485.988	-40.47	25	Pass
2511	2491	1	CHP	2	2490.200	-20.70	-13	Pass
2491	2496	1	CHP	3	2494.308	-15.69	-13	Pass
2496	2496	0.2	/	4	2495.920	-18.72	-13	Pass
2496	2511	0.226	/	/	/	/	/	/

2024-08-02 23:54:36

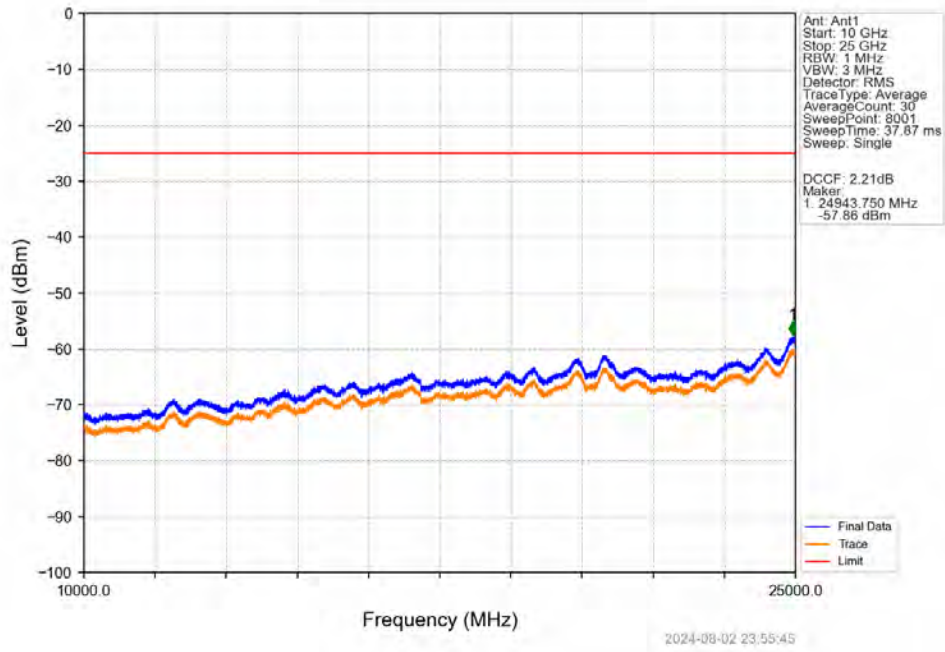
Band41_10MHz_QPSK_MCH_2593MHz_RB_1_0_NTNV



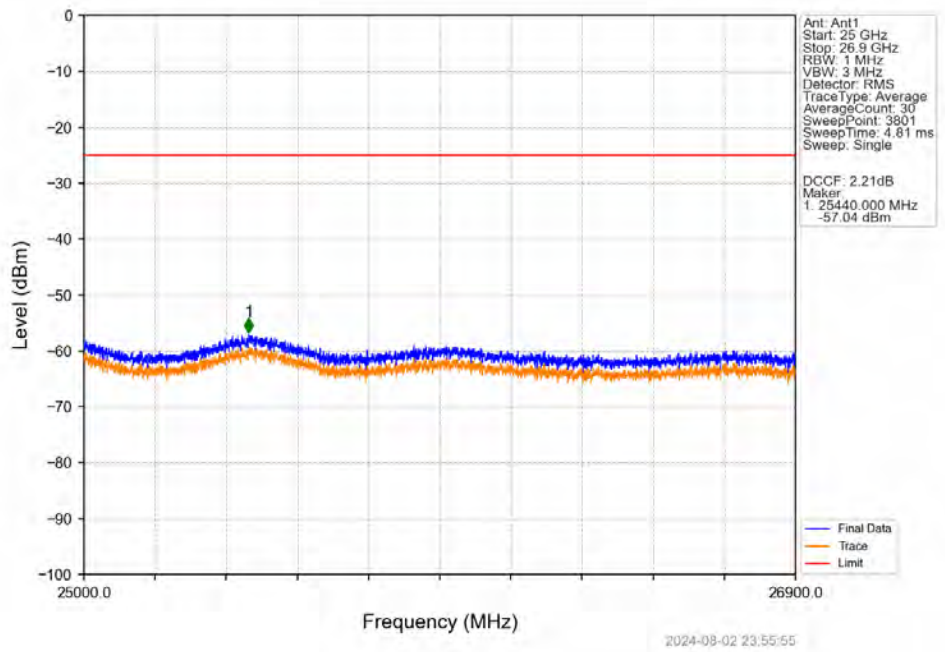
Ant: Ant1
 Start: 30 MHz
 Stop: 10 GHz
 RBW: 1 MHz
 VBW: 3 MHz
 Detector: RMS
 Trace Type: Average
 AverageCount: 30
 SweepPoint: 8001
 SweepTime: 17.07 ms
 Sweep: Single
 DCCF: 2.21dB
 Marker
 1: 3166.811 MHz
 -49.15 dBm

2024-08-02 23:55:35

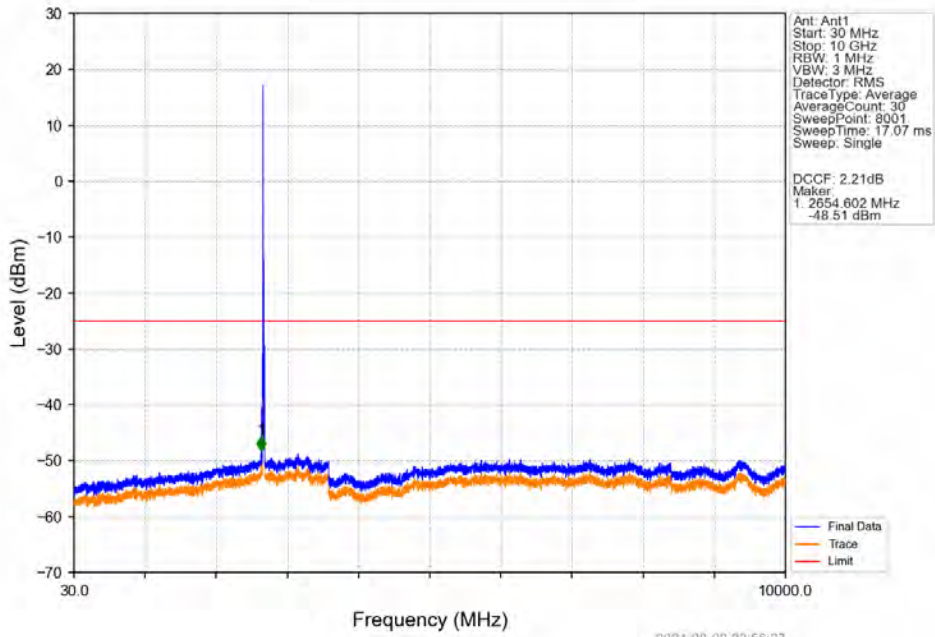
Band41_10MHz_QPSK_MCH_2593MHz_RB_1_0_NTNV



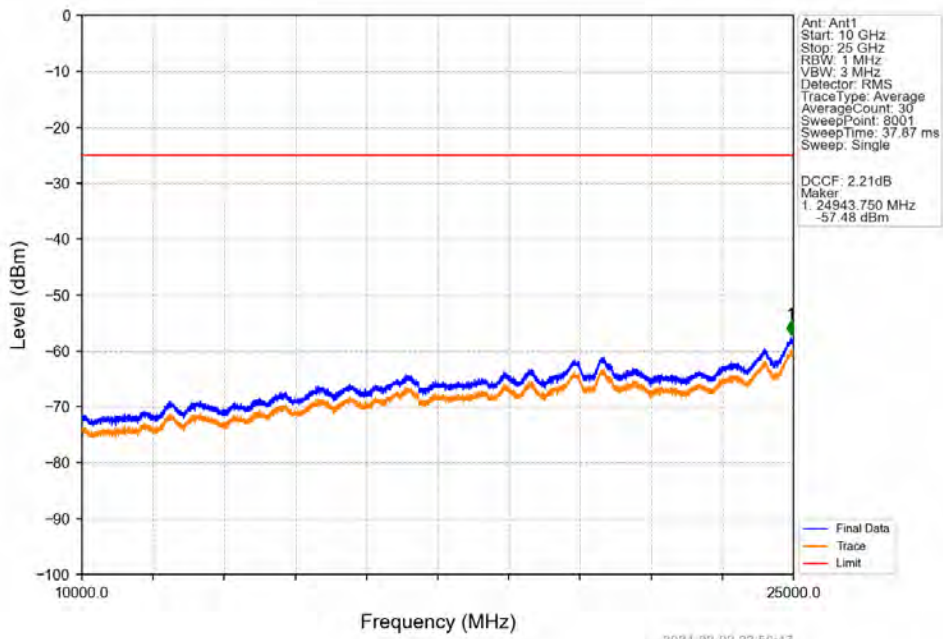
Band41_10MHz_QPSK_MCH_2593MHz_RB_1_0_NTNV



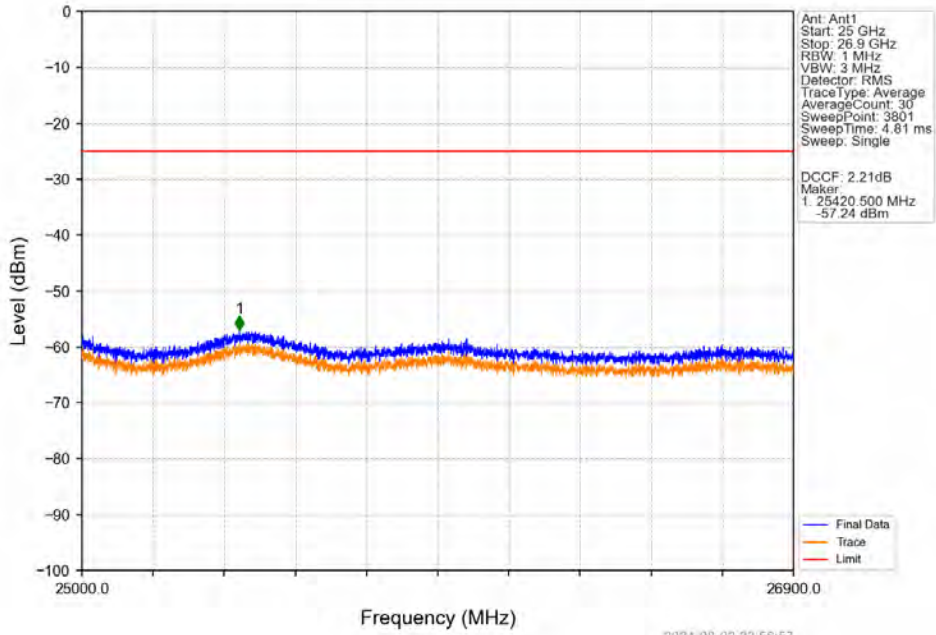
Band41_10MHz_QPSK_HCH_2685MHz_RB_1_0_NTNV



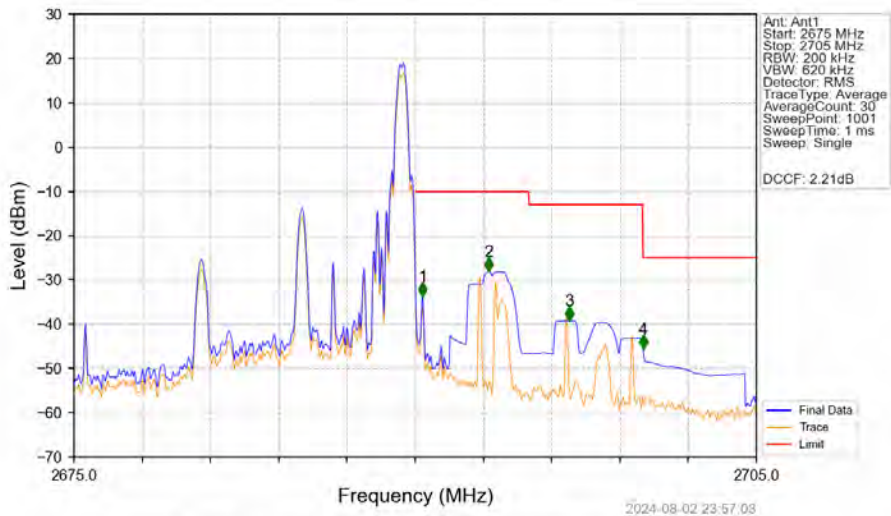
Band41_10MHz_QPSK_HCH_2685MHz_RB_1_0_NTNV



Band41_10MHz_QPSK_HCH_2685MHz_RB_1_0_NTNV

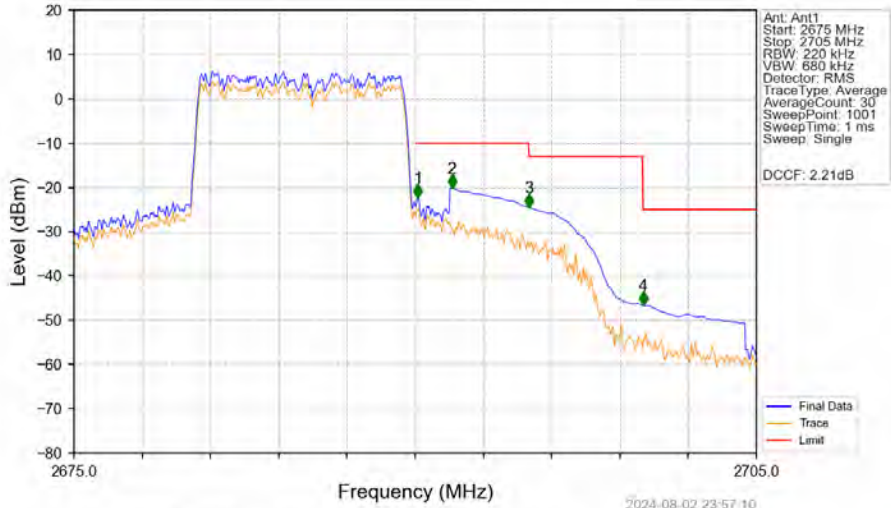


Band41_10MHz_QPSK_HCH_2685MHz_RB_1_49_NTNV



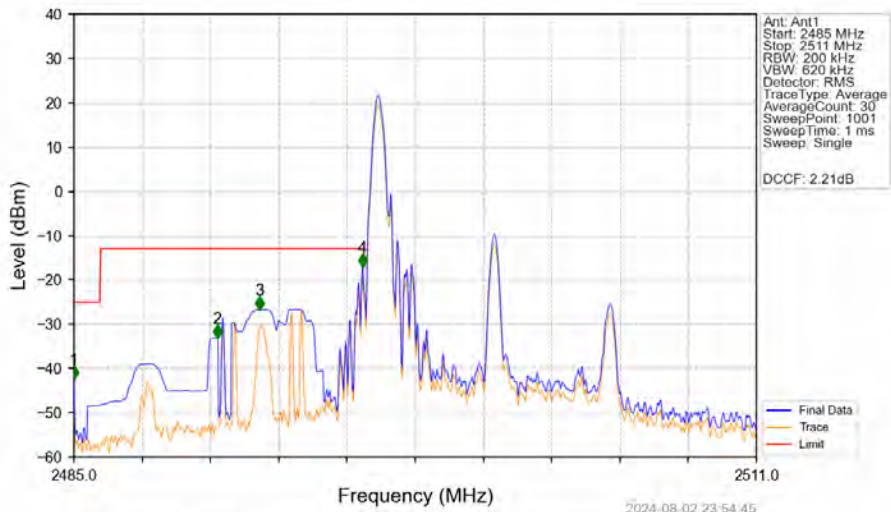
Start (MHz)	Stop (MHz)	RBW (MHz)	Method	Marker No.	Freq (MHz)	Level (dBm)	Limit (dBm)	Result
2675	2690	0.2	/	/	/	/	/	/
2690	2691	0.2	/	1	2690.330	-33.78	-10	Pass
2691	2695	1	CHP	2	2693.240	-27.97	-10	Pass
2695	2700	1	CHP	3	2696.780	-39.15	-13	Pass
2700	2705	1	CHP	4	2700.020	-45.51	-25	Pass

Band41_10MHz_QPSK_HCH_2685MHz_RB_50_0_NTV



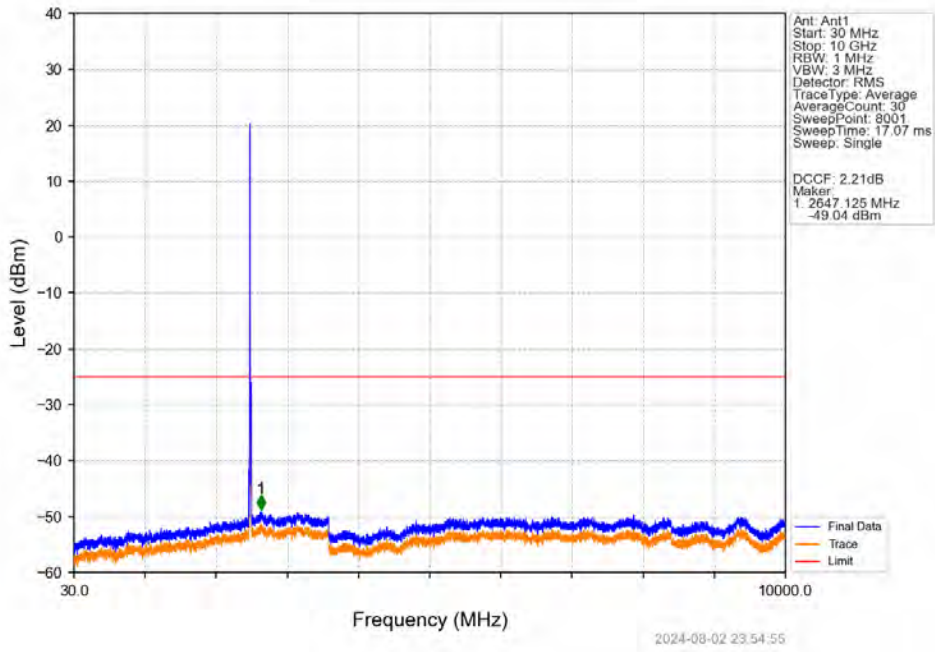
Start (MHz)	Stop (MHz)	RBW (MHz)	Method	Marker No.	Freq (MHz)	Level (dBm)	Limit (dBm)	Result
2675	2690	0.22	/	/	/	/	/	/
2690	2691	0.22	/	1	2690.120	-22.40	-10	Pass
2691	2695	1	CHP	2	2691.620	-20.19	-10	Pass
2695	2700	1	CHP	3	2695.010	-24.56	-13	Pass
2700	2705	1	CHP	4	2700.020	-46.67	-25	Pass

Band41_10MHz_16QAM_LCH_2501MHz_RB_1_0_NTV

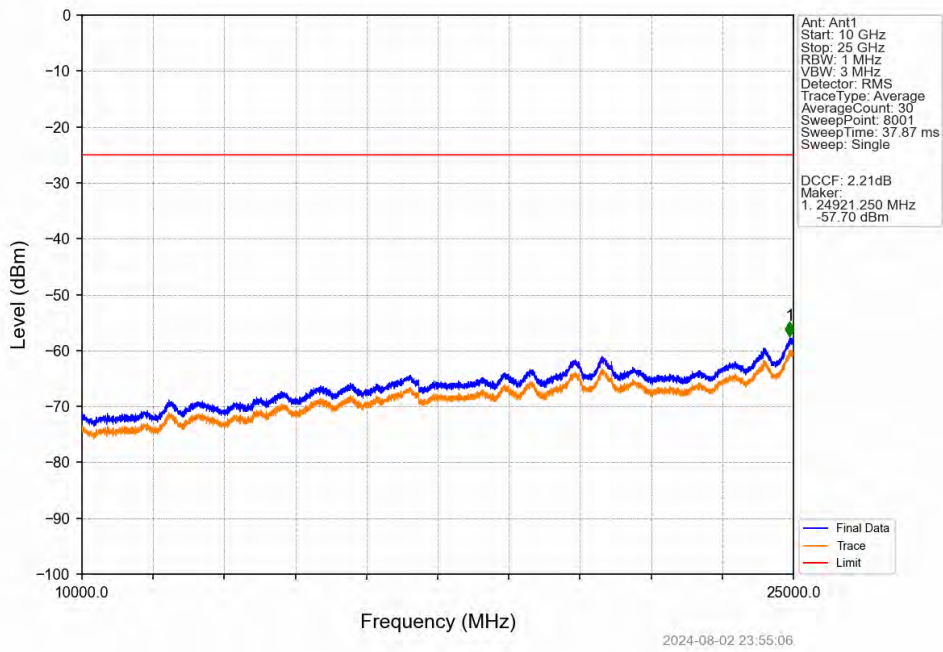


Start (MHz)	Stop (MHz)	RBW (MHz)	Method	Marker No.	Freq (MHz)	Level (dBm)	Limit (dBm)	Result
2485	2511	1	CHP	1	2485.000	-42.54	-25	Pass
2511	2491	1	CHP	2	2490.460	-33.19	-13	Pass
2491	2496	1	CHP	3	2492.072	-26.74	-13	Pass
2496	2496	0.2	/	4	2495.998	-17.10	-13	Pass
2496	2511	0.2	/	/	/	/	/	/

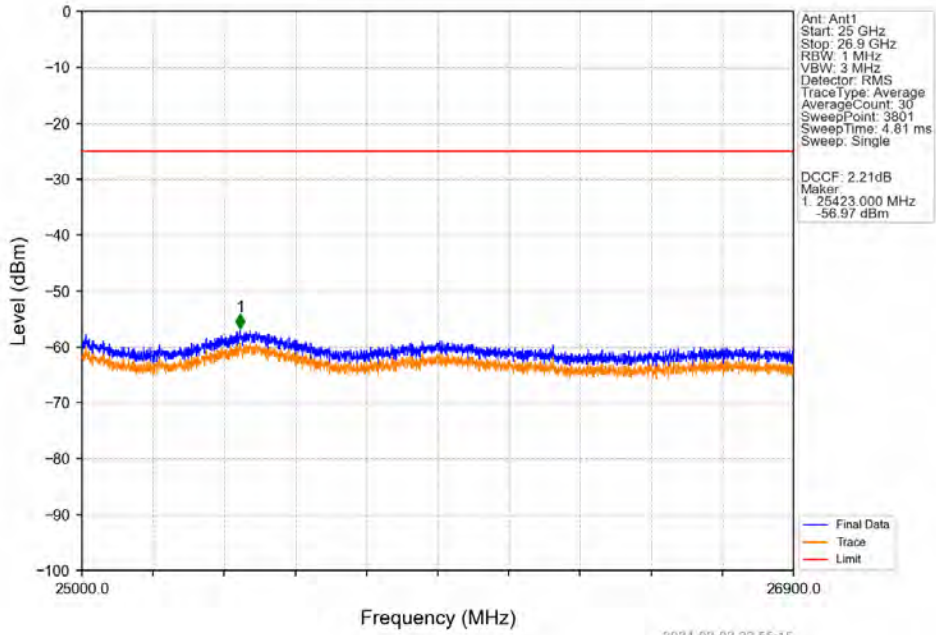
Band41_10MHz_16QAM_LCH_2501MHz_RB_1_0_NTNV



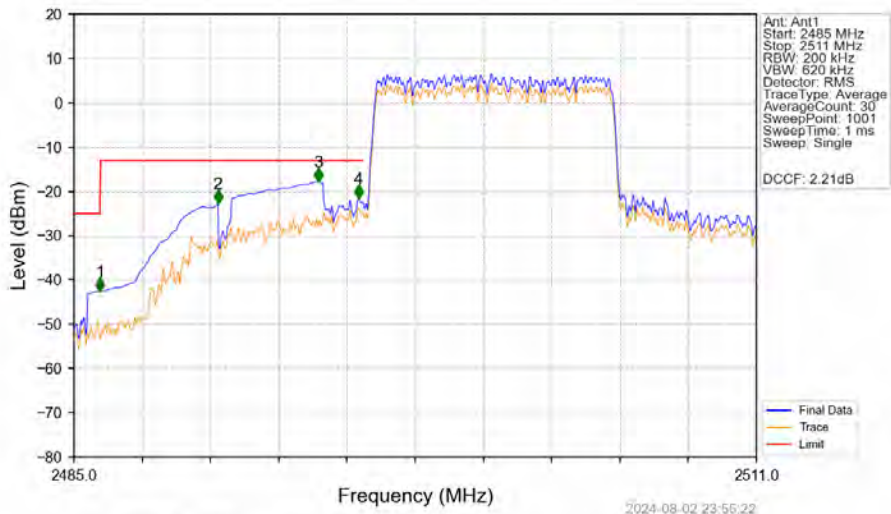
Band41_10MHz_16QAM_LCH_2501MHz_RB_1_0_NTNV



Band41_10MHz_16QAM_LCH_2501MHz_RB_1_0_NTNV

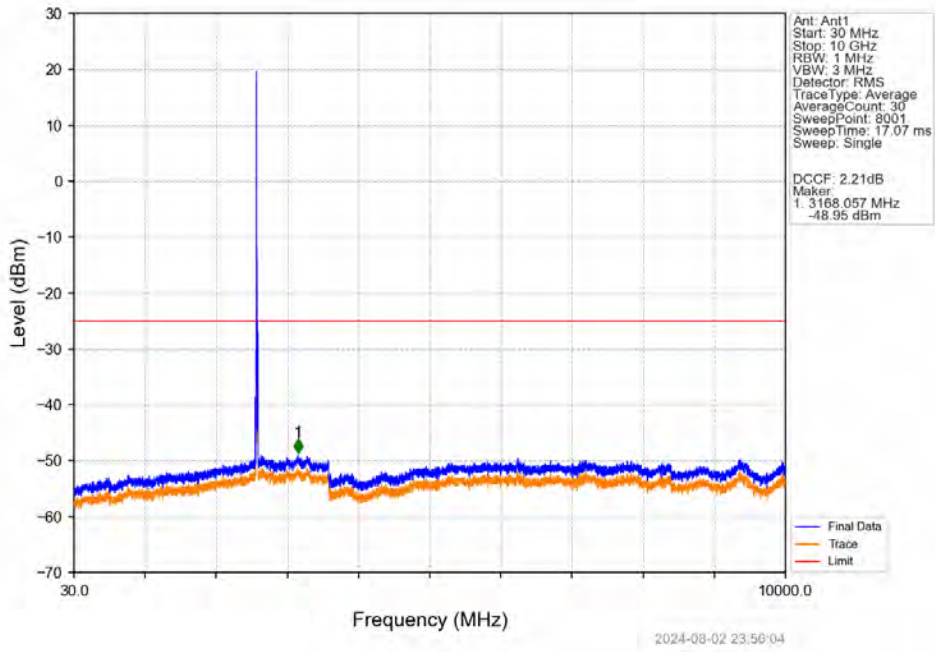


Band41_10MHz_16QAM_LCH_2501MHz_RB_50_0_NTNV

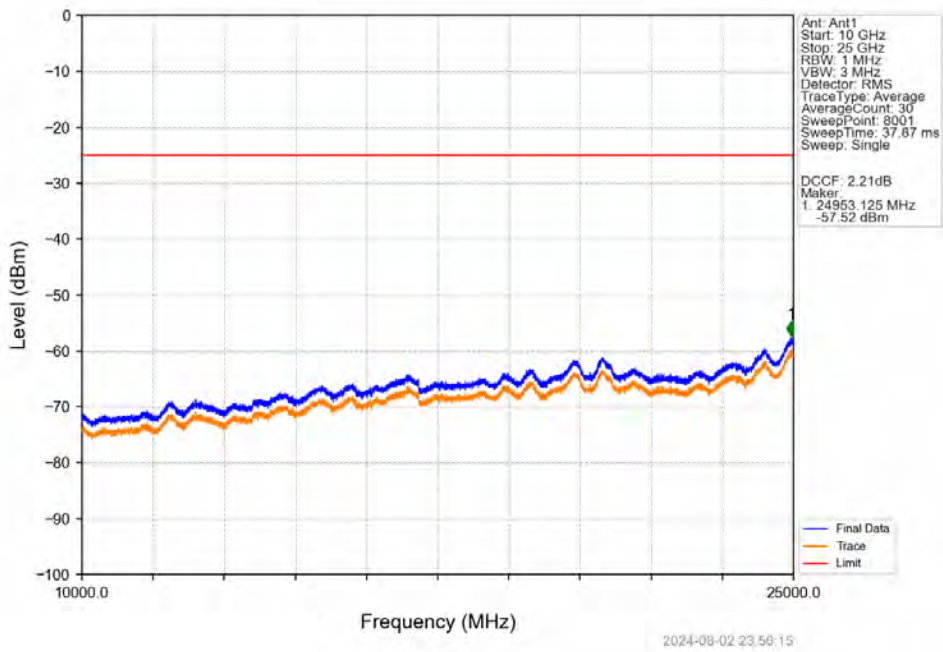


Start (MHz)	Stop (MHz)	RBW (MHz)	Method	Marker No.	Freq (MHz)	Level (dBm)	Limit (dBm)	Result
2485	2511	1	CHP	1	2485.988	-42.54	25	Pass
2511	2491	1	CHP	2	2490.486	-22.80	-13	Pass
2491	2496	1	CHP	3	2494.308	-17.79	-13	Pass
2496	2496	0.2	/	4	2495.842	-21.59	-13	Pass
2496	2511	0.213	/	/	/	/	/	/

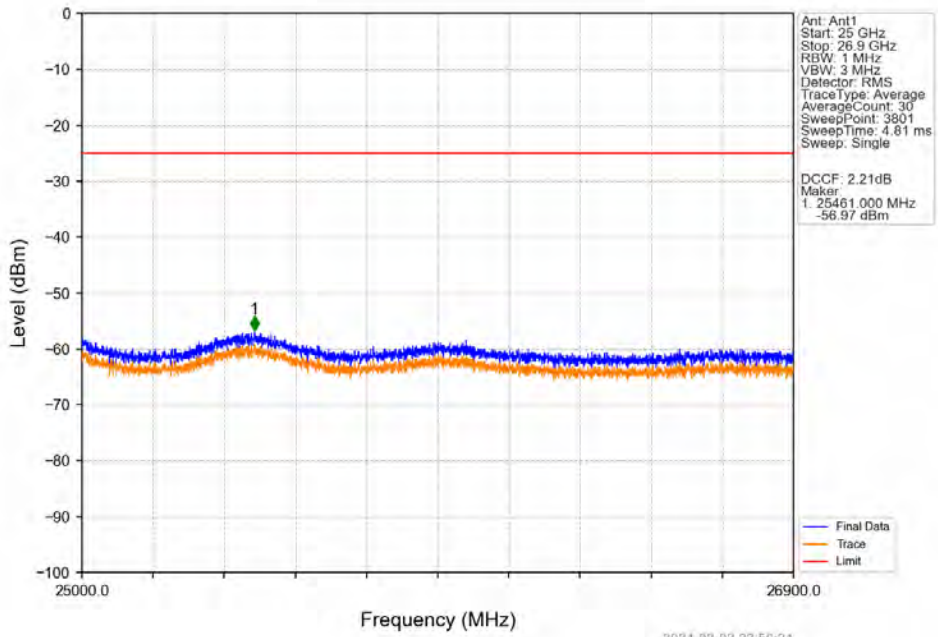
Band41_10MHz_16QAM_MCH_2593MHz_RB_1_0_NTNV



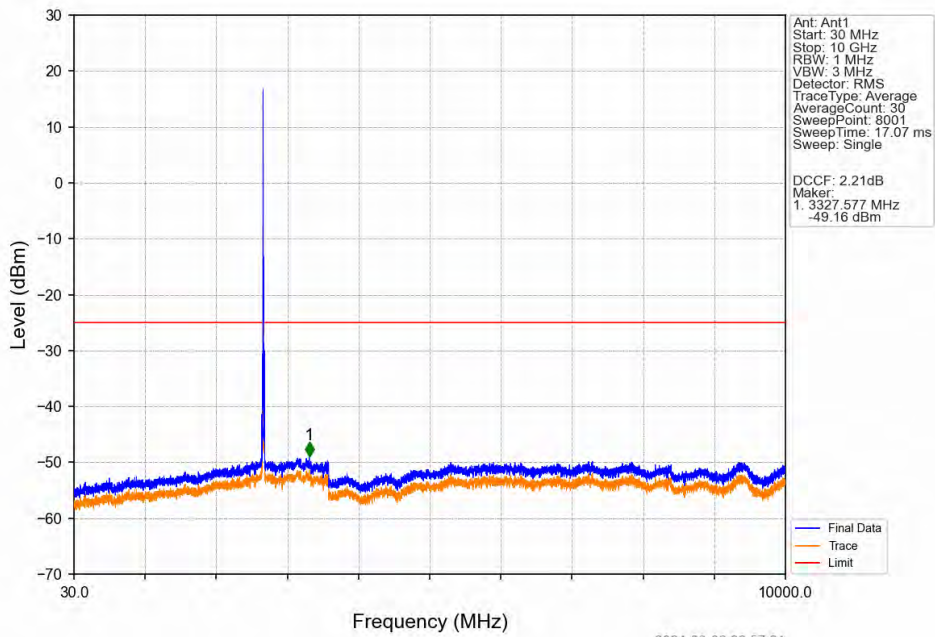
Band41_10MHz_16QAM_MCH_2593MHz_RB_1_0_NTNV



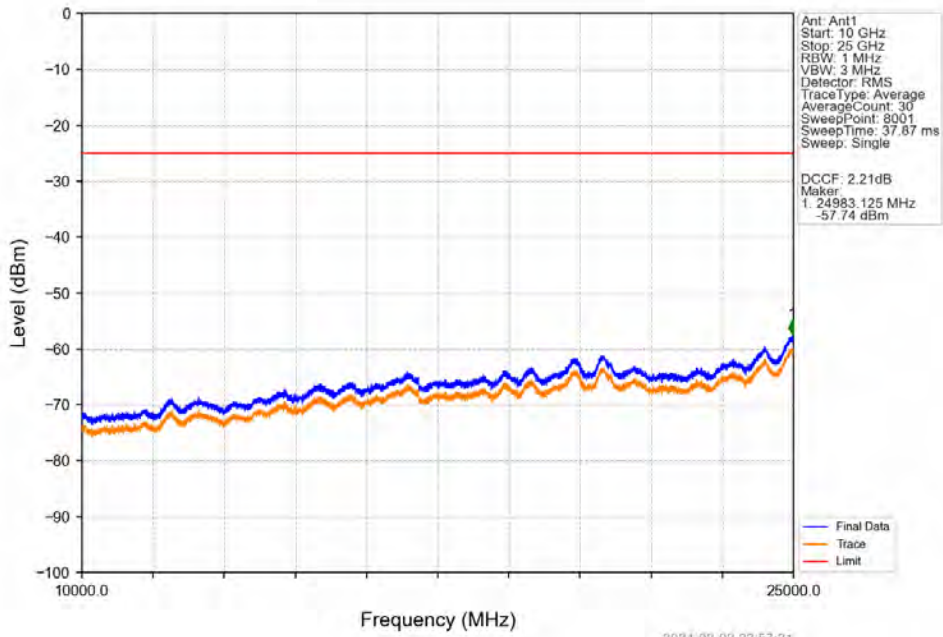
Band41_10MHz_16QAM_MCH_2593MHz_RB_1_0_NTNV



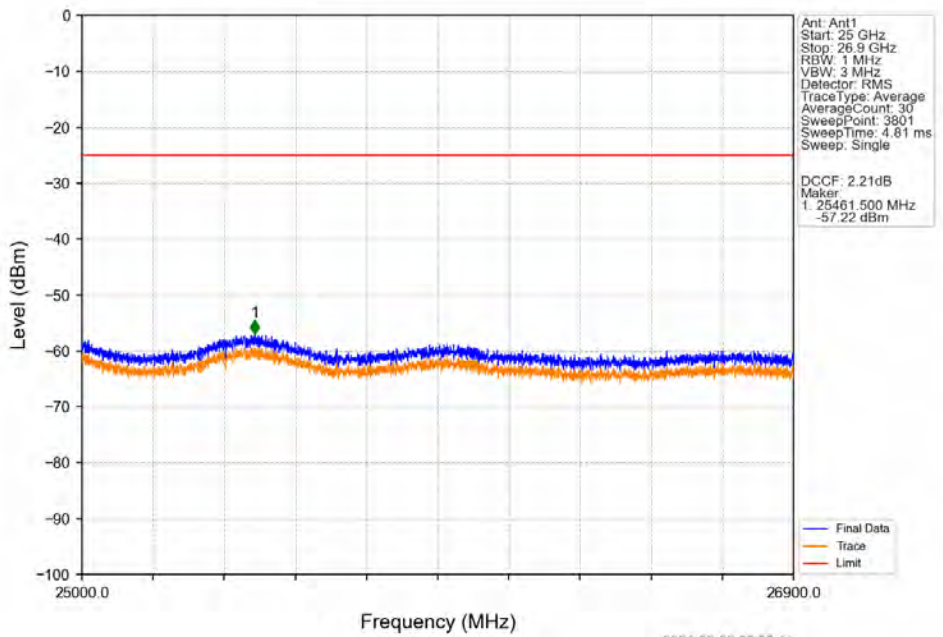
Band41_10MHz_16QAM_HCH_2685MHz_RB_1_0_NTNV



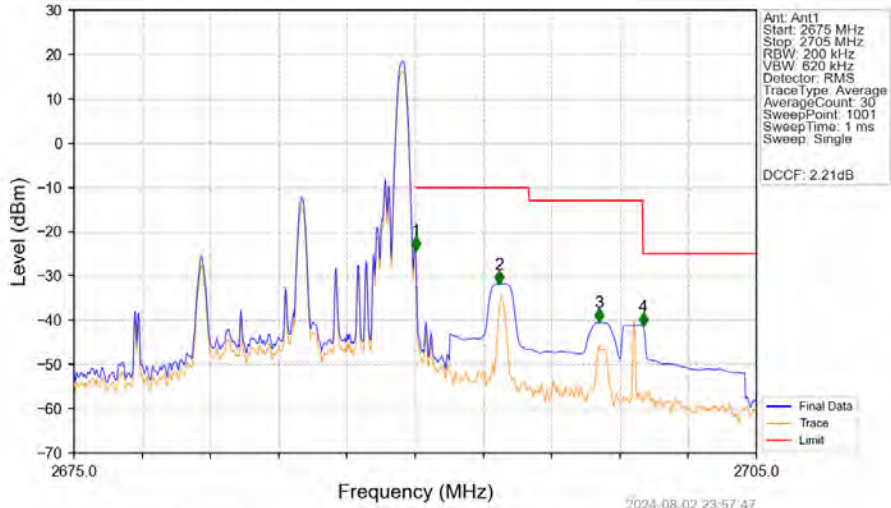
Band41_10MHz_16QAM_HCH_2685MHz_RB_1_0_NTNV



Band41_10MHz_16QAM_HCH_2685MHz_RB_1_0_NTNV

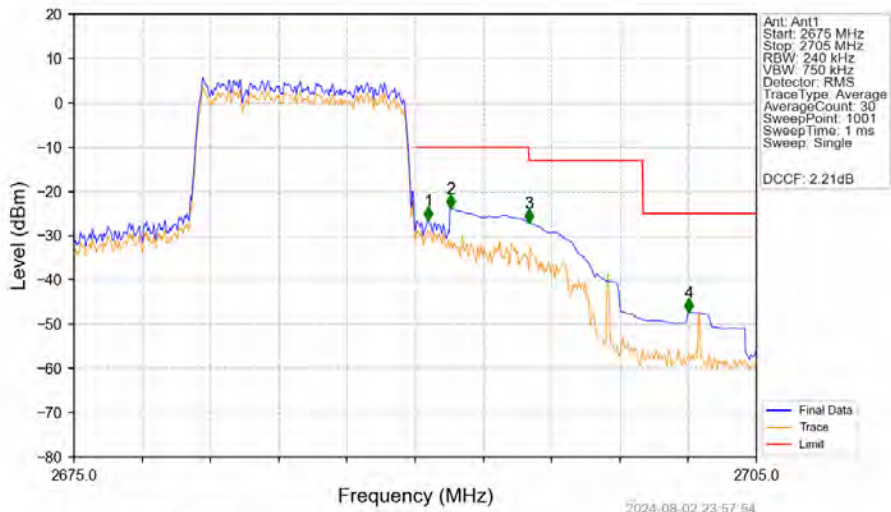


Band41_10MHz_16QAM_HCH_2685MHz_RB_1_49_NTNV



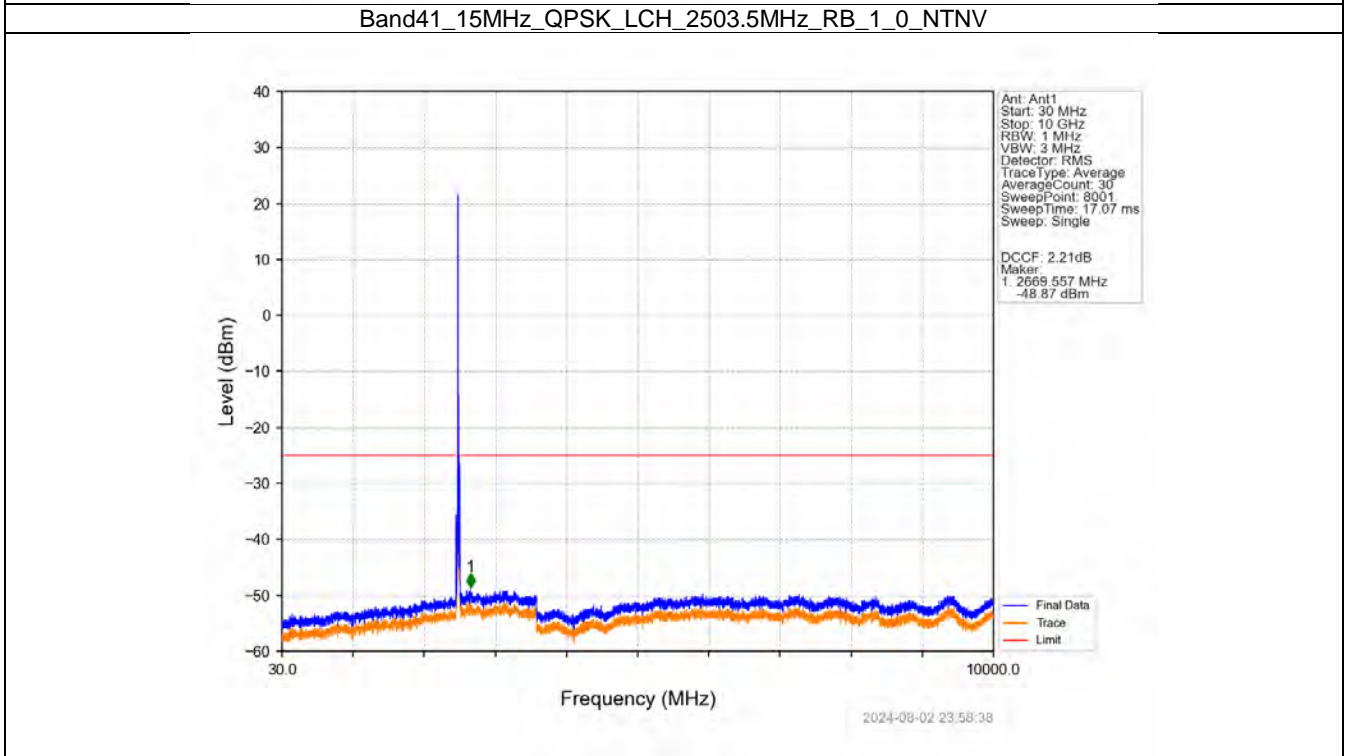
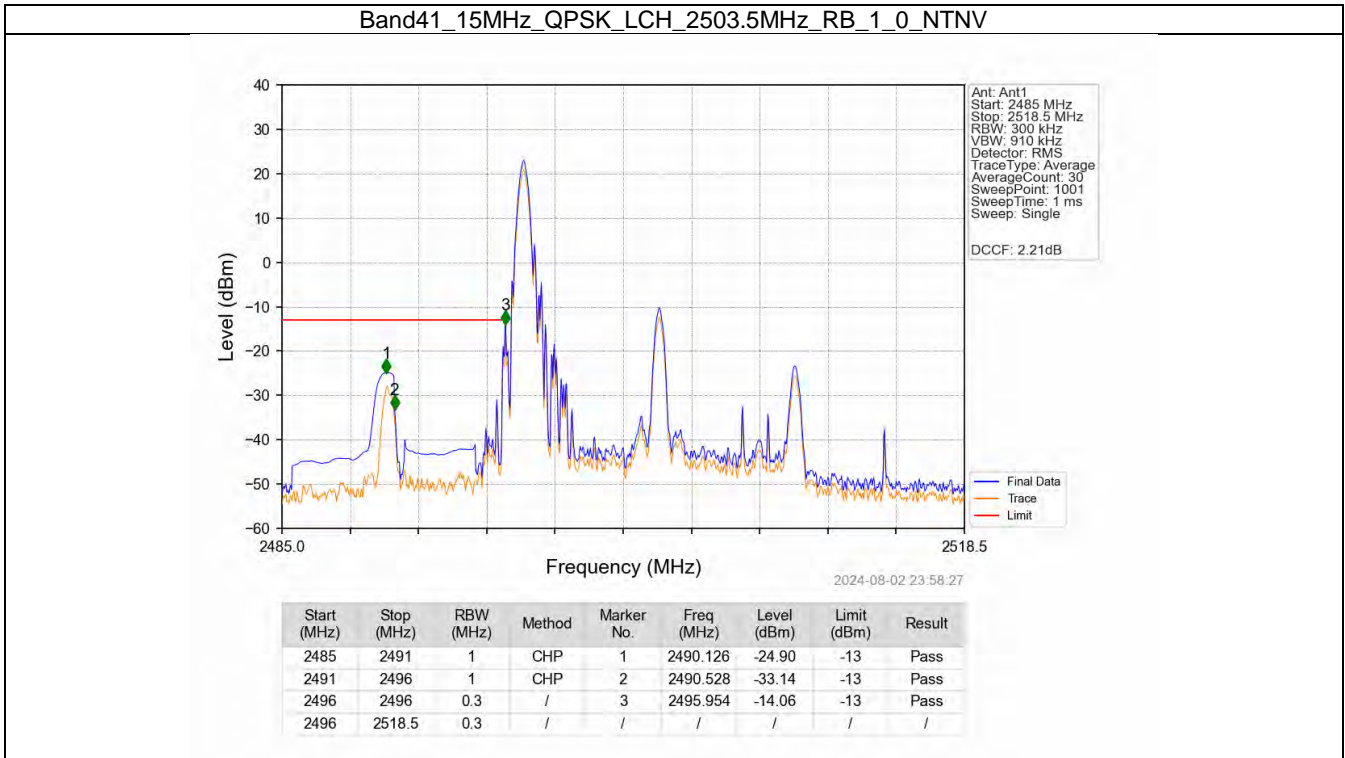
Start (MHz)	Stop (MHz)	RBW (MHz)	Method	Marker No.	Freq (MHz)	Level (dBm)	Limit (dBm)	Result
2675	2690	0.2	/	/	/	/	/	/
2690	2691	0.2	/	1	2690.030	-24.28	-10	Pass
2691	2695	1	CHP	2	2693.690	-31.83	-10	Pass
2695	2700	1	CHP	3	2698.070	-40.49	-13	Pass
2700	2705	1	CHP	4	2700.020	-41.40	-25	Pass

Band41_10MHz_16QAM_HCH_2685MHz_RB_50_0_NTNV

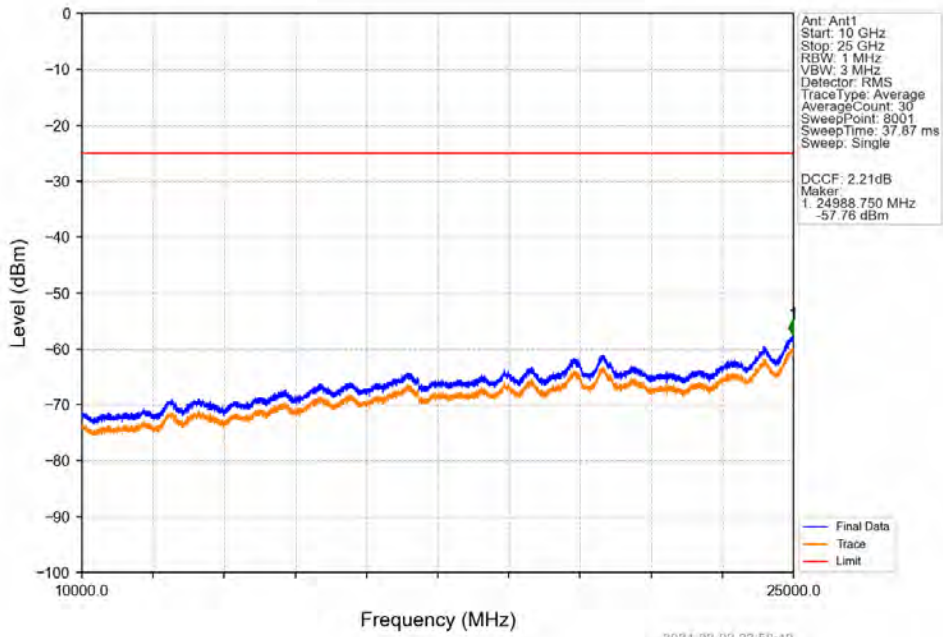


Start (MHz)	Stop (MHz)	RBW (MHz)	Method	Marker No.	Freq (MHz)	Level (dBm)	Limit (dBm)	Result
2675	2690	0.24	/	/	/	/	/	/
2690	2691	0.24	/	1	2690.570	-26.53	-10	Pass
2691	2695	1	CHP	2	2691.560	-23.80	-10	Pass
2695	2700	1	CHP	3	2695.010	-27.13	-13	Pass
2700	2705	1	CHP	4	2702.030	-47.36	-25	Pass

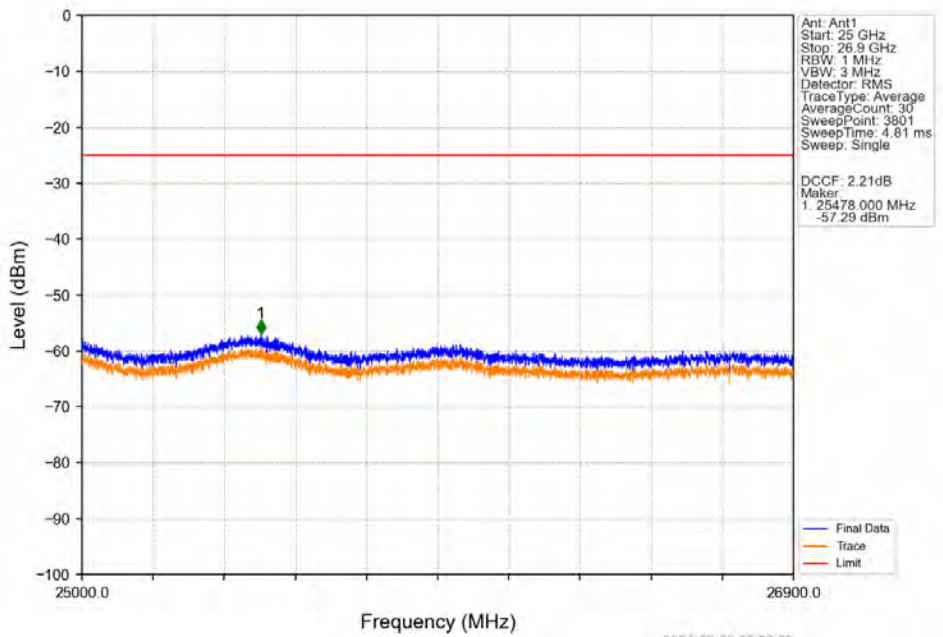
6.2.3 B41_15MHz



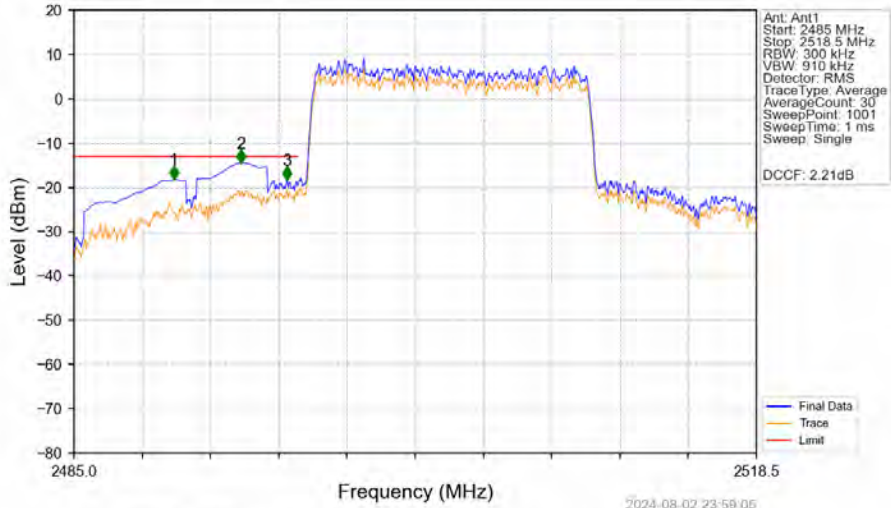
Band41_15MHz_QPSK_LCH_2503.5MHz_RB_1_0_NTNV



Band41_15MHz_QPSK_LCH_2503.5MHz_RB_1_0_NTNV

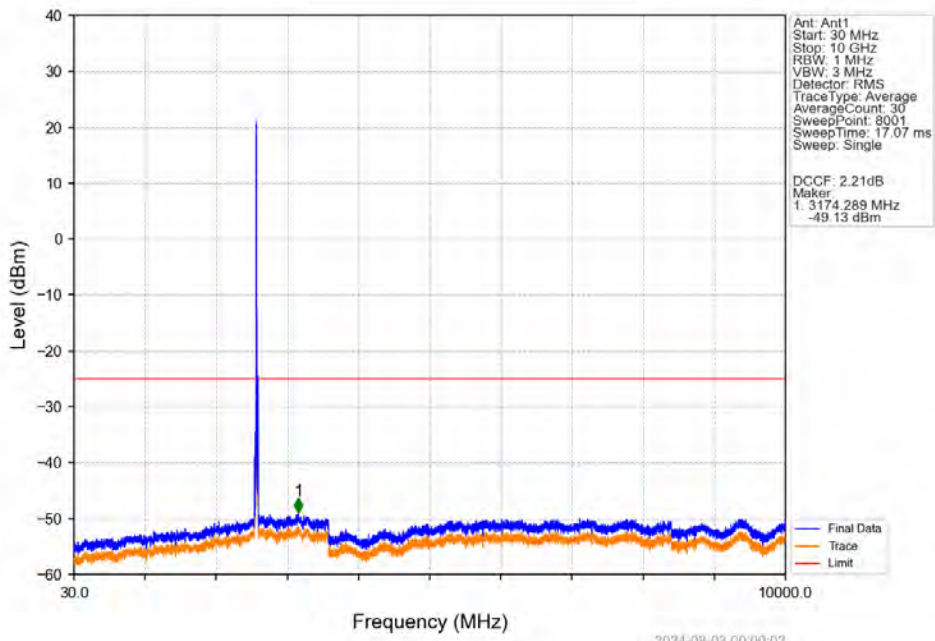


Band41_15MHz_QPSK_LCH_2503.5MHz_RB_75_0_NTNV



Start (MHz)	Stop (MHz)	RBW (MHz)	Method	Marker No.	Freq (MHz)	Level (dBm)	Limit (dBm)	Result
2485	2491	1	CHP	1	2489.891	-18.27	-13	Pass
2491	2496	1	CHP	2	2493.207	-14.47	-13	Pass
2496	2496	0.3	/	3	2495.452	-18.29	-13	Pass
2496	2518.5	0.314	/	/	/	/	/	/

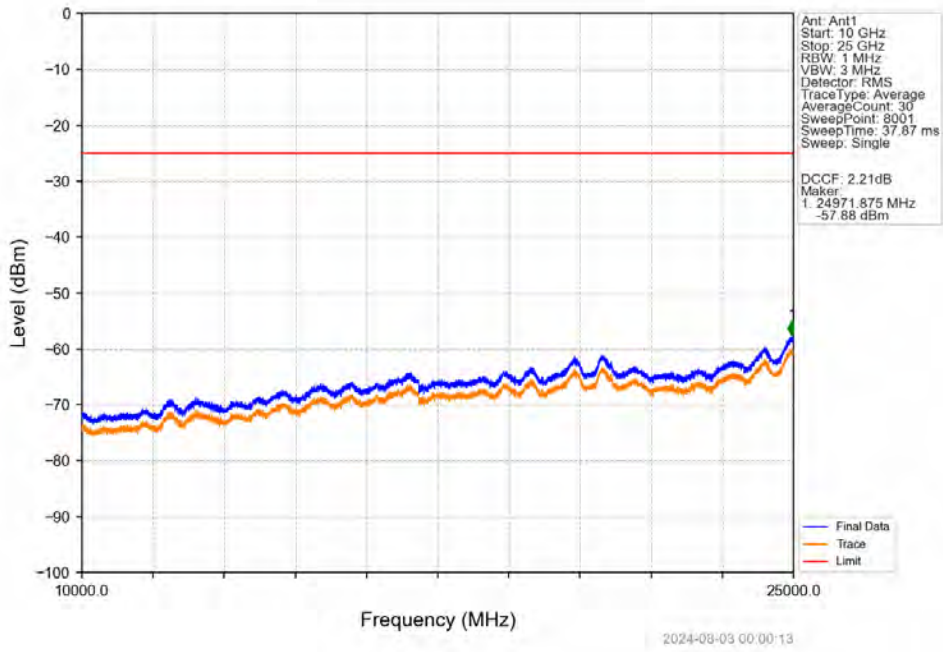
Band41_15MHz_QPSK_MCH_2593MHz_RB_1_0_NTNV



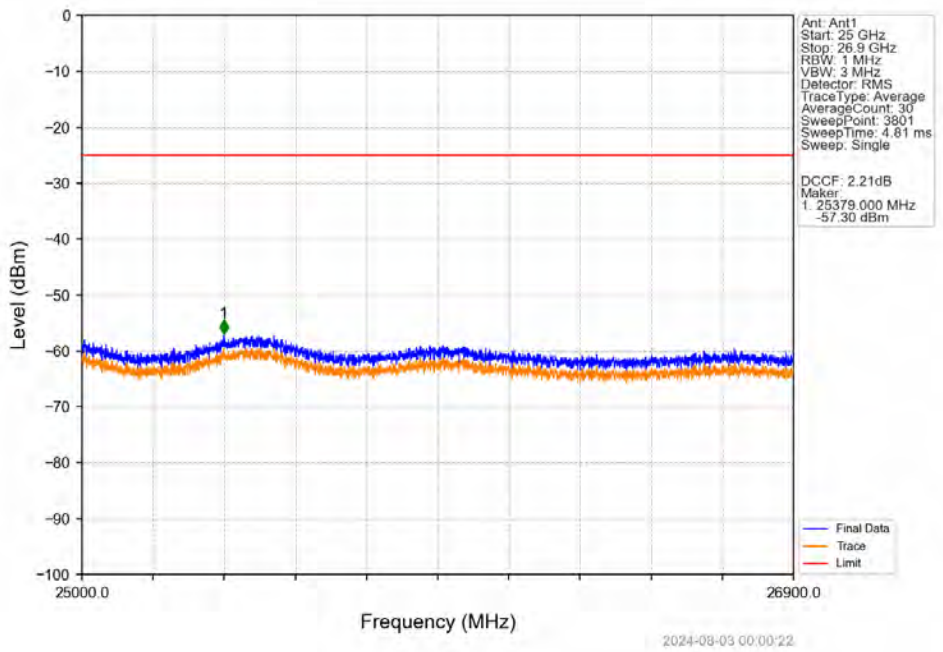
2024-08-02 23:59:05

2024-08-03 00:00:02

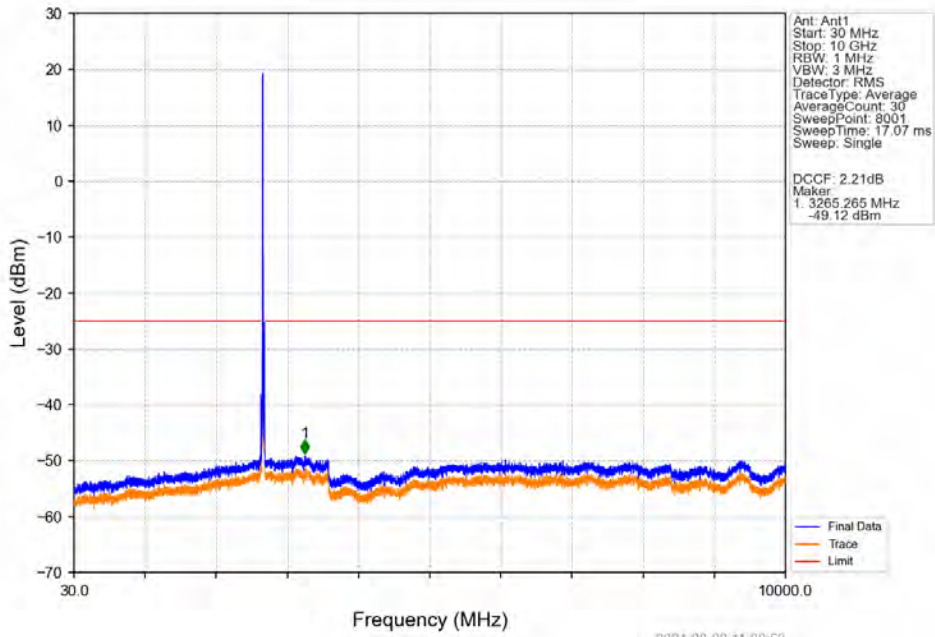
Band41_15MHz_QPSK_MCH_2593MHz_RB_1_0_NTNV



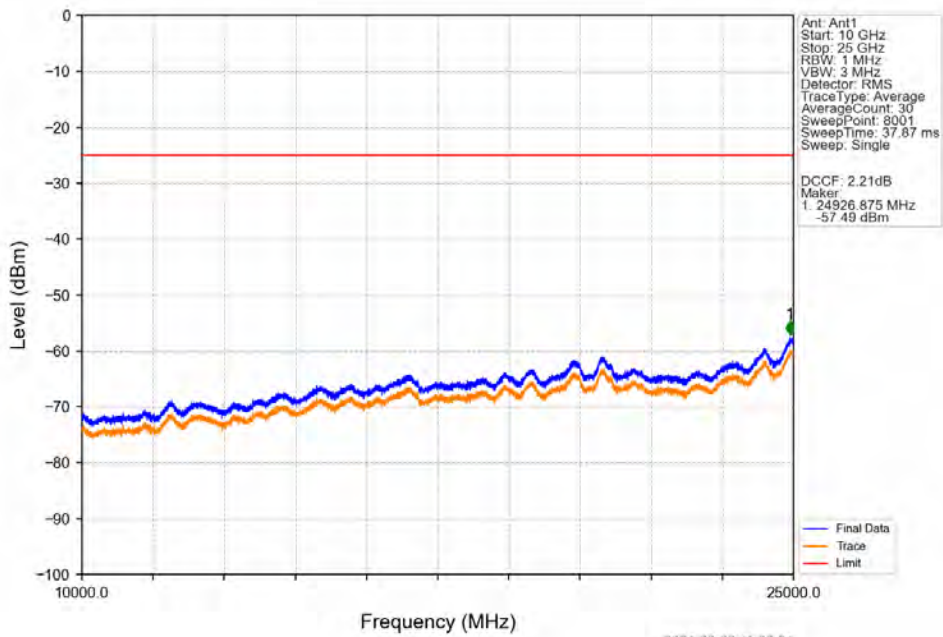
Band41_15MHz_QPSK_MCH_2593MHz_RB_1_0_NTNV



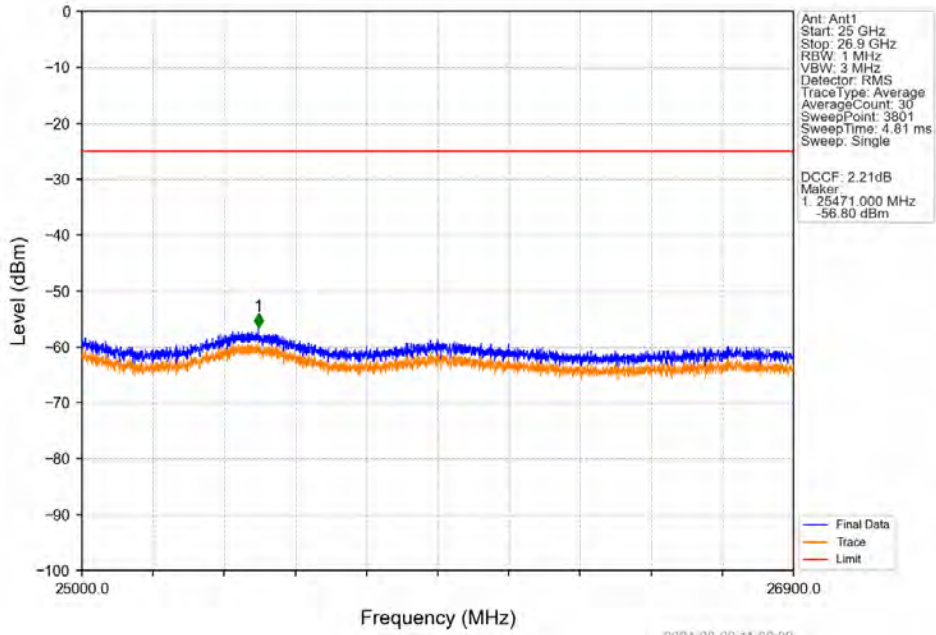
Band41_15MHz_QPSK_HCH_2682.5MHz_RB_1_0_NTNV



Band41_15MHz_QPSK_HCH_2682.5MHz_RB_1_0_NTNV

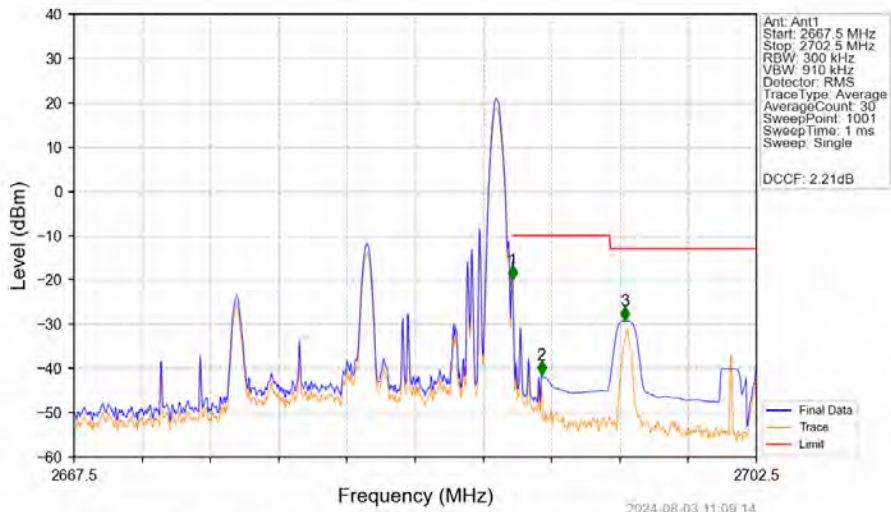


Band41_15MHz_QPSK_HCH_2682.5MHz_RB_1_0_NTNV



2024-08-03 11:03:09

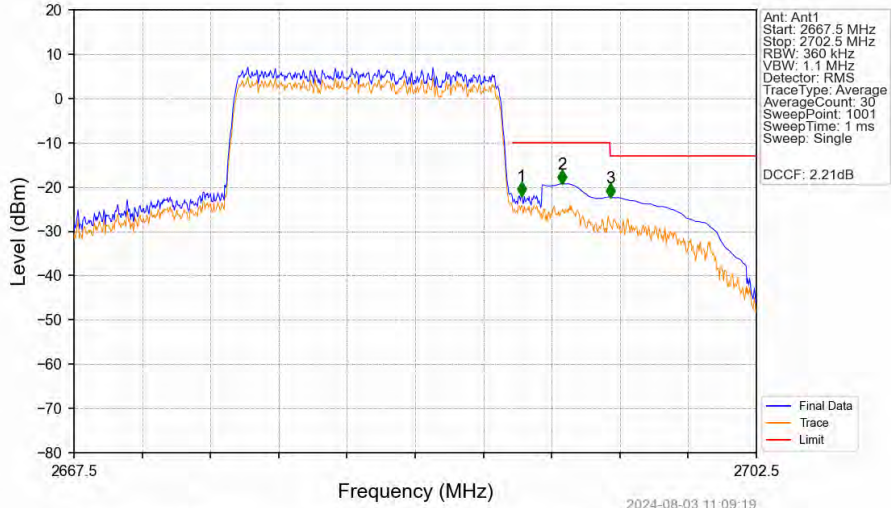
Band41_15MHz_QPSK_HCH_2682.5MHz_RB_1_74_NTNV



2024-08-03 11:09:14

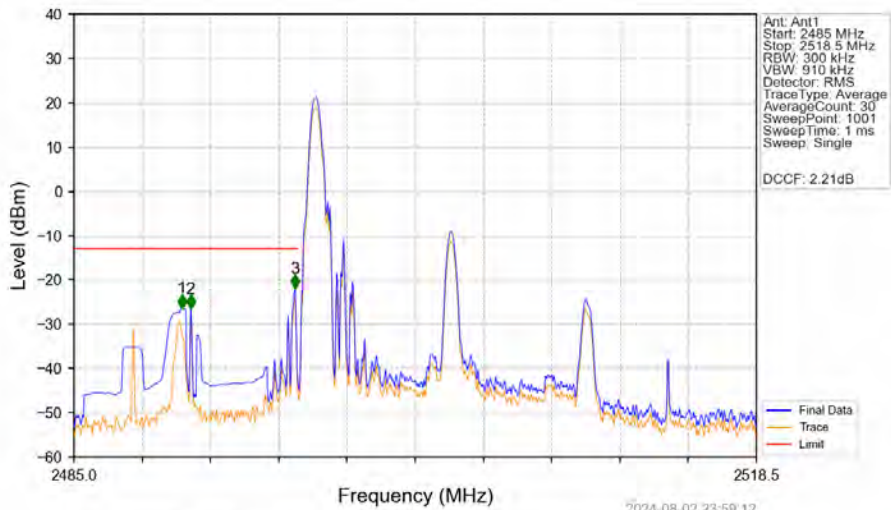
Start (MHz)	Stop (MHz)	RBW (MHz)	Method	Marker No.	Freq (MHz)	Level (dBm)	Limit (dBm)	Result
2667.5	2690	0.3	/	/	/	/	/	/
2690	2691	0.3	/	1	2690.005	-19.94	-10	Pass
2691	2695	1	CHP	2	2691.475	-41.42	-10	Pass
2695	2702.5	1	CHP	3	2695.745	-29.24	-13	Pass

Band41_15MHz_QPSK_HCH_2682.5MHz_RB_75_0_NTNV



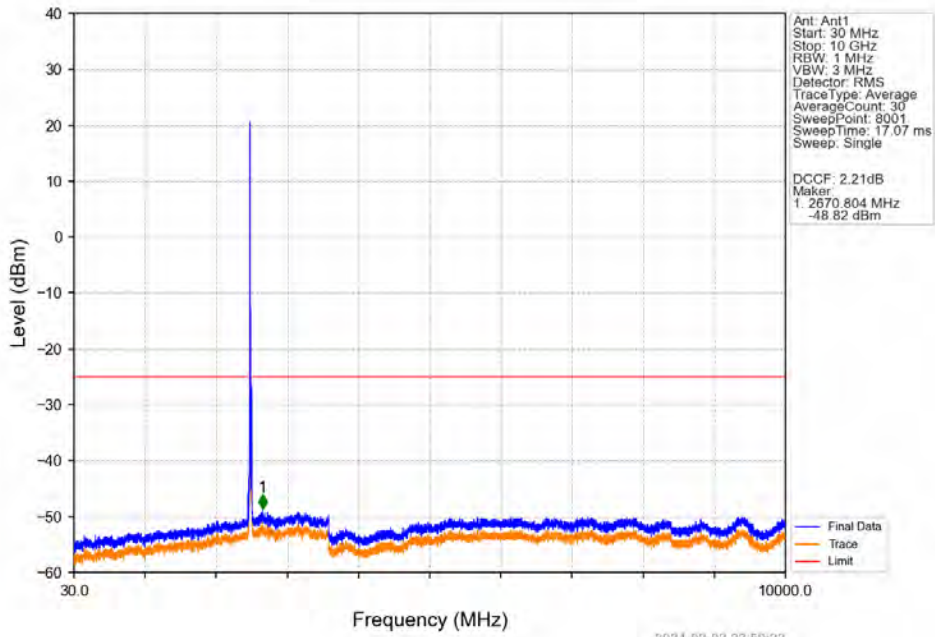
2024-08-03 11:09:19

Band41_15MHz_16QAM_LCH_2503.5MHz_RB_1_0_NTNV

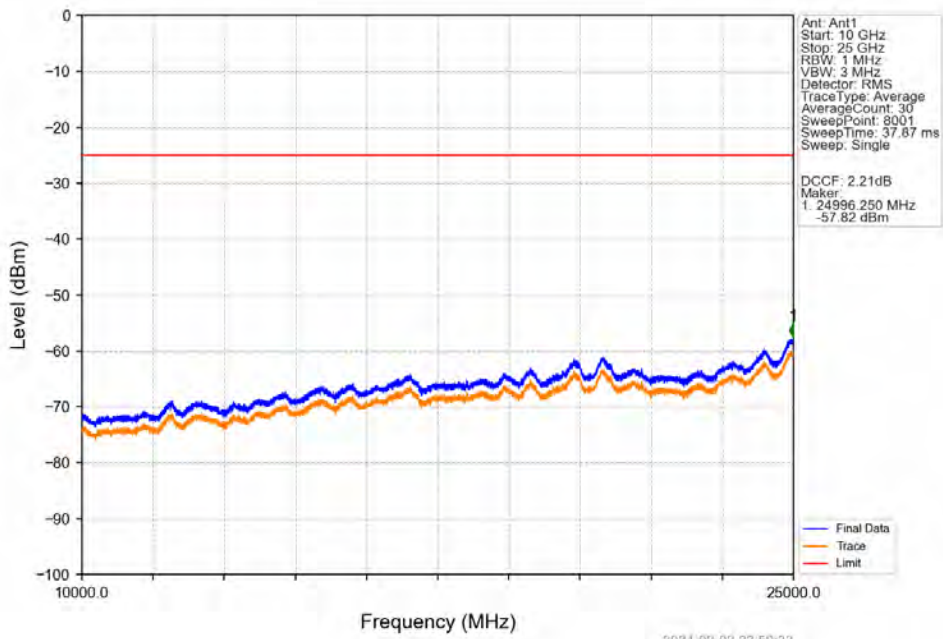


2024-08-02 23:59:12

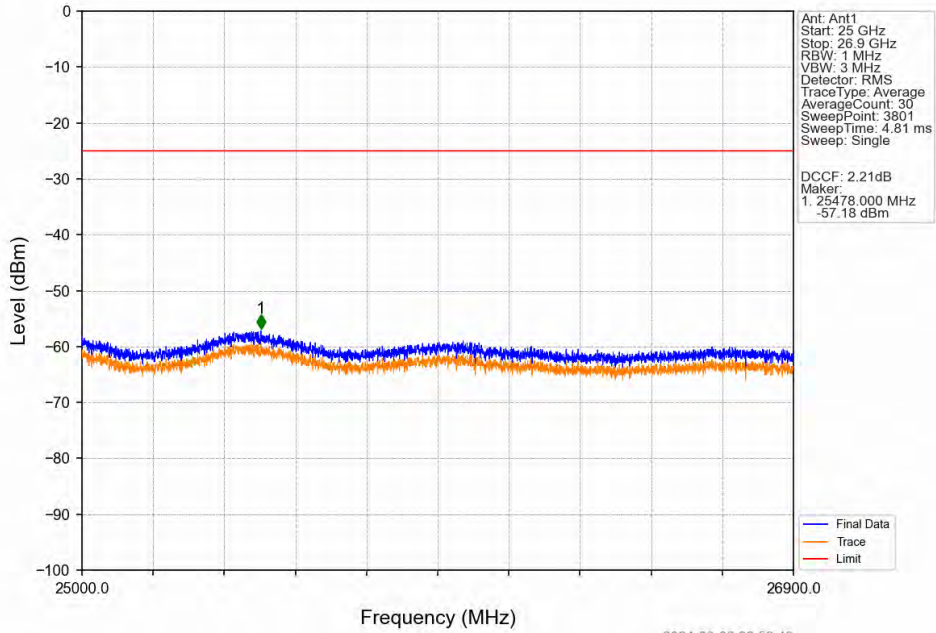
Band41_15MHz_16QAM_LCH_2503.5MHz_RB_1_0_NTNV



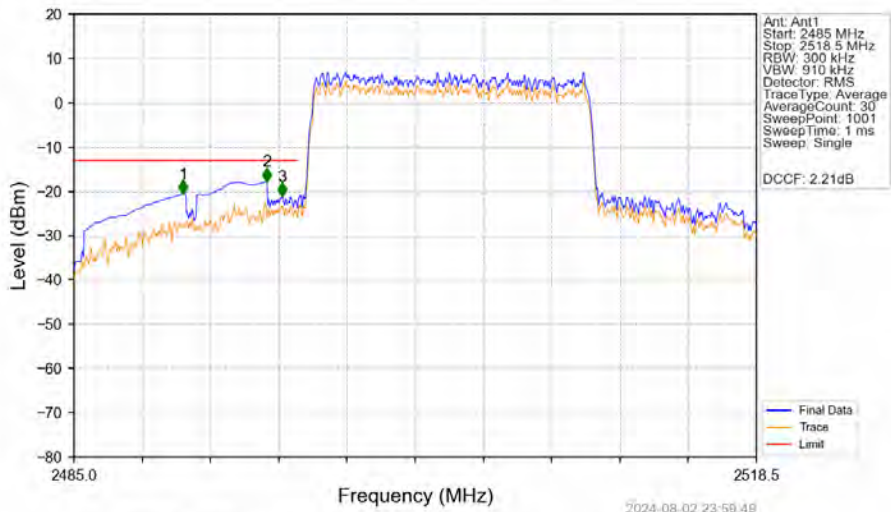
Band41_15MHz_16QAM_LCH_2503.5MHz_RB_1_0_NTNV



Band41_15MHz_16QAM_LCH_2503.5MHz_RB_1_0_NTNV

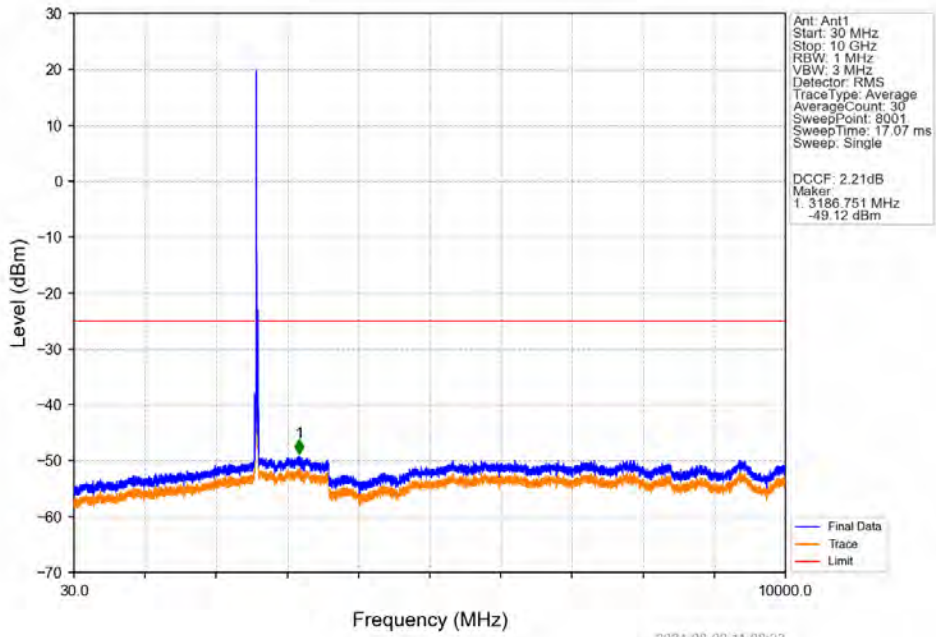


Band41_15MHz_16QAM_LCH_2503.5MHz_RB_75_0_NTNV

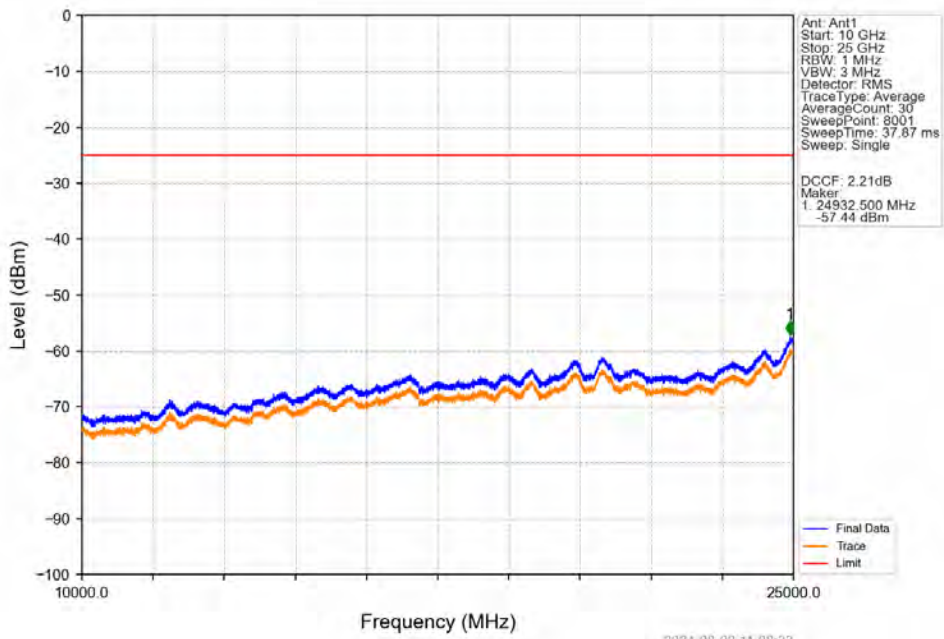


Start (MHz)	Stop (MHz)	RBW (MHz)	Method	Marker No.	Freq (MHz)	Level (dBm)	Limit (dBm)	Result
2485	2491	1	CHP	1	2490.360	-20.56	-13	Pass
2491	2496	1	CHP	2	2494.481	-17.74	-13	Pass
2496	2496	0.3	/	3	2495.218	-21.03	-13	Pass
2496	2518.5	0.35	/	/	/	/	/	/

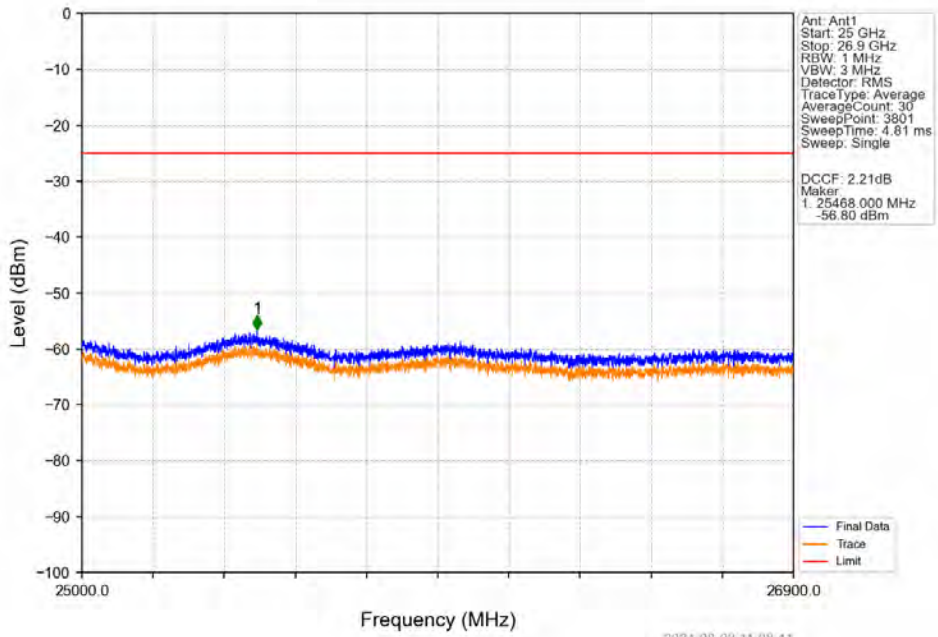
Band41_15MHz_16QAM_MCH_2593MHz_RB_1_0_NTNV



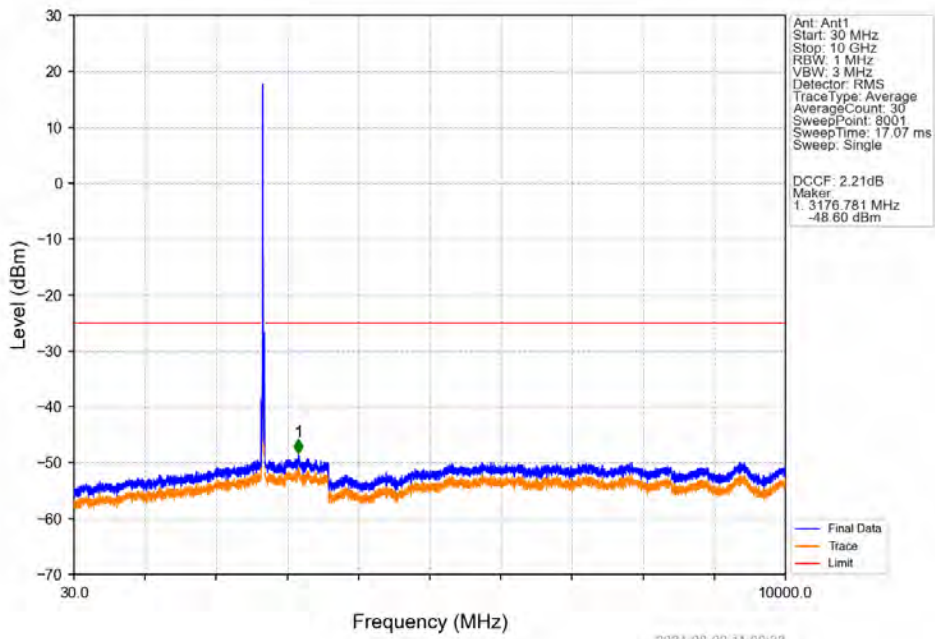
Band41_15MHz_16QAM_MCH_2593MHz_RB_1_0_NTNV



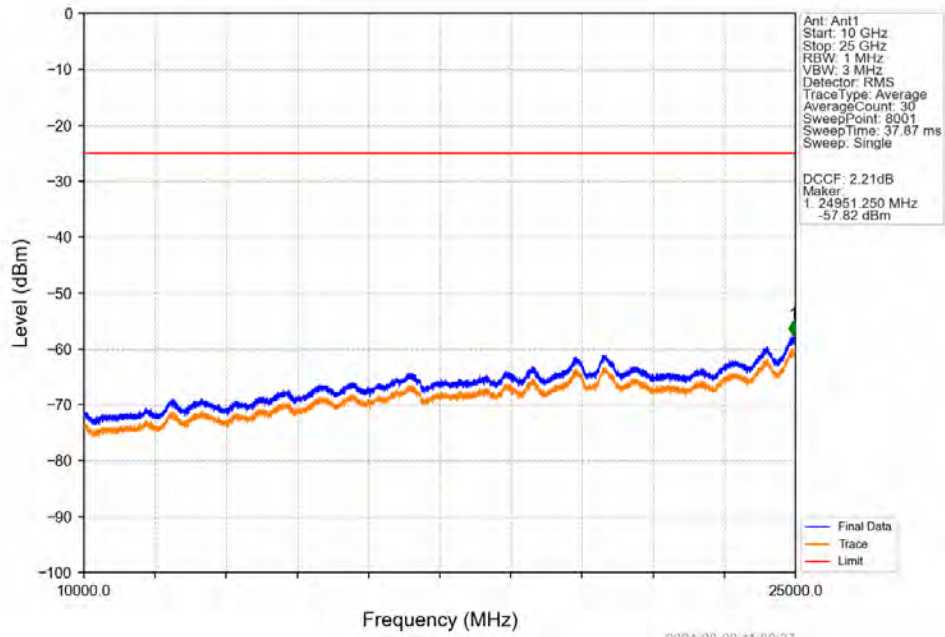
Band41_15MHz_16QAM_MCH_2593MHz_RB_1_0_NTNV



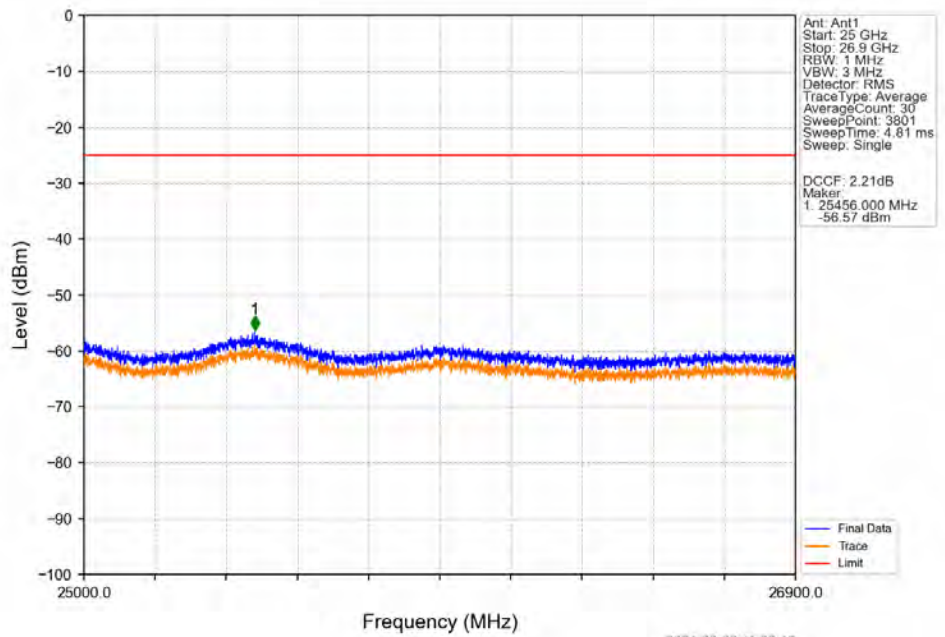
Band41_15MHz_16QAM_HCH_2682.5MHz_RB_1_0_NTNV



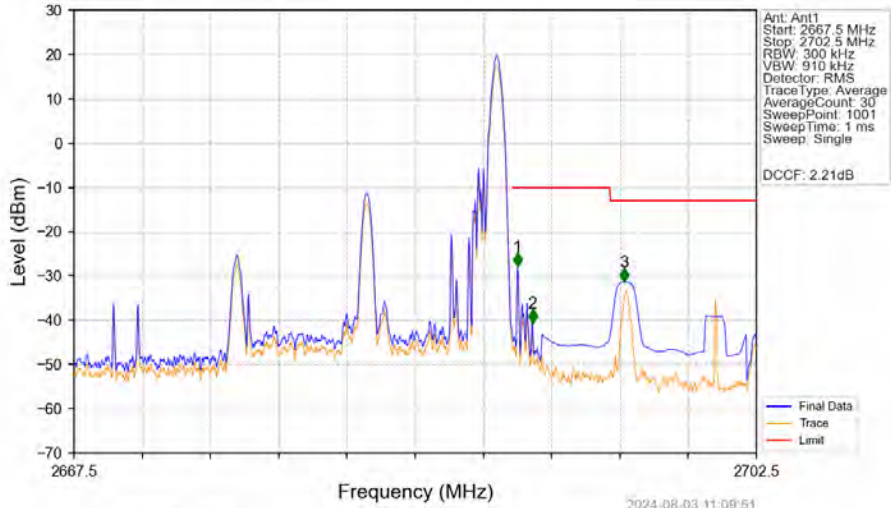
Band41_15MHz_16QAM_HCH_2682.5MHz_RB_1_0_NTNV



Band41_15MHz_16QAM_HCH_2682.5MHz_RB_1_0_NTNV

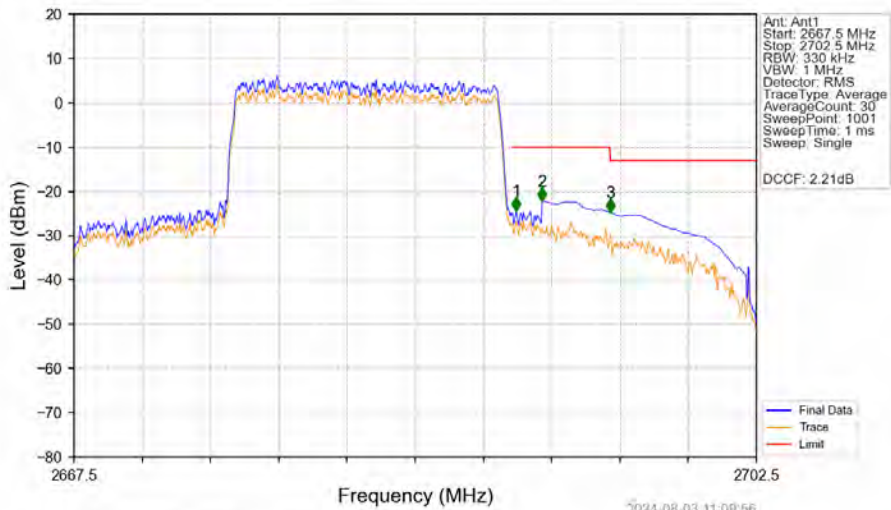


Band41_15MHz_16QAM_HCH_2682.5MHz_RB_1_74_NTNV



Start (MHz)	Stop (MHz)	RBW (MHz)	Method	Marker No.	Freq (MHz)	Level (dBm)	Limit (dBm)	Result
2667.5	2690	0.3	/	/	/	/	/	/
2690	2691	0.3	/	1	2690.250	-27.84	-10	Pass
2691	2695	1	CHP	2	2691.020	-40.71	-10	Pass
2695	2702.5	1	CHP	3	2695.710	-31.41	-13	Pass

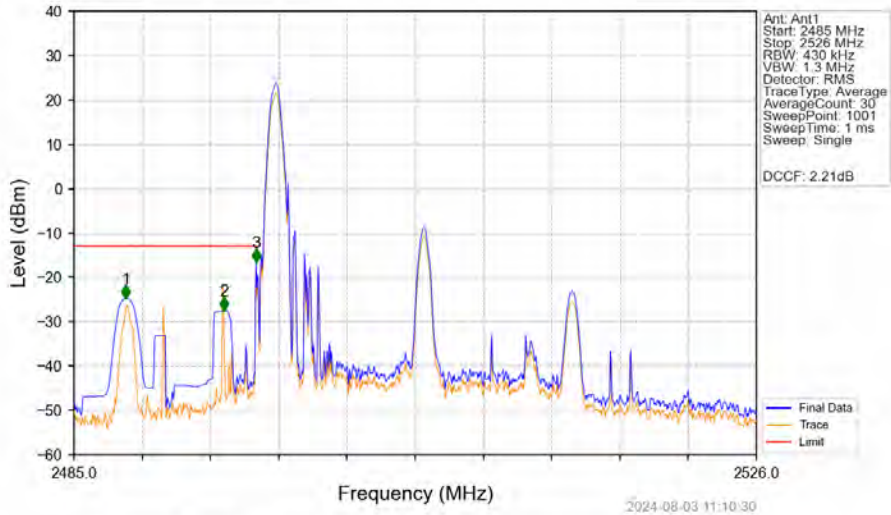
Band41_15MHz_16QAM_HCH_2682.5MHz_RB_75_0_NTNV



Start (MHz)	Stop (MHz)	RBW (MHz)	Method	Marker No.	Freq (MHz)	Level (dBm)	Limit (dBm)	Result
2667.5	2690	0.33	/	/	/	/	/	/
2690	2691	0.33	/	1	2690.180	-24.47	-10	Pass
2691	2695	1	CHP	2	2691.510	-22.18	-10	Pass
2695	2702.5	1	CHP	3	2695.010	-24.81	-13	Pass

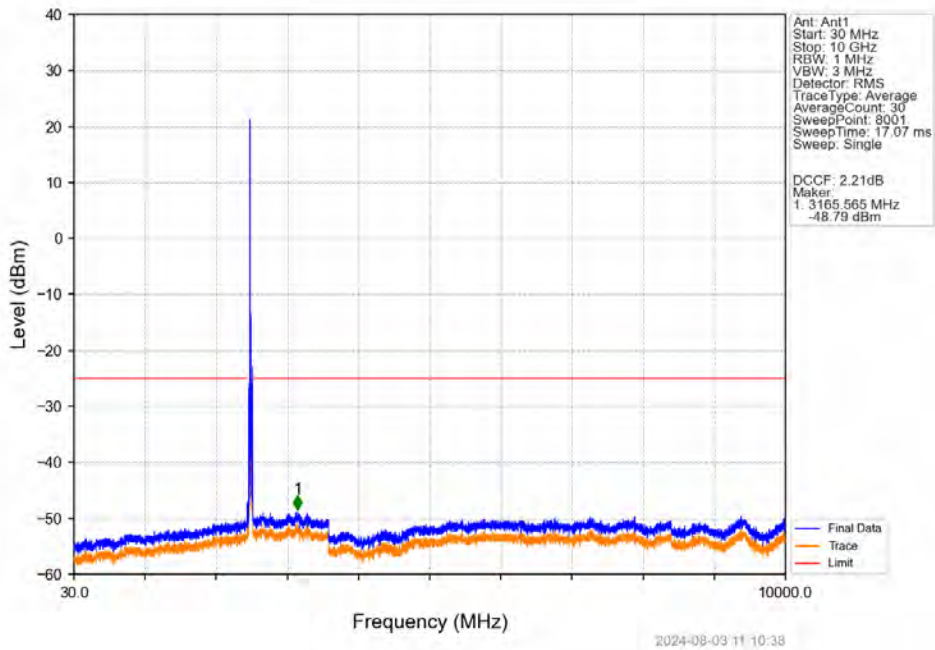
6.2.4 B41_20MHz

Band41_20MHz_QPSK_LCH_2506MHz_RB_1_0_NTNV

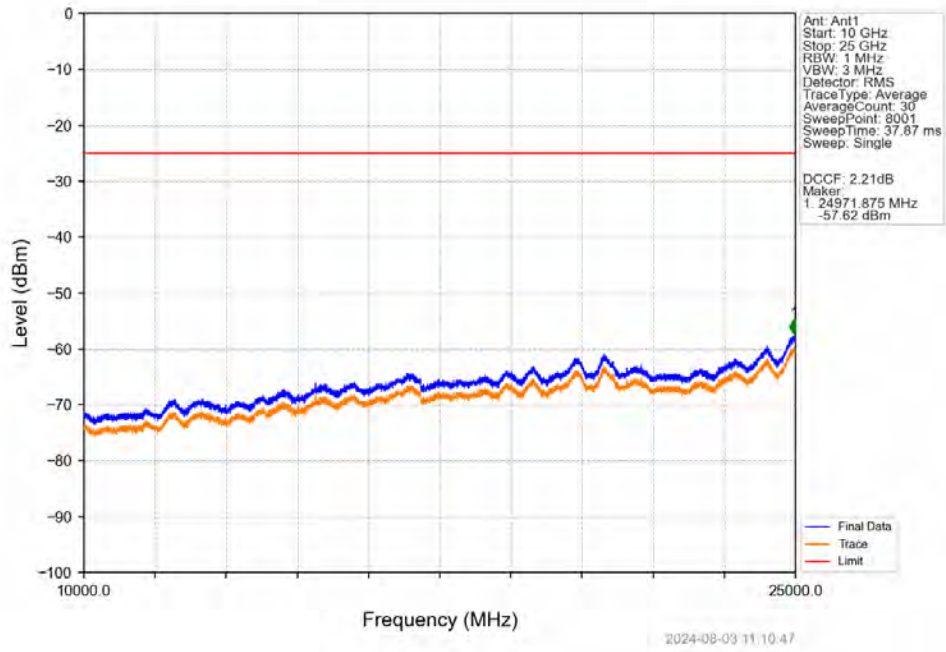


Start (MHz)	Stop (MHz)	RBW (MHz)	Method	Marker No.	Freq (MHz)	Level (dBm)	Limit (dBm)	Result
2485	2491	1	CHP	1	2488.116	-24.78	-13	Pass
2491	2496	1	CHP	2	2494.020	-27.60	-13	Pass
2496	2496	0.43	/	3	2495.947	-16.60	-13	Pass
2496	2526	0.43	/	/	/	/	/	/

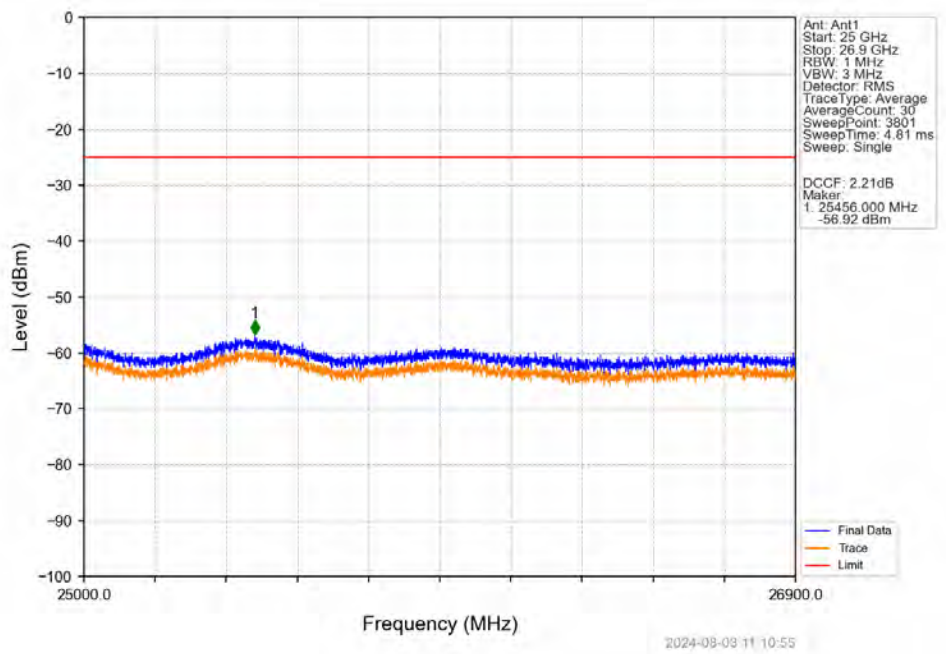
Band41_20MHz_QPSK_LCH_2506MHz_RB_1_0_NTNV



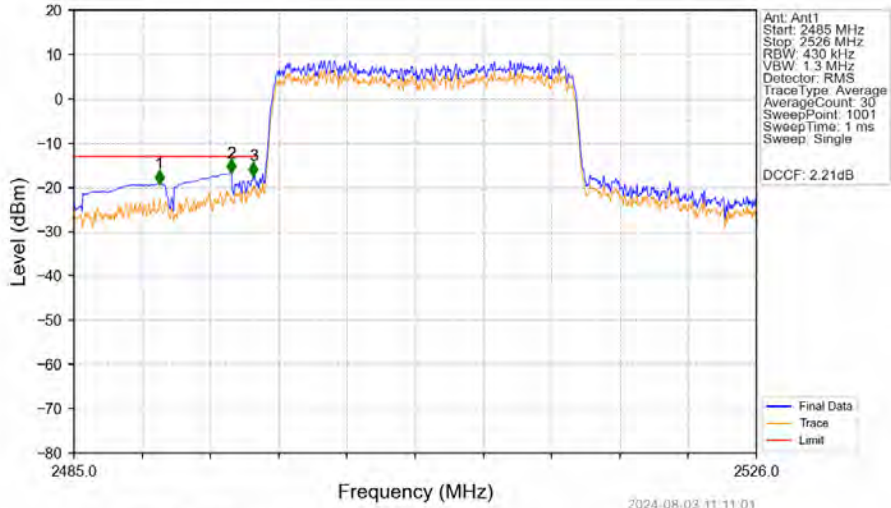
Band41_20MHz_QPSK_LCH_2506MHz_RB_1_0_NTNV



Band41_20MHz_QPSK_LCH_2506MHz_RB_1_0_NTNV

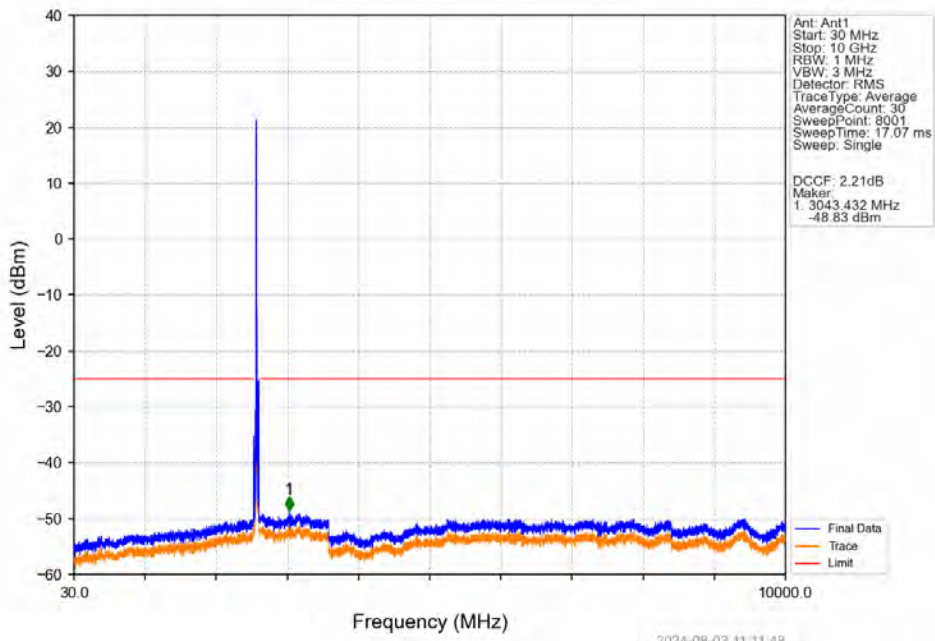


Band41_20MHz_QPSK_LCH_2506MHz_RB_100_0_NTNV



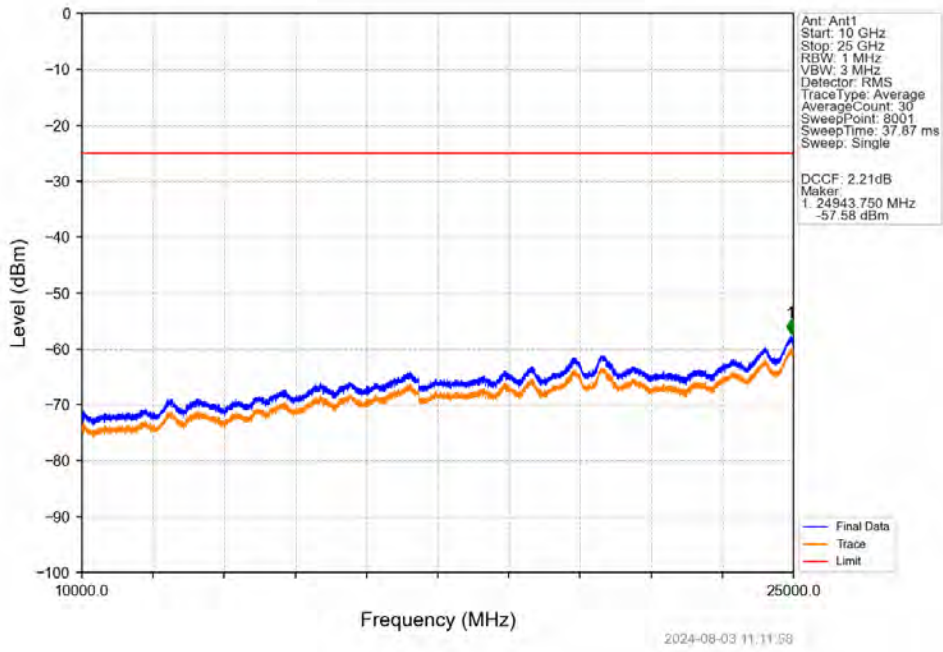
Start (MHz)	Stop (MHz)	RBW (MHz)	Method	Marker No.	Freq (MHz)	Level (dBm)	Limit (dBm)	Result
2485	2491	1	CHP	1	2490.125	-19.20	-13	Pass
2491	2496	1	CHP	2	2494.471	-16.69	-13	Pass
2496	2496	0.43	/	3	2495.783	-17.38	-13	Pass
2496	2526	0.488	/	/	/	/	/	/

Band41_20MHz_QPSK_MCH_2593MHz_RB_1_0_NTNV

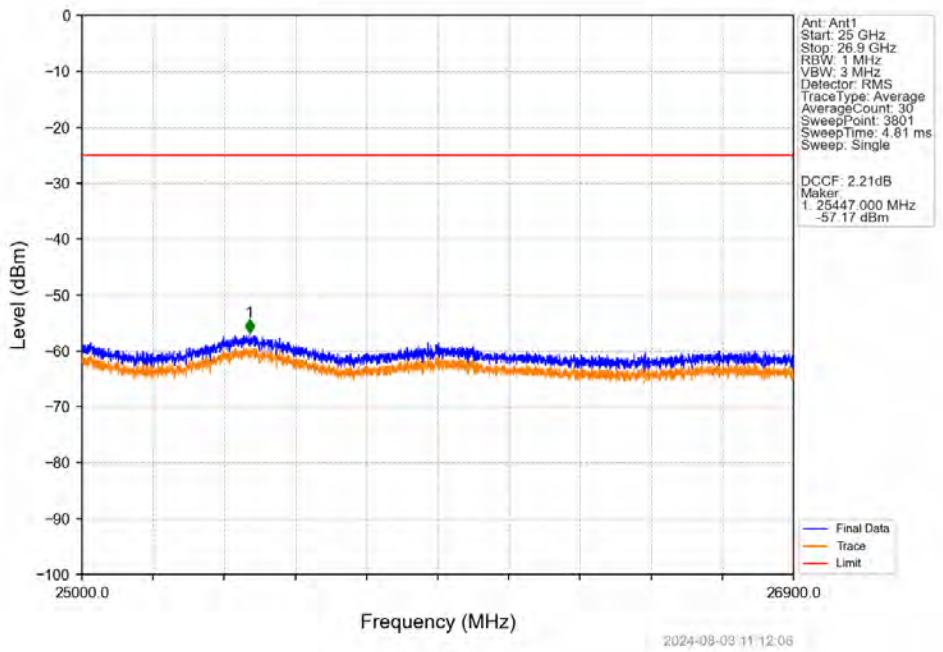


2024-08-03 11:11:48

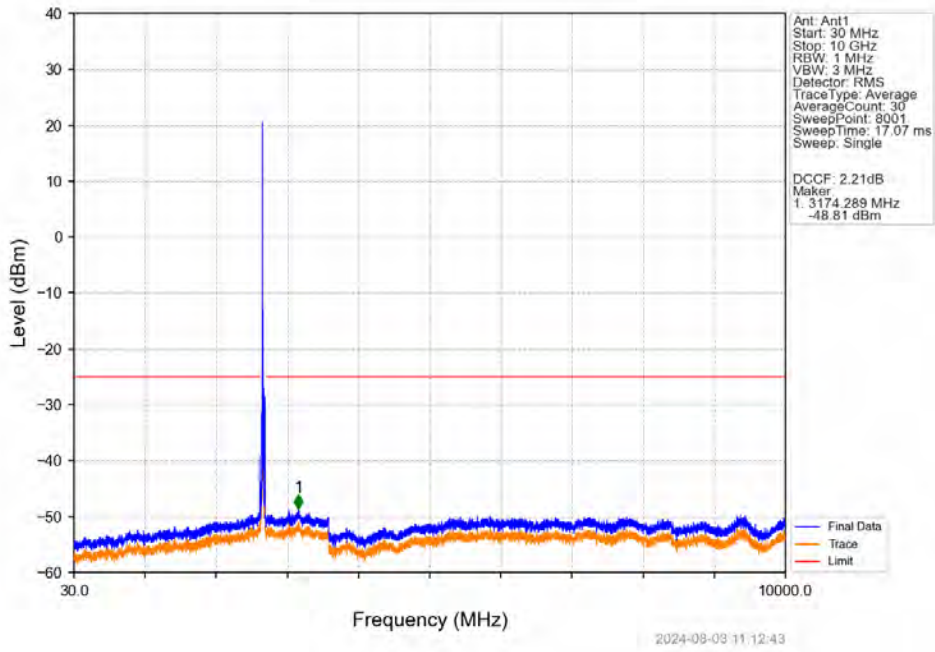
Band41_20MHz_QPSK_MCH_2593MHz_RB_1_0_NTNV



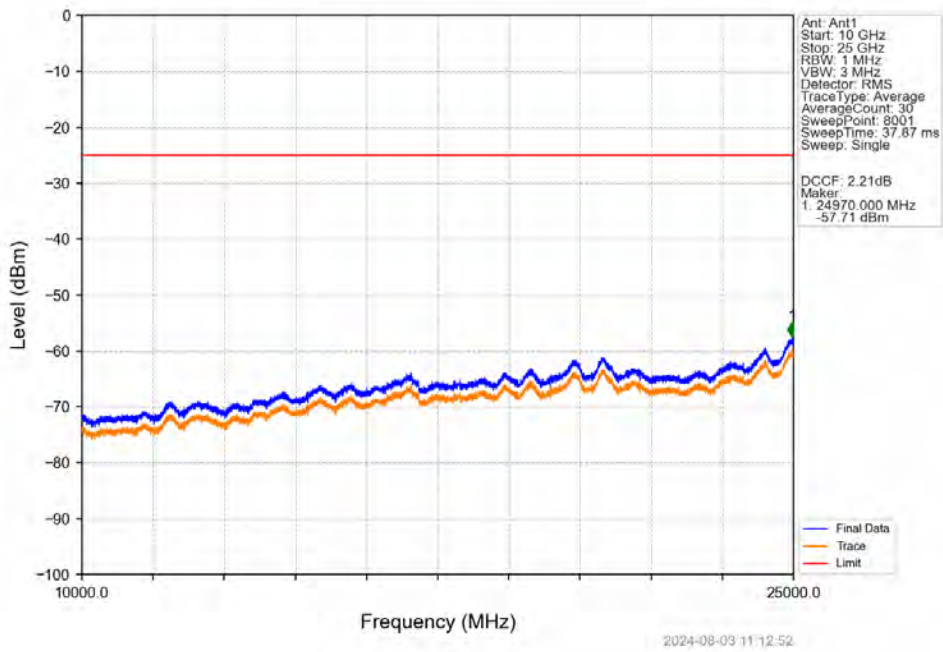
Band41_20MHz_QPSK_MCH_2593MHz_RB_1_0_NTNV



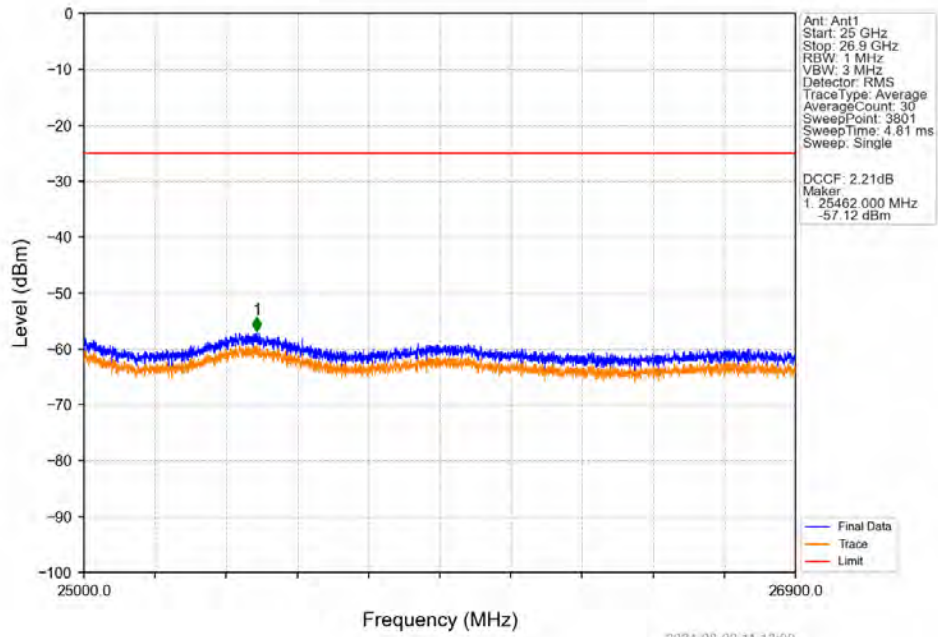
Band41_20MHz_QPSK_HCH_2680MHz_RB_1_0_NTNV



Band41_20MHz_QPSK_HCH_2680MHz_RB_1_0_NTNV

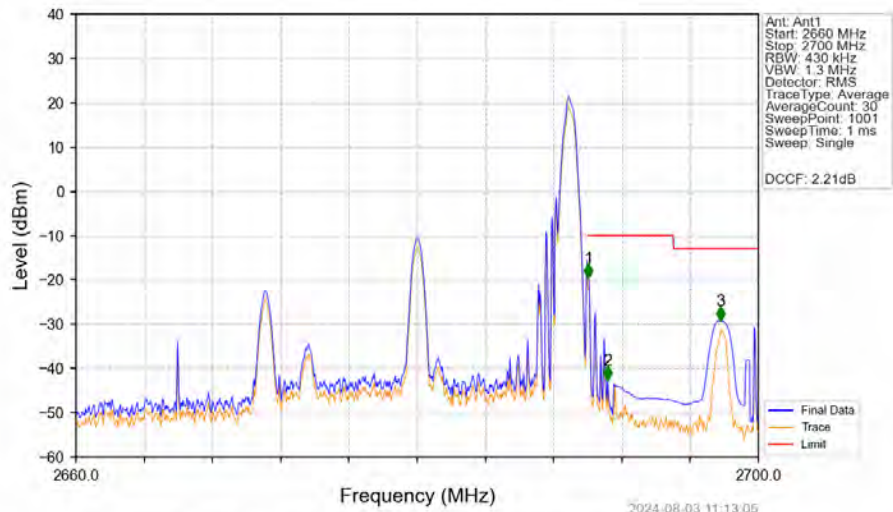


Band41_20MHz_QPSK_HCH_2680MHz_RB_1_0_NTNV



2024-08-03 11:13:00

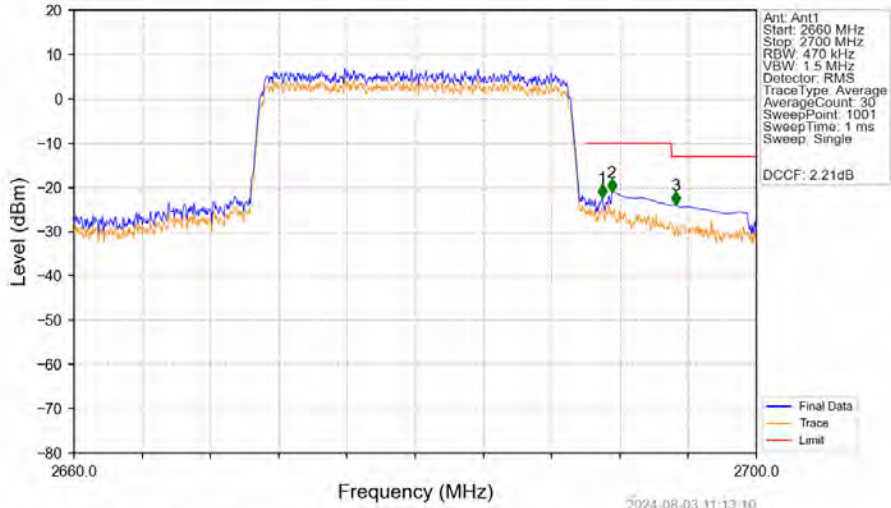
Band41_20MHz_QPSK_HCH_2680MHz_RB_1_99_NTNV



2024-08-03 11:13:05

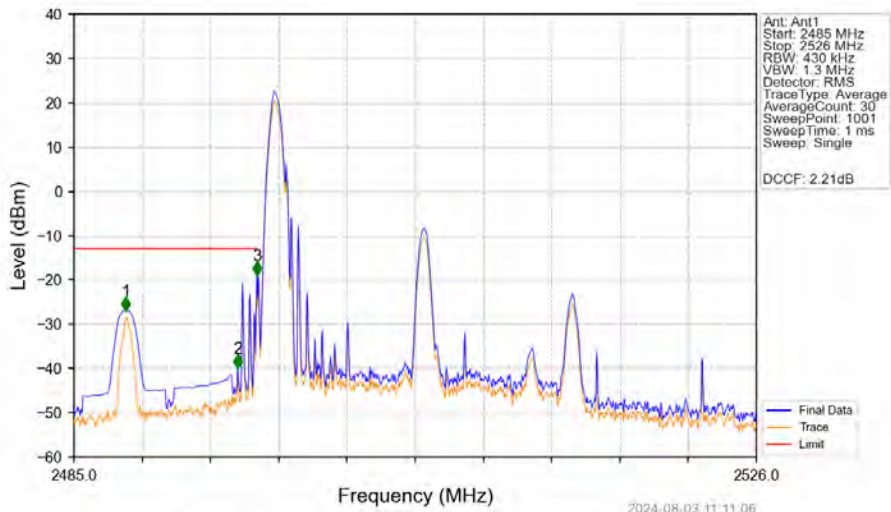
Start (MHz)	Stop (MHz)	RBW (MHz)	Method	Marker No.	Freq (MHz)	Level (dBm)	Limit (dBm)	Result
2660	2690	0.43	/	/	/	/	/	/
2690	2691	0.43	/	1	2690.040	-19.56	-10	Pass
2691	2695	1	CHP	2	2691.160	-42.65	-10	Pass
2695	2700	1	CHP	3	2697.760	-29.15	-13	Pass

Band41_20MHz_QPSK_HCH_2680MHz_RB_100_0_NTNV



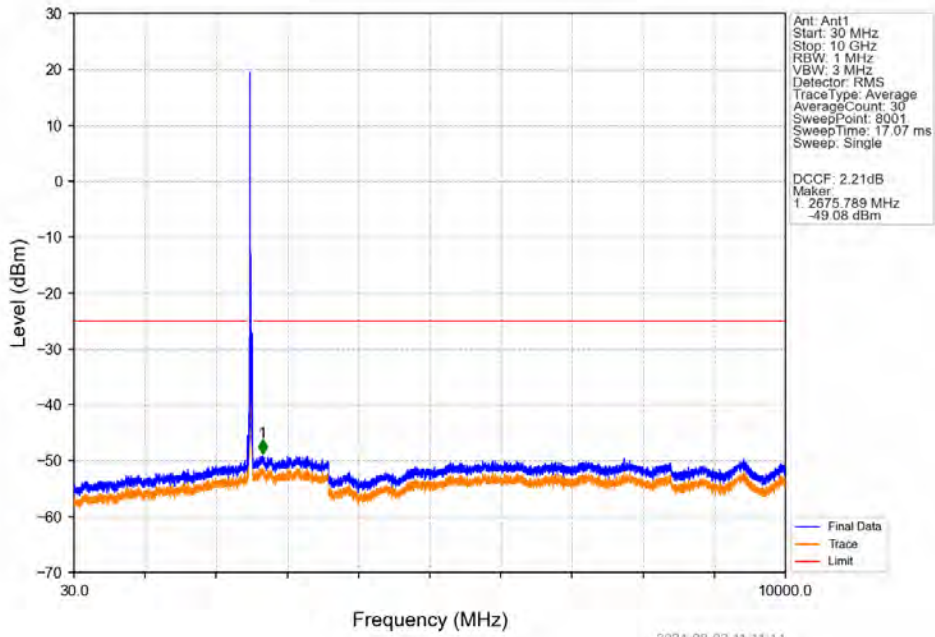
Start (MHz)	Stop (MHz)	RBW (MHz)	Method	Marker No.	Freq (MHz)	Level (dBm)	Limit (dBm)	Result
2660	2690	0.47	/	/	/	/	/	/
2690	2691	0.47	/	1	2690.960	-22.38	-10	Pass
2691	2695	1	CHP	2	2691.520	-21.10	-10	Pass
2695	2700	1	CHP	3	2695.280	-24.08	-13	Pass

Band41_20MHz_16QAM_LCH_2506MHz_RB_1_0_NTNV

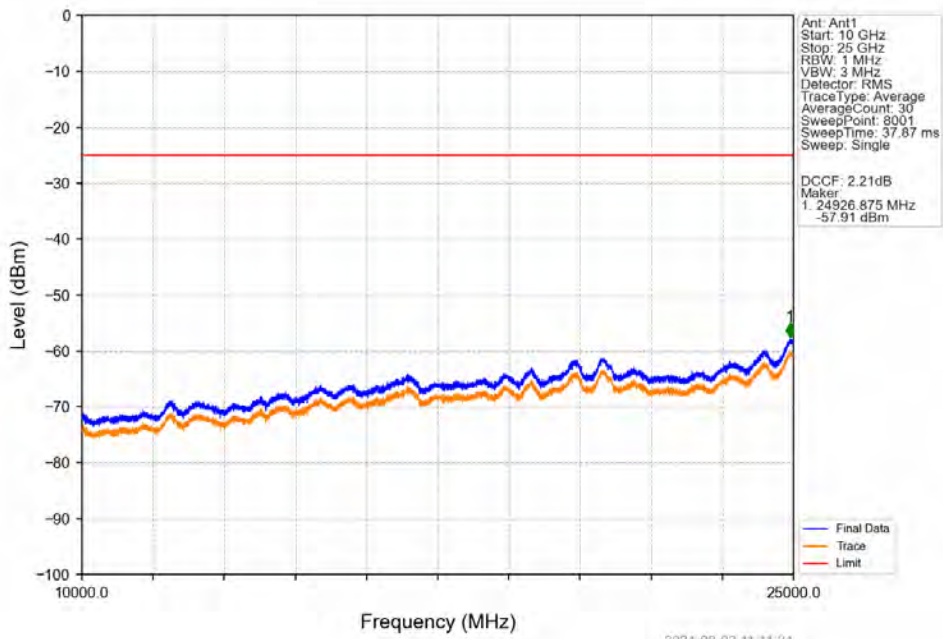


Start (MHz)	Stop (MHz)	RBW (MHz)	Method	Marker No.	Freq (MHz)	Level (dBm)	Limit (dBm)	Result
2485	2491	1	CHP	1	2488.116	-26.89	-13	Pass
2491	2496	1	CHP	2	2494.840	-39.88	-13	Pass
2496	2496	0.43	/	3	2495.988	-18.98	-13	Pass
2496	2526	0.43	/	/	/	/	/	/

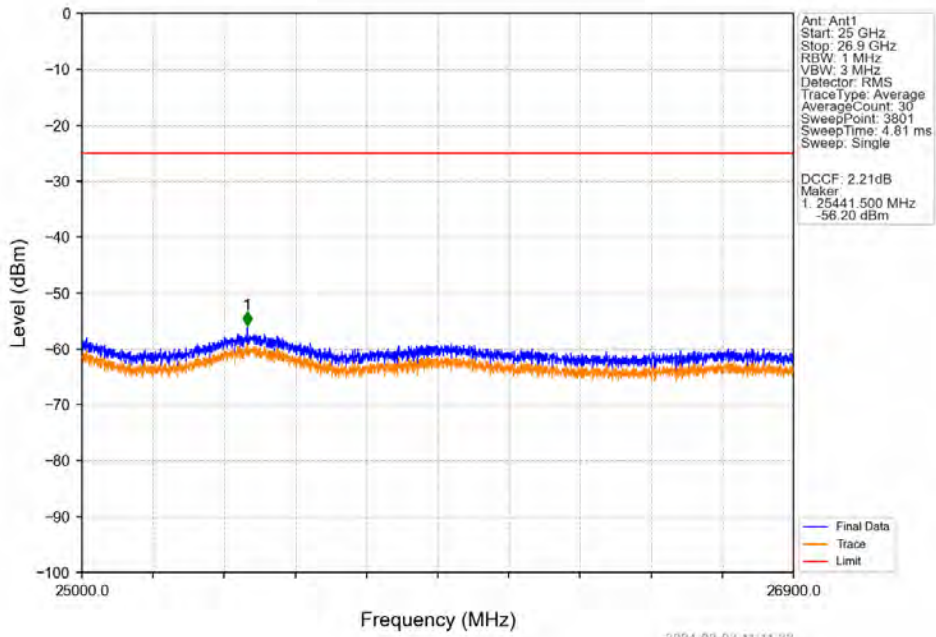
Band41_20MHz_16QAM_LCH_2506MHz_RB_1_0_NTNV



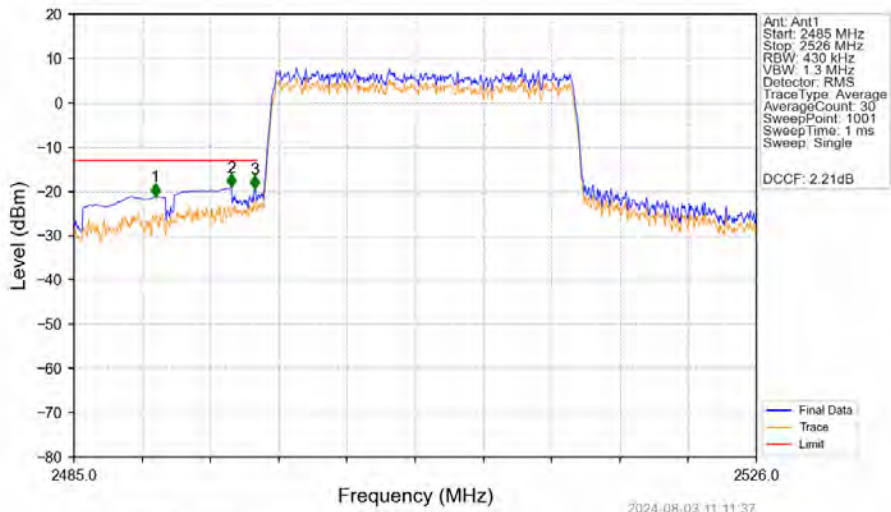
Band41_20MHz_16QAM_LCH_2506MHz_RB_1_0_NTNV



Band41_20MHz_16QAM_LCH_2506MHz_RB_1_0_NTNV

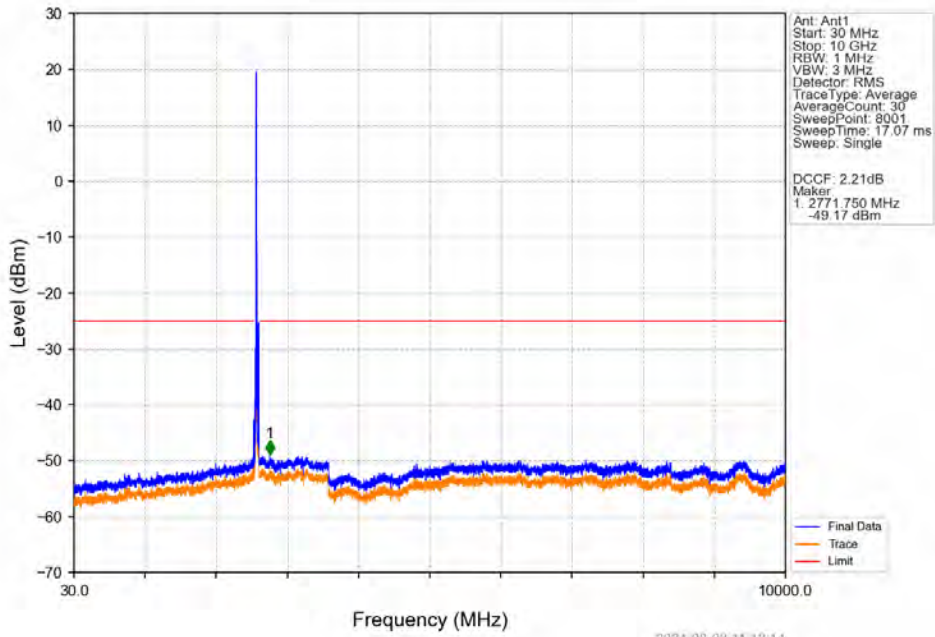


Band41_20MHz_16QAM_LCH_2506MHz_RB_100_0_NTNV

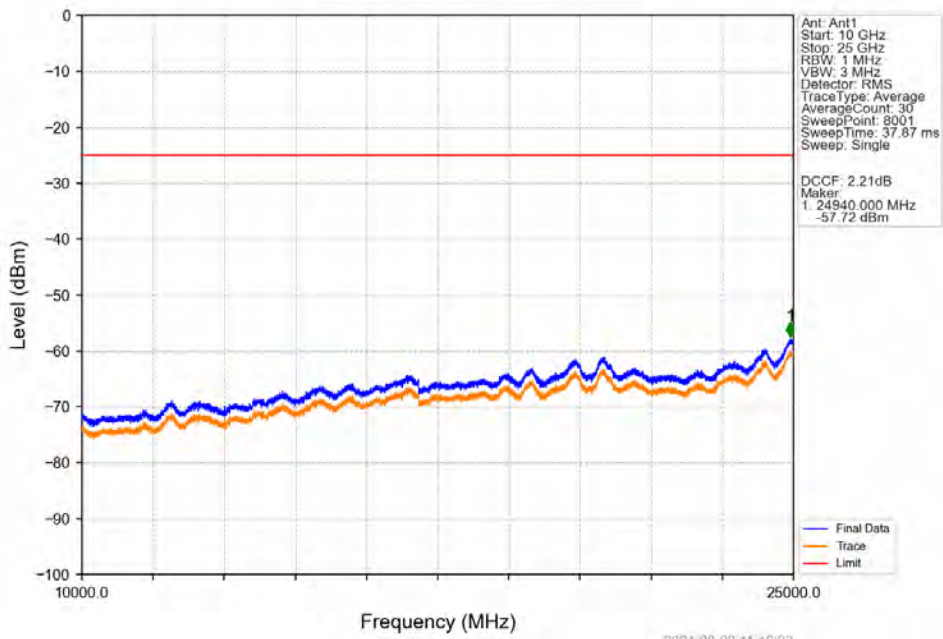


Start (MHz)	Stop (MHz)	RBW (MHz)	Method	Marker No.	Freq (MHz)	Level (dBm)	Limit (dBm)	Result
2485	2491	1	CHP	1	2489.879	-21.20	-13	Pass
2491	2496	1	CHP	2	2494.471	-19.19	-13	Pass
2496	2496	0.43	/	3	2495.865	-19.55	-13	Pass
2496	2526	0.43	/	/	/	/	/	/

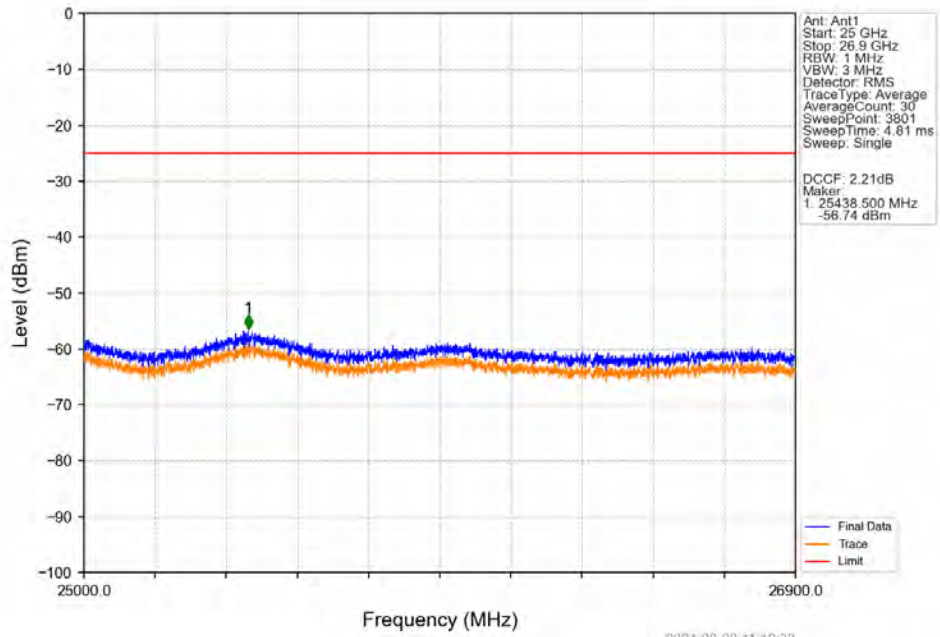
Band41_20MHz_16QAM_MCH_2593MHz_RB_1_0_NTNV



Band41_20MHz_16QAM_MCH_2593MHz_RB_1_0_NTNV

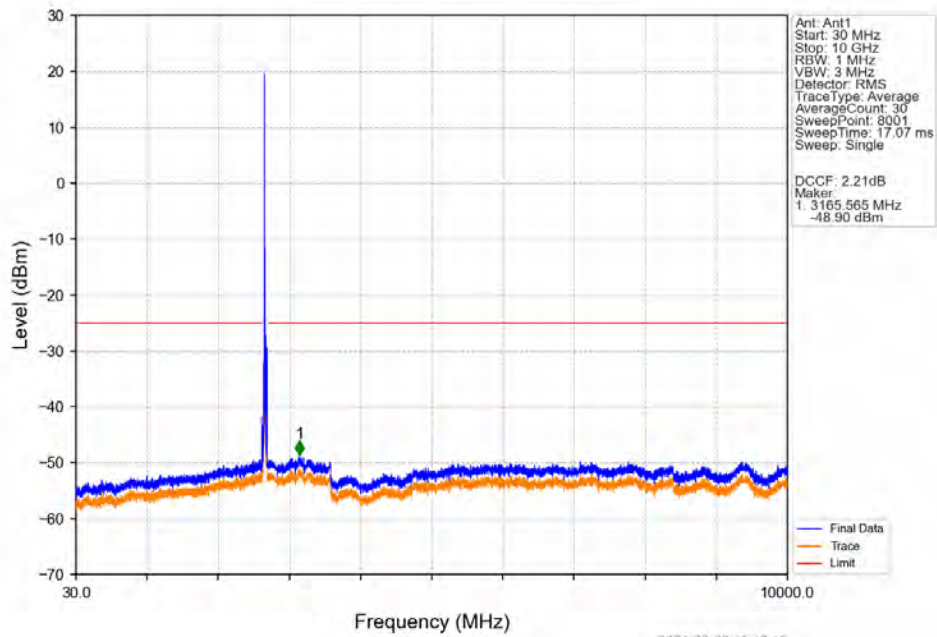


Band41_20MHz_16QAM_MCH_2593MHz_RB_1_0_NTNV



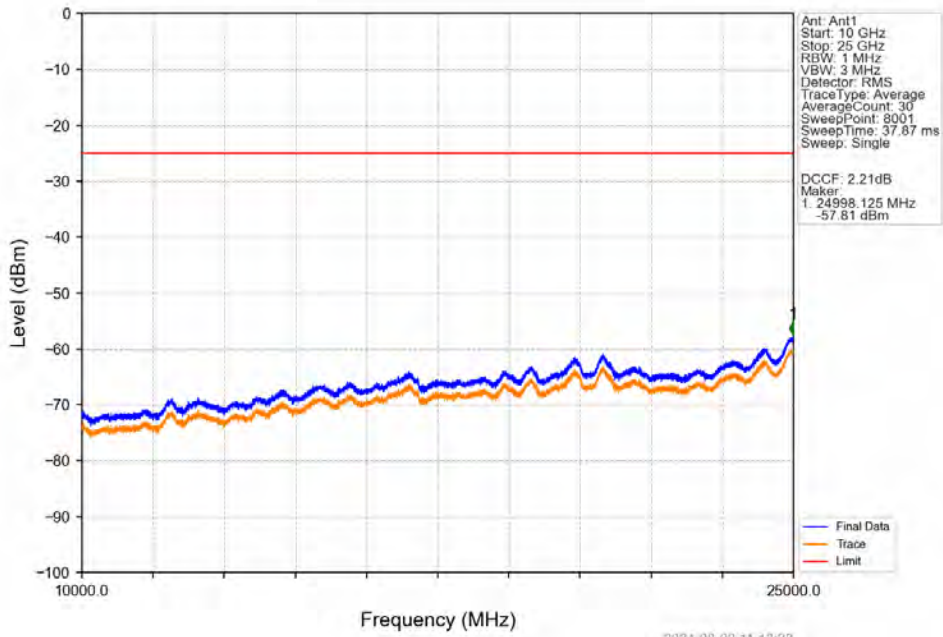
2024-08-09 11:12:32

Band41_20MHz_16QAM_HCH_2680MHz_RB_1_0_NTNV

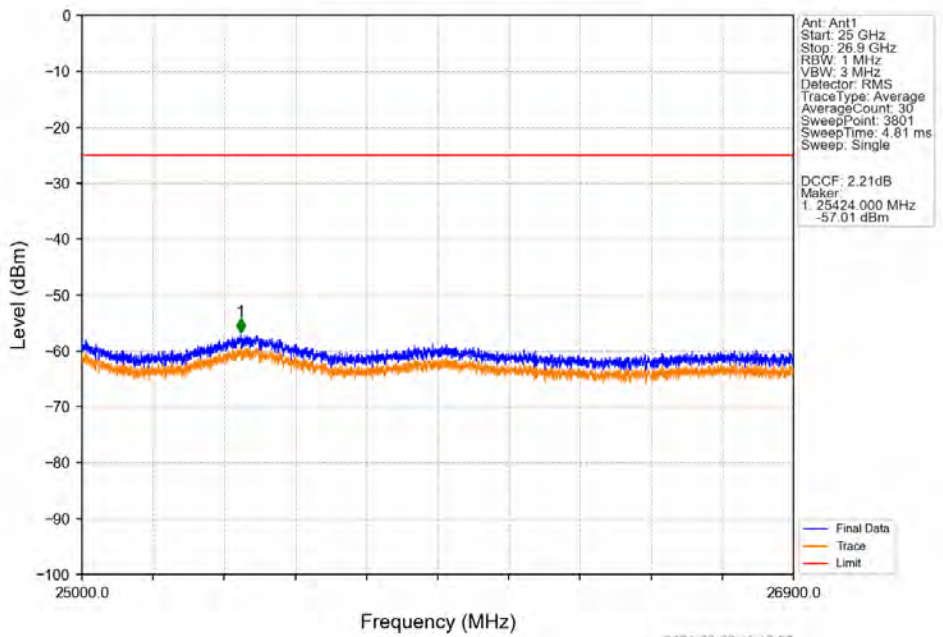


2024-08-09 11:13:19

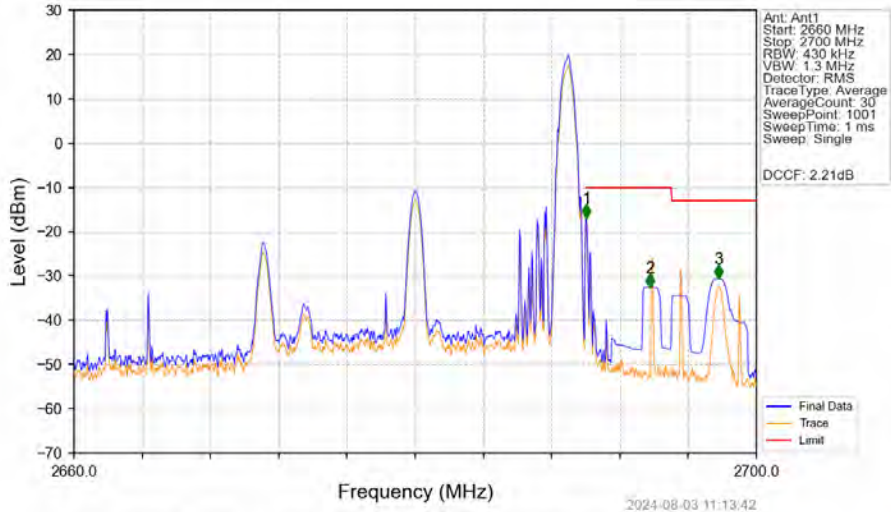
Band41_20MHz_16QAM_HCH_2680MHz_RB_1_0_NTV



Band41_20MHz_16QAM_HCH_2680MHz_RB_1_0_NTV

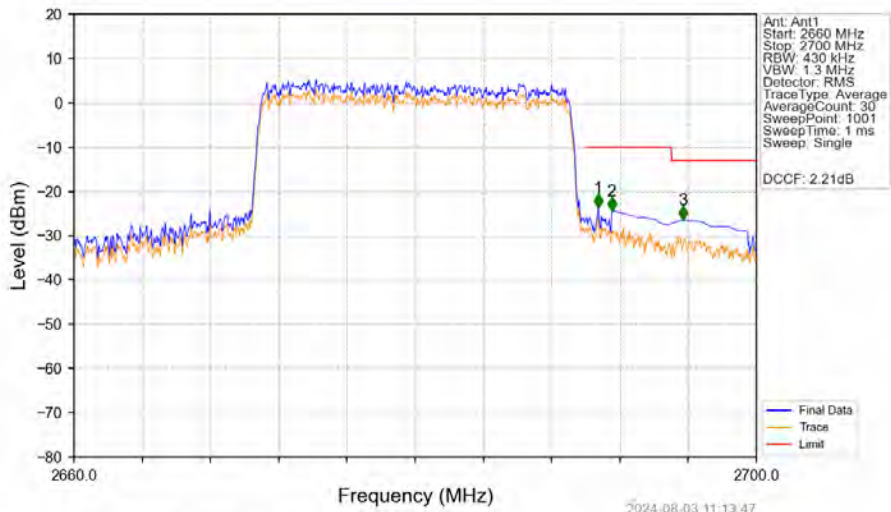


Band41_20MHz_16QAM_HCH_2680MHz_RB_1_99_NTNV



Start (MHz)	Stop (MHz)	RBW (MHz)	Method	Marker No.	Freq (MHz)	Level (dBm)	Limit (dBm)	Result
2660	2690	0.43	/	/	/	/	/	/
2690	2691	0.43	/	1	2690.040	-17.01	-10	Pass
2691	2695	1	CHP	2	2693.760	-32.54	-10	Pass
2695	2700	1	CHP	3	2697.760	-30.57	-13	Pass

Band41_20MHz_16QAM_HCH_2680MHz_RB_100_0_NTNV



Start (MHz)	Stop (MHz)	RBW (MHz)	Method	Marker No.	Freq (MHz)	Level (dBm)	Limit (dBm)	Result
2660	2690	0.43	/	/	/	/	/	/
2690	2691	0.43	/	1	2690.720	-23.73	-10	Pass
2691	2695	1	CHP	2	2691.520	-24.37	-10	Pass
2695	2700	1	CHP	3	2695.680	-26.46	-13	Pass

7. Form731

7.1 Test Result

7.1.1 Form731_Power

Band	BW	Lower Freq	High Freq	MAX Power (W)	Value	Hz/ppm	Emission Designator	Rule Parts	MAX Power (dBm)
41	5	2498.5	2687.5	0.2679	0.0219	ppm	4M57G7D	27M	24.28
41	5	2498.5	2687.5	0.2178	0.0246	ppm	4M56W7D	27M	23.38
41	10	2501	2685	0.2985	0.0109	ppm	9M11G7D	27M	24.75
41	10	2501	2685	0.2228	0.0084	ppm	9M09W7D	27M	23.48
41	15	2503.5	2682.5	0.2742	0.0092	ppm	13M7G7D	27M	24.38
41	15	2503.5	2682.5	0.1782	0.0080	ppm	13M7W7D	27M	22.51
41	20	2506	2680	0.2667	0.0102	ppm	18M3G7D	27M	24.26
41	20	2506	2680	0.1914	0.0069	ppm	18M2W7D	27M	22.82

7.1.2 Form731_EIRP

Band	BW	Lower Freq	High Freq	MAX Power (W)	Value	Hz/ppm	Emission Designator	Rule Parts	MAX Power (dBm)
41	5	2498.5	2687.5	0.4009	0.0219	ppm	4M57G7D	27M	26.03
41	5	2498.5	2687.5	0.3258	0.0246	ppm	4M56W7D	27M	25.13
41	10	2501	2685	0.4467	0.0109	ppm	9M11G7D	27M	26.50
41	10	2501	2685	0.3334	0.0084	ppm	9M09W7D	27M	25.23
41	15	2503.5	2682.5	0.4102	0.0092	ppm	13M7G7D	27M	26.13
41	15	2503.5	2682.5	0.2667	0.0080	ppm	13M7W7D	27M	24.26
41	20	2506	2680	0.3990	0.0102	ppm	18M3G7D	27M	26.01
41	20	2506	2680	0.2864	0.0069	ppm	18M2W7D	27M	24.57