

1. Effective (Isotropic) Radiated Power Output Data

1.1 Band2_EIRP

1.1.1 Test Result

Band: 2									
ENV	Mode		Frequency (MHz)	Conducted Power (dBm)	Gain (dBi)	EIRP (dBm)		Verdict	
	Network	Subset				Result	Limit		
NTNV	RMC	12.2kbps RMC	1852.4	19.24	0.45	19.69	<=33.01	Pass	
			1880	19.63	0.45	20.08	<=33.01	Pass	
			1907.6	19.84	0.45	20.29	<=33.01	Pass	
	HSDPA		Subtest 1	1852.4	17.43	0.45	17.88	<=33.01	Pass
			Subtest 2	1852.4	17.40	0.45	17.85	<=33.01	Pass
			Subtest 3	1852.4	17.37	0.45	17.82	<=33.01	Pass
			Subtest 4	1852.4	17.46	0.45	17.91	<=33.01	Pass
			Subtest 1	1880	17.98	0.45	18.43	<=33.01	Pass
			Subtest 2	1880	17.99	0.45	18.44	<=33.01	Pass
			Subtest 3	1880	17.97	0.45	18.42	<=33.01	Pass
			Subtest 4	1880	17.88	0.45	18.33	<=33.01	Pass
			Subtest 1	1907.6	18.16	0.45	18.61	<=33.01	Pass
			Subtest 2	1907.6	18.16	0.45	18.61	<=33.01	Pass
			Subtest 3	1907.6	18.05	0.45	18.5	<=33.01	Pass
			Subtest 4	1907.6	18.09	0.45	18.54	<=33.01	Pass
	HSUPA		Subtest 1	1852.4	17.63	0.45	18.08	<=33.01	Pass
			Subtest 2	1852.4	17.67	0.45	18.12	<=33.01	Pass
			Subtest 3	1852.4	18.21	0.45	18.66	<=33.01	Pass
			Subtest 4	1852.4	17.93	0.45	18.38	<=33.01	Pass
			Subtest 5	1852.4	18.21	0.45	18.66	<=33.01	Pass
			Subtest 1	1880	18.42	0.45	18.87	<=33.01	Pass
			Subtest 2	1880	18.94	0.45	19.39	<=33.01	Pass
			Subtest 3	1880	18.94	0.45	19.39	<=33.01	Pass
			Subtest 4	1880	18.66	0.45	19.11	<=33.01	Pass
			Subtest 5	1880	18.39	0.45	18.84	<=33.01	Pass
			Subtest 1	1907.6	18.40	0.45	18.85	<=33.01	Pass
			Subtest 2	1907.6	18.41	0.45	18.86	<=33.01	Pass
			Subtest 3	1907.6	18.39	0.45	18.84	<=33.01	Pass
			Subtest 4	1907.6	18.39	0.45	18.84	<=33.01	Pass
			Subtest 5	1907.6	18.42	0.45	18.87	<=33.01	Pass

Note1: EIRP=Conducted Power+Antenna Gain

2. Frequency Stability

2.1 Band2

2.1.1 Test Result

Band: 2							
Network	Frequency (MHz)	Temp. (°C)	Voltage (VDC)	Freq. Error (Hz)	Freq. vs. Rated (ppm)		Verdict
					Result	Limit	
RMC	1852.4	20	3.23	-1.888	-0.0010	-2.5 to 2.5	Pass
			3.8	-0.601	-0.0003	-2.5 to 2.5	Pass
			4.37	-2.303	-0.0012	-2.5 to 2.5	Pass
		-30	3.8	-1.173	-0.0006	-2.5 to 2.5	Pass
		-20	3.8	2.997	0.0016	-2.5 to 2.5	Pass
		-10	3.8	3.297	0.0018	-2.5 to 2.5	Pass
		0	3.8	2.460	0.0013	-2.5 to 2.5	Pass
		10	3.8	4.284	0.0023	-2.5 to 2.5	Pass
		30	3.8	5.085	0.0027	-2.5 to 2.5	Pass
		40	3.8	-7.045	-0.0038	-2.5 to 2.5	Pass
	50	3.8	-6.595	-0.0036	-2.5 to 2.5	Pass	
	1880	20	3.23	3.970	0.0021	-2.5 to 2.5	Pass
			3.8	1.931	0.0010	-2.5 to 2.5	Pass
			4.37	1.087	0.0006	-2.5 to 2.5	Pass
		-30	3.8	-5.085	-0.0027	-2.5 to 2.5	Pass
		-20	3.8	-6.359	-0.0034	-2.5 to 2.5	Pass
		-10	3.8	-3.347	-0.0018	-2.5 to 2.5	Pass
		0	3.8	-6.824	-0.0036	-2.5 to 2.5	Pass
		10	3.8	-5.686	-0.0030	-2.5 to 2.5	Pass
		30	3.8	-5.779	-0.0031	-2.5 to 2.5	Pass
		40	3.8	-4.270	-0.0023	-2.5 to 2.5	Pass
	50	3.8	4.556	0.0024	-2.5 to 2.5	Pass	
	1907.6	20	3.23	-3.755	-0.0020	-2.5 to 2.5	Pass
			3.8	10.521	0.0055	-2.5 to 2.5	Pass
			4.37	0.179	0.0001	-2.5 to 2.5	Pass
		-30	3.8	-0.079	0.0000	-2.5 to 2.5	Pass
		-20	3.8	-0.808	-0.0004	-2.5 to 2.5	Pass
		-10	3.8	1.552	0.0008	-2.5 to 2.5	Pass
		0	3.8	0.815	0.0004	-2.5 to 2.5	Pass
		10	3.8	4.013	0.0021	-2.5 to 2.5	Pass
30		3.8	9.506	0.0050	-2.5 to 2.5	Pass	
40		3.8	1.259	0.0007	-2.5 to 2.5	Pass	
50	3.8	3.955	0.0021	-2.5 to 2.5	Pass		
HSDPA	1852.4	20	3.23	8.783	0.0047	-2.5 to 2.5	Pass
			3.8	11.287	0.0061	-2.5 to 2.5	Pass
			4.37	8.805	0.0048	-2.5 to 2.5	Pass
		-30	3.8	6.223	0.0034	-2.5 to 2.5	Pass
		-20	3.8	10.722	0.0058	-2.5 to 2.5	Pass
		-10	3.8	9.742	0.0053	-2.5 to 2.5	Pass
		0	3.8	8.841	0.0048	-2.5 to 2.5	Pass
		10	3.8	8.590	0.0046	-2.5 to 2.5	Pass
		30	3.8	10.042	0.0054	-2.5 to 2.5	Pass
		40	3.8	9.348	0.0050	-2.5 to 2.5	Pass
	50	3.8	11.108	0.0060	-2.5 to 2.5	Pass	
	1880	20	3.23	12.589	0.0067	-2.5 to 2.5	Pass
			3.8	12.703	0.0068	-2.5 to 2.5	Pass
			4.37	10.643	0.0057	-2.5 to 2.5	Pass
		-30	3.8	7.367	0.0039	-2.5 to 2.5	Pass
-20		3.8	7.503	0.0040	-2.5 to 2.5	Pass	

		-10	3.8	11.094	0.0059	-2.5 to 2.5	Pass		
		0	3.8	9.835	0.0052	-2.5 to 2.5	Pass		
		10	3.8	13.440	0.0071	-2.5 to 2.5	Pass		
		30	3.8	11.365	0.0060	-2.5 to 2.5	Pass		
		40	3.8	10.142	0.0054	-2.5 to 2.5	Pass		
	50	3.8	8.447	0.0045	-2.5 to 2.5	Pass			
	1907.6	20	3.23	5.300	0.0028	-2.5 to 2.5	Pass		
			3.8	5.407	0.0028	-2.5 to 2.5	Pass		
			4.37	5.414	0.0028	-2.5 to 2.5	Pass		
		-30	3.8	5.479	0.0029	-2.5 to 2.5	Pass		
		-20	3.8	3.734	0.0020	-2.5 to 2.5	Pass		
		-10	3.8	4.549	0.0024	-2.5 to 2.5	Pass		
		0	3.8	6.216	0.0033	-2.5 to 2.5	Pass		
		10	3.8	4.914	0.0026	-2.5 to 2.5	Pass		
		30	3.8	6.022	0.0032	-2.5 to 2.5	Pass		
		40	3.8	4.191	0.0022	-2.5 to 2.5	Pass		
		50	3.8	4.263	0.0022	-2.5 to 2.5	Pass		
		HSUPA	1852.4	20	3.23	-16.422	-0.0089	-2.5 to 2.5	Pass
					3.8	-17.381	-0.0094	-2.5 to 2.5	Pass
4.37					-14.184	-0.0077	-2.5 to 2.5	Pass	
-30	3.8			-9.627	-0.0052	-2.5 to 2.5	Pass		
-20	3.8			-13.418	-0.0072	-2.5 to 2.5	Pass		
-10	3.8			-15.228	-0.0082	-2.5 to 2.5	Pass		
0	3.8			-12.760	-0.0069	-2.5 to 2.5	Pass		
10	3.8			-12.882	-0.0070	-2.5 to 2.5	Pass		
30	3.8			-12.059	-0.0065	-2.5 to 2.5	Pass		
40	3.8			-15.371	-0.0083	-2.5 to 2.5	Pass		
50	3.8			-15.121	-0.0082	-2.5 to 2.5	Pass		
1880	20			3.23	-16.630	-0.0088	-2.5 to 2.5	Pass	
				3.8	-11.072	-0.0059	-2.5 to 2.5	Pass	
				4.37	-9.556	-0.0051	-2.5 to 2.5	Pass	
	-30		3.8	-11.044	-0.0059	-2.5 to 2.5	Pass		
	-20		3.8	-12.960	-0.0069	-2.5 to 2.5	Pass		
-10	3.8		-16.043	-0.0085	-2.5 to 2.5	Pass			
0	3.8		-13.926	-0.0074	-2.5 to 2.5	Pass			
10	3.8		-14.484	-0.0077	-2.5 to 2.5	Pass			
30	3.8	-12.925	-0.0069	-2.5 to 2.5	Pass				
40	3.8	-12.002	-0.0064	-2.5 to 2.5	Pass				
50	3.8	-11.494	-0.0061	-2.5 to 2.5	Pass				
1907.6	20	3.23	-12.095	-0.0063	-2.5 to 2.5	Pass			
		3.8	-10.579	-0.0055	-2.5 to 2.5	Pass			
		4.37	-10.557	-0.0055	-2.5 to 2.5	Pass			
	-30	3.8	-8.218	-0.0043	-2.5 to 2.5	Pass			
	-20	3.8	-12.503	-0.0066	-2.5 to 2.5	Pass			
	-10	3.8	-11.623	-0.0061	-2.5 to 2.5	Pass			
	0	3.8	-10.600	-0.0056	-2.5 to 2.5	Pass			
	10	3.8	-13.862	-0.0073	-2.5 to 2.5	Pass			
	30	3.8	-11.237	-0.0059	-2.5 to 2.5	Pass			
	40	3.8	-9.692	-0.0051	-2.5 to 2.5	Pass			
50	3.8	-9.627	-0.0050	-2.5 to 2.5	Pass				

3. Modulation Characteristics

3.1 Band2

3.1.1 Test Result

Band: 2						
ENV	Mode		Frequency (MHz)	Modulation Characteristics		Verdict
	Network	Subset		Result	Limit	
NTNV	RMC	12.2kbps RMC	1880	Refer To Test Graph		Pass
	HSDPA	Subtest 1	1880	Refer To Test Graph		Pass
	HSUPA	Subtest 1	1880	Refer To Test Graph		Pass

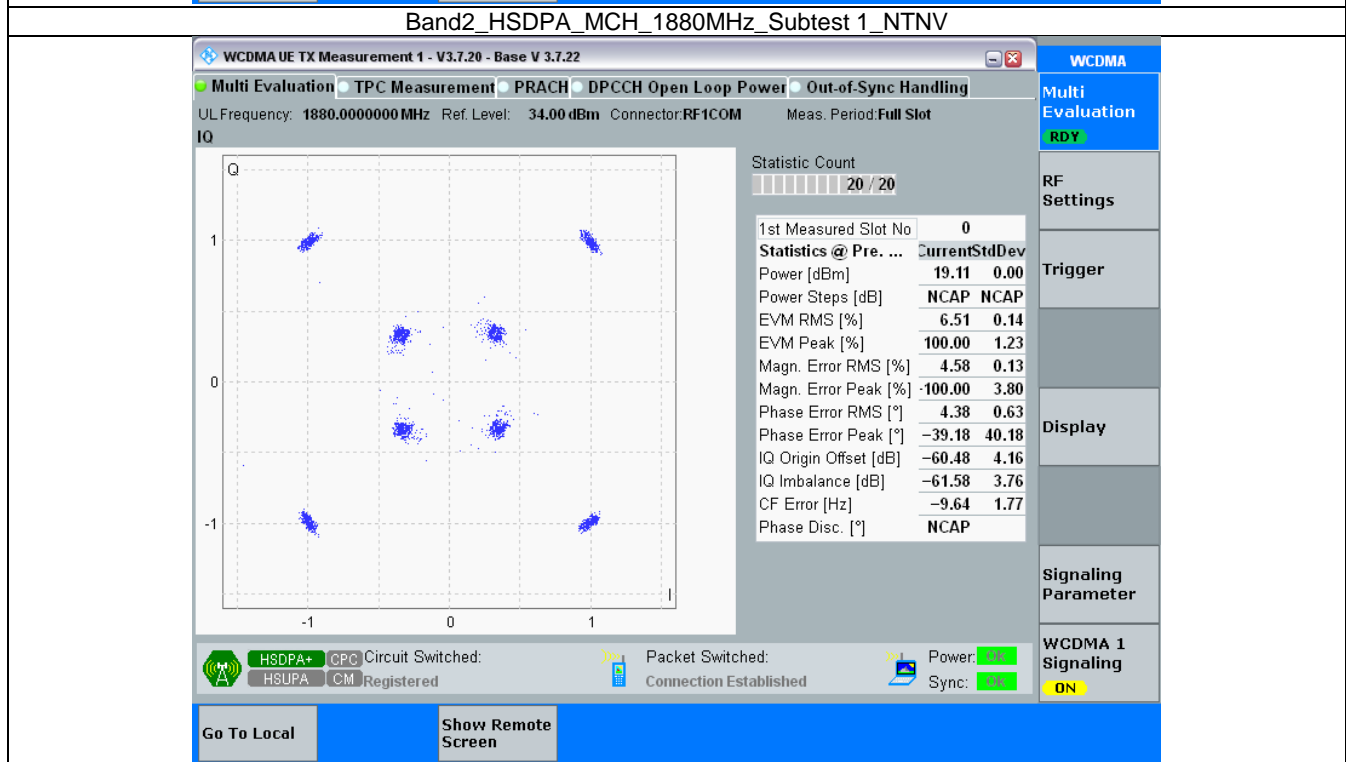
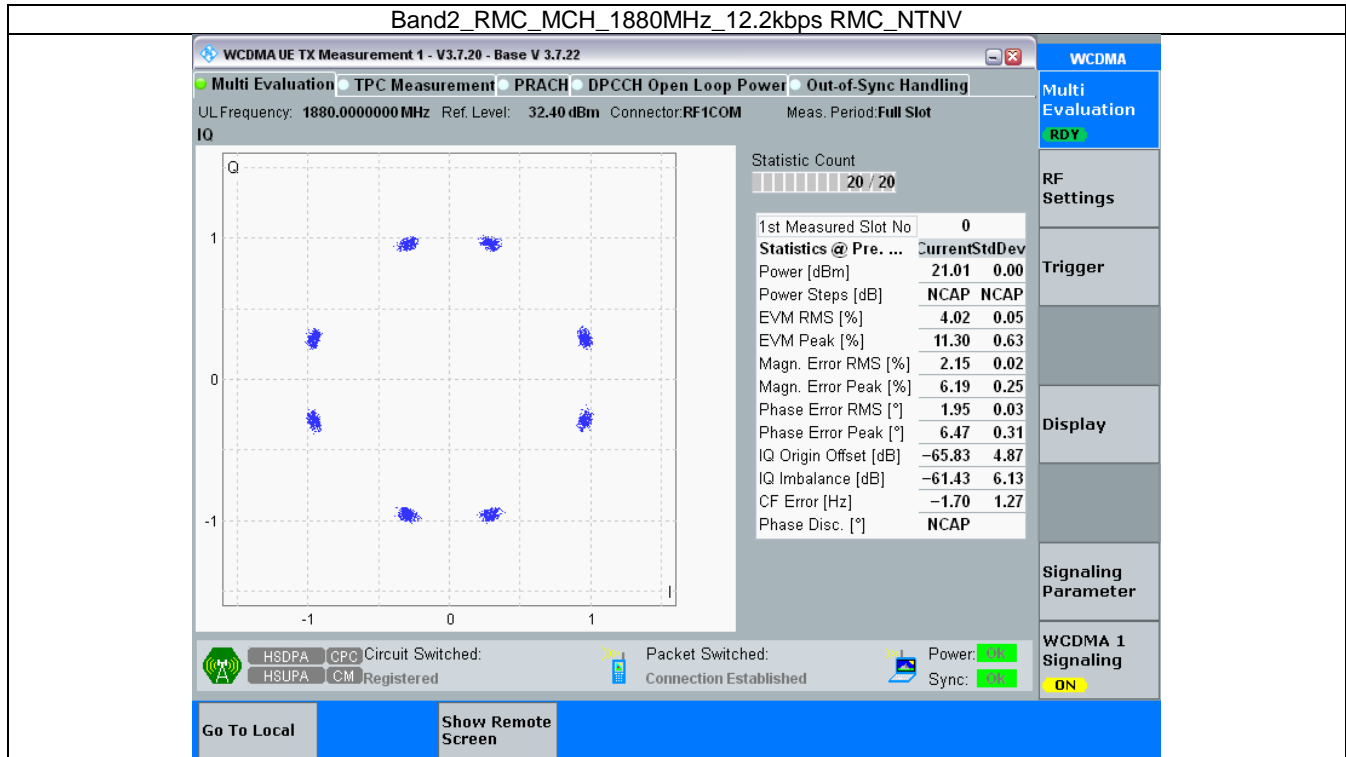
3. Modulation Characteristics

3.1 Band2

3.1.1 Test Result

Band: 2						
ENV	Mode		Frequency (MHz)	Modulation Characteristics		Verdict
	Network	Subset		Result	Limit	
NTNV	RMC	12.2kbps RMC	1880	Refer To Test Graph		Pass
	HSDPA	Subtest 1	1880	Refer To Test Graph		Pass
	HSUPA	Subtest 1	1880	Refer To Test Graph		Pass

3.1.2 Test Graph



Band2_HSUPA_MCH_1880MHz_Subtest 1_NTNV

WCDMA UE TX Measurement 1 - V3.7.20 - Base V 3.7.22
WCDMA

Multi Evaluation
 TPC Measurement
 PRACH
 DPCCH Open Loop Power
 Out-of-Sync Handling

Multi Evaluation

UL Frequency: 1880.000000 MHz Ref. Level: 34.00 dBm Connector: RF1COM Meas. Period: Full Slot
RDY

Statistic Count
20 / 20

Statistics @ Pre. ...		Current	StdDev
Power [dBm]	19.20	2.38	
Power Steps [dB]	NCAP	NCAP	
EVM RMS [%]	6.59	3.16	
EVM Peak [%]	100.00	43.10	
Magn. Error RMS [%]	4.76	2.08	
Magn. Error Peak [%]	100.00	44.90	
Phase Error RMS [°]	4.36	1.08	
Phase Error Peak [°]	67.85	26.74	
IQ Origin Offset [dB]	-53.85	4.94	
IQ Imbalance [dB]	-61.82	4.49	
CF Error [Hz]	-1.44	6.28	
Phase Disc. [°]	NCAP		

HSDPA+
 CPC
 Circuit Switched:

HSUPA
 CM
 Registered

Packet Switched:
 Connection Established

Power: 53%

Sync: 100%

Go To Local

Show Remote Screen

WCDMA 1 Signaling ON

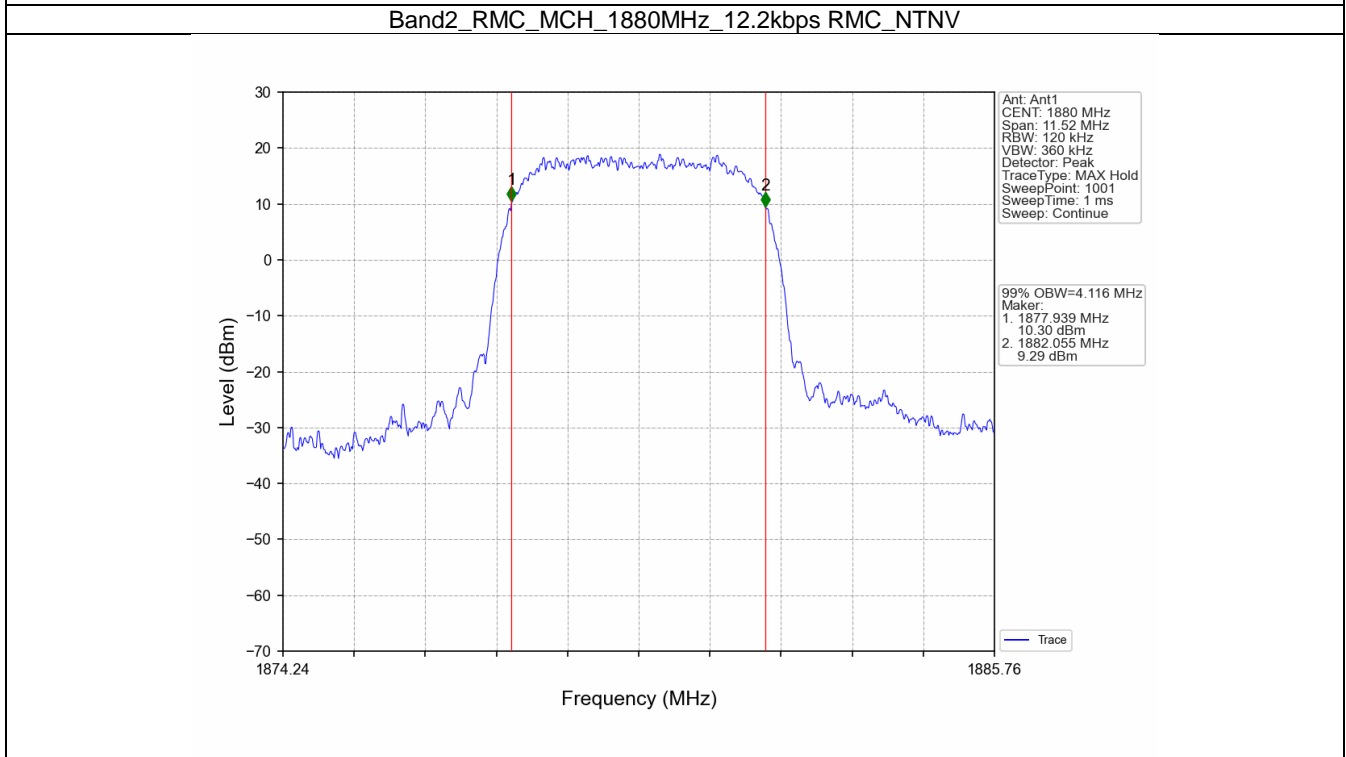
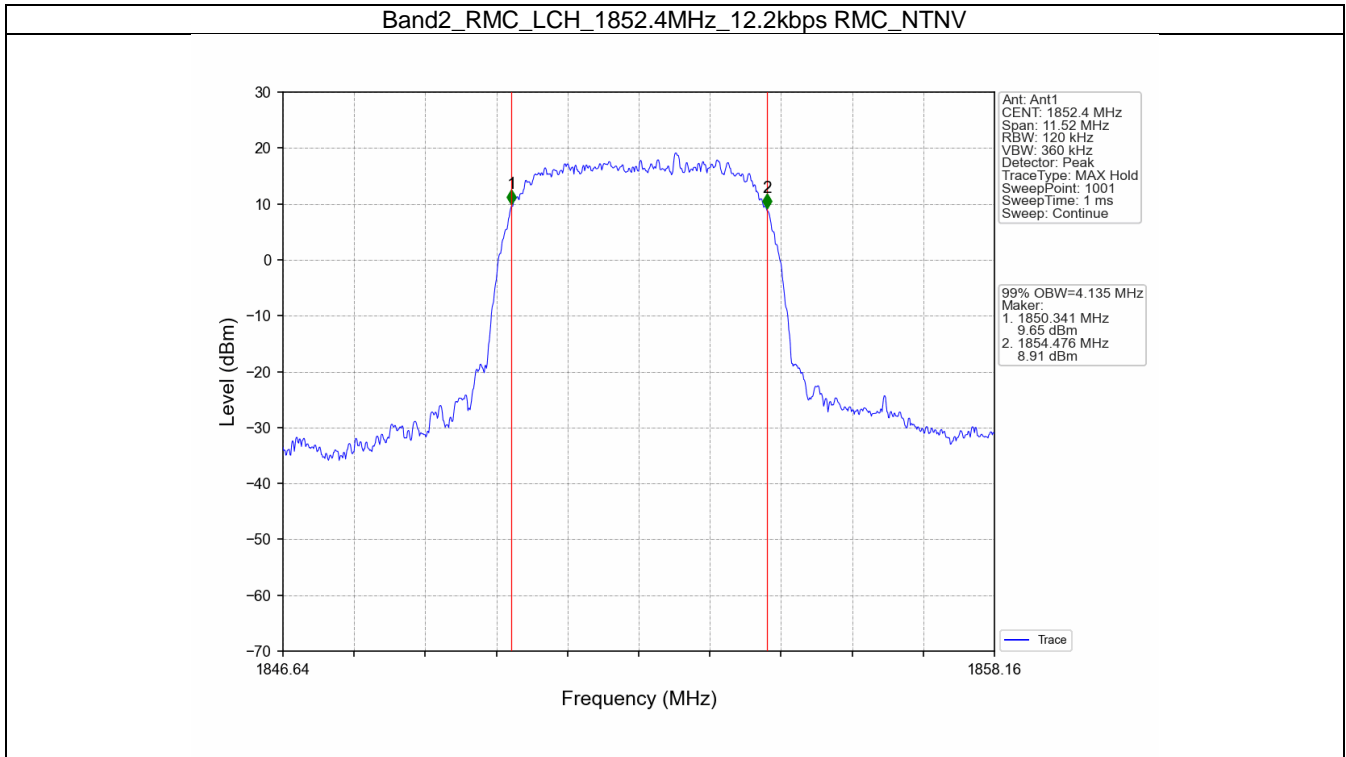
4. 99% & 26dB Bandwidth

4.1 Band2_OBW

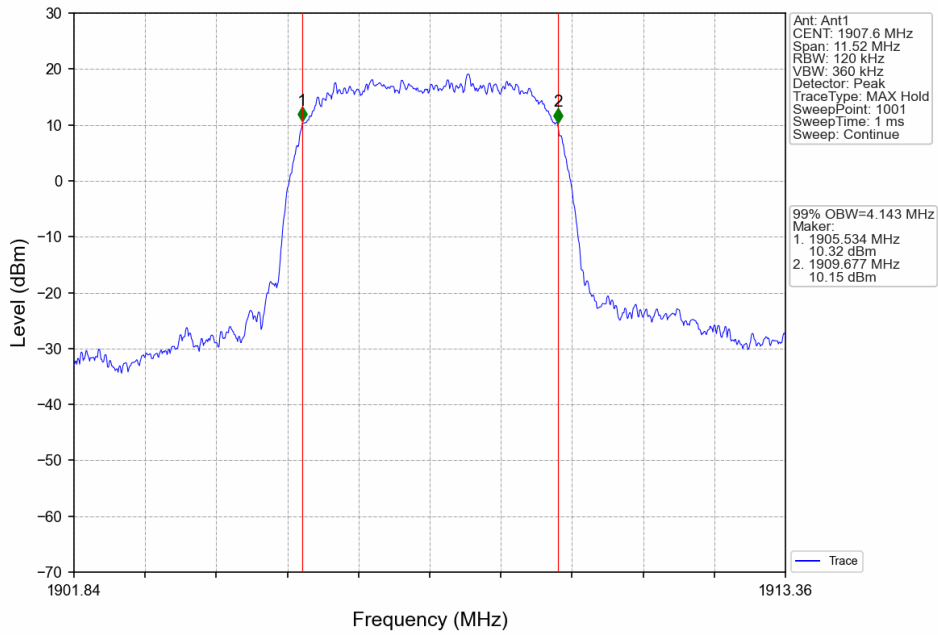
4.1.1 Test Result

Band: 2						
ENV	Mode		Frequency (MHz)	99% Occupied Bandwidth (MHz)		Verdict
	Network	Subset		Result	Limit	
NTNV	RMC	12.2kbps RMC	1852.4	4.135	/	Pass
			1880	4.116	/	Pass
			1907.6	4.143	/	Pass
	HSDPA	Subtest 1	1852.4	4.192	/	Pass
			1880	4.187	/	Pass
			1907.6	4.199	/	Pass
	HSUPA	Subtest 1	1852.4	4.187	/	Pass
			1880	4.193	/	Pass
			1907.6	4.183	/	Pass

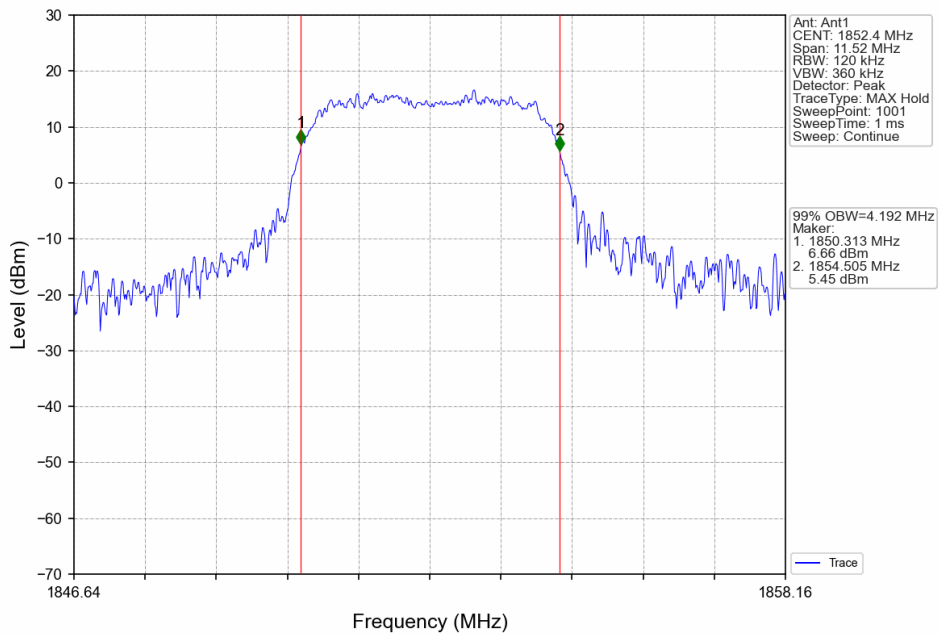
4.1.2 Test Graph



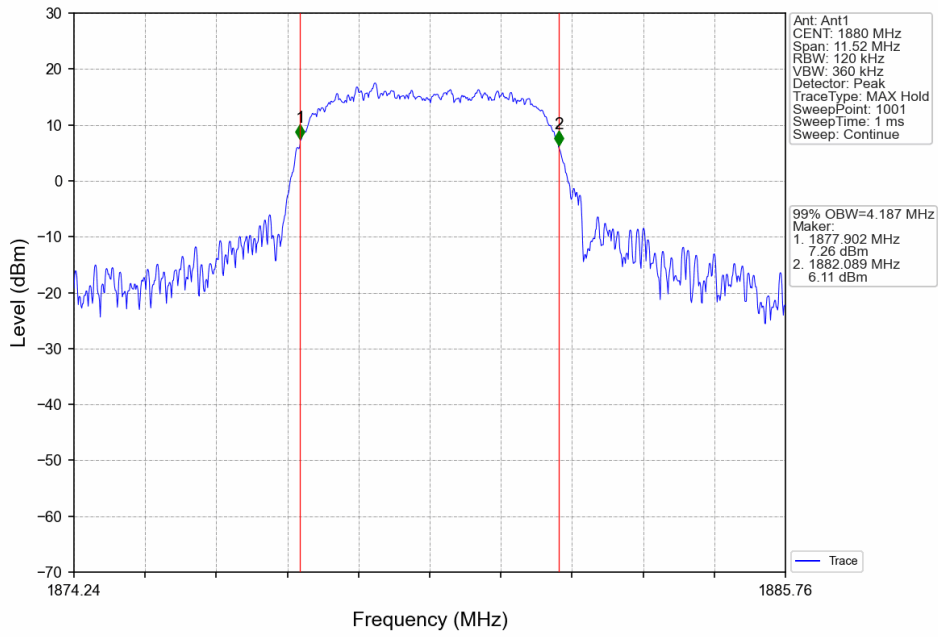
Band2_RMC_HCH_1907.6MHz_12.2kbps RMC_NTNV



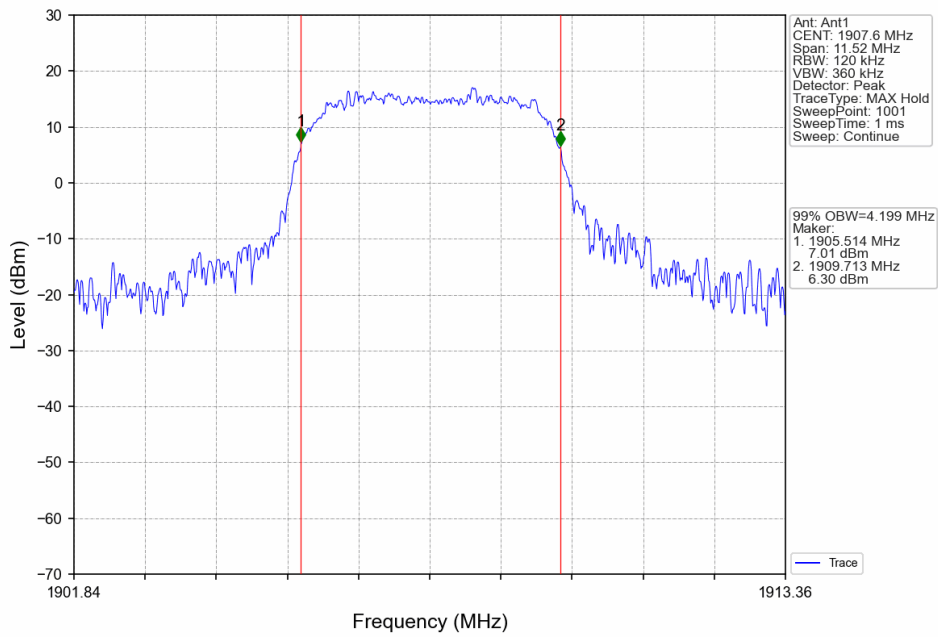
Band2_HSDPA_LCH_1852.4MHz_Subtest 1_NTNV



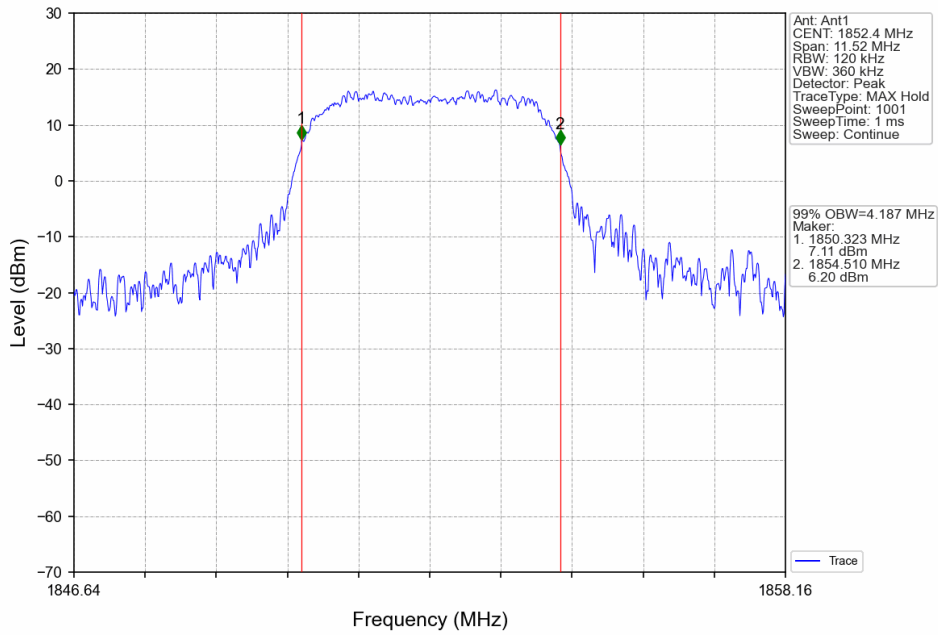
Band2_HSDPA_MCH_1880MHz_Subtest 1_NTNV



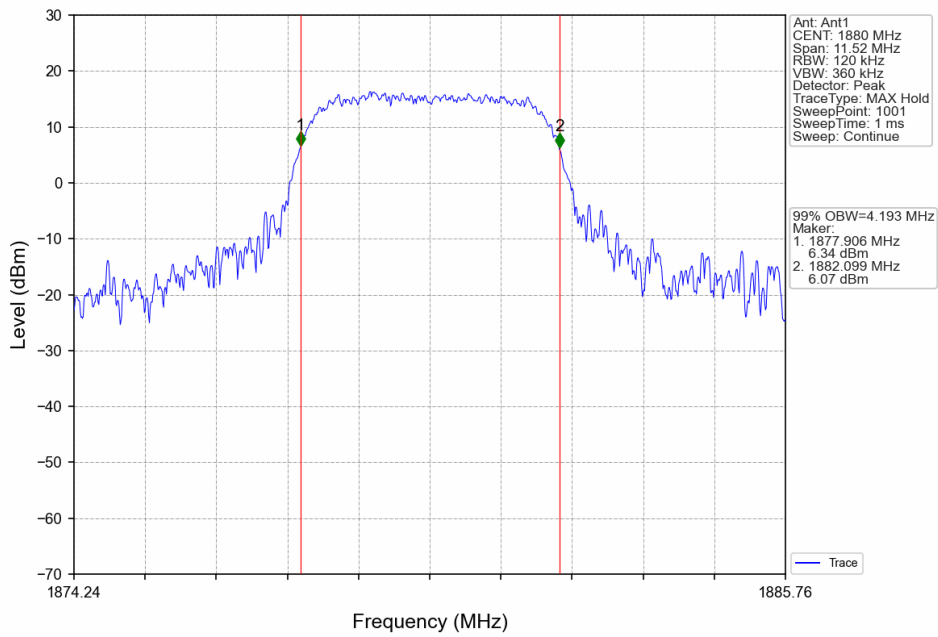
Band2_HSDPA_HCH_1907.6MHz_Subtest 1_NTNV



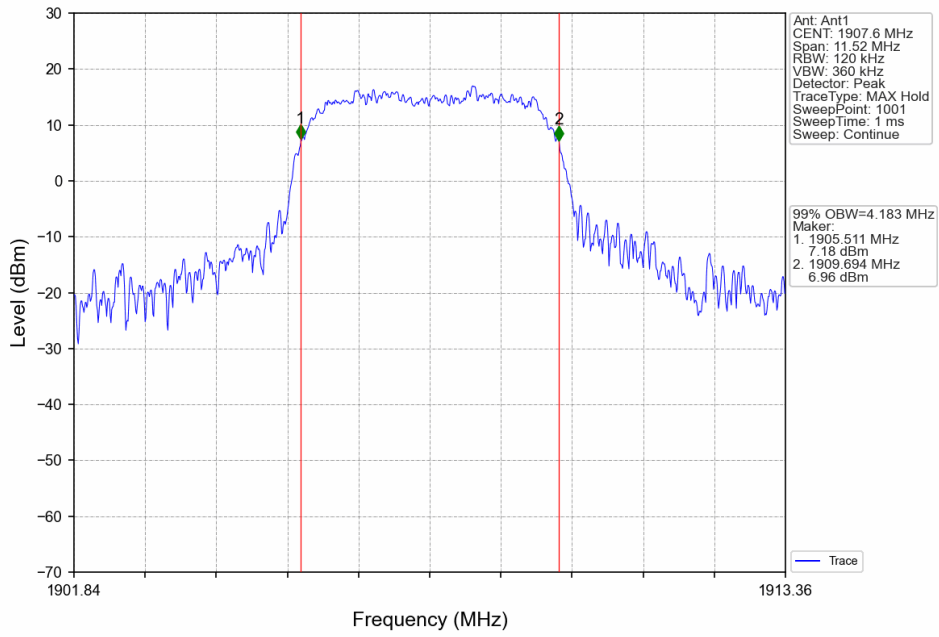
Band2_HSUPA_LCH_1852.4MHz_Subtest 1_NTNV



Band2_HSUPA_MCH_1880MHz_Subtest 1_NTNV



Band2_HSUPA_HCH_1907.6MHz_Subtest 1_NTNV

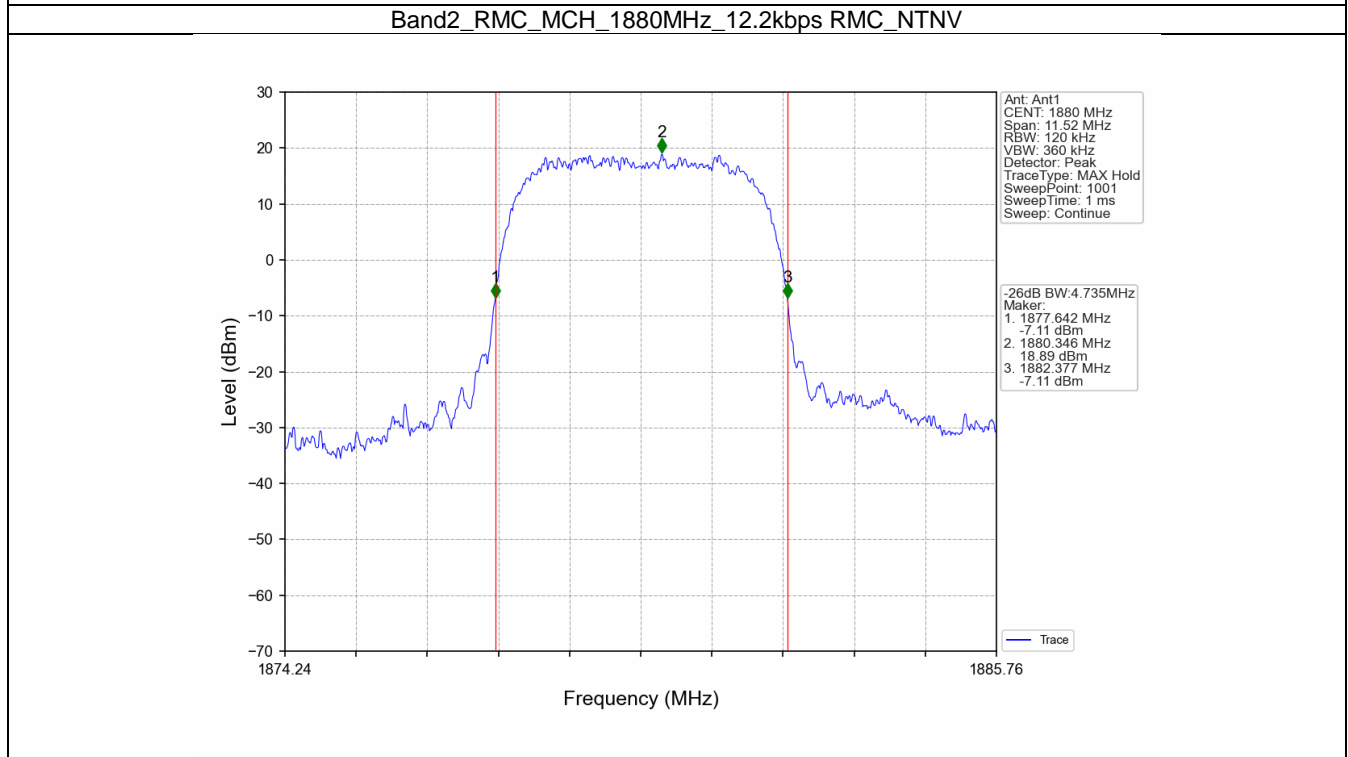
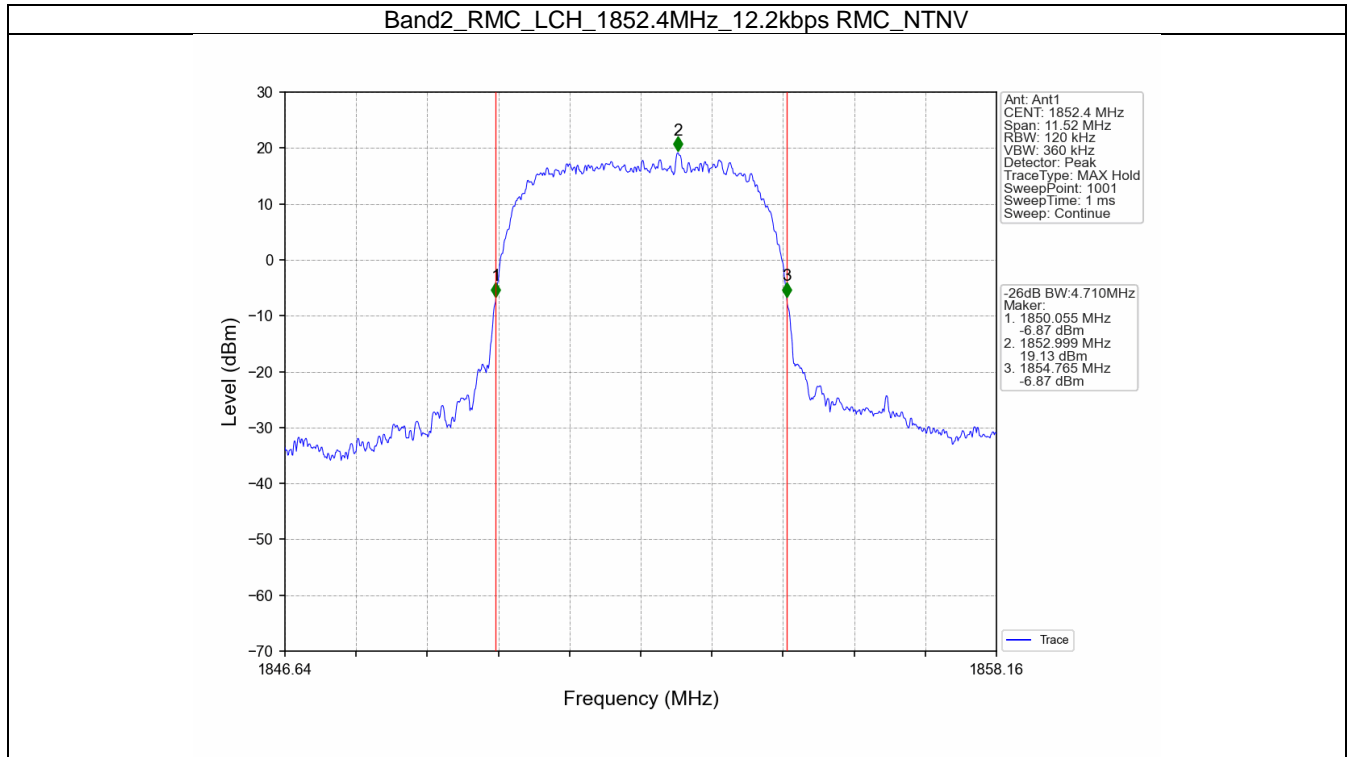


4.2 Band2_XDB

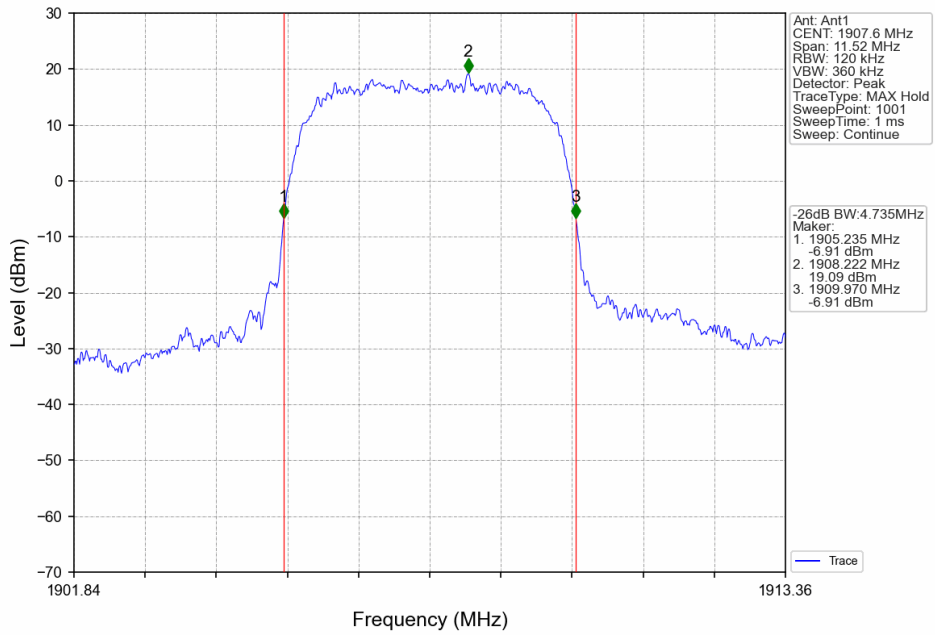
4.2.1 Test Result

Band: 2						
ENV	Mode		Frequency (MHz)	26dB Bandwidth (MHz)		Verdict
	Network	Subset		Result	Limit	
NTNV	RMC	12.2kbps RMC	1852.4	4.710	/	Pass
			1880	4.735	/	Pass
			1907.6	4.735	/	Pass
	HSDPA	Subtest 1	1852.4	5.731	/	Pass
			1880	6.230	/	Pass
			1907.6	5.544	/	Pass
	HSUPA	Subtest 1	1852.4	6.095	/	Pass
			1880	5.834	/	Pass
			1907.6	5.711	/	Pass

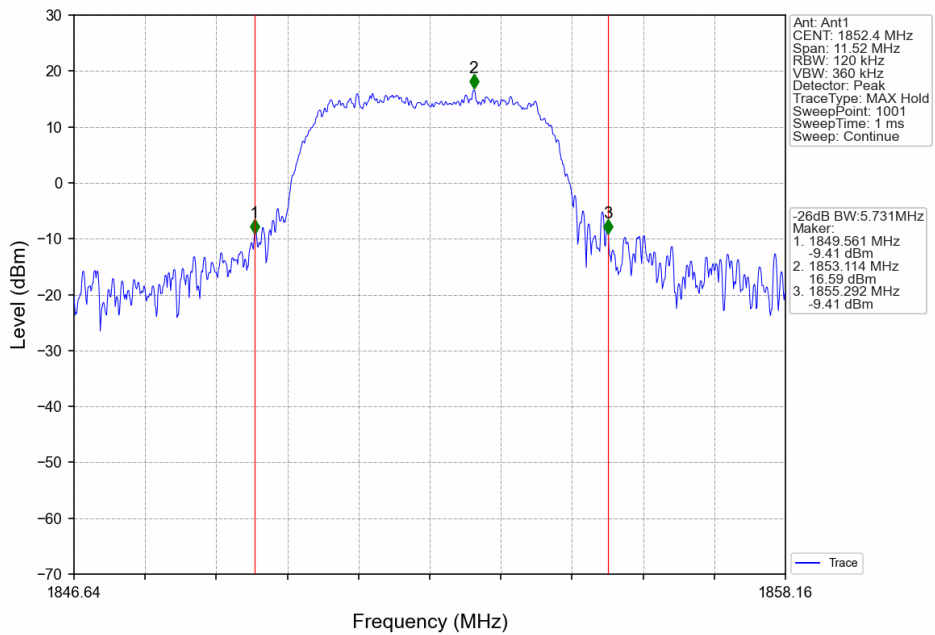
4.2.2 Test Graph



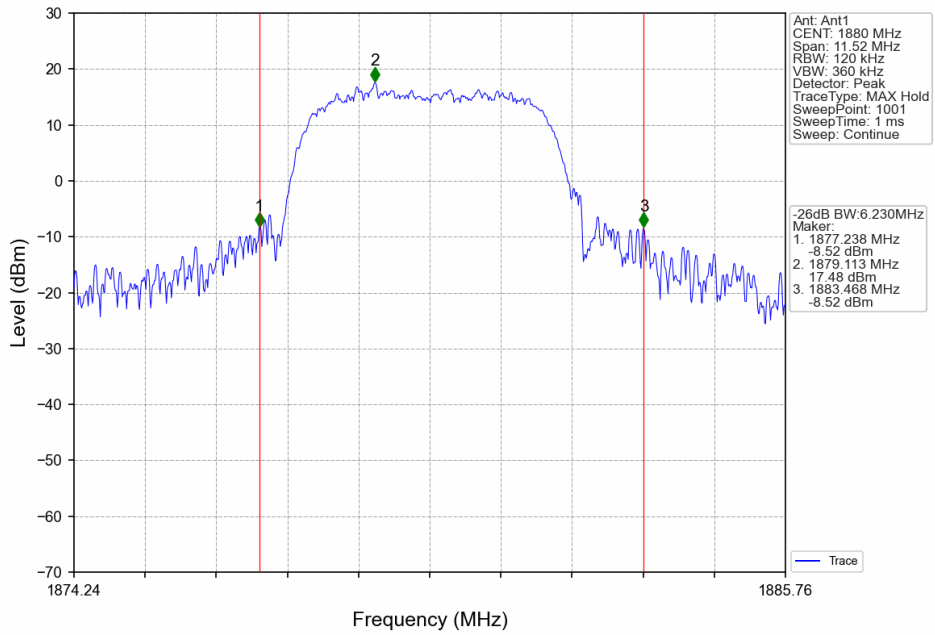
Band2_RMC_HCH_1907.6MHz_12.2kbps RMC_NTNV



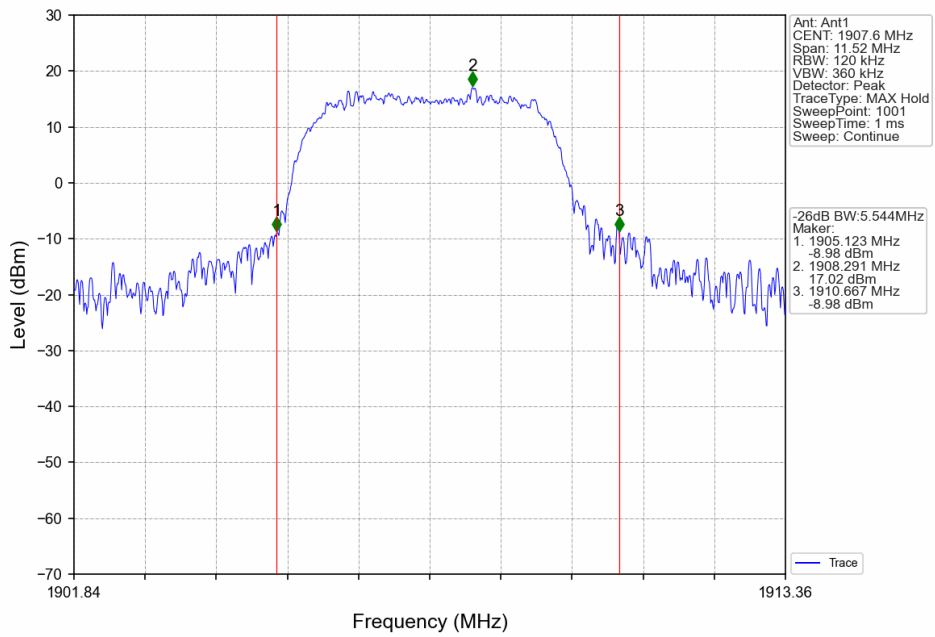
Band2_HSDPA_LCH_1852.4MHz_Subtest 1_NTNV



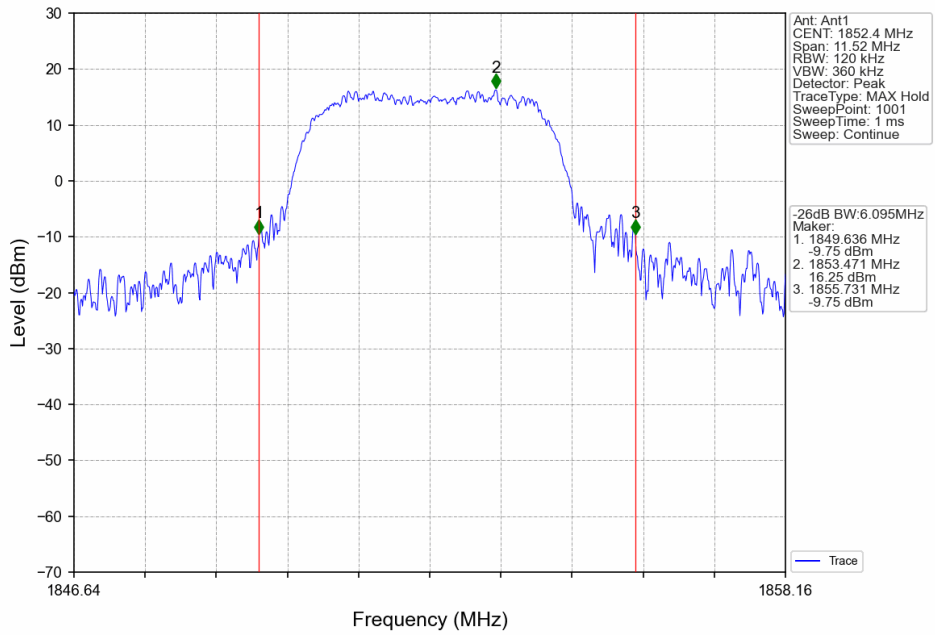
Band2_HSDPA_MCH_1880MHz_Subtest 1_NTNV



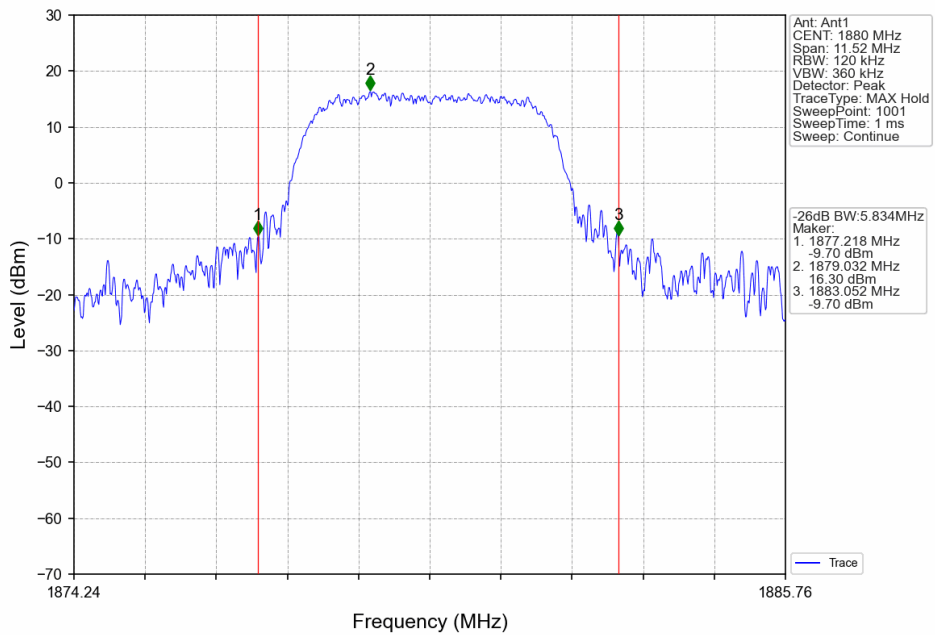
Band2_HSDPA_HCH_1907.6MHz_Subtest 1_NTNV



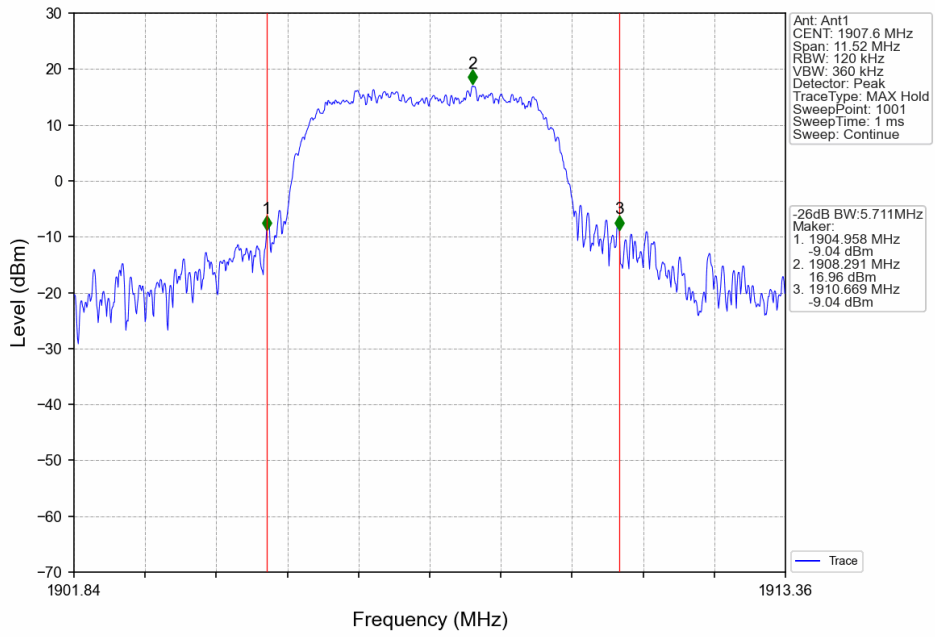
Band2_HSUPA_LCH_1852.4MHz_Subtest 1_NTNV



Band2_HSUPA_MCH_1880MHz_Subtest 1_NTNV



Band2_HSUPA_HCH_1907.6MHz_Subtest 1_NTNV



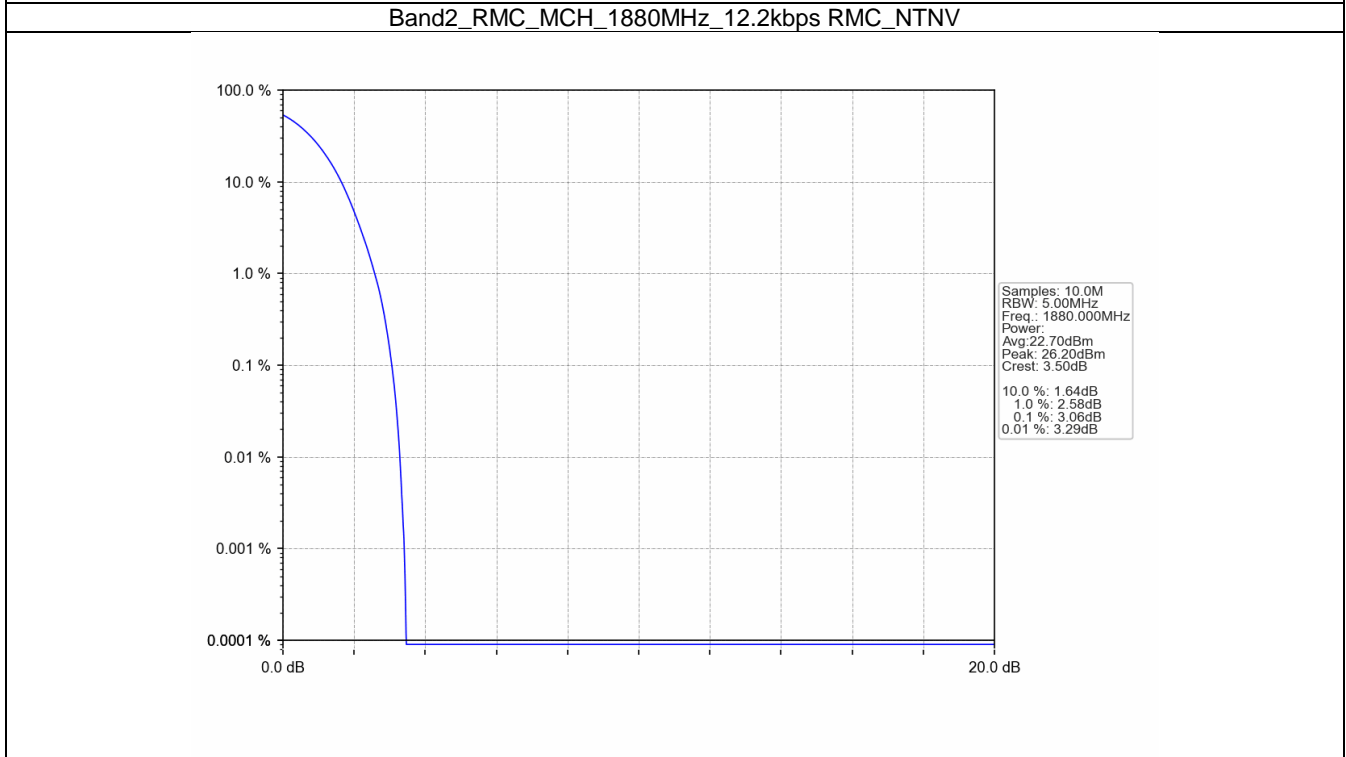
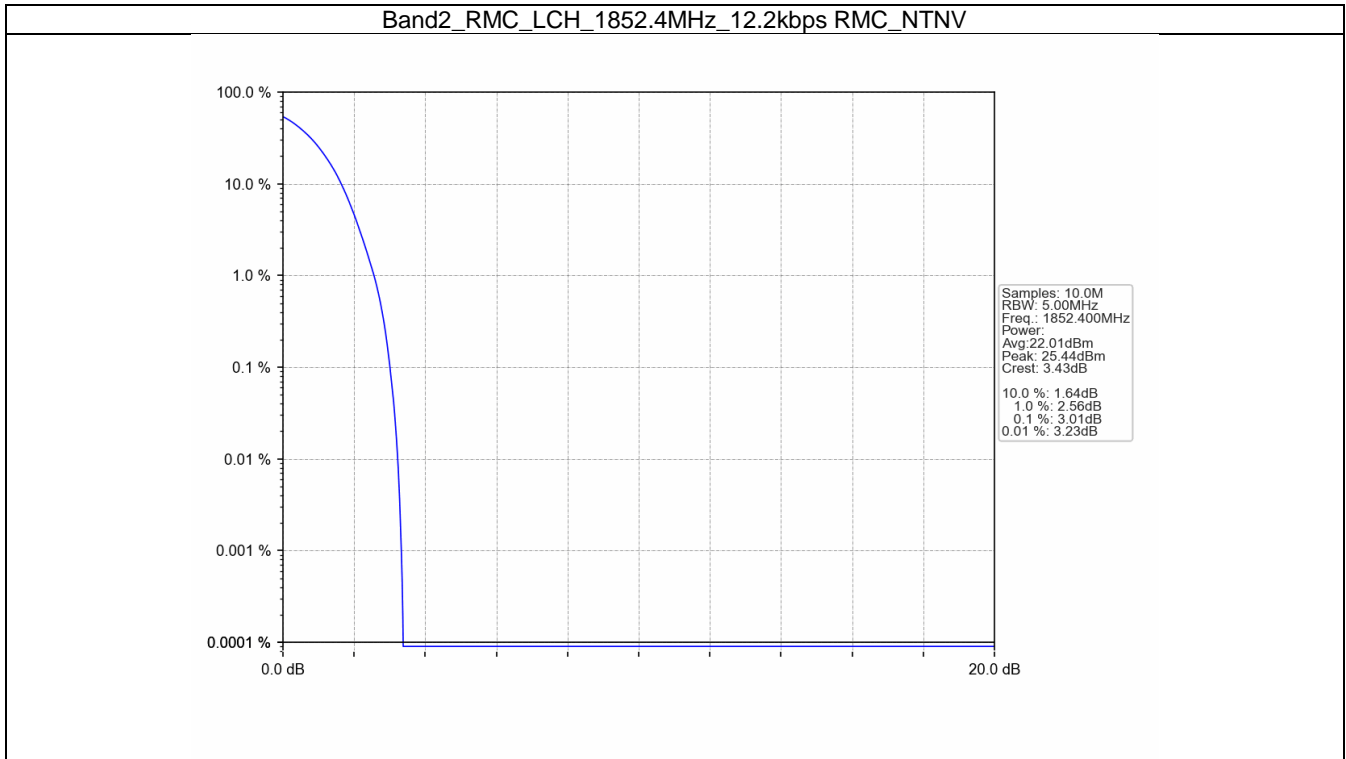
5. Peak-Average Ratio

5.1 Band2

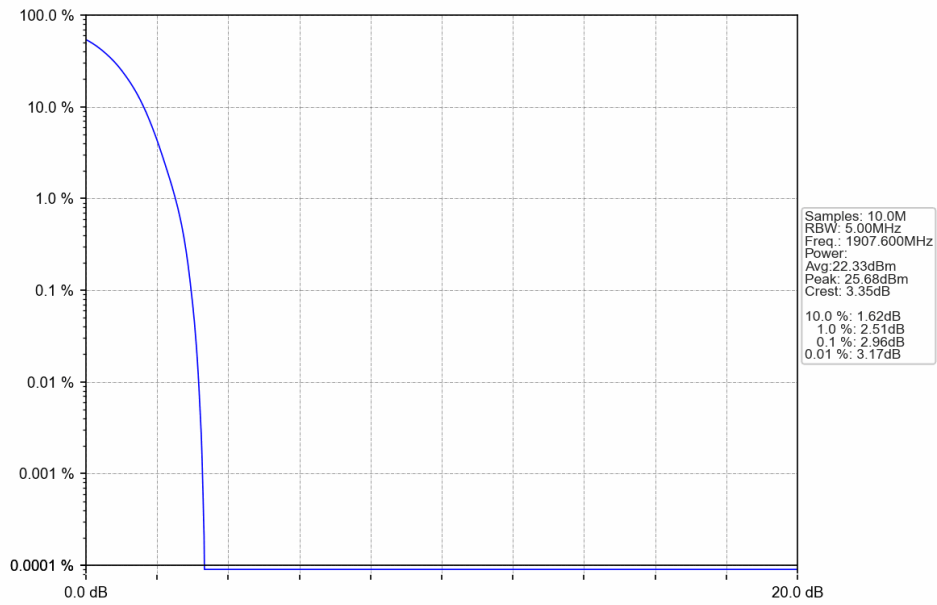
5.1.1 Test Result

Band: 2						
ENV	Mode		Frequency (MHz)	Peak-Average Ratio (dB)		Verdict
	Network	Subset		Result	Limit	
NTNV	RMC	12.2kbps RMC	1852.4	3.01	<=13	Pass
			1880	3.06	<=13	Pass
			1907.6	2.96	<=13	Pass
	HSDPA	Subtest 1	1852.4	5.63	<=13	Pass
			1880	5.62	<=13	Pass
			1907.6	5.57	<=13	Pass
	HSUPA	Subtest 1	1852.4	5.58	<=13	Pass
			1880	5.70	<=13	Pass
			1907.6	5.68	<=13	Pass

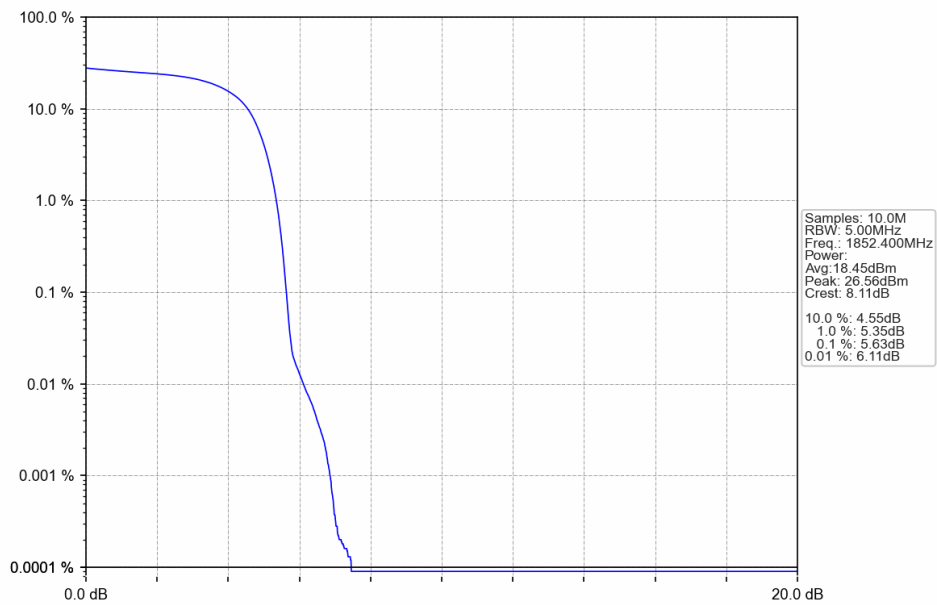
5.1.2 Test Graph



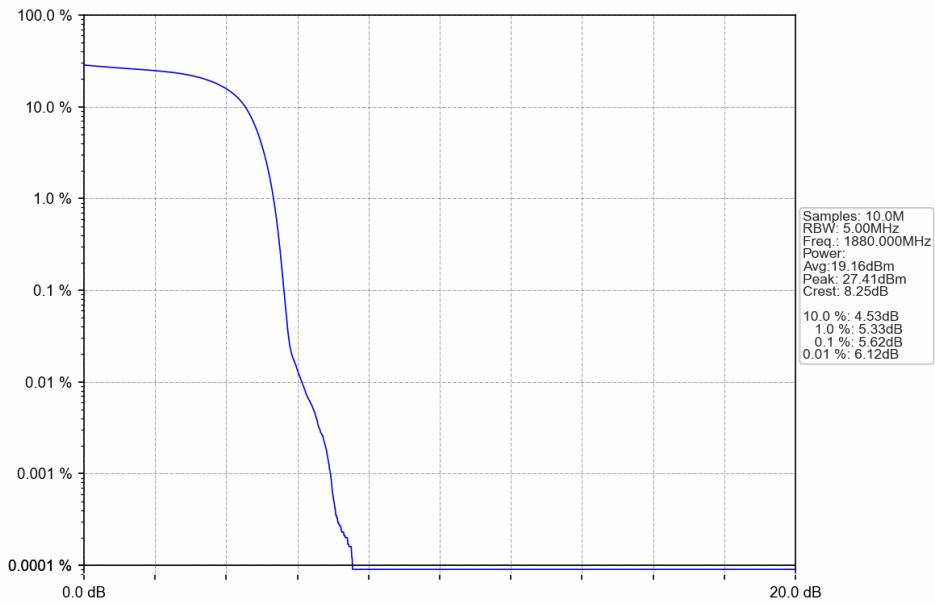
Band2_RMC_HCH_1907.6MHz_12.2kbps RMC_NTNV



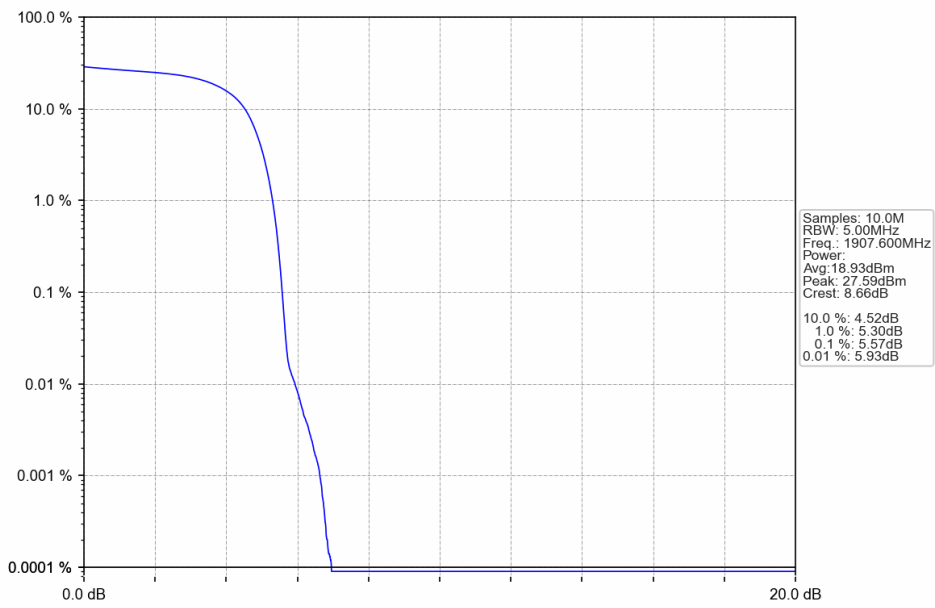
Band2_HSDPA_LCH_1852.4MHz_Subtest 1_NTNV



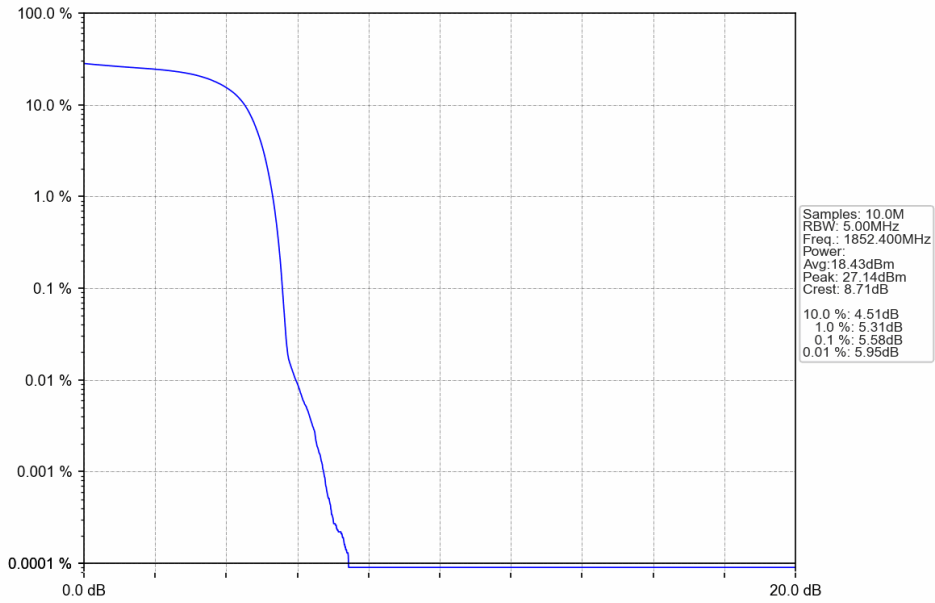
Band2_HSDPA_MCH_1880MHz_Subtest 1_NTNV



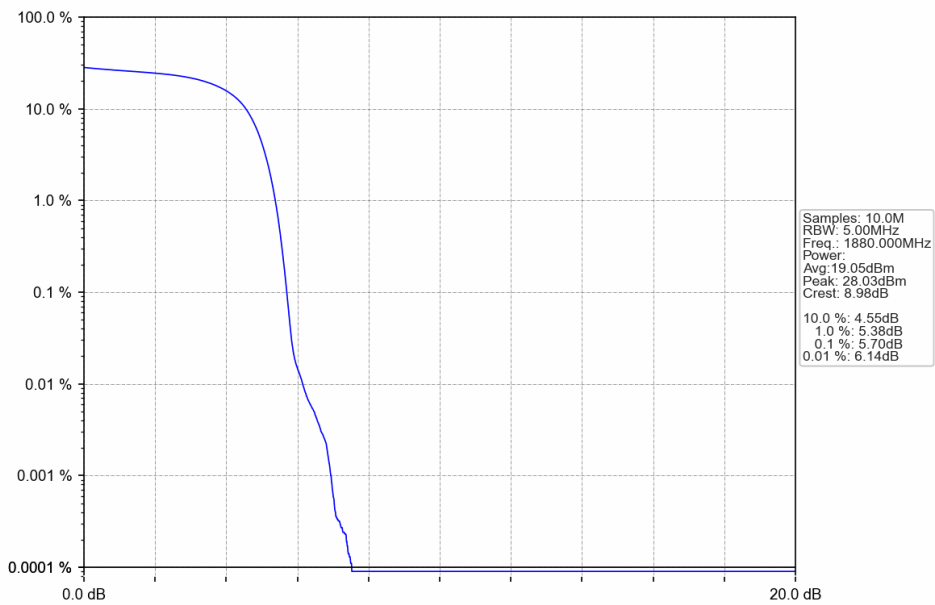
Band2_HSDPA_HCH_1907.6MHz_Subtest 1_NTNV



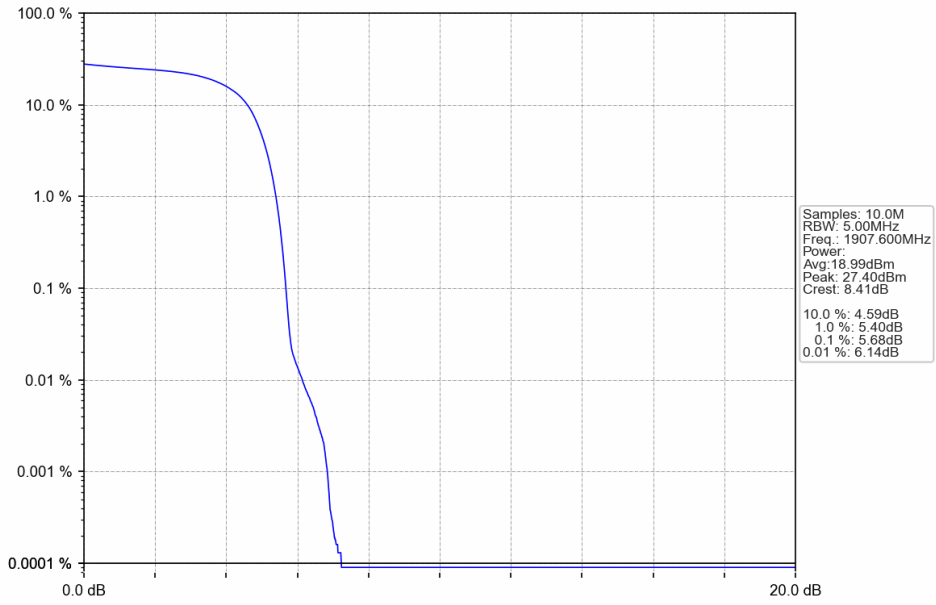
Band2_HSUPA_LCH_1852.4MHz_Subtest 1_NTNV



Band2_HSUPA_MCH_1880MHz_Subtest 1_NTNV



Band2_HSUPA_HCH_1907.6MHz_Subtest 1_NTNV



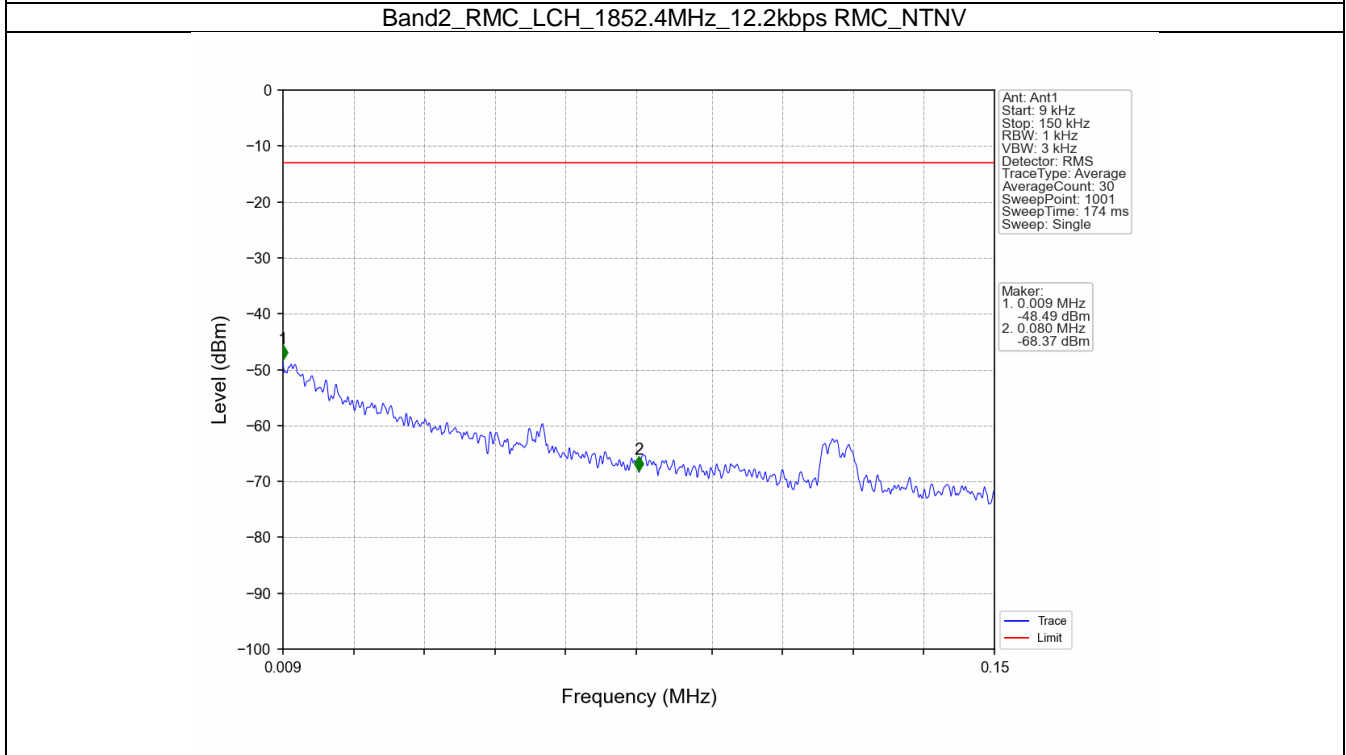
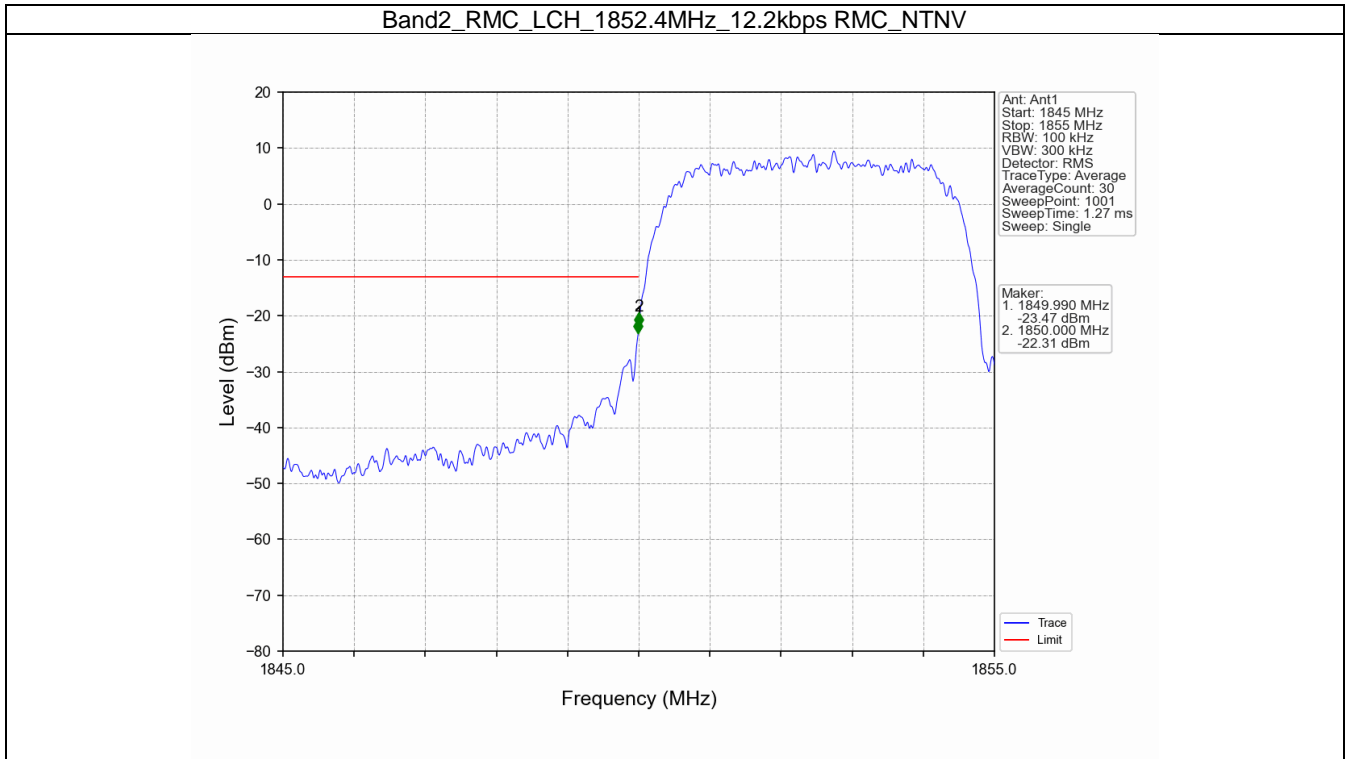
6. Spurious Emission

6.1 Band2

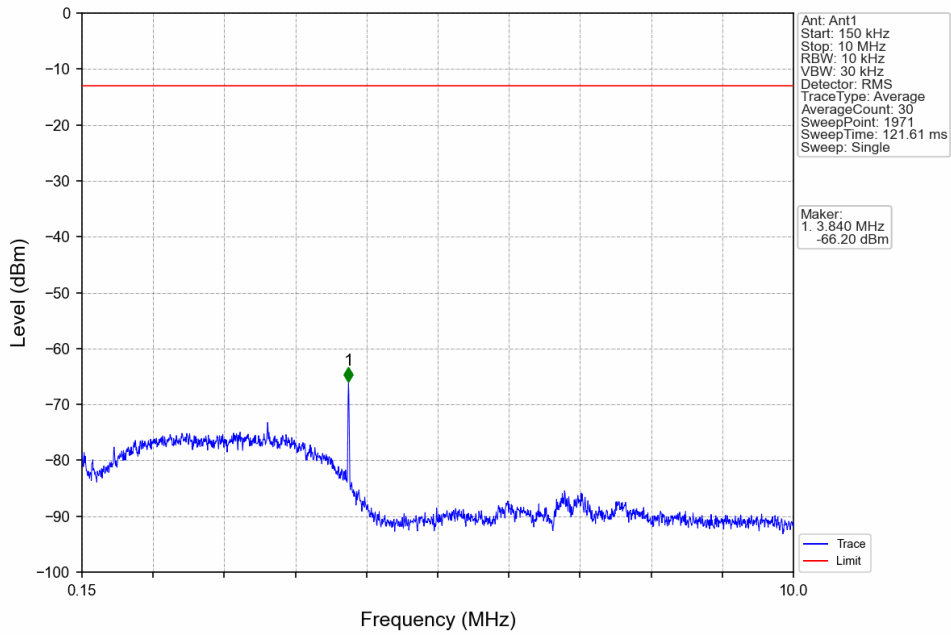
6.1.1 Test Result

Band: 2						
ENV	Mode		Frequency (MHz)	Spurious Emission		Verdict
	Network	Subset		Result	Limit	
NTNV	RMC	12.2kbps RMC	1852.4	Refer To Test Graph		Pass
			1880	Refer To Test Graph		Pass
			1907.6	Refer To Test Graph		Pass
	HSDPA	Subtest 1	1852.4	Refer To Test Graph		Pass
			1880	Refer To Test Graph		Pass
			1907.6	Refer To Test Graph		Pass
	HSUPA	Subtest 1	1852.4	Refer To Test Graph		Pass
			1880	Refer To Test Graph		Pass
			1907.6	Refer To Test Graph		Pass

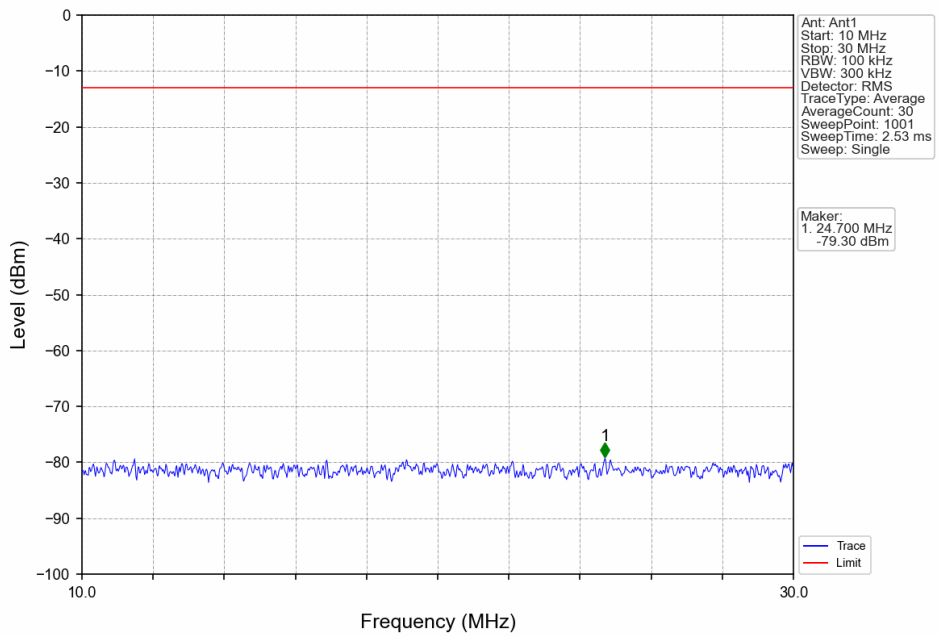
6.1.2 Test Graph



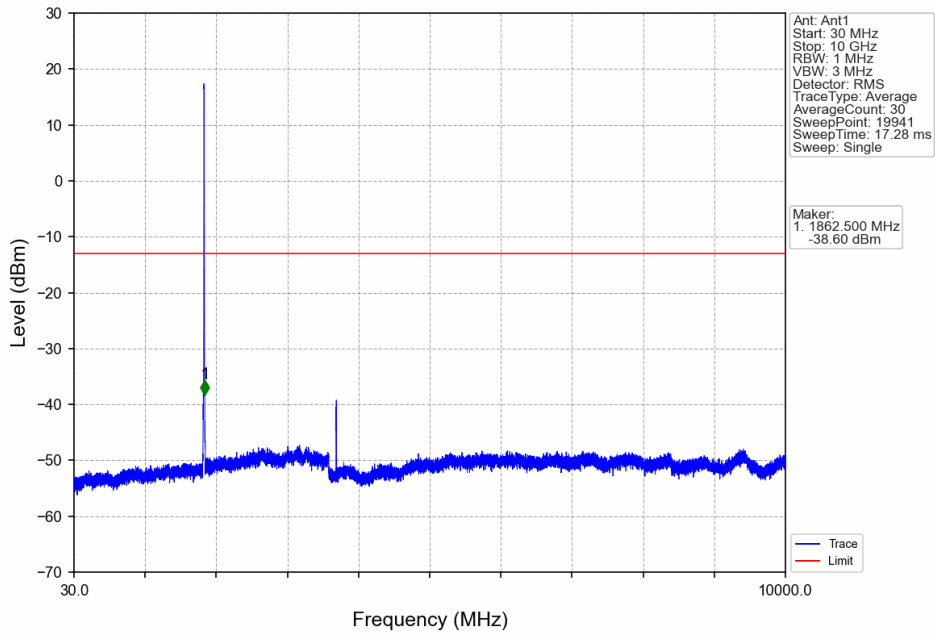
Band2_RMC_LCH_1852.4MHz_12.2kbps RMC_NTNV



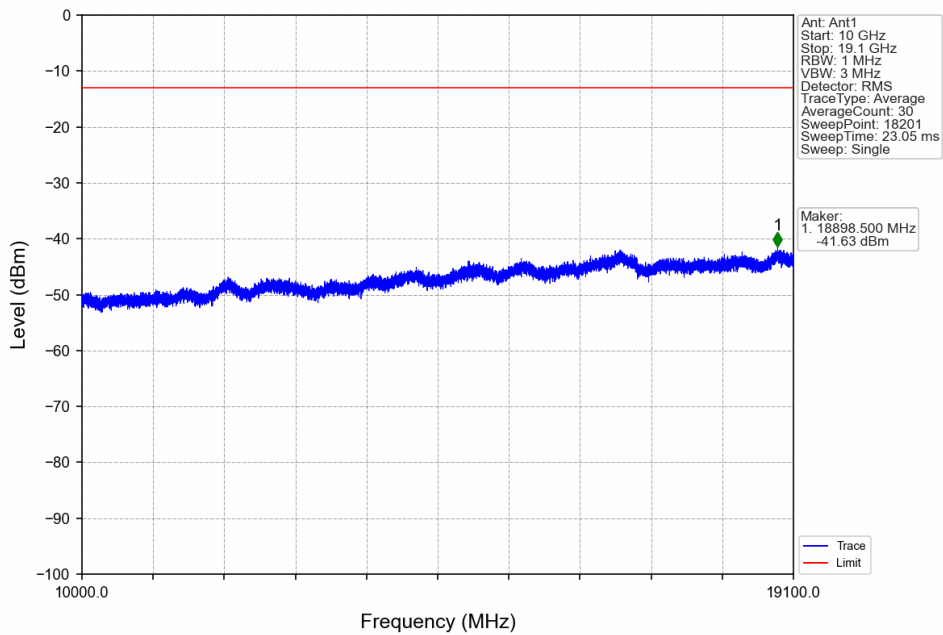
Band2_RMC_LCH_1852.4MHz_12.2kbps RMC_NTNV



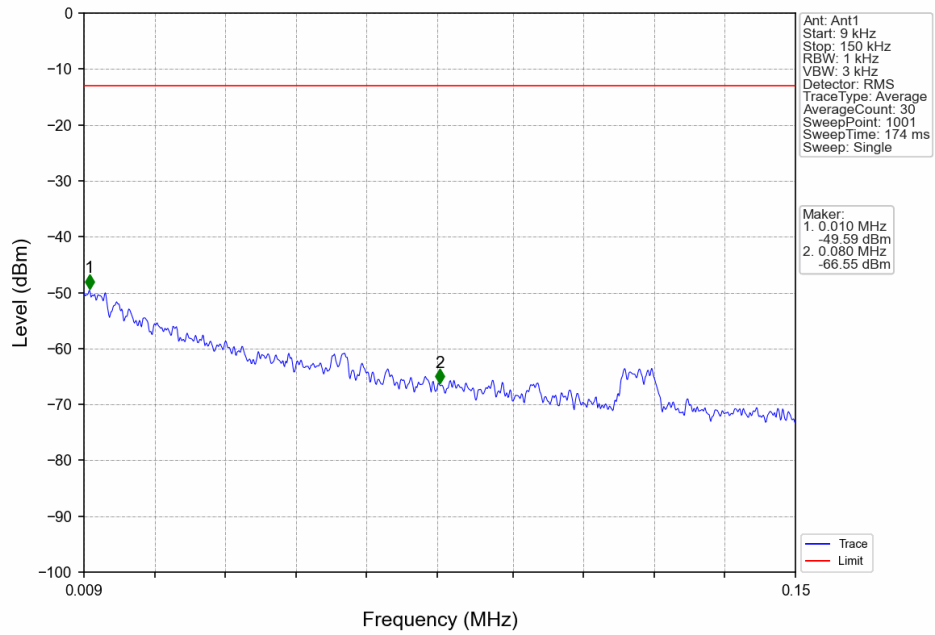
Band2_RMC_LCH_1852.4MHz_12.2kbps RMC_NTNV



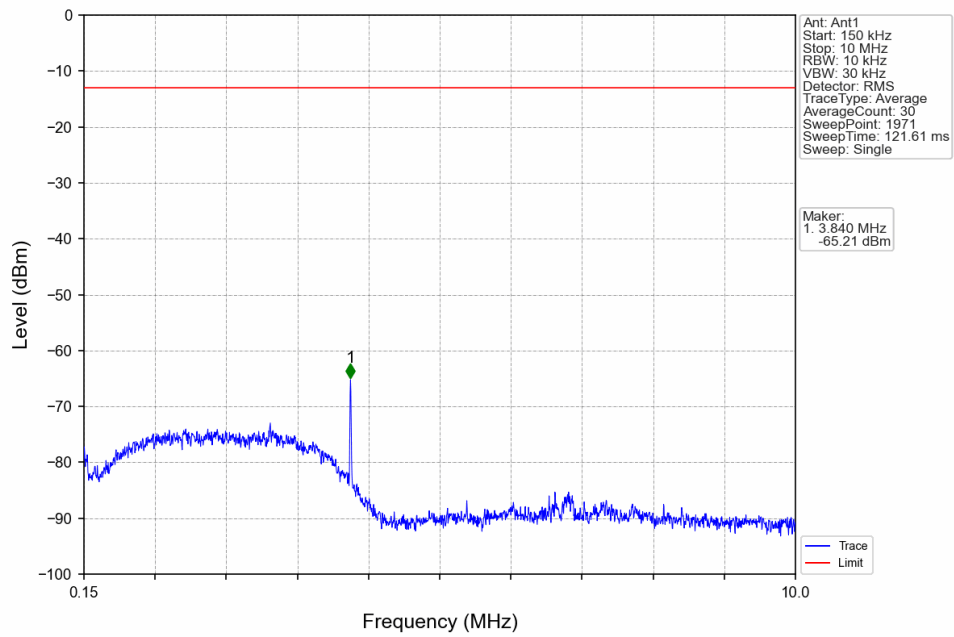
Band2_RMC_LCH_1852.4MHz_12.2kbps RMC_NTNV



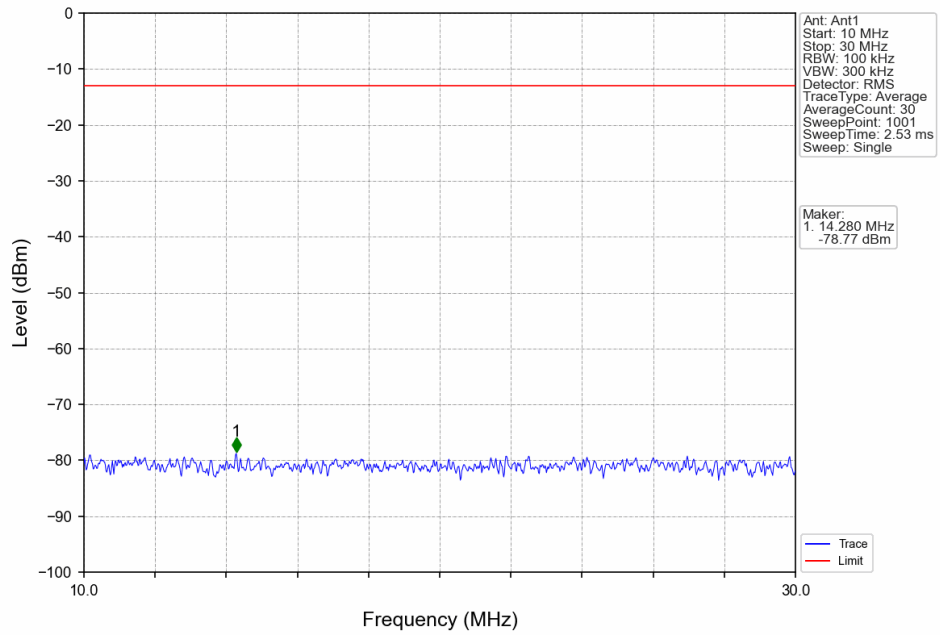
Band2_RMC_MCH_1880MHz_12.2kbps RMC_NTNV



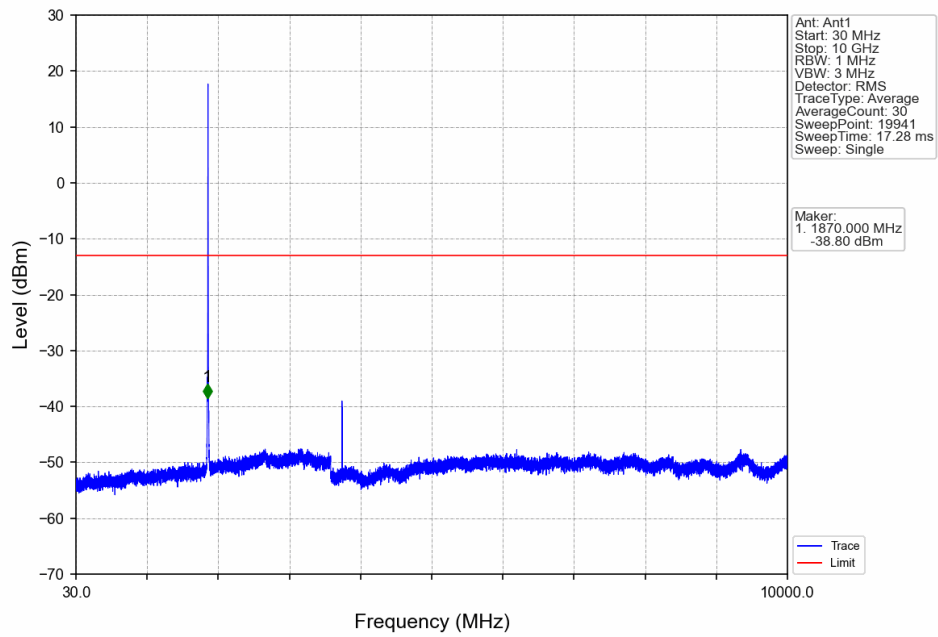
Band2_RMC_MCH_1880MHz_12.2kbps RMC_NTNV



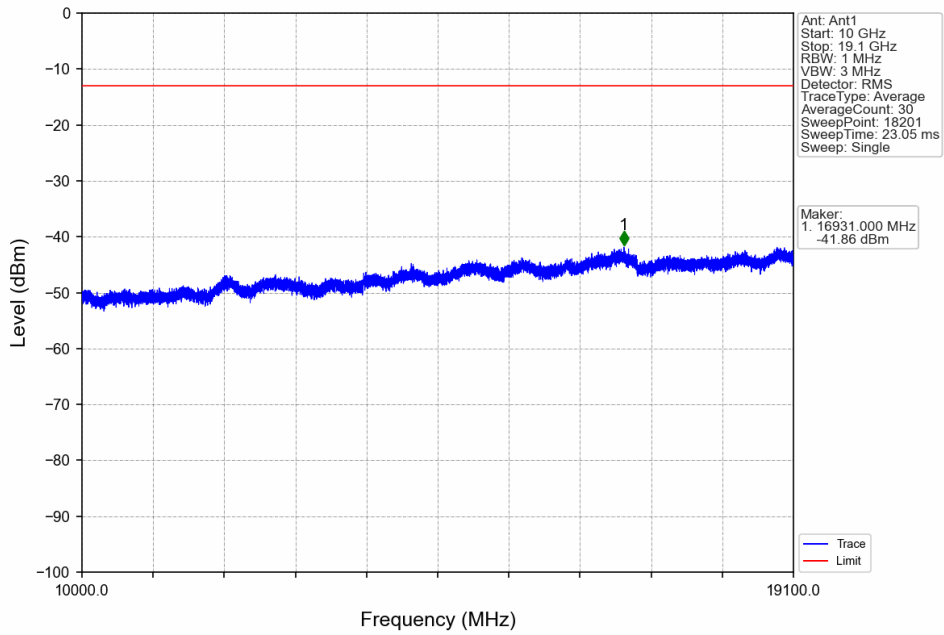
Band2_RMC_MCH_1880MHz_12.2kbps RMC_NTNV



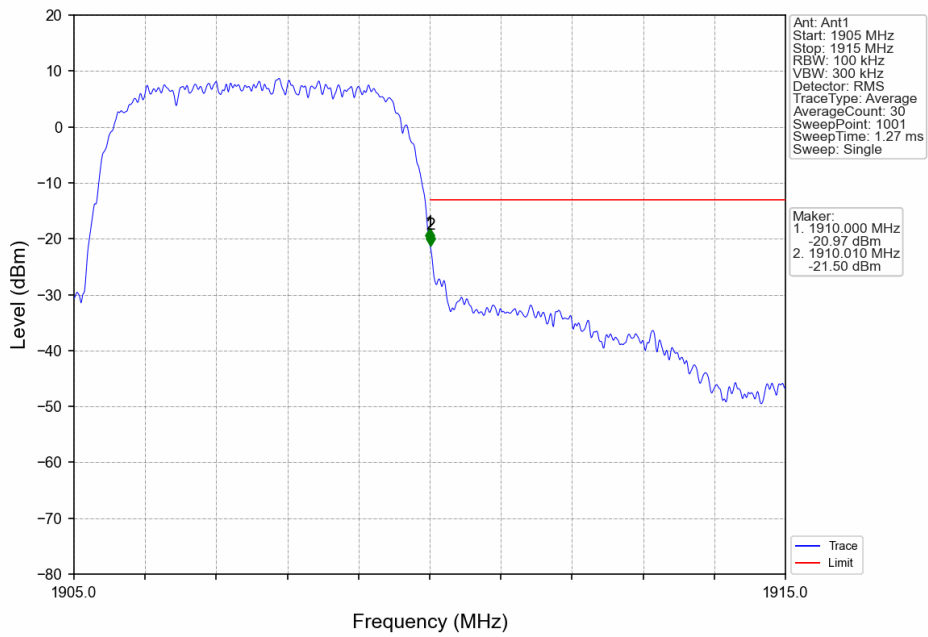
Band2_RMC_MCH_1880MHz_12.2kbps RMC_NTNV



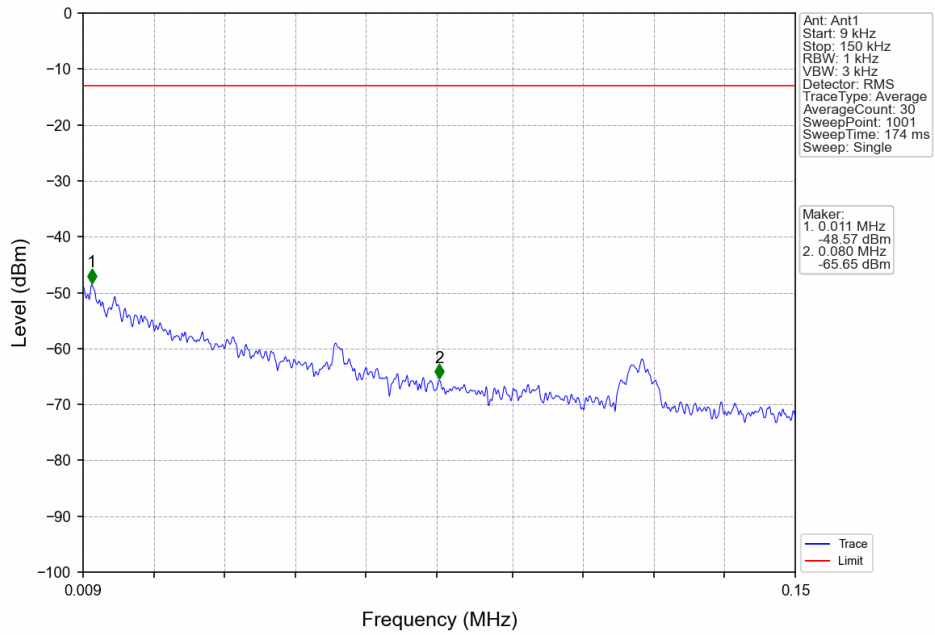
Band2_RMC_MCH_1880MHz_12.2kbps RMC_NTNV



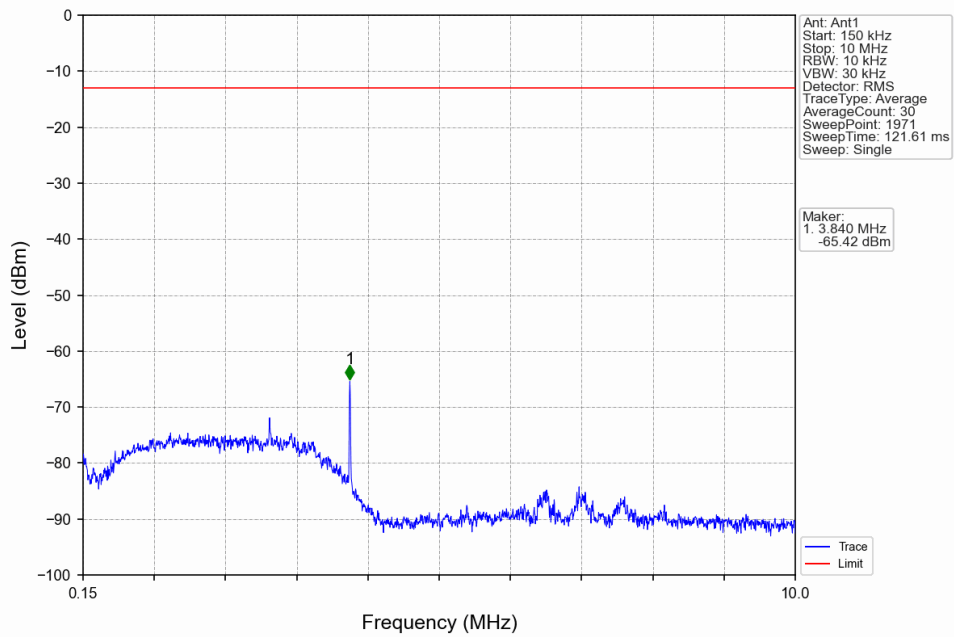
Band2_RMC_HCH_1907.6MHz_12.2kbps RMC_NTNV



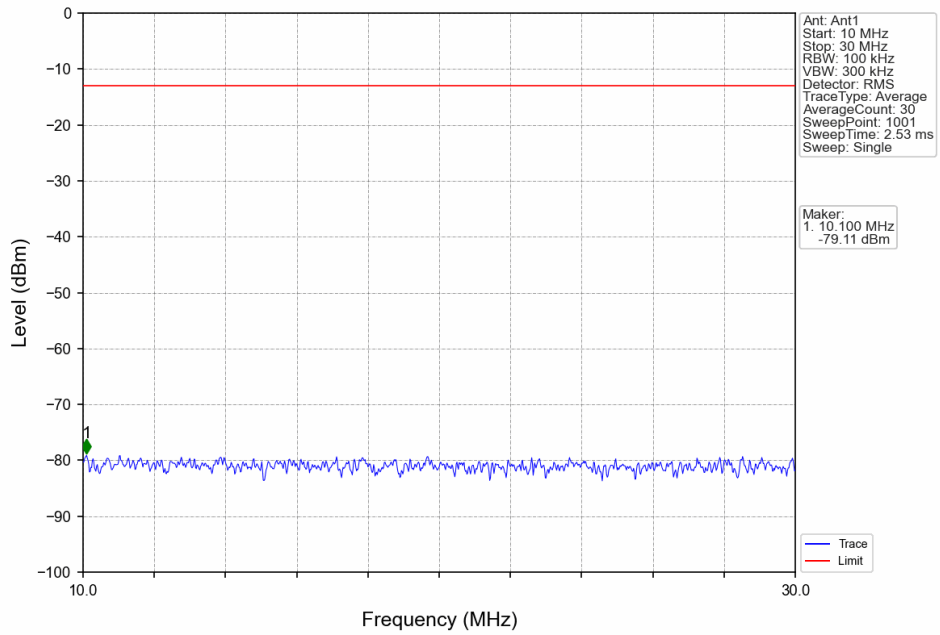
Band2_RMC_HCH_1907.6MHz_12.2kbps RMC_NTNV



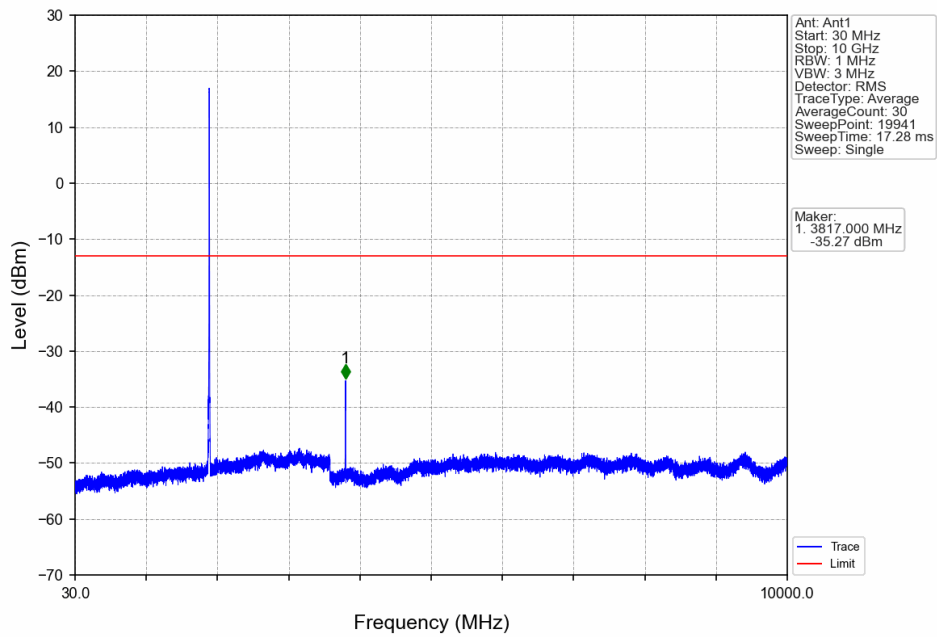
Band2_RMC_HCH_1907.6MHz_12.2kbps RMC_NTNV



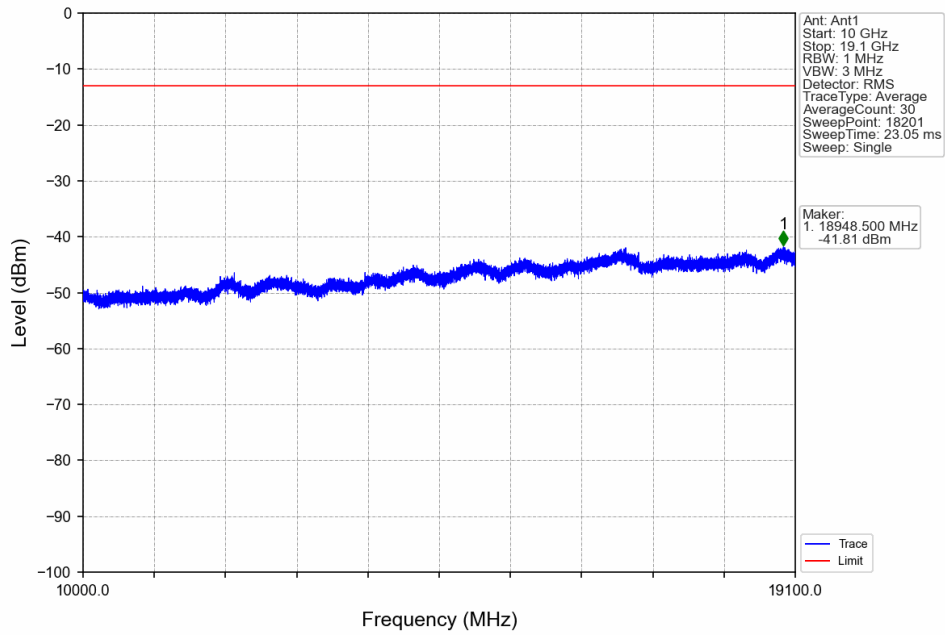
Band2_RMC_HCH_1907.6MHz_12.2kbps RMC_NTNV



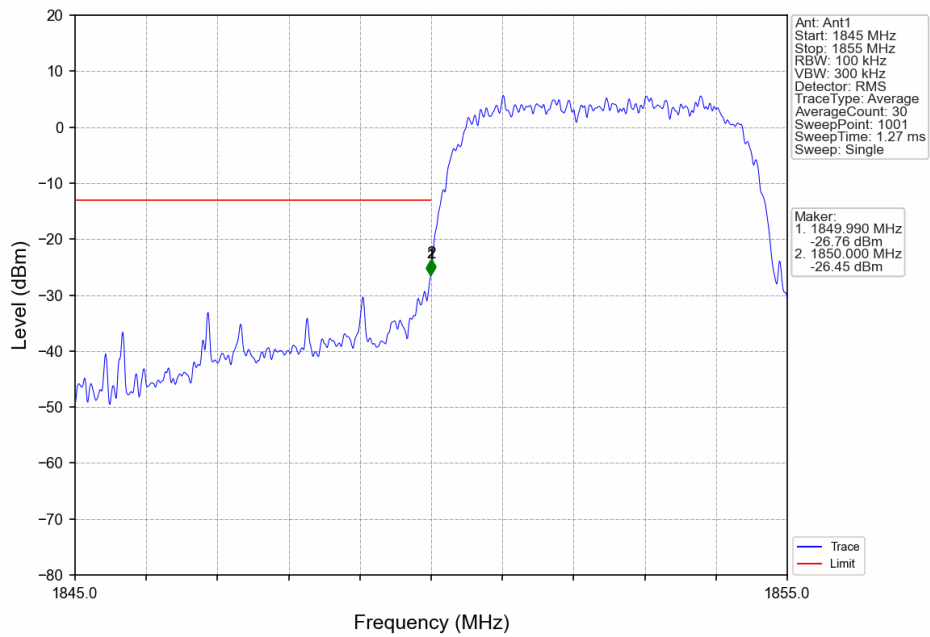
Band2_RMC_HCH_1907.6MHz_12.2kbps RMC_NTNV



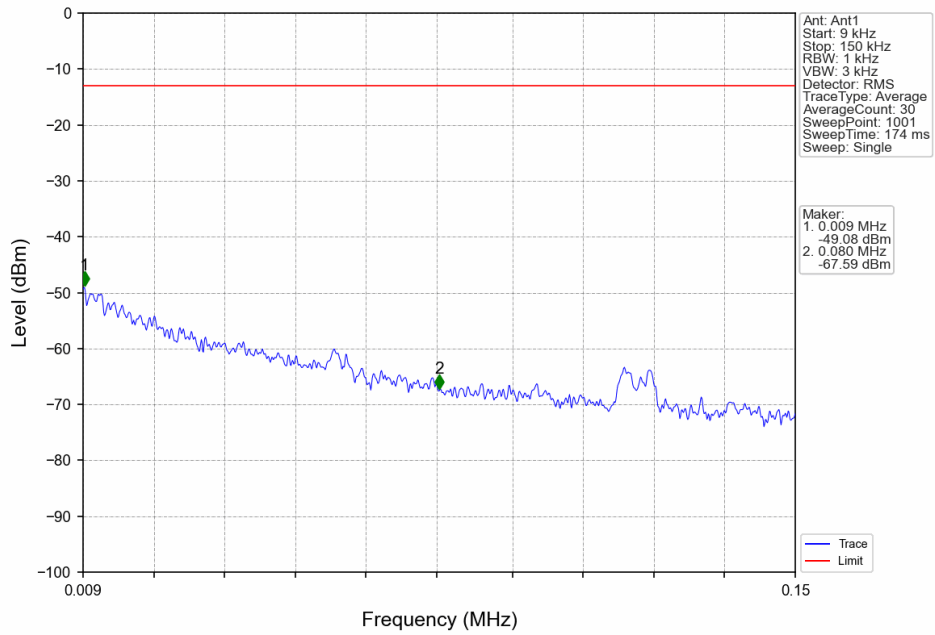
Band2_RMC_HCH_1907.6MHz_12.2kbps RMC_NTNV



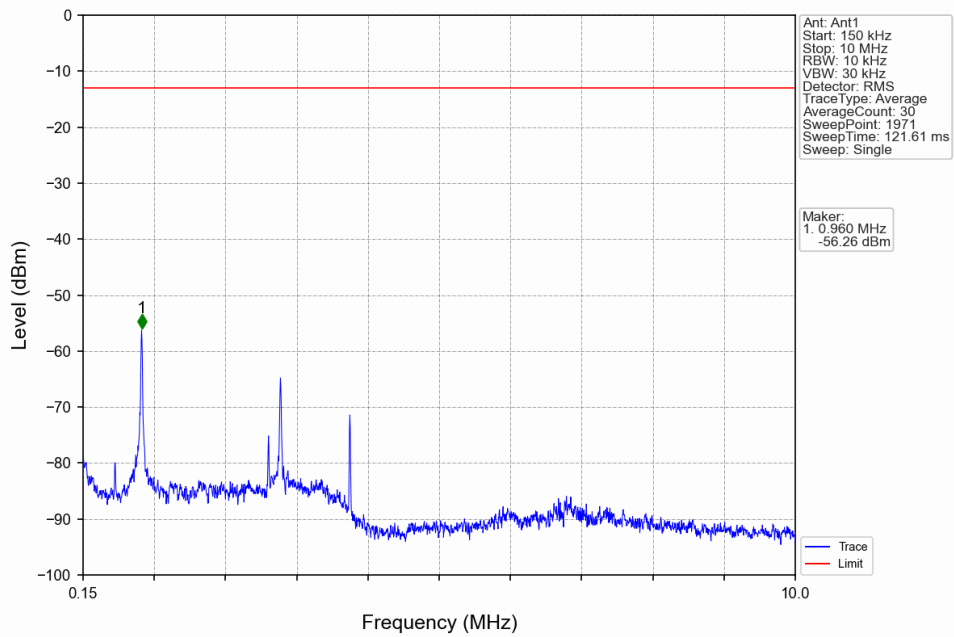
Band2_HSDPA_LCH_1852.4MHz_Subtest 1_NTNV



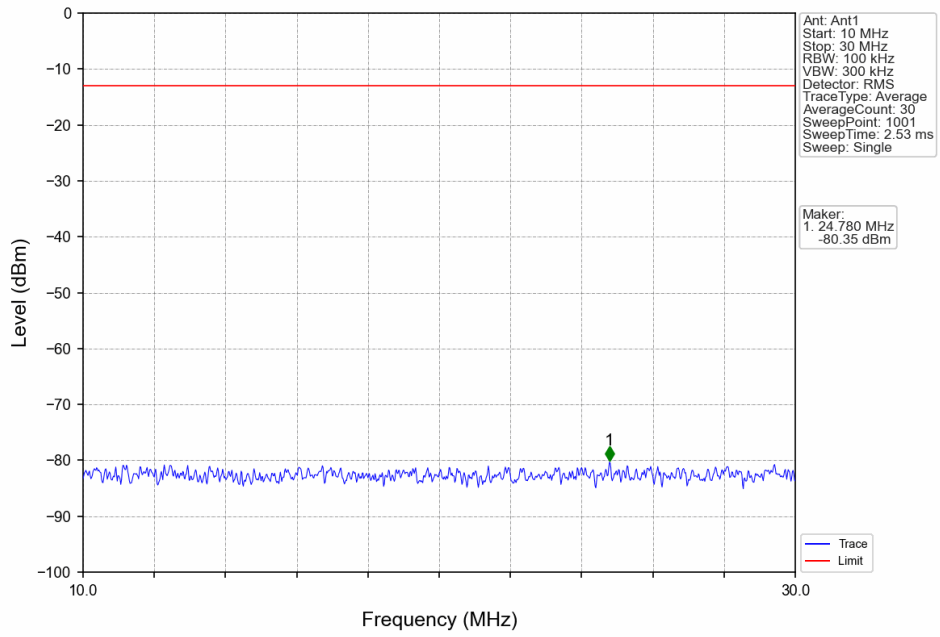
Band2_HSDPA_LCH_1852.4MHz_Subtest 1_NTNV



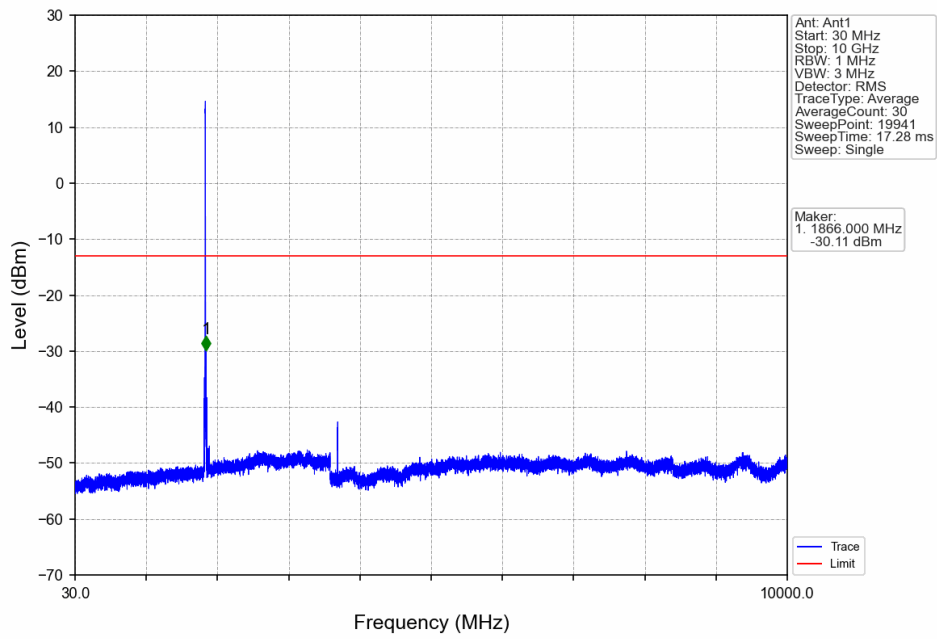
Band2_HSDPA_LCH_1852.4MHz_Subtest 1_NTNV



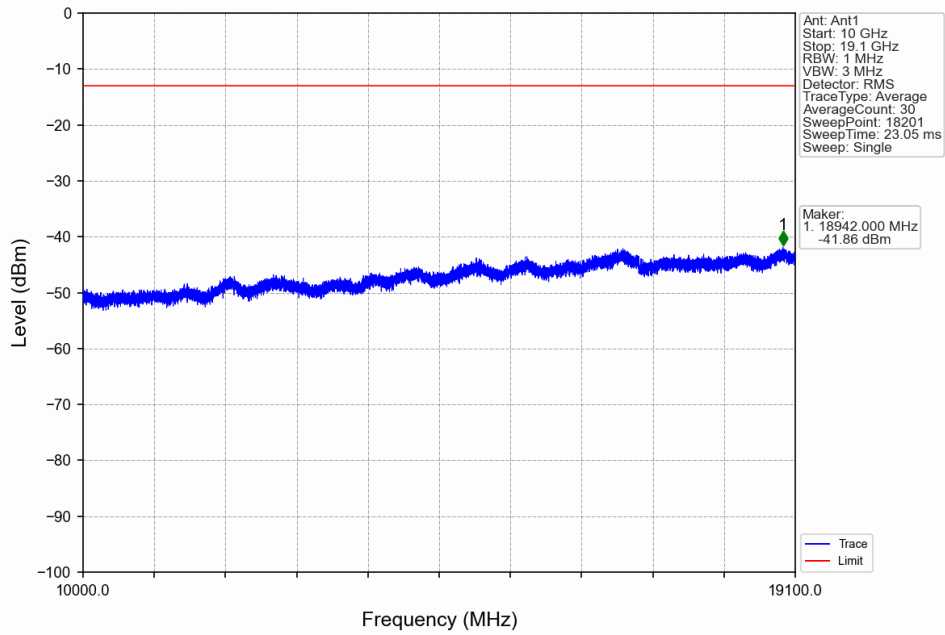
Band2_HSDPA_LCH_1852.4MHz_Subtest 1_NTNV



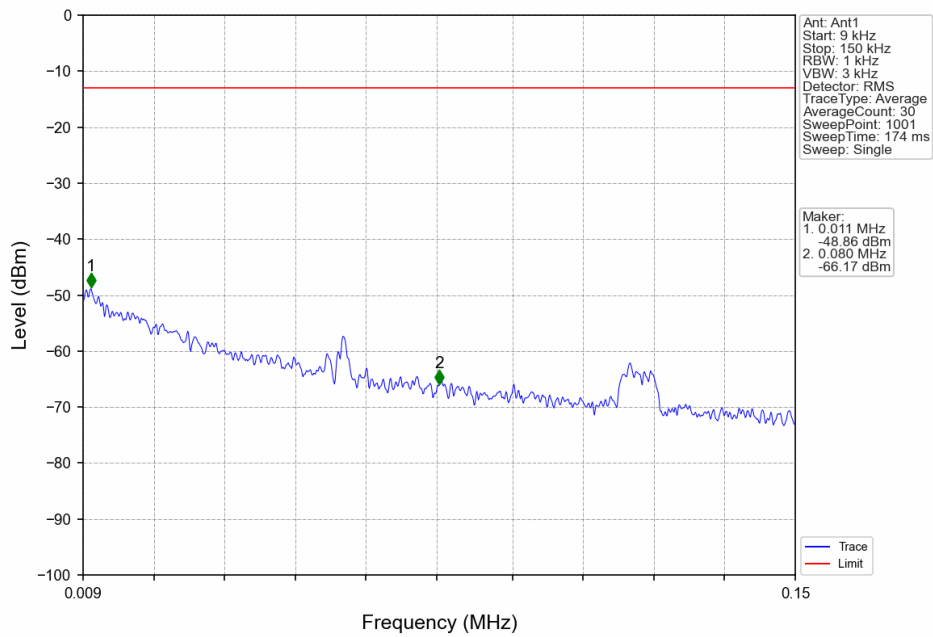
Band2_HSDPA_LCH_1852.4MHz_Subtest 1_NTNV



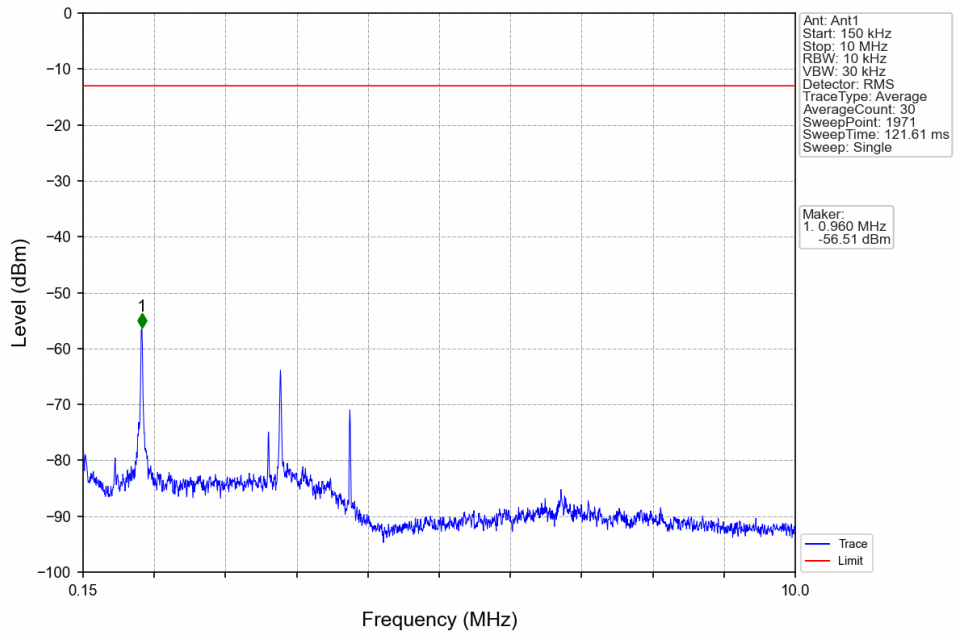
Band2_HSDPA_LCH_1852.4MHz_Subtest 1_NTNV



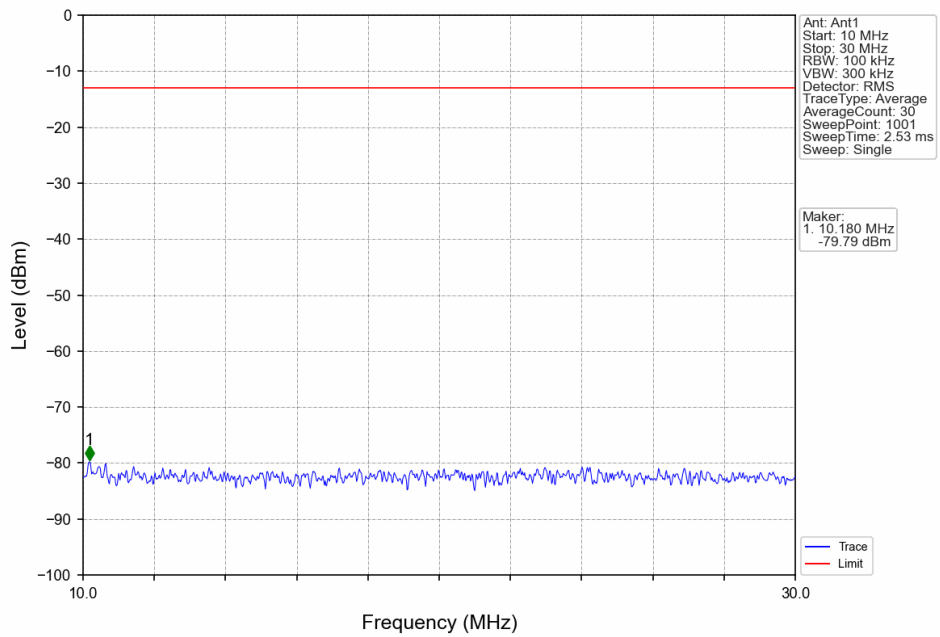
Band2_HSDPA_MCH_1880MHz_Subtest 1_NTNV



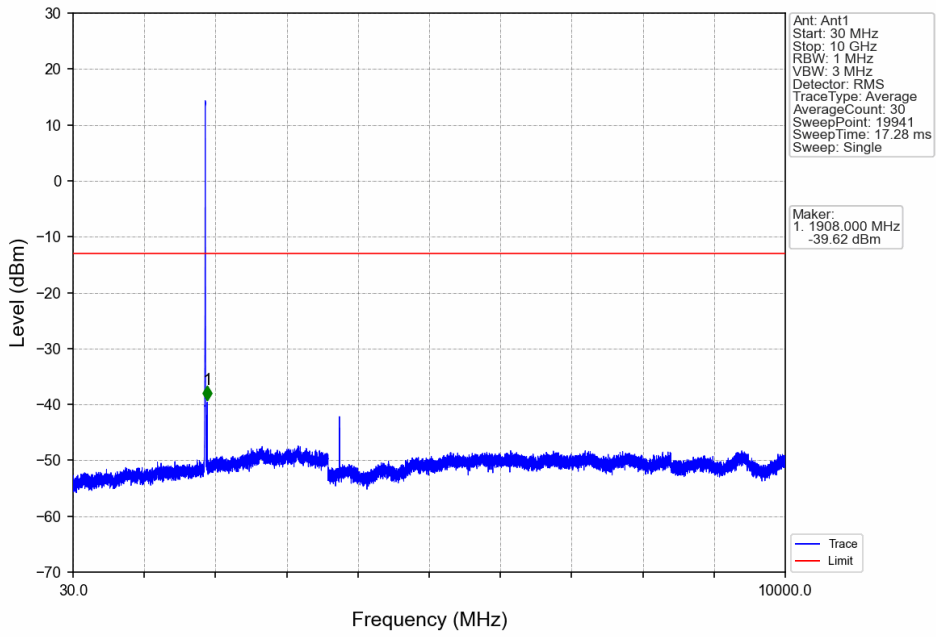
Band2_HSDPA_MCH_1880MHz_Subtest 1_NTNV



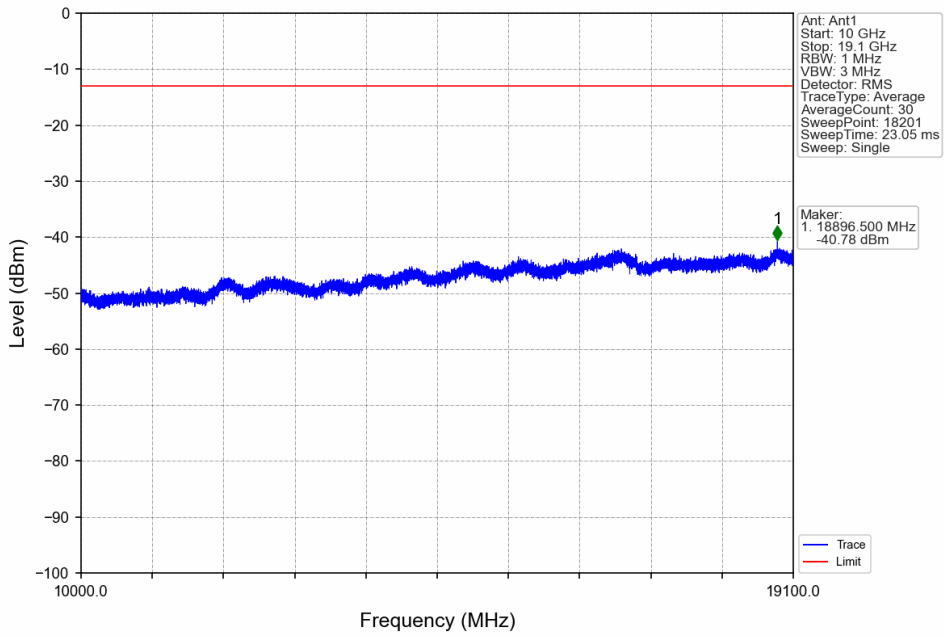
Band2_HSDPA_MCH_1880MHz_Subtest 1_NTNV



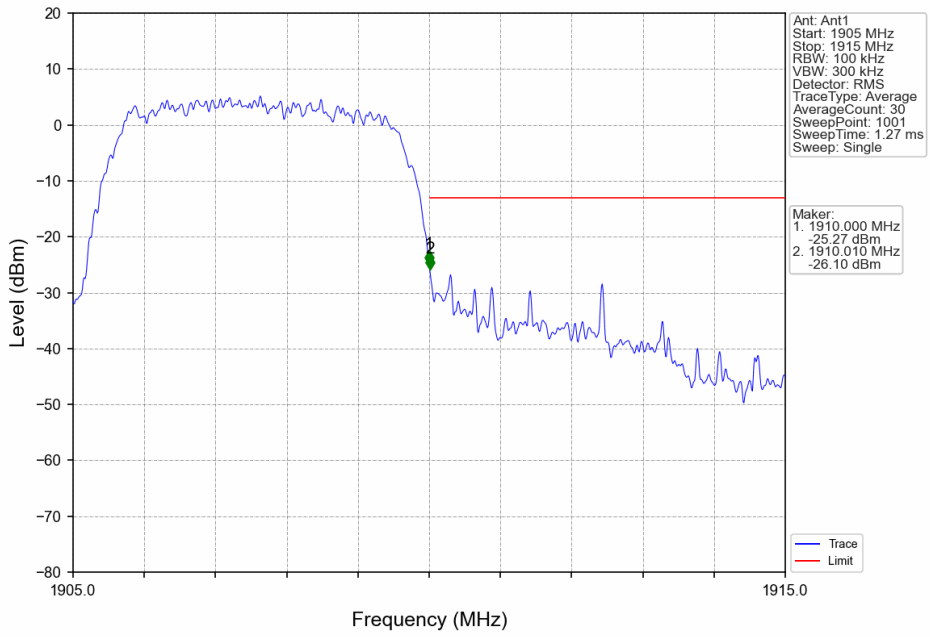
Band2_HSDPA_MCH_1880MHz_Subtest 1_NTNV



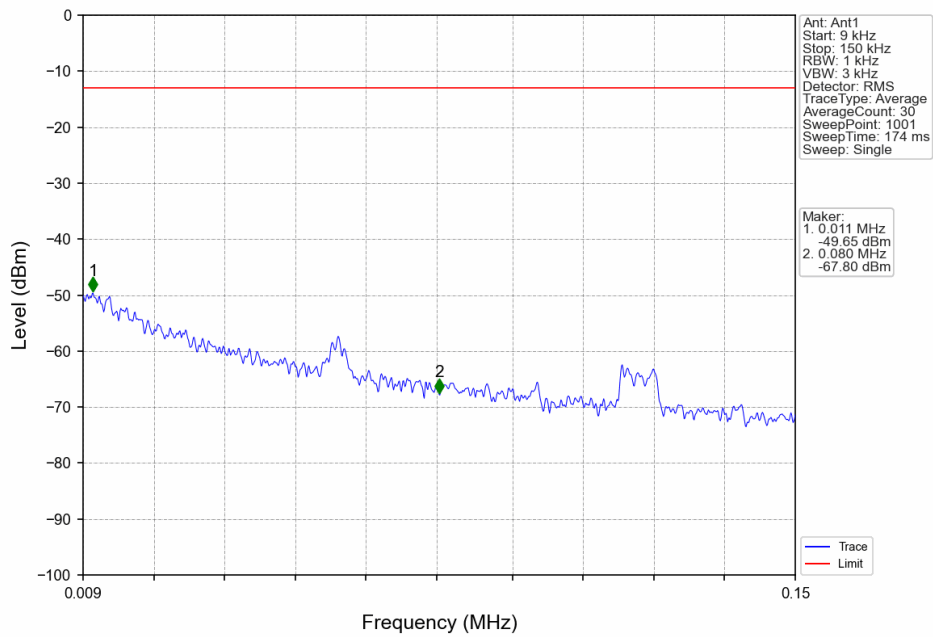
Band2_HSDPA_MCH_1880MHz_Subtest 1_NTNV



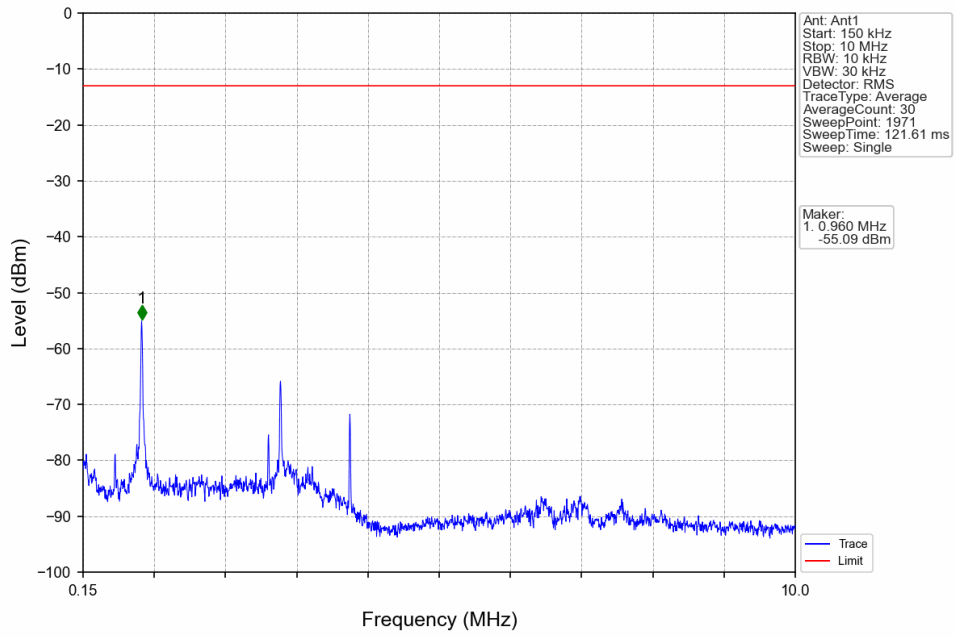
Band2_HSDPA_HCH_1907.6MHz_Subtest 1_NTNV



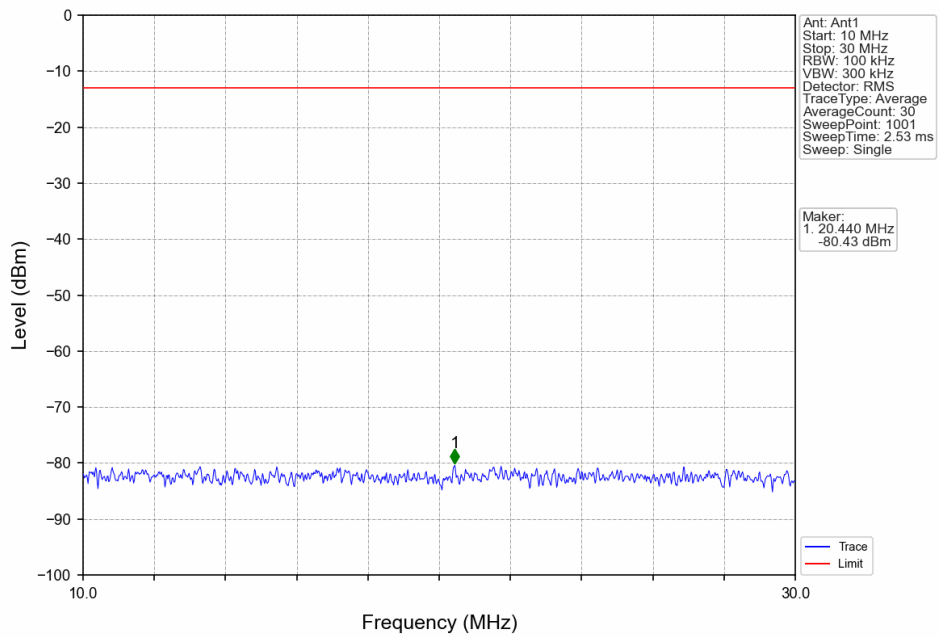
Band2_HSDPA_HCH_1907.6MHz_Subtest 1_NTNV



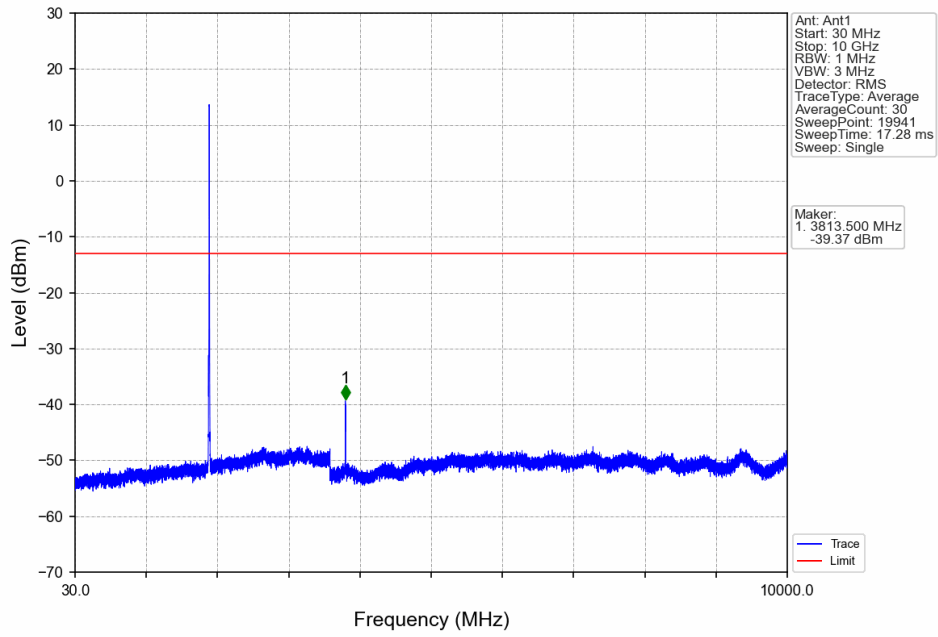
Band2_HSDPA_HCH_1907.6MHz_Subtest 1_NTNV



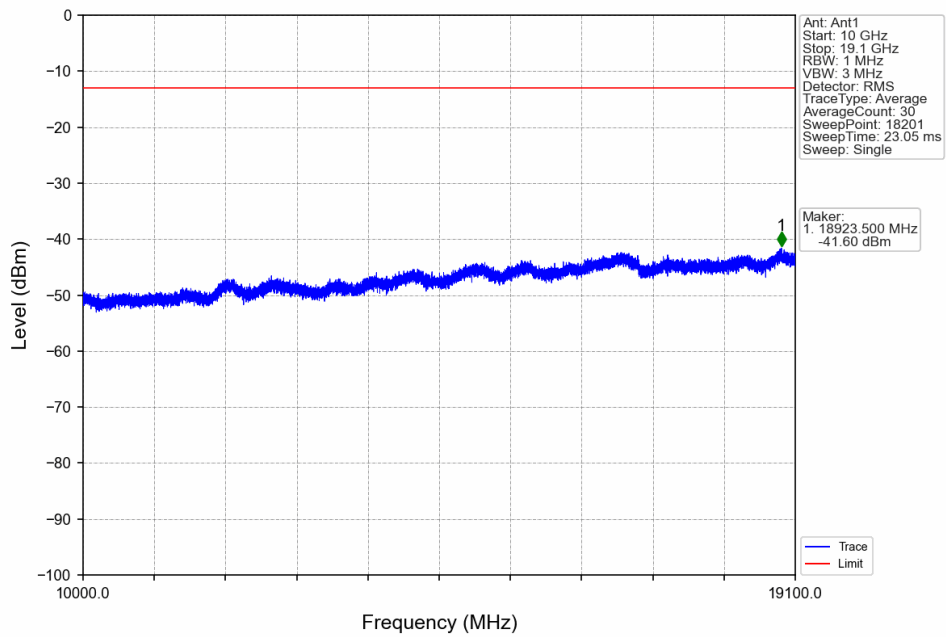
Band2_HSDPA_HCH_1907.6MHz_Subtest 1_NTNV



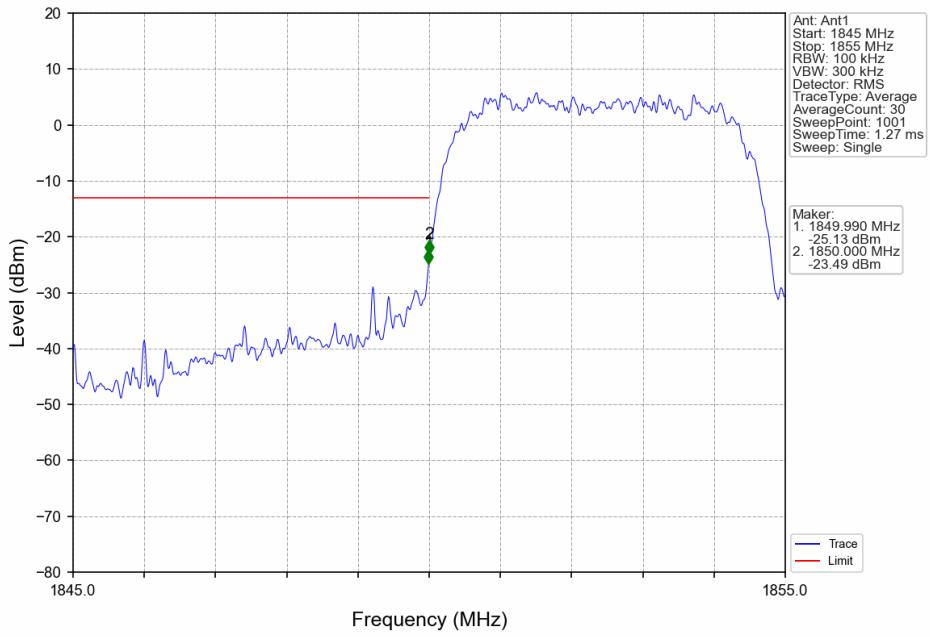
Band2_HSDPA_HCH_1907.6MHz_Subtest 1_NTNV



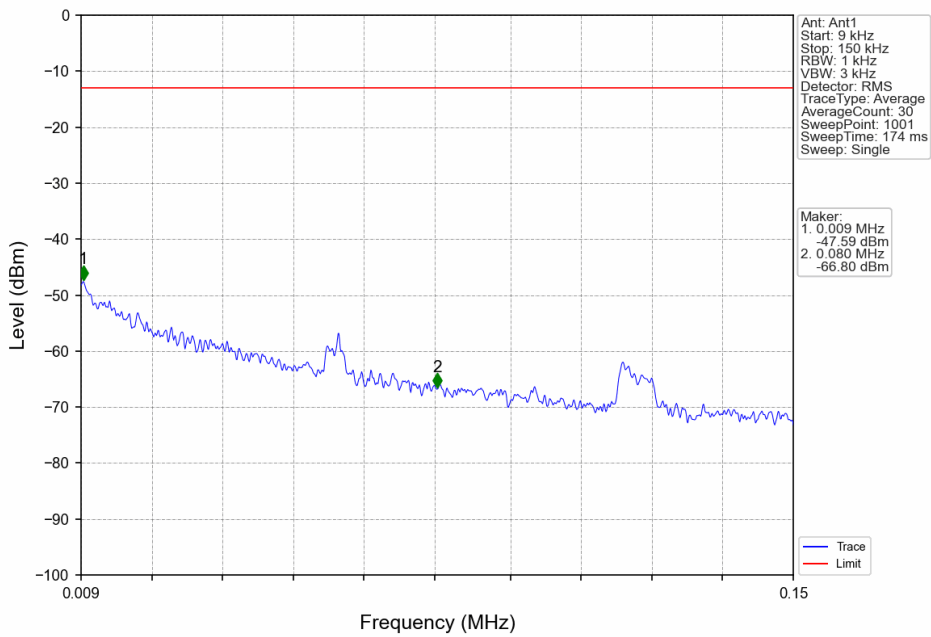
Band2_HSDPA_HCH_1907.6MHz_Subtest 1_NTNV



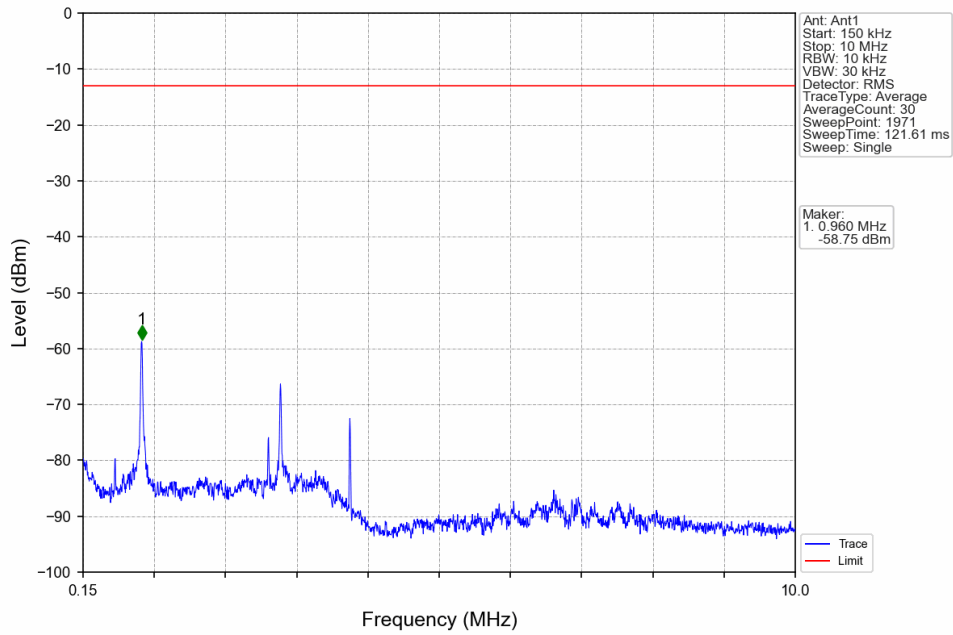
Band2_HSUPA_LCH_1852.4MHz_Subtest 1_NTNV



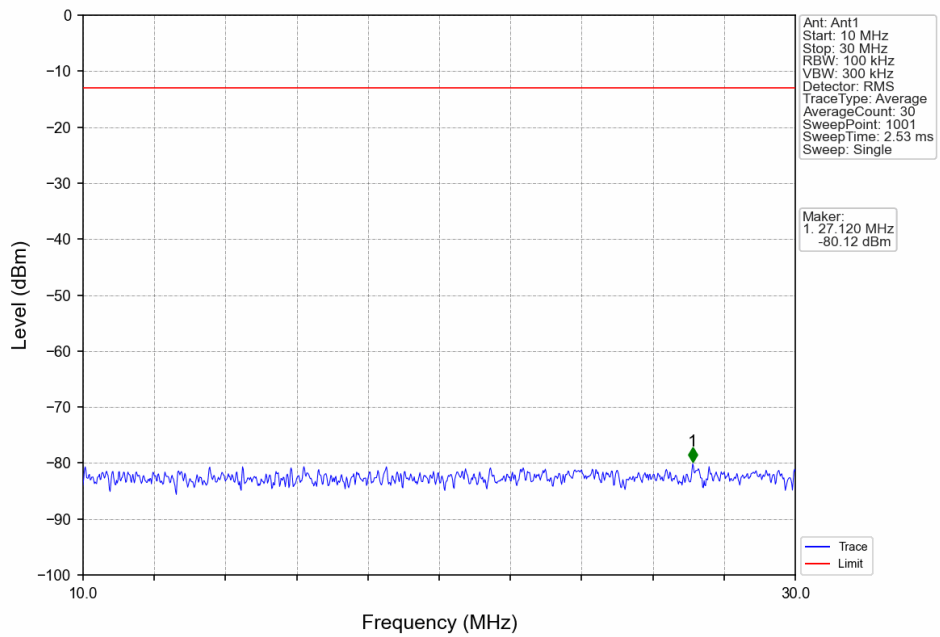
Band2_HSUPA_LCH_1852.4MHz_Subtest 1_NTNV



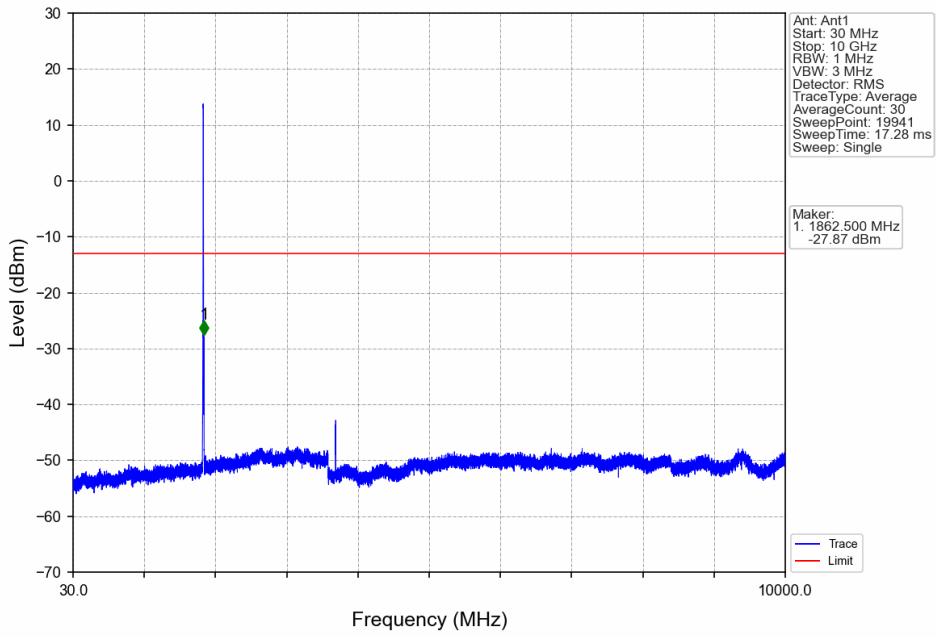
Band2_HSUPA_LCH_1852.4MHz_Subtest 1_NTNV



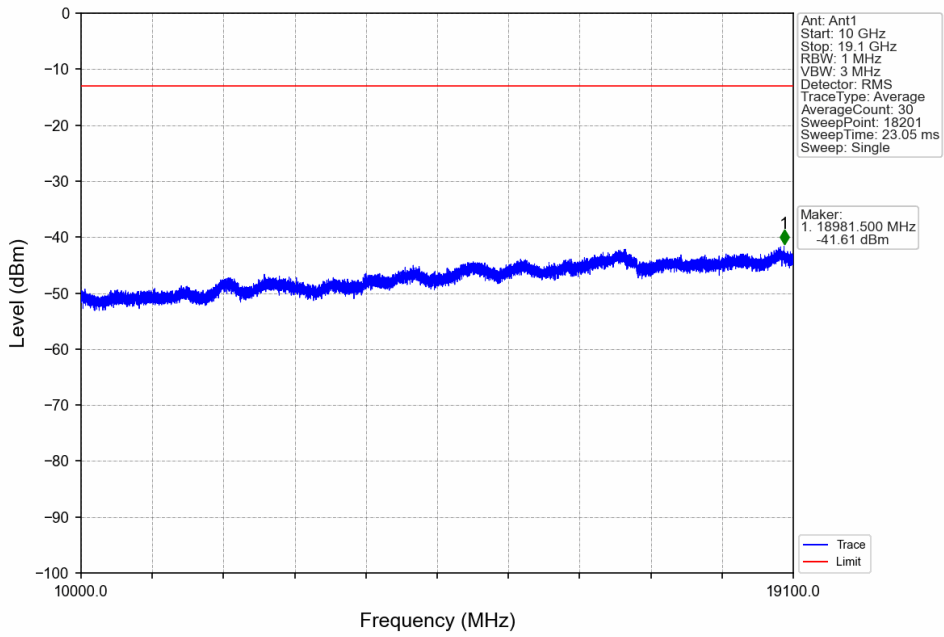
Band2_HSUPA_LCH_1852.4MHz_Subtest 1_NTNV



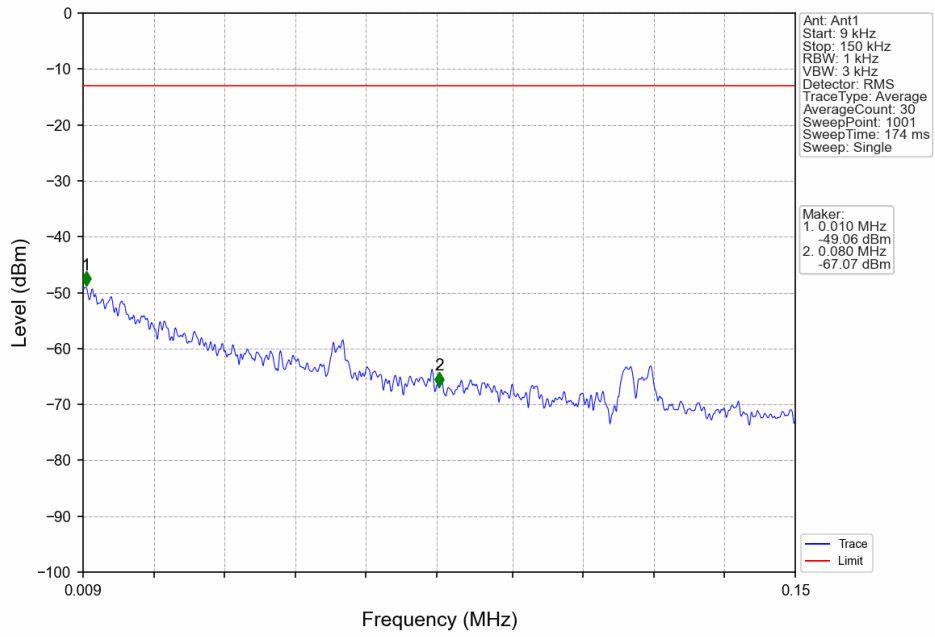
Band2_HSUPA_LCH_1852.4MHz_Subtest 1_NTNV



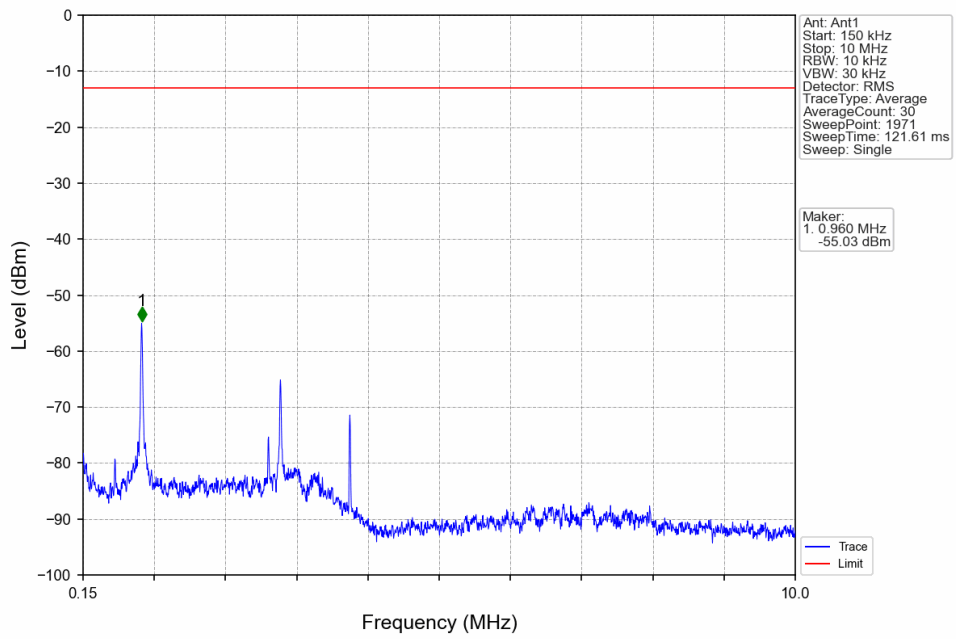
Band2_HSUPA_LCH_1852.4MHz_Subtest 1_NTNV



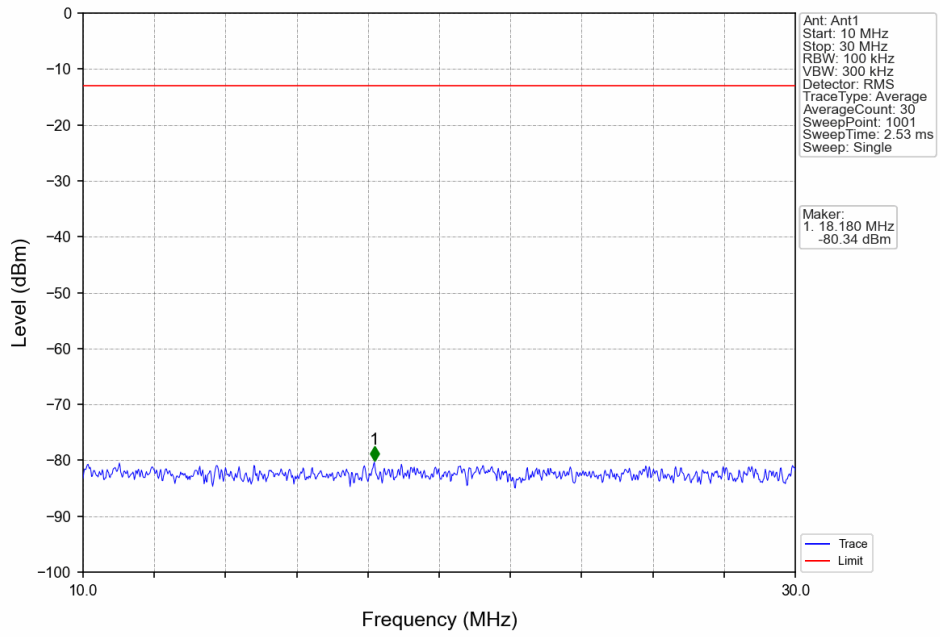
Band2_HSUPA_MCH_1880MHz_Subtest 1_NTNV



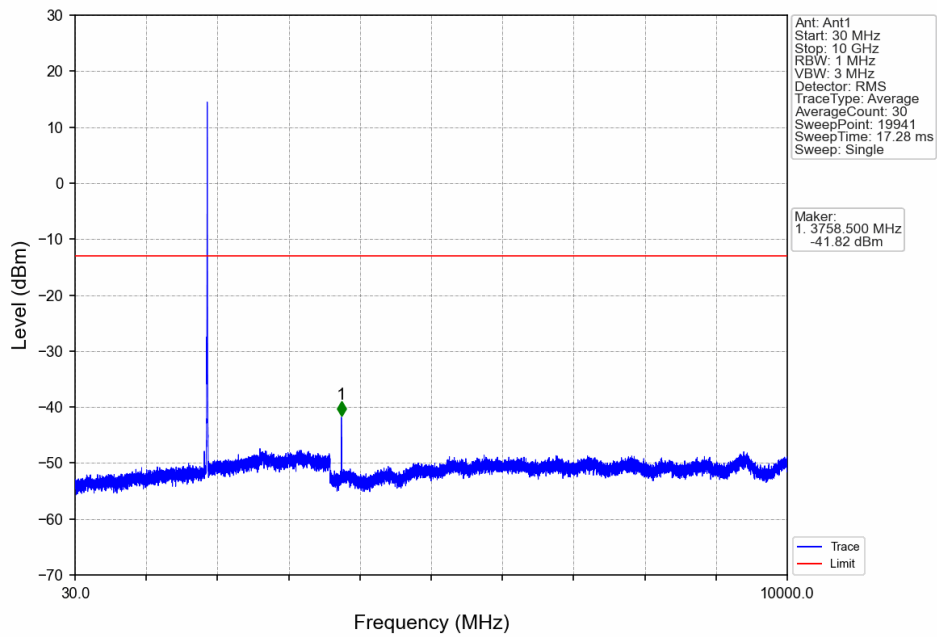
Band2_HSUPA_MCH_1880MHz_Subtest 1_NTNV



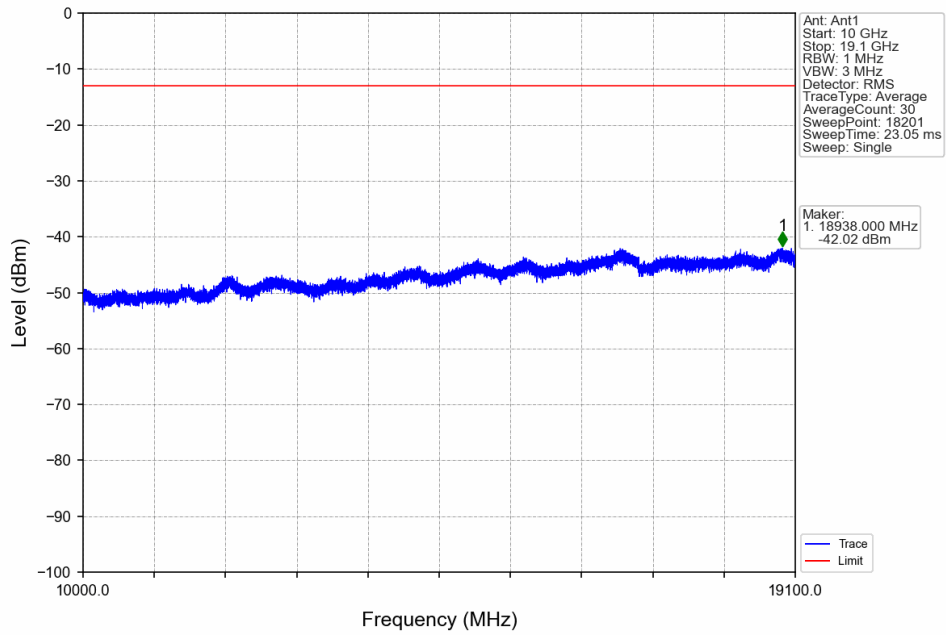
Band2_HSUPA_MCH_1880MHz_Subtest 1_NTNV



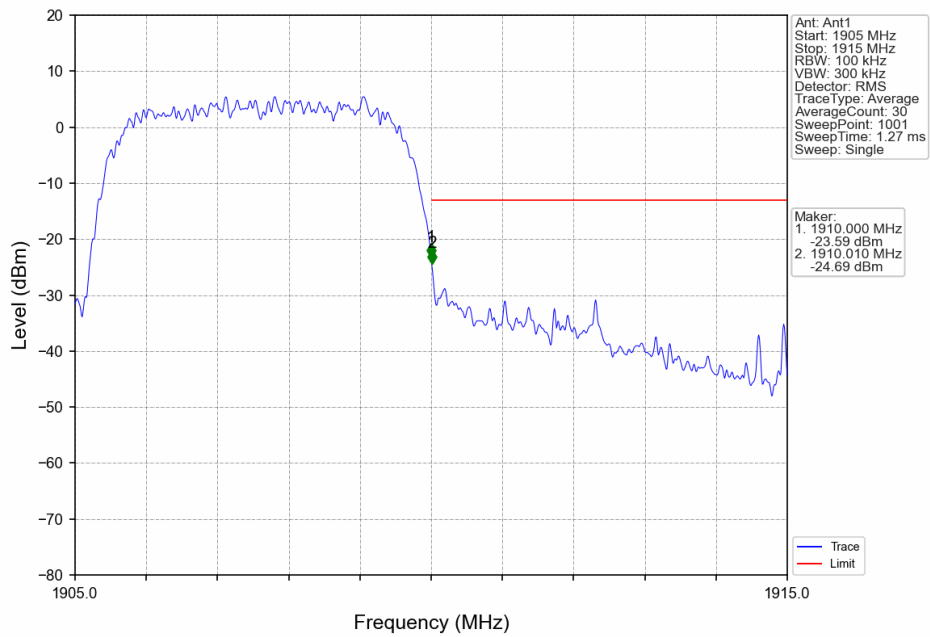
Band2_HSUPA_MCH_1880MHz_Subtest 1_NTNV



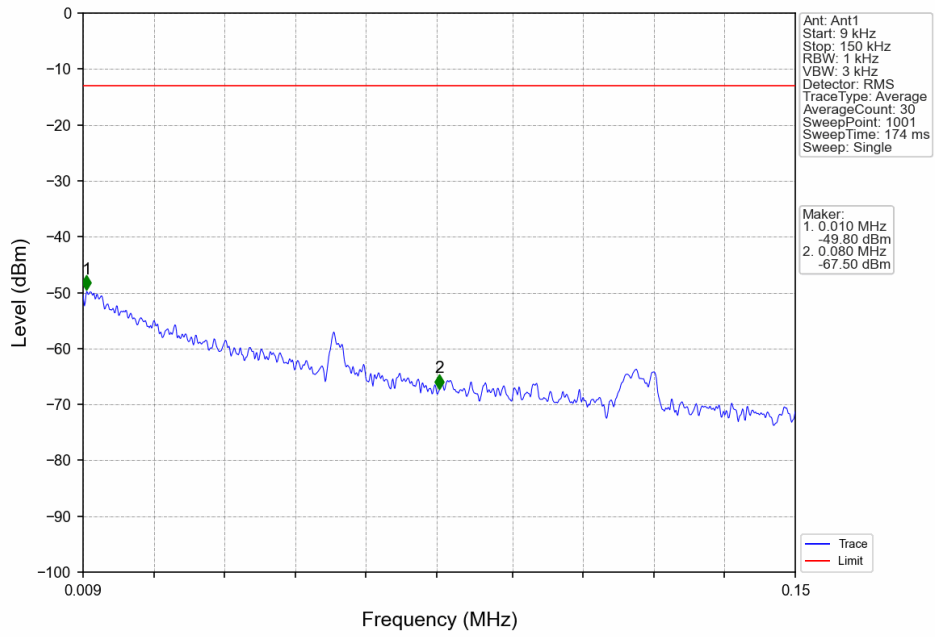
Band2_HSUPA_MCH_1880MHz_Subtest 1_NTNV



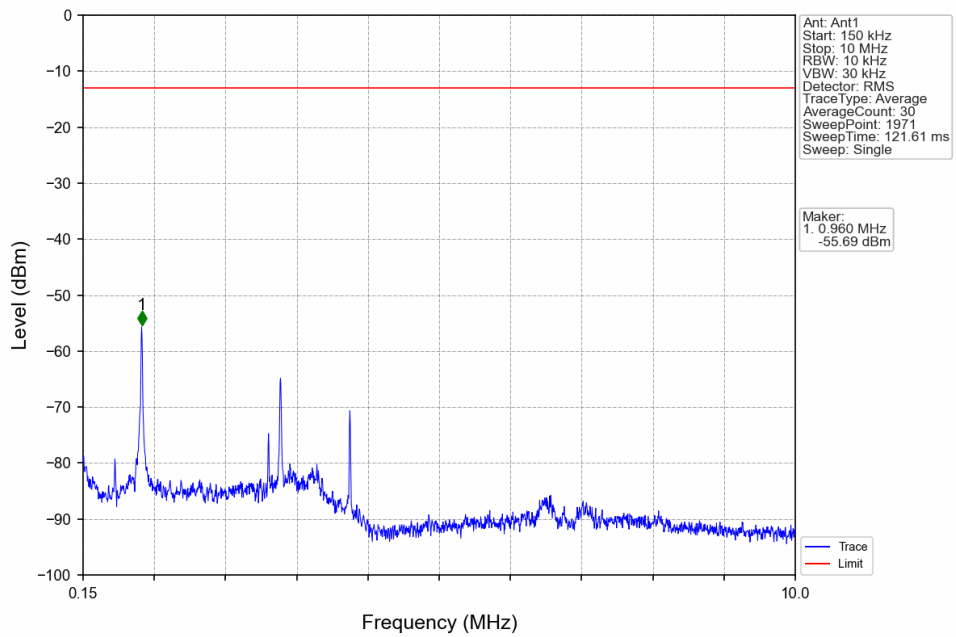
Band2_HSUPA_HCH_1907.6MHz_Subtest 1_NTNV



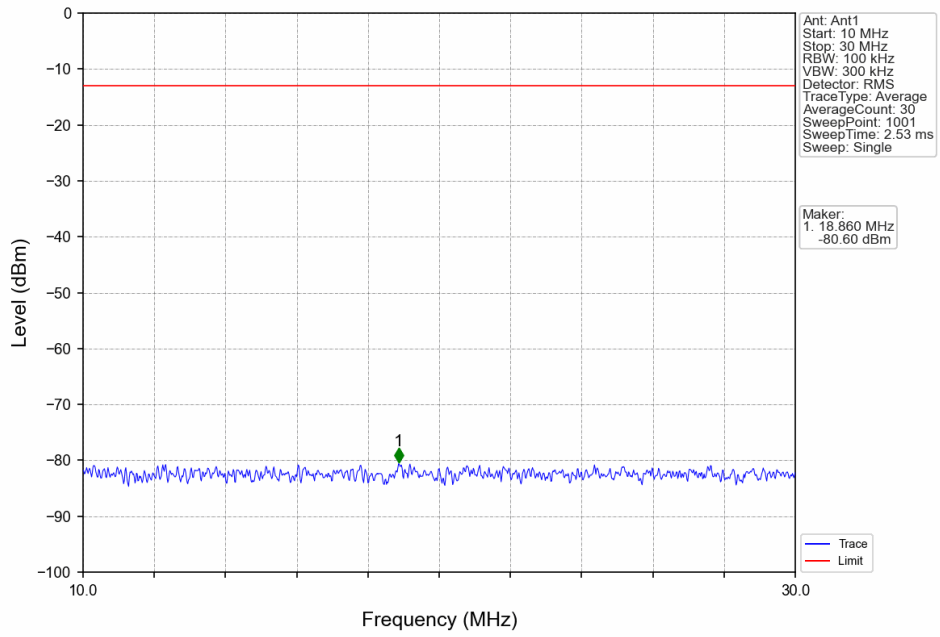
Band2_HSUPA_HCH_1907.6MHz_Subtest 1_NTNV



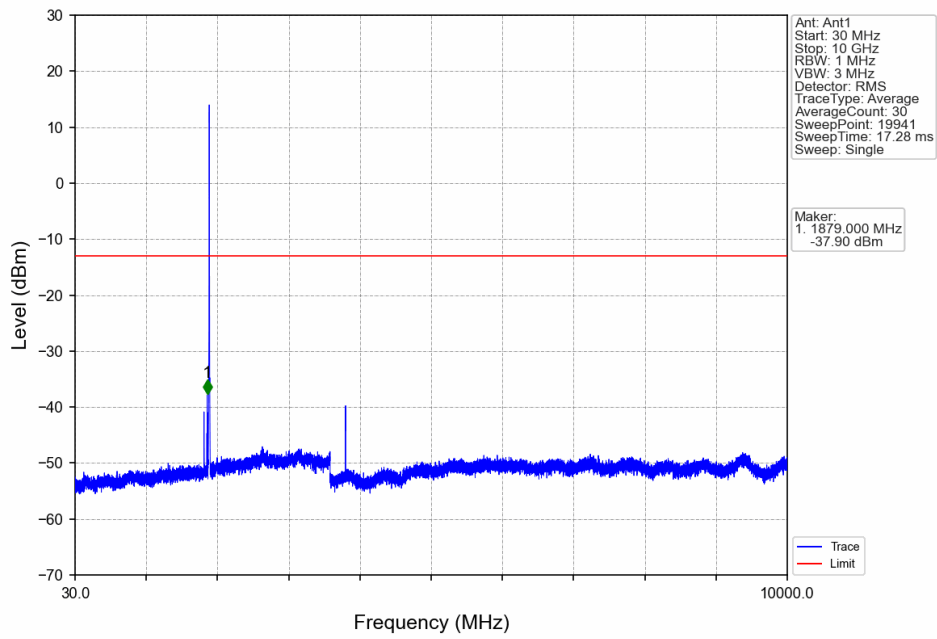
Band2_HSUPA_HCH_1907.6MHz_Subtest 1_NTNV



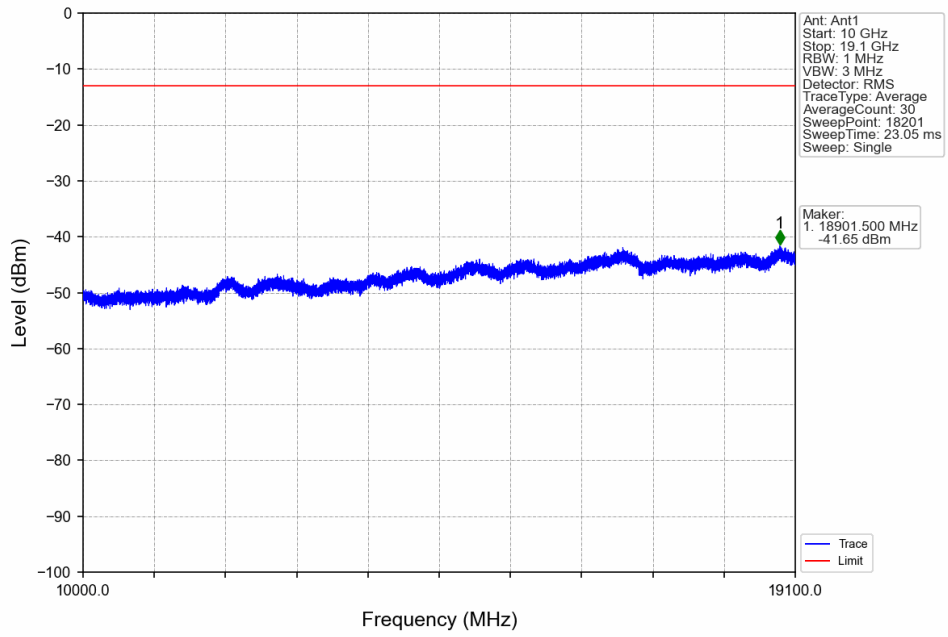
Band2_HSUPA_HCH_1907.6MHz_Subtest 1_NTNV



Band2_HSUPA_HCH_1907.6MHz_Subtest 1_NTNV



Band2_HSUPA_HCH_1907.6MHz_Subtest 1_NTNV



7. Form731

7.1 Form731_Power

7.1.1 Test Result

Band	BW	Lower Freq	High Freq	MAX Power (W)	Value	Hz/ppm	Emission Designator	Rule Parts	MAX Power (dBm)
2	3.84	1852.4	1907.6	0.0964	0.0094	ppm	4M20F9W	24E	19.84

7.2 Form731_EIRP

7.2.1 Test Result

Band	BW	Lower Freq	High Freq	MAX Power (W)	Value	Hz/ppm	Emission Designator	Rule Parts	MAX Power (dBm)
2	3.84	1852.4	1907.6	0.1069	0.0094	ppm	4M20F9W	24E	20.29