

1. Effective (Isotropic) Radiated Power Output Data

1.1 B4_1.4MHz_EIRP

1.1.1 Test Result

Band: 4 / Bandwidth: 1.4MHz / NTV										
Modulation	Frequency (MHz)	RB Allocation		Conducted Power (dBm)	Gain (dBi)	EIRP (dBm)		Verdict		
		Size	Offset			Result	Limit			
QPSK	1710.7	1	0	21.20	0.18	21.38	<=30	Pass		
			2	21.38	0.18	21.56	<=30	Pass		
			5	21.19	0.18	21.37	<=30	Pass		
		3	0	21.06	0.18	21.24	<=30	Pass		
			2	21.03	0.18	21.21	<=30	Pass		
			3	21.05	0.18	21.23	<=30	Pass		
		6	0	20.29	0.18	20.47	<=30	Pass		
		1732.5	1	0	21.01	0.18	21.19	<=30	Pass	
				2	21.13	0.18	21.31	<=30	Pass	
	5			20.94	0.18	21.12	<=30	Pass		
	3		0	21.06	0.18	21.24	<=30	Pass		
			2	21.08	0.18	21.26	<=30	Pass		
			3	21.04	0.18	21.22	<=30	Pass		
	6		0	20.07	0.18	20.25	<=30	Pass		
	1754.3		1	0	20.75	0.18	20.93	<=30	Pass	
				2	20.87	0.18	21.05	<=30	Pass	
		5		20.76	0.18	20.94	<=30	Pass		
		3	0	20.58	0.18	20.76	<=30	Pass		
			2	20.65	0.18	20.83	<=30	Pass		
			3	20.57	0.18	20.75	<=30	Pass		
		6	0	19.95	0.18	20.13	<=30	Pass		
		16QAM	1710.7	1	0	20.06	0.18	20.24	<=30	Pass
					2	20.18	0.18	20.36	<=30	Pass
	5				20.11	0.18	20.29	<=30	Pass	
3	0			20.10	0.18	20.28	<=30	Pass		
	2			20.10	0.18	20.28	<=30	Pass		
	3			20.08	0.18	20.26	<=30	Pass		
6	0			19.06	0.18	19.24	<=30	Pass		
1732.5	1			0	20.19	0.18	20.37	<=30	Pass	
				2	20.30	0.18	20.48	<=30	Pass	
			5	20.17	0.18	20.35	<=30	Pass		
	3		0	20.16	0.18	20.34	<=30	Pass		
			2	20.16	0.18	20.34	<=30	Pass		
			3	20.15	0.18	20.33	<=30	Pass		
	6		0	19.08	0.18	19.26	<=30	Pass		
	1754.3		1	0	19.57	0.18	19.75	<=30	Pass	
				2	19.69	0.18	19.87	<=30	Pass	
5				19.59	0.18	19.77	<=30	Pass		
3			0	19.73	0.18	19.91	<=30	Pass		
			2	19.79	0.18	19.97	<=30	Pass		
			3	19.76	0.18	19.94	<=30	Pass		
6			0	18.72	0.18	18.9	<=30	Pass		

Note1: EIRP=Conducted Power+Antenna Gain

1.2 B4_3MHz_EIRP

1.2.1 Test Result

Band: 4 / Bandwidth: 3MHz / NTNV										
Modulation	Frequency (MHz)	RB Allocation		Conducted Power (dBm)	Gain (dBi)	EIRP (dBm)		Verdict		
		Size	Offset			Result	Limit			
QPSK	1711.5	1	0	21.68	0.18	21.86	<=30	Pass		
			7	21.75	0.18	21.93	<=30	Pass		
			14	21.66	0.18	21.84	<=30	Pass		
		8	0	20.64	0.18	20.82	<=30	Pass		
			4	20.70	0.18	20.88	<=30	Pass		
			7	20.66	0.18	20.84	<=30	Pass		
		15	0	20.58	0.18	20.76	<=30	Pass		
		1732.5	1	0	21.48	0.18	21.66	<=30	Pass	
				7	21.63	0.18	21.81	<=30	Pass	
	14			21.39	0.18	21.57	<=30	Pass		
	8		0	20.60	0.18	20.78	<=30	Pass		
			4	20.60	0.18	20.78	<=30	Pass		
			7	20.54	0.18	20.72	<=30	Pass		
	15		0	20.60	0.18	20.78	<=30	Pass		
	1753.5		1	0	21.32	0.18	21.5	<=30	Pass	
				7	21.41	0.18	21.59	<=30	Pass	
		14		21.38	0.18	21.56	<=30	Pass		
		8	0	20.35	0.18	20.53	<=30	Pass		
			4	20.42	0.18	20.6	<=30	Pass		
			7	20.40	0.18	20.58	<=30	Pass		
		15	0	20.26	0.18	20.44	<=30	Pass		
		16QAM	1711.5	1	0	20.54	0.18	20.72	<=30	Pass
					7	20.65	0.18	20.83	<=30	Pass
	14				20.51	0.18	20.69	<=30	Pass	
8	0			19.56	0.18	19.74	<=30	Pass		
	4			19.61	0.18	19.79	<=30	Pass		
	7			19.57	0.18	19.75	<=30	Pass		
15	0			19.51	0.18	19.69	<=30	Pass		
1732.5	1			0	20.75	0.18	20.93	<=30	Pass	
				7	20.87	0.18	21.05	<=30	Pass	
			14	20.70	0.18	20.88	<=30	Pass		
	8		0	19.59	0.18	19.77	<=30	Pass		
			4	19.58	0.18	19.76	<=30	Pass		
			7	19.50	0.18	19.68	<=30	Pass		
	15		0	19.55	0.18	19.73	<=30	Pass		
	1753.5		1	0	20.60	0.18	20.78	<=30	Pass	
				7	20.70	0.18	20.88	<=30	Pass	
14				20.59	0.18	20.77	<=30	Pass		
8			0	19.33	0.18	19.51	<=30	Pass		
			4	19.39	0.18	19.57	<=30	Pass		
			7	19.36	0.18	19.54	<=30	Pass		
15			0	19.20	0.18	19.38	<=30	Pass		

Note1: EIRP=Conducted Power+Antenna Gain

1.3 B4_5MHz_EIRP

1.3.1 Test Result

Band: 4 / Bandwidth: 5MHz / NTNV										
Modulation	Frequency (MHz)	RB Allocation		Conducted Power (dBm)	Gain (dBi)	EIRP (dBm)		Verdict		
		Size	Offset			Result	Limit			
QPSK	1712.5	1	0	21.42	0.18	21.6	<=30	Pass		
			13	21.55	0.18	21.73	<=30	Pass		
			24	21.40	0.18	21.58	<=30	Pass		
		12	0	20.38	0.18	20.56	<=30	Pass		
			6	20.50	0.18	20.68	<=30	Pass		
			13	20.47	0.18	20.65	<=30	Pass		
		25	0	20.41	0.18	20.59	<=30	Pass		
		1732.5	1	0	21.37	0.18	21.55	<=30	Pass	
				13	21.41	0.18	21.59	<=30	Pass	
	24			21.24	0.18	21.42	<=30	Pass		
	12		0	20.45	0.18	20.63	<=30	Pass		
			6	20.50	0.18	20.68	<=30	Pass		
			13	20.37	0.18	20.55	<=30	Pass		
	25		0	20.48	0.18	20.66	<=30	Pass		
	1752.5		1	0	21.03	0.18	21.21	<=30	Pass	
				13	21.23	0.18	21.41	<=30	Pass	
		24		21.17	0.18	21.35	<=30	Pass		
		12	0	20.09	0.18	20.27	<=30	Pass		
			6	20.19	0.18	20.37	<=30	Pass		
			13	20.14	0.18	20.32	<=30	Pass		
		25	0	20.13	0.18	20.31	<=30	Pass		
		16QAM	1712.5	1	0	20.43	0.18	20.61	<=30	Pass
					13	20.54	0.18	20.72	<=30	Pass
	24				20.44	0.18	20.62	<=30	Pass	
12	0			19.27	0.18	19.45	<=30	Pass		
	6			19.41	0.18	19.59	<=30	Pass		
	13			19.38	0.18	19.56	<=30	Pass		
25	0			19.34	0.18	19.52	<=30	Pass		
1732.5	1			0	20.73	0.18	20.91	<=30	Pass	
				13	20.80	0.18	20.98	<=30	Pass	
			24	20.64	0.18	20.82	<=30	Pass		
	12		0	19.54	0.18	19.72	<=30	Pass		
			6	19.58	0.18	19.76	<=30	Pass		
			13	19.48	0.18	19.66	<=30	Pass		
	25		0	19.47	0.18	19.65	<=30	Pass		
	1752.5		1	0	19.83	0.18	20.01	<=30	Pass	
				13	20.00	0.18	20.18	<=30	Pass	
24				19.91	0.18	20.09	<=30	Pass		
12			0	19.02	0.18	19.2	<=30	Pass		
			6	19.11	0.18	19.29	<=30	Pass		
			13	19.06	0.18	19.24	<=30	Pass		
25			0	19.06	0.18	19.24	<=30	Pass		

Note1: EIRP=Conducted Power+Antenna Gain

1.4 B4_10MHz_EIRP

1.4.1 Test Result

Band: 4 / Bandwidth: 10MHz / NTN										
Modulation	Frequency (MHz)	RB Allocation		Conducted Power (dBm)	Gain (dBi)	EIRP (dBm)		Verdict		
		Size	Offset			Result	Limit			
QPSK	1715	1	0	21.63	0.18	21.81	<=30	Pass		
			25	21.86	0.18	22.04	<=30	Pass		
			49	21.55	0.18	21.73	<=30	Pass		
		25	0	20.55	0.18	20.73	<=30	Pass		
			13	20.64	0.18	20.82	<=30	Pass		
			25	20.61	0.18	20.79	<=30	Pass		
		50	0	20.55	0.18	20.73	<=30	Pass		
		1732.5	1	0	21.46	0.18	21.64	<=30	Pass	
				25	21.63	0.18	21.81	<=30	Pass	
	49			21.30	0.18	21.48	<=30	Pass		
	25		0	20.72	0.18	20.9	<=30	Pass		
			13	20.63	0.18	20.81	<=30	Pass		
			25	20.56	0.18	20.74	<=30	Pass		
	50		0	20.65	0.18	20.83	<=30	Pass		
	1750		1	0	21.11	0.18	21.29	<=30	Pass	
				25	21.40	0.18	21.58	<=30	Pass	
		49		21.26	0.18	21.44	<=30	Pass		
		25	0	20.24	0.18	20.42	<=30	Pass		
			13	20.25	0.18	20.43	<=30	Pass		
			25	20.26	0.18	20.44	<=30	Pass		
		50	0	20.25	0.18	20.43	<=30	Pass		
		16QAM	1715	1	0	20.51	0.18	20.69	<=30	Pass
					25	20.74	0.18	20.92	<=30	Pass
	49				20.50	0.18	20.68	<=30	Pass	
25	0			19.48	0.18	19.66	<=30	Pass		
	13			19.61	0.18	19.79	<=30	Pass		
	25			19.61	0.18	19.79	<=30	Pass		
50	0			19.49	0.18	19.67	<=30	Pass		
1732.5	1			0	20.69	0.18	20.87	<=30	Pass	
				25	20.89	0.18	21.07	<=30	Pass	
			49	20.55	0.18	20.73	<=30	Pass		
	25		0	19.73	0.18	19.91	<=30	Pass		
			13	19.66	0.18	19.84	<=30	Pass		
			25	19.57	0.18	19.75	<=30	Pass		
	50		0	19.62	0.18	19.8	<=30	Pass		
	1750		1	0	20.69	0.18	20.87	<=30	Pass	
				25	20.77	0.18	20.95	<=30	Pass	
49				20.49	0.18	20.67	<=30	Pass		
25			0	19.29	0.18	19.47	<=30	Pass		
			13	19.22	0.18	19.4	<=30	Pass		
			25	19.23	0.18	19.41	<=30	Pass		
50			0	19.21	0.18	19.39	<=30	Pass		

Note1: EIRP=Conducted Power+Antenna Gain

1.5 B4_15MHz_EIRP

1.5.1 Test Result

Band: 4 / Bandwidth: 15MHz / NTNV										
Modulation	Frequency (MHz)	RB Allocation		Conducted Power (dBm)	Gain (dBi)	EIRP (dBm)		Verdict		
		Size	Offset			Result	Limit			
QPSK	1717.5	1	0	21.47	0.18	21.65	<=30	Pass		
			38	21.61	0.18	21.79	<=30	Pass		
			74	21.30	0.18	21.48	<=30	Pass		
		36	0	20.67	0.18	20.85	<=30	Pass		
			18	20.74	0.18	20.92	<=30	Pass		
			39	20.58	0.18	20.76	<=30	Pass		
		75	0	20.62	0.18	20.8	<=30	Pass		
		1732.5	1	0	21.34	0.18	21.52	<=30	Pass	
				38	21.47	0.18	21.65	<=30	Pass	
	74			21.09	0.18	21.27	<=30	Pass		
	36		0	20.64	0.18	20.82	<=30	Pass		
			18	20.55	0.18	20.73	<=30	Pass		
			39	20.41	0.18	20.59	<=30	Pass		
	75		0	20.56	0.18	20.74	<=30	Pass		
	1747.5		1	0	21.01	0.18	21.19	<=30	Pass	
				38	21.20	0.18	21.38	<=30	Pass	
		74		21.08	0.18	21.26	<=30	Pass		
		36	0	20.26	0.18	20.44	<=30	Pass		
			18	20.29	0.18	20.47	<=30	Pass		
			39	20.31	0.18	20.49	<=30	Pass		
		75	0	20.31	0.18	20.49	<=30	Pass		
		16QAM	1717.5	1	0	20.62	0.18	20.8	<=30	Pass
					38	20.80	0.18	20.98	<=30	Pass
	74				20.76	0.18	20.94	<=30	Pass	
36	0			19.51	0.18	19.69	<=30	Pass		
	18			19.58	0.18	19.76	<=30	Pass		
	39			19.48	0.18	19.66	<=30	Pass		
75	0			19.47	0.18	19.65	<=30	Pass		
1732.5	1			0	20.56	0.18	20.74	<=30	Pass	
				38	20.71	0.18	20.89	<=30	Pass	
			74	20.36	0.18	20.54	<=30	Pass		
	36		0	19.63	0.18	19.81	<=30	Pass		
			18	19.57	0.18	19.75	<=30	Pass		
			39	19.43	0.18	19.61	<=30	Pass		
	75		0	19.52	0.18	19.7	<=30	Pass		
	1747.5		1	0	20.74	0.18	20.92	<=30	Pass	
				38	20.69	0.18	20.87	<=30	Pass	
74				20.35	0.18	20.53	<=30	Pass		
36			0	19.32	0.18	19.5	<=30	Pass		
			18	19.31	0.18	19.49	<=30	Pass		
			39	19.24	0.18	19.42	<=30	Pass		
75			0	19.26	0.18	19.44	<=30	Pass		

Note1: EIRP=Conducted Power+Antenna Gain

1.6 B4_20MHz_EIRP

1.6.1 Test Result

Band: 4 / Bandwidth: 20MHz / NTNV

Modulation	Frequency (MHz)	RB Allocation		Conducted Power (dBm)	Gain (dBi)	EIRP (dBm)		Verdict		
		Size	Offset			Result	Limit			
QPSK	1720	1	0	21.24	0.18	21.42	<=30	Pass		
			50	21.67	0.18	21.85	<=30	Pass		
			99	21.14	0.18	21.32	<=30	Pass		
		50	0	20.50	0.18	20.68	<=30	Pass		
			25	20.57	0.18	20.75	<=30	Pass		
			50	20.39	0.18	20.57	<=30	Pass		
		100	0	20.49	0.18	20.67	<=30	Pass		
		1732.5	1	0	21.17	0.18	21.35	<=30	Pass	
				50	21.61	0.18	21.79	<=30	Pass	
	99			20.96	0.18	21.14	<=30	Pass		
	50		0	20.75	0.18	20.93	<=30	Pass		
			25	20.55	0.18	20.73	<=30	Pass		
			50	20.42	0.18	20.6	<=30	Pass		
	100		0	20.58	0.18	20.76	<=30	Pass		
	1745		1	0	21.02	0.18	21.2	<=30	Pass	
				50	21.32	0.18	21.5	<=30	Pass	
		99		20.91	0.18	21.09	<=30	Pass		
		50	0	20.35	0.18	20.53	<=30	Pass		
			25	20.22	0.18	20.4	<=30	Pass		
			50	20.23	0.18	20.41	<=30	Pass		
		100	0	20.29	0.18	20.47	<=30	Pass		
		16QAM	1720	1	0	20.64	0.18	20.82	<=30	Pass
					50	21.16	0.18	21.34	<=30	Pass
	99				20.79	0.18	20.97	<=30	Pass	
50	0			19.41	0.18	19.59	<=30	Pass		
	25			19.50	0.18	19.68	<=30	Pass		
	50			19.38	0.18	19.56	<=30	Pass		
100	0			19.42	0.18	19.6	<=30	Pass		
1732.5	1			0	20.43	0.18	20.61	<=30	Pass	
				50	20.90	0.18	21.08	<=30	Pass	
			99	20.25	0.18	20.43	<=30	Pass		
	50		0	19.74	0.18	19.92	<=30	Pass		
			25	19.54	0.18	19.72	<=30	Pass		
			50	19.38	0.18	19.56	<=30	Pass		
	100		0	19.58	0.18	19.76	<=30	Pass		
	1745		1	0	20.46	0.18	20.64	<=30	Pass	
				50	20.72	0.18	20.9	<=30	Pass	
99				20.01	0.18	20.19	<=30	Pass		
50			0	19.36	0.18	19.54	<=30	Pass		
			25	19.31	0.18	19.49	<=30	Pass		
			50	19.21	0.18	19.39	<=30	Pass		
100			0	19.27	0.18	19.45	<=30	Pass		

Note1: EIRP=Conducted Power+Antenna Gain

2. Frequency Stability

2.1 B4_1.4MHz

2.1.1 Test Result

Band: 4 / Bandwidth: 1.4MHz									
Modulation	Frequency (MHz)	RB Allocation		Temp. (°C)	Voltage (VDC)	Freq. Error (Hz)	Freq. vs. Rated (ppm)		Verdict
		Size	Offset				Result	Limit	
QPSK	1710.7	6	0	20	3.27	-1.931	-0.0011	-2.5 to 2.5	Pass
					3.85	-2.103	-0.0012	-2.5 to 2.5	Pass
					4.43	-0.629	-0.0004	-2.5 to 2.5	Pass
				-30	3.85	2.160	0.0013	-2.5 to 2.5	Pass
				-20	3.85	-4.148	-0.0024	-2.5 to 2.5	Pass
				-10	3.85	-3.934	-0.0023	-2.5 to 2.5	Pass
				0	3.85	3.047	0.0018	-2.5 to 2.5	Pass
				10	3.85	0.887	0.0005	-2.5 to 2.5	Pass
				30	3.85	-3.290	-0.0019	-2.5 to 2.5	Pass
	40	3.85	-4.020	-0.0023	-2.5 to 2.5	Pass			
	50	3.85	22.473	0.0131	-2.5 to 2.5	Pass			
	1732.5	6	0	20	3.27	-11.888	-0.0069	-2.5 to 2.5	Pass
					3.85	-7.796	-0.0045	-2.5 to 2.5	Pass
					4.43	-3.734	-0.0022	-2.5 to 2.5	Pass
				-30	3.85	-3.705	-0.0021	-2.5 to 2.5	Pass
				-20	3.85	-8.454	-0.0049	-2.5 to 2.5	Pass
				-10	3.85	-2.275	-0.0013	-2.5 to 2.5	Pass
				0	3.85	-7.839	-0.0045	-2.5 to 2.5	Pass
				10	3.85	-8.798	-0.0051	-2.5 to 2.5	Pass
				30	3.85	-1.602	-0.0009	-2.5 to 2.5	Pass
	40	3.85	-3.777	-0.0022	-2.5 to 2.5	Pass			
	50	3.85	-9.127	-0.0053	-2.5 to 2.5	Pass			
	1754.3	6	0	20	3.27	-11.959	-0.0068	-2.5 to 2.5	Pass
					3.85	-13.204	-0.0075	-2.5 to 2.5	Pass
					4.43	-3.991	-0.0023	-2.5 to 2.5	Pass
				-30	3.85	-11.659	-0.0066	-2.5 to 2.5	Pass
				-20	3.85	-7.324	-0.0042	-2.5 to 2.5	Pass
-10				3.85	-2.704	-0.0015	-2.5 to 2.5	Pass	
0				3.85	-5.035	-0.0029	-2.5 to 2.5	Pass	
10				3.85	-4.692	-0.0027	-2.5 to 2.5	Pass	
30				3.85	-11.530	-0.0066	-2.5 to 2.5	Pass	
40	3.85	-4.120	-0.0023	-2.5 to 2.5	Pass				
50	3.85	-7.238	-0.0041	-2.5 to 2.5	Pass				
16QAM	1710.7	6	0	20	3.27	6.380	0.0037	-2.5 to 2.5	Pass
					3.85	-1.645	-0.0010	-2.5 to 2.5	Pass
					4.43	-0.114	-0.0001	-2.5 to 2.5	Pass
				-30	3.85	-1.173	-0.0007	-2.5 to 2.5	Pass
				-20	3.85	-1.287	-0.0008	-2.5 to 2.5	Pass
				-10	3.85	-4.120	-0.0024	-2.5 to 2.5	Pass
				0	3.85	-6.680	-0.0039	-2.5 to 2.5	Pass
				10	3.85	-10.614	-0.0062	-2.5 to 2.5	Pass
				30	3.85	-10.986	-0.0064	-2.5 to 2.5	Pass
	40	3.85	-1.688	-0.0010	-2.5 to 2.5	Pass			
	50	3.85	-7.339	-0.0043	-2.5 to 2.5	Pass			
	1732.5	6	0	20	3.27	-0.186	-0.0001	-2.5 to 2.5	Pass
					3.85	-5.908	-0.0034	-2.5 to 2.5	Pass
					4.43	-5.865	-0.0034	-2.5 to 2.5	Pass
				-30	3.85	-7.138	-0.0041	-2.5 to 2.5	Pass
				-20	3.85	-5.865	-0.0034	-2.5 to 2.5	Pass
				-10	3.85	-1.545	-0.0009	-2.5 to 2.5	Pass
				0	3.85	-4.950	-0.0029	-2.5 to 2.5	Pass
10				3.85	-3.219	-0.0019	-2.5 to 2.5	Pass	

				30	3.85	-5.765	-0.0033	-2.5 to 2.5	Pass
				40	3.85	-3.762	-0.0022	-2.5 to 2.5	Pass
				50	3.85	-4.106	-0.0024	-2.5 to 2.5	Pass
	1754.3	6	0	20	3.27	-4.034	-0.0023	-2.5 to 2.5	Pass
					3.85	-0.315	-0.0002	-2.5 to 2.5	Pass
					4.43	-7.310	-0.0042	-2.5 to 2.5	Pass
				-30	3.85	-8.683	-0.0049	-2.5 to 2.5	Pass
				-20	3.85	-4.063	-0.0023	-2.5 to 2.5	Pass
				-10	3.85	-13.347	-0.0076	-2.5 to 2.5	Pass
				0	3.85	0.443	0.0003	-2.5 to 2.5	Pass
				10	3.85	-2.975	-0.0017	-2.5 to 2.5	Pass
				30	3.85	-9.356	-0.0053	-2.5 to 2.5	Pass
				40	3.85	-8.698	-0.0050	-2.5 to 2.5	Pass
				50	3.85	-9.084	-0.0052	-2.5 to 2.5	Pass

2.2 B4_3MHz

2.2.1 Test Result

Band: 4 / Bandwidth: 3MHz									
Modulation	Frequency (MHz)	RB Allocation		Temp. (°C)	Voltage (VDC)	Freq. Error (Hz)	Freq. vs. Rated (ppm)		Verdict
		Size	Offset				Result	Limit	
QPSK	1711.5	15	0	20	3.27	-2.789	-0.0016	-2.5 to 2.5	Pass
					3.85	-7.524	-0.0044	-2.5 to 2.5	Pass
					4.43	-4.964	-0.0029	-2.5 to 2.5	Pass
				-30	3.85	-0.043	0.0000	-2.5 to 2.5	Pass
				-20	3.85	-6.609	-0.0039	-2.5 to 2.5	Pass
				-10	3.85	-4.992	-0.0029	-2.5 to 2.5	Pass
				0	3.85	1.073	0.0006	-2.5 to 2.5	Pass
				10	3.85	-1.817	-0.0011	-2.5 to 2.5	Pass
				30	3.85	-2.975	-0.0017	-2.5 to 2.5	Pass
				40	3.85	-2.704	-0.0016	-2.5 to 2.5	Pass
				50	3.85	-3.576	-0.0021	-2.5 to 2.5	Pass
				1732.5	15	0	20	3.27	-6.952
	3.85	-1.044	-0.0006					-2.5 to 2.5	Pass
	4.43	-5.550	-0.0032					-2.5 to 2.5	Pass
	-30	3.85	-1.431				-0.0008	-2.5 to 2.5	Pass
	-20	3.85	-3.934				-0.0023	-2.5 to 2.5	Pass
	-10	3.85	-4.091				-0.0024	-2.5 to 2.5	Pass
	0	3.85	-0.501				-0.0003	-2.5 to 2.5	Pass
	10	3.85	0.257				0.0001	-2.5 to 2.5	Pass
	30	3.85	2.317				0.0013	-2.5 to 2.5	Pass
	40	3.85	-2.618				-0.0015	-2.5 to 2.5	Pass
	50	3.85	-5.980				-0.0035	-2.5 to 2.5	Pass
	1753.5	15	0				20	3.27	-4.563
				3.85	-5.679	-0.0032		-2.5 to 2.5	Pass
				4.43	-1.731	-0.0010		-2.5 to 2.5	Pass
				-30	3.85	-11.415	-0.0065	-2.5 to 2.5	Pass
				-20	3.85	-3.147	-0.0018	-2.5 to 2.5	Pass
				-10	3.85	-4.549	-0.0026	-2.5 to 2.5	Pass
				0	3.85	-3.419	-0.0019	-2.5 to 2.5	Pass
				10	3.85	-3.033	-0.0017	-2.5 to 2.5	Pass

				30	3.85	-7.539	-0.0043	-2.5 to 2.5	Pass
				40	3.85	-6.609	-0.0038	-2.5 to 2.5	Pass
				50	3.85	-3.176	-0.0018	-2.5 to 2.5	Pass
16QAM	1711.5	15	0	20	3.27	-2.432	-0.0014	-2.5 to 2.5	Pass
					3.85	-1.459	-0.0009	-2.5 to 2.5	Pass
					4.43	-5.479	-0.0032	-2.5 to 2.5	Pass
				-30	3.85	-4.892	-0.0029	-2.5 to 2.5	Pass
				-20	3.85	-2.317	-0.0014	-2.5 to 2.5	Pass
				-10	3.85	1.745	0.0010	-2.5 to 2.5	Pass
				0	3.85	-3.047	-0.0018	-2.5 to 2.5	Pass
				10	3.85	-4.420	-0.0026	-2.5 to 2.5	Pass
				30	3.85	0.687	0.0004	-2.5 to 2.5	Pass
				40	3.85	-6.423	-0.0038	-2.5 to 2.5	Pass
	50	3.85	-6.008	-0.0035	-2.5 to 2.5	Pass			
	1732.5	15	0	20	3.27	2.890	0.0017	-2.5 to 2.5	Pass
					3.85	-1.631	-0.0009	-2.5 to 2.5	Pass
					4.43	0.243	0.0001	-2.5 to 2.5	Pass
				-30	3.85	-8.197	-0.0047	-2.5 to 2.5	Pass
				-20	3.85	3.476	0.0020	-2.5 to 2.5	Pass
				-10	3.85	4.506	0.0026	-2.5 to 2.5	Pass
				0	3.85	-7.768	-0.0045	-2.5 to 2.5	Pass
				10	3.85	-5.593	-0.0032	-2.5 to 2.5	Pass
				30	3.85	-2.217	-0.0013	-2.5 to 2.5	Pass
				40	3.85	0.243	0.0001	-2.5 to 2.5	Pass
	50	3.85	-2.818	-0.0016	-2.5 to 2.5	Pass			
	1753.5	15	0	20	3.27	-10.486	-0.0060	-2.5 to 2.5	Pass
					3.85	-3.262	-0.0019	-2.5 to 2.5	Pass
					4.43	-8.669	-0.0049	-2.5 to 2.5	Pass
				-30	3.85	2.203	0.0013	-2.5 to 2.5	Pass
				-20	3.85	-11.802	-0.0067	-2.5 to 2.5	Pass
				-10	3.85	-8.912	-0.0051	-2.5 to 2.5	Pass
				0	3.85	-4.921	-0.0028	-2.5 to 2.5	Pass
				10	3.85	-10.986	-0.0063	-2.5 to 2.5	Pass
30				3.85	-1.531	-0.0009	-2.5 to 2.5	Pass	
40				3.85	-0.315	-0.0002	-2.5 to 2.5	Pass	
50	3.85	-4.692	-0.0027	-2.5 to 2.5	Pass				

2.3 B4_5MHz

2.3.1 Test Result

Band: 4 / Bandwidth: 5MHz									
Modulation	Frequency (MHz)	RB Allocation		Temp. (°C)	Voltage (VDC)	Freq. Error (Hz)	Freq. vs. Rated (ppm)		Verdict
		Size	Offset				Result	Limit	
QPSK	1712.5	25	0	20	3.27	-0.343	-0.0002	-2.5 to 2.5	Pass
					3.85	-6.180	-0.0036	-2.5 to 2.5	Pass
					4.43	-7.010	-0.0041	-2.5 to 2.5	Pass
				-30	3.85	-8.140	-0.0048	-2.5 to 2.5	Pass
				-20	3.85	-3.219	-0.0019	-2.5 to 2.5	Pass
				-10	3.85	-4.563	-0.0027	-2.5 to 2.5	Pass
				0	3.85	-2.632	-0.0015	-2.5 to 2.5	Pass
				10	3.85	-6.022	-0.0035	-2.5 to 2.5	Pass

	1732.5	25	0	30	3.85	-6.852	-0.0040	-2.5 to 2.5	Pass			
				40	3.85	-6.409	-0.0037	-2.5 to 2.5	Pass			
				50	3.85	-8.125	-0.0047	-2.5 to 2.5	Pass			
				20	3.27	-5.665	-0.0033	-2.5 to 2.5	Pass			
					3.85	-0.601	-0.0003	-2.5 to 2.5	Pass			
					4.43	-9.470	-0.0055	-2.5 to 2.5	Pass			
				-30	3.85	-8.583	-0.0050	-2.5 to 2.5	Pass			
				-20	3.85	-10.457	-0.0060	-2.5 to 2.5	Pass			
				-10	3.85	-8.354	-0.0048	-2.5 to 2.5	Pass			
				0	3.85	-14.720	-0.0085	-2.5 to 2.5	Pass			
				10	3.85	-5.307	-0.0031	-2.5 to 2.5	Pass			
				30	3.85	-6.309	-0.0036	-2.5 to 2.5	Pass			
				40	3.85	-6.666	-0.0038	-2.5 to 2.5	Pass			
				50	3.85	-11.373	-0.0066	-2.5 to 2.5	Pass			
				1752.5	25	0	20	3.27	-10.529	-0.0060	-2.5 to 2.5	Pass
	3.85	-6.766	-0.0039					-2.5 to 2.5	Pass			
	4.43	-8.583	-0.0049					-2.5 to 2.5	Pass			
	-30	3.85	-8.211				-0.0047	-2.5 to 2.5	Pass			
	-20	3.85	-4.807				-0.0027	-2.5 to 2.5	Pass			
	-10	3.85	-4.892				-0.0028	-2.5 to 2.5	Pass			
	0	3.85	-6.380				-0.0036	-2.5 to 2.5	Pass			
	10	3.85	-8.769				-0.0050	-2.5 to 2.5	Pass			
	30	3.85	-12.589				-0.0072	-2.5 to 2.5	Pass			
	40	3.85	-8.082				-0.0046	-2.5 to 2.5	Pass			
	50	3.85	-4.106				-0.0023	-2.5 to 2.5	Pass			
16QAM	1712.5	25	0				20	3.27	-5.651	-0.0033	-2.5 to 2.5	Pass
								3.85	-8.998	-0.0053	-2.5 to 2.5	Pass
								4.43	-4.363	-0.0025	-2.5 to 2.5	Pass
							-30	3.85	-8.640	-0.0050	-2.5 to 2.5	Pass
				-20	3.85	-4.206	-0.0025	-2.5 to 2.5	Pass			
				-10	3.85	-2.160	-0.0013	-2.5 to 2.5	Pass			
				0	3.85	-5.980	-0.0035	-2.5 to 2.5	Pass			
				10	3.85	-7.367	-0.0043	-2.5 to 2.5	Pass			
				30	3.85	-9.184	-0.0054	-2.5 to 2.5	Pass			
				40	3.85	-1.516	-0.0009	-2.5 to 2.5	Pass			
				50	3.85	0.143	0.0001	-2.5 to 2.5	Pass			
				1732.5	25	0	20	3.27	-6.166	-0.0036	-2.5 to 2.5	Pass
								3.85	-1.445	-0.0008	-2.5 to 2.5	Pass
								4.43	-1.245	-0.0007	-2.5 to 2.5	Pass
							-30	3.85	-11.129	-0.0064	-2.5 to 2.5	Pass
	-20	3.85	-8.268				-0.0048	-2.5 to 2.5	Pass			
	-10	3.85	-4.263				-0.0025	-2.5 to 2.5	Pass			
	0	3.85	-6.166				-0.0036	-2.5 to 2.5	Pass			
	10	3.85	-3.018				-0.0017	-2.5 to 2.5	Pass			
	30	3.85	-4.592				-0.0027	-2.5 to 2.5	Pass			
	40	3.85	-10.629				-0.0061	-2.5 to 2.5	Pass			
	50	3.85	-10.357				-0.0060	-2.5 to 2.5	Pass			
	1752.5	25	0				20	3.27	0.029	0.0000	-2.5 to 2.5	Pass
								3.85	-5.951	-0.0034	-2.5 to 2.5	Pass
								4.43	-10.314	-0.0059	-2.5 to 2.5	Pass
-30							3.85	-3.562	-0.0020	-2.5 to 2.5	Pass	
-20				3.85	-4.306	-0.0025	-2.5 to 2.5	Pass				
-10				3.85	-11.902	-0.0068	-2.5 to 2.5	Pass				
0				3.85	-0.315	-0.0002	-2.5 to 2.5	Pass				
10				3.85	-9.785	-0.0056	-2.5 to 2.5	Pass				

				30	3.85	2.418	0.0014	-2.5 to 2.5	Pass
				40	3.85	-9.813	-0.0056	-2.5 to 2.5	Pass
				50	3.85	-8.397	-0.0048	-2.5 to 2.5	Pass

2.4 B4_10MHz

2.4.1 Test Result

Band: 4 / Bandwidth: 10MHz									
Modulation	Frequency (MHz)	RB Allocation		Temp. (°C)	Voltage (VDC)	Freq. Error (Hz)	Freq. vs. Rated (ppm)		Verdict
		Size	Offset				Result	Limit	
QPSK	1715	50	0	20	3.27	-7.238	-0.0042	-2.5 to 2.5	Pass
					3.85	-8.211	-0.0048	-2.5 to 2.5	Pass
					4.43	-4.306	-0.0025	-2.5 to 2.5	Pass
				-30	3.85	-4.950	-0.0029	-2.5 to 2.5	Pass
				-20	3.85	-7.052	-0.0041	-2.5 to 2.5	Pass
				-10	3.85	-5.679	-0.0033	-2.5 to 2.5	Pass
				0	3.85	-4.406	-0.0026	-2.5 to 2.5	Pass
				10	3.85	-4.792	-0.0028	-2.5 to 2.5	Pass
				30	3.85	-5.779	-0.0034	-2.5 to 2.5	Pass
				40	3.85	-6.337	-0.0037	-2.5 to 2.5	Pass
	50	3.85	-9.542	-0.0056	-2.5 to 2.5	Pass			
	1732.5	50	0	20	3.27	-8.097	-0.0047	-2.5 to 2.5	Pass
					3.85	-1.674	-0.0010	-2.5 to 2.5	Pass
					4.43	-8.368	-0.0048	-2.5 to 2.5	Pass
				-30	3.85	-3.920	-0.0023	-2.5 to 2.5	Pass
				-20	3.85	-2.174	-0.0013	-2.5 to 2.5	Pass
				-10	3.85	-0.744	-0.0004	-2.5 to 2.5	Pass
				0	3.85	-7.567	-0.0044	-2.5 to 2.5	Pass
				10	3.85	-2.832	-0.0016	-2.5 to 2.5	Pass
				30	3.85	-7.095	-0.0041	-2.5 to 2.5	Pass
				40	3.85	-3.977	-0.0023	-2.5 to 2.5	Pass
	50	3.85	-6.623	-0.0038	-2.5 to 2.5	Pass			
	1750	50	0	20	3.27	-8.168	-0.0047	-2.5 to 2.5	Pass
					3.85	-5.322	-0.0030	-2.5 to 2.5	Pass
					4.43	-2.403	-0.0014	-2.5 to 2.5	Pass
				-30	3.85	-5.121	-0.0029	-2.5 to 2.5	Pass
				-20	3.85	-6.080	-0.0035	-2.5 to 2.5	Pass
				-10	3.85	-3.963	-0.0023	-2.5 to 2.5	Pass
				0	3.85	-3.247	-0.0019	-2.5 to 2.5	Pass
				10	3.85	-4.649	-0.0027	-2.5 to 2.5	Pass
30				3.85	-9.813	-0.0056	-2.5 to 2.5	Pass	
40				3.85	-10.772	-0.0062	-2.5 to 2.5	Pass	
50	3.85	-7.210	-0.0041	-2.5 to 2.5	Pass				
16QAM	1715	50	0	20	3.27	-7.496	-0.0044	-2.5 to 2.5	Pass
					3.85	-4.420	-0.0026	-2.5 to 2.5	Pass
					4.43	-5.579	-0.0033	-2.5 to 2.5	Pass
				-30	3.85	-3.719	-0.0022	-2.5 to 2.5	Pass
				-20	3.85	-8.168	-0.0048	-2.5 to 2.5	Pass
				-10	3.85	-5.522	-0.0032	-2.5 to 2.5	Pass
0	3.85	-5.608	-0.0033	-2.5 to 2.5	Pass				
10	3.85	-10.743	-0.0063	-2.5 to 2.5	Pass				

	1732.5	50	0	30	3.85	-14.720	-0.0086	-2.5 to 2.5	Pass
				40	3.85	-6.280	-0.0037	-2.5 to 2.5	Pass
				50	3.85	-8.712	-0.0051	-2.5 to 2.5	Pass
				20	3.27	-5.951	-0.0034	-2.5 to 2.5	Pass
					3.85	-2.060	-0.0012	-2.5 to 2.5	Pass
					4.43	-4.892	-0.0028	-2.5 to 2.5	Pass
				-30	3.85	-1.888	-0.0011	-2.5 to 2.5	Pass
				-20	3.85	-8.869	-0.0051	-2.5 to 2.5	Pass
				-10	3.85	1.860	0.0011	-2.5 to 2.5	Pass
				0	3.85	-6.437	-0.0037	-2.5 to 2.5	Pass
				10	3.85	-8.869	-0.0051	-2.5 to 2.5	Pass
				30	3.85	-1.974	-0.0011	-2.5 to 2.5	Pass
	40	3.85	-8.640	-0.0050	-2.5 to 2.5	Pass			
	50	3.85	-8.569	-0.0049	-2.5 to 2.5	Pass			
	1750	50	0	20	3.27	-5.279	-0.0030	-2.5 to 2.5	Pass
					3.85	-4.492	-0.0026	-2.5 to 2.5	Pass
					4.43	-2.789	-0.0016	-2.5 to 2.5	Pass
				-30	3.85	-4.678	-0.0027	-2.5 to 2.5	Pass
				-20	3.85	-1.373	-0.0008	-2.5 to 2.5	Pass
				-10	3.85	-7.167	-0.0041	-2.5 to 2.5	Pass
				0	3.85	-10.200	-0.0058	-2.5 to 2.5	Pass
				10	3.85	-6.752	-0.0039	-2.5 to 2.5	Pass
				30	3.85	-9.313	-0.0053	-2.5 to 2.5	Pass
				40	3.85	-8.955	-0.0051	-2.5 to 2.5	Pass
50				3.85	-4.005	-0.0023	-2.5 to 2.5	Pass	

2.5 B4_15MHz

2.5.1 Test Result

Band: 4 / Bandwidth: 15MHz									
Modulation	Frequency (MHz)	RB Allocation		Temp. (°C)	Voltage (VDC)	Freq. Error (Hz)	Freq. vs. Rated (ppm)		Verdict
		Size	Offset				Result	Limit	
QPSK	1717.5	75	0	20	3.27	-6.680	-0.0039	-2.5 to 2.5	Pass
					3.85	-9.899	-0.0058	-2.5 to 2.5	Pass
					4.43	-6.852	-0.0040	-2.5 to 2.5	Pass
				-30	3.85	-8.354	-0.0049	-2.5 to 2.5	Pass
				-20	3.85	-4.506	-0.0026	-2.5 to 2.5	Pass
				-10	3.85	-6.194	-0.0036	-2.5 to 2.5	Pass
				0	3.85	-7.496	-0.0044	-2.5 to 2.5	Pass
				10	3.85	-5.836	-0.0034	-2.5 to 2.5	Pass
				30	3.85	-4.950	-0.0029	-2.5 to 2.5	Pass
	40	3.85	-7.110	-0.0041	-2.5 to 2.5	Pass			
	50	3.85	-2.604	-0.0015	-2.5 to 2.5	Pass			
	1732.5	75	0	20	3.27	-6.652	-0.0038	-2.5 to 2.5	Pass
					3.85	-5.736	-0.0033	-2.5 to 2.5	Pass
					4.43	-6.652	-0.0038	-2.5 to 2.5	Pass
				-30	3.85	-5.465	-0.0032	-2.5 to 2.5	Pass
				-20	3.85	-5.894	-0.0034	-2.5 to 2.5	Pass
				-10	3.85	-6.795	-0.0039	-2.5 to 2.5	Pass
				0	3.85	-6.251	-0.0036	-2.5 to 2.5	Pass
10				3.85	-6.709	-0.0039	-2.5 to 2.5	Pass	

				30	3.85	-4.091	-0.0024	-2.5 to 2.5	Pass
				40	3.85	-5.822	-0.0034	-2.5 to 2.5	Pass
				50	3.85	-1.731	-0.0010	-2.5 to 2.5	Pass
				20	3.27	-6.537	-0.0037	-2.5 to 2.5	Pass
					3.85	-8.368	-0.0048	-2.5 to 2.5	Pass
					4.43	-4.721	-0.0027	-2.5 to 2.5	Pass
				-30	3.85	-12.431	-0.0071	-2.5 to 2.5	Pass
				-20	3.85	-4.520	-0.0026	-2.5 to 2.5	Pass
				-10	3.85	-6.180	-0.0035	-2.5 to 2.5	Pass
				0	3.85	-5.951	-0.0034	-2.5 to 2.5	Pass
				10	3.85	-9.255	-0.0053	-2.5 to 2.5	Pass
				30	3.85	-9.985	-0.0057	-2.5 to 2.5	Pass
				40	3.85	-3.219	-0.0018	-2.5 to 2.5	Pass
				50	3.85	-9.699	-0.0056	-2.5 to 2.5	Pass
				16QAM	1717.5	75	0	20	3.27
3.85	-7.524	-0.0044	-2.5 to 2.5						Pass
4.43	-4.606	-0.0027	-2.5 to 2.5						Pass
-30	3.85	-3.033	-0.0018					-2.5 to 2.5	Pass
-20	3.85	-6.180	-0.0036					-2.5 to 2.5	Pass
-10	3.85	-5.636	-0.0033					-2.5 to 2.5	Pass
0	3.85	-5.808	-0.0034					-2.5 to 2.5	Pass
10	3.85	-4.506	-0.0026					-2.5 to 2.5	Pass
30	3.85	-6.738	-0.0039					-2.5 to 2.5	Pass
40	3.85	-6.695	-0.0039					-2.5 to 2.5	Pass
50	3.85	-4.921	-0.0029					-2.5 to 2.5	Pass
1732.5	75	0	20					3.27	-2.346
					3.85	-6.394	-0.0037	-2.5 to 2.5	Pass
					4.43	-4.277	-0.0025	-2.5 to 2.5	Pass
			-30		3.85	-0.787	-0.0005	-2.5 to 2.5	Pass
			-20		3.85	-0.830	-0.0005	-2.5 to 2.5	Pass
			-10		3.85	-4.478	-0.0026	-2.5 to 2.5	Pass
			0		3.85	-8.368	-0.0048	-2.5 to 2.5	Pass
			10		3.85	-2.990	-0.0017	-2.5 to 2.5	Pass
			30		3.85	-2.804	-0.0016	-2.5 to 2.5	Pass
			40		3.85	-3.147	-0.0018	-2.5 to 2.5	Pass
			50		3.85	-4.935	-0.0028	-2.5 to 2.5	Pass
			1747.5		75	0	20	3.27	-8.698
3.85	-4.363	-0.0025						-2.5 to 2.5	Pass
4.43	-6.366	-0.0036						-2.5 to 2.5	Pass
-30	3.85	-4.334					-0.0025	-2.5 to 2.5	Pass
-20	3.85	-0.529					-0.0003	-2.5 to 2.5	Pass
-10	3.85	-8.583		-0.0049			-2.5 to 2.5	Pass	
0	3.85	-11.115		-0.0064			-2.5 to 2.5	Pass	
10	3.85	-6.981		-0.0040			-2.5 to 2.5	Pass	
30	3.85	-7.710		-0.0044			-2.5 to 2.5	Pass	
40	3.85	-7.639		-0.0044			-2.5 to 2.5	Pass	
50	3.85	-9.956		-0.0057			-2.5 to 2.5	Pass	

2.6 B4_20MHz

2.6.1 Test Result

Band: 4 / Bandwidth: 20MHz									
Modulation	Frequency (MHz)	RB Allocation		Temp. (°C)	Voltage (VDC)	Freq. Error (Hz)	Freq. vs. Rated (ppm)		Verdict
		Size	Offset				Result	Limit	
QPSK	1720	100	0	20	3.27	-5.779	-0.0034	-2.5 to 2.5	Pass
					3.85	-6.924	-0.0040	-2.5 to 2.5	Pass
					4.43	-3.018	-0.0018	-2.5 to 2.5	Pass
				-30	3.85	-7.753	-0.0045	-2.5 to 2.5	Pass
				-20	3.85	-7.968	-0.0046	-2.5 to 2.5	Pass
				-10	3.85	-8.841	-0.0051	-2.5 to 2.5	Pass
				0	3.85	-7.238	-0.0042	-2.5 to 2.5	Pass
				10	3.85	-4.277	-0.0025	-2.5 to 2.5	Pass
				30	3.85	-1.574	-0.0009	-2.5 to 2.5	Pass
	40	3.85	-3.691	-0.0021	-2.5 to 2.5	Pass			
	50	3.85	-7.253	-0.0042	-2.5 to 2.5	Pass			
	1732.5	100	0	20	3.27	-0.758	-0.0004	-2.5 to 2.5	Pass
					3.85	-8.540	-0.0049	-2.5 to 2.5	Pass
					4.43	-3.963	-0.0023	-2.5 to 2.5	Pass
				-30	3.85	-4.120	-0.0024	-2.5 to 2.5	Pass
				-20	3.85	-6.495	-0.0037	-2.5 to 2.5	Pass
				-10	3.85	-3.505	-0.0020	-2.5 to 2.5	Pass
				0	3.85	-4.678	-0.0027	-2.5 to 2.5	Pass
				10	3.85	-3.433	-0.0020	-2.5 to 2.5	Pass
				30	3.85	-6.223	-0.0036	-2.5 to 2.5	Pass
	40	3.85	-6.552	-0.0038	-2.5 to 2.5	Pass			
	50	3.85	-3.390	-0.0020	-2.5 to 2.5	Pass			
	1745	100	0	20	3.27	-3.304	-0.0019	-2.5 to 2.5	Pass
					3.85	0.558	0.0003	-2.5 to 2.5	Pass
					4.43	-5.178	-0.0030	-2.5 to 2.5	Pass
				-30	3.85	-2.232	-0.0013	-2.5 to 2.5	Pass
				-20	3.85	-3.176	-0.0018	-2.5 to 2.5	Pass
-10				3.85	-0.372	-0.0002	-2.5 to 2.5	Pass	
0				3.85	1.731	0.0010	-2.5 to 2.5	Pass	
10				3.85	0.300	0.0002	-2.5 to 2.5	Pass	
30				3.85	-3.490	-0.0020	-2.5 to 2.5	Pass	
40	3.85	-4.821	-0.0028	-2.5 to 2.5	Pass				
50	3.85	-2.847	-0.0016	-2.5 to 2.5	Pass				
16QAM	1720	100	0	20	3.27	-4.807	-0.0028	-2.5 to 2.5	Pass
					3.85	-5.364	-0.0031	-2.5 to 2.5	Pass
					4.43	-6.137	-0.0036	-2.5 to 2.5	Pass
				-30	3.85	-1.502	-0.0009	-2.5 to 2.5	Pass
				-20	3.85	-2.503	-0.0015	-2.5 to 2.5	Pass
				-10	3.85	-1.845	-0.0011	-2.5 to 2.5	Pass
				0	3.85	-6.323	-0.0037	-2.5 to 2.5	Pass
				10	3.85	-2.832	-0.0016	-2.5 to 2.5	Pass
				30	3.85	-4.721	-0.0027	-2.5 to 2.5	Pass
	40	3.85	-2.918	-0.0017	-2.5 to 2.5	Pass			
	50	3.85	1.817	0.0011	-2.5 to 2.5	Pass			
	1732.5	100	0	20	3.27	-8.054	-0.0046	-2.5 to 2.5	Pass
					3.85	-5.593	-0.0032	-2.5 to 2.5	Pass
					4.43	-4.935	-0.0028	-2.5 to 2.5	Pass
				-30	3.85	-9.255	-0.0053	-2.5 to 2.5	Pass
				-20	3.85	-5.279	-0.0030	-2.5 to 2.5	Pass
				-10	3.85	-12.646	-0.0073	-2.5 to 2.5	Pass
				0	3.85	-3.905	-0.0023	-2.5 to 2.5	Pass
10				3.85	-10.214	-0.0059	-2.5 to 2.5	Pass	

	1745	100	0	30	3.85	-8.683	-0.0050	-2.5 to 2.5	Pass
				40	3.85	-6.738	-0.0039	-2.5 to 2.5	Pass
				50	3.85	-12.360	-0.0071	-2.5 to 2.5	Pass
				20	3.27	-7.896	-0.0045	-2.5 to 2.5	Pass
					3.85	-5.693	-0.0033	-2.5 to 2.5	Pass
					4.43	1.273	0.0007	-2.5 to 2.5	Pass
				-30	3.85	-5.536	-0.0032	-2.5 to 2.5	Pass
				-20	3.85	-4.520	-0.0026	-2.5 to 2.5	Pass
				-10	3.85	-2.332	-0.0013	-2.5 to 2.5	Pass
				0	3.85	-2.503	-0.0014	-2.5 to 2.5	Pass
				10	3.85	-4.120	-0.0024	-2.5 to 2.5	Pass
				30	3.85	-3.848	-0.0022	-2.5 to 2.5	Pass
				40	3.85	-0.100	-0.0001	-2.5 to 2.5	Pass
				50	3.85	-4.950	-0.0028	-2.5 to 2.5	Pass

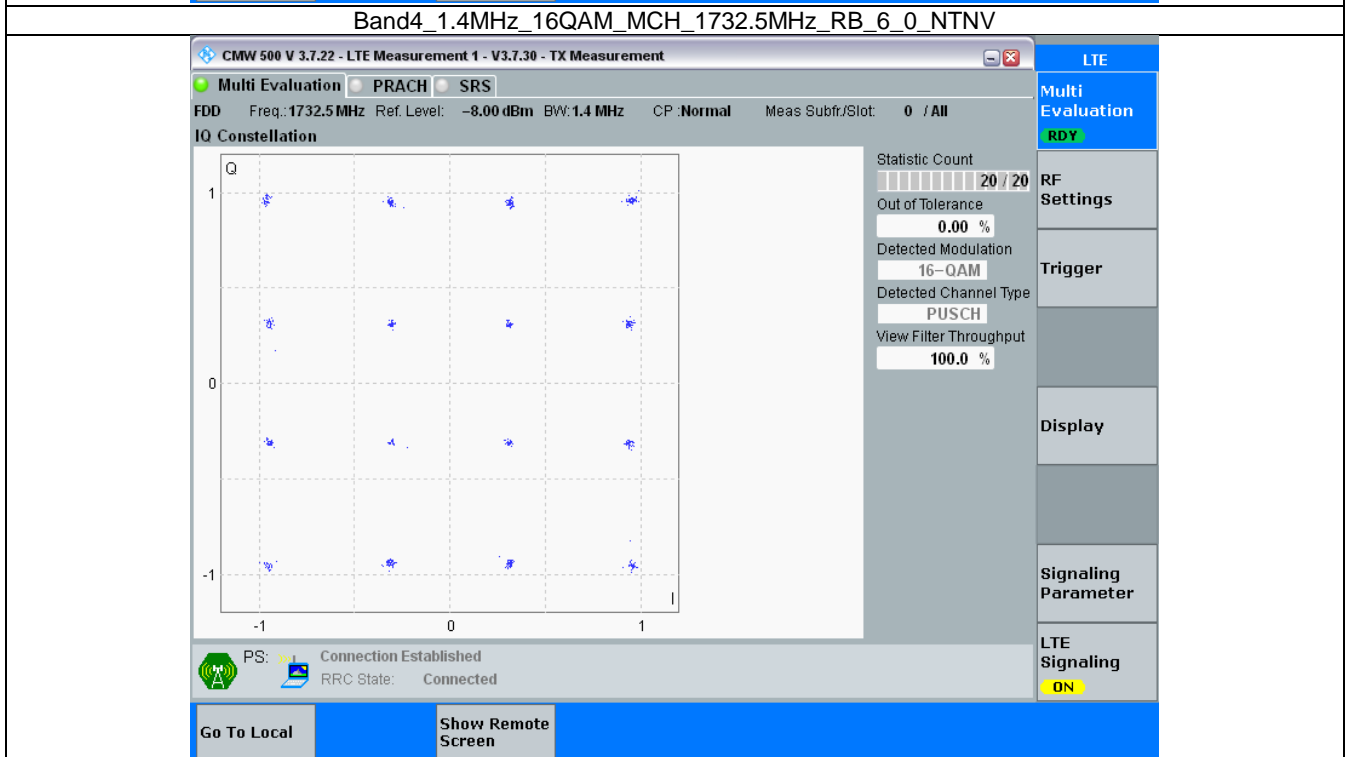
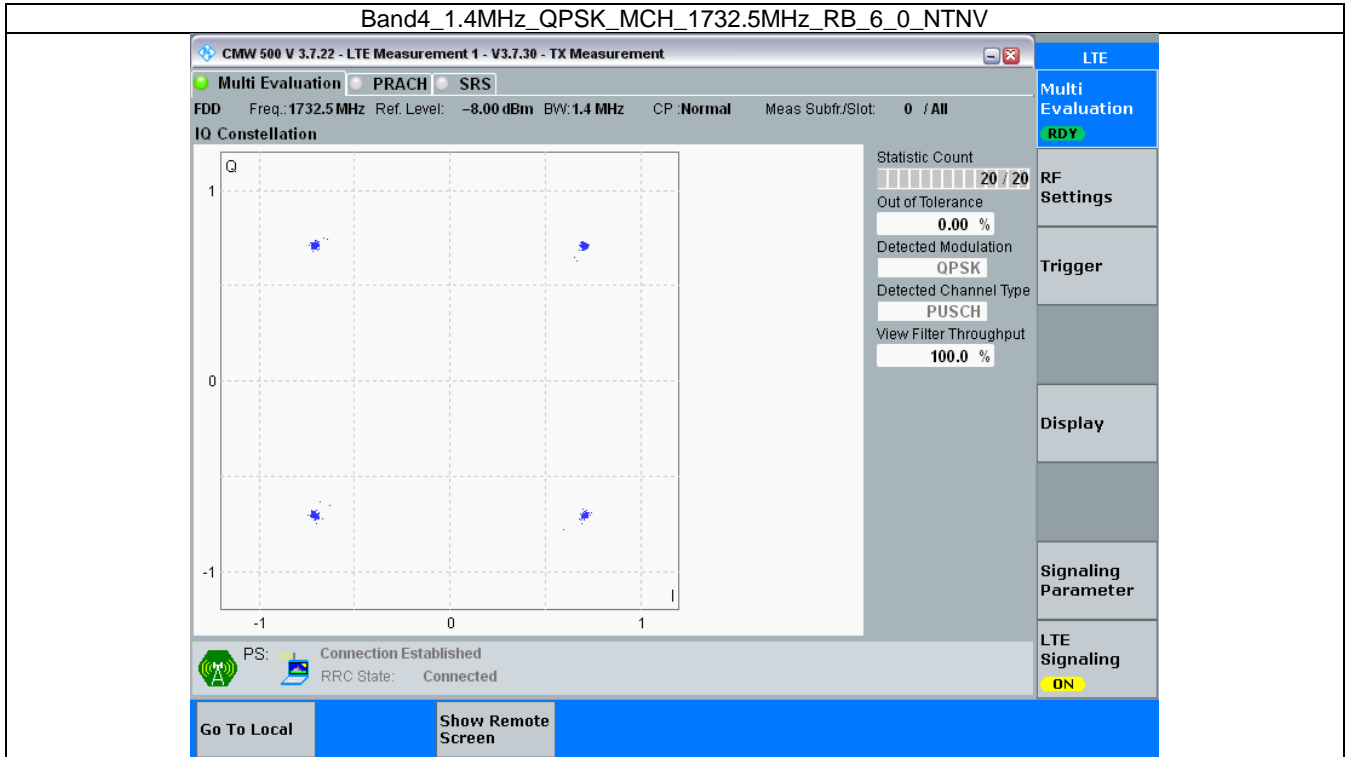
3. Modulation Characteristics

3.1 B4_1.4MHz

3.1.1 Test Result

Band: 4 / Bandwidth: 1.4MHz / NTN						
Modulation	Frequency (MHz)	RB Allocation		Modulation Characteristics		Verdict
		Size	Offset	Result	Limit	
QPSK	1732.5	6	0	Refer To Test Graph		Pass
16QAM	1732.5	6	0	Refer To Test Graph		Pass

3.1.2 Test Graph

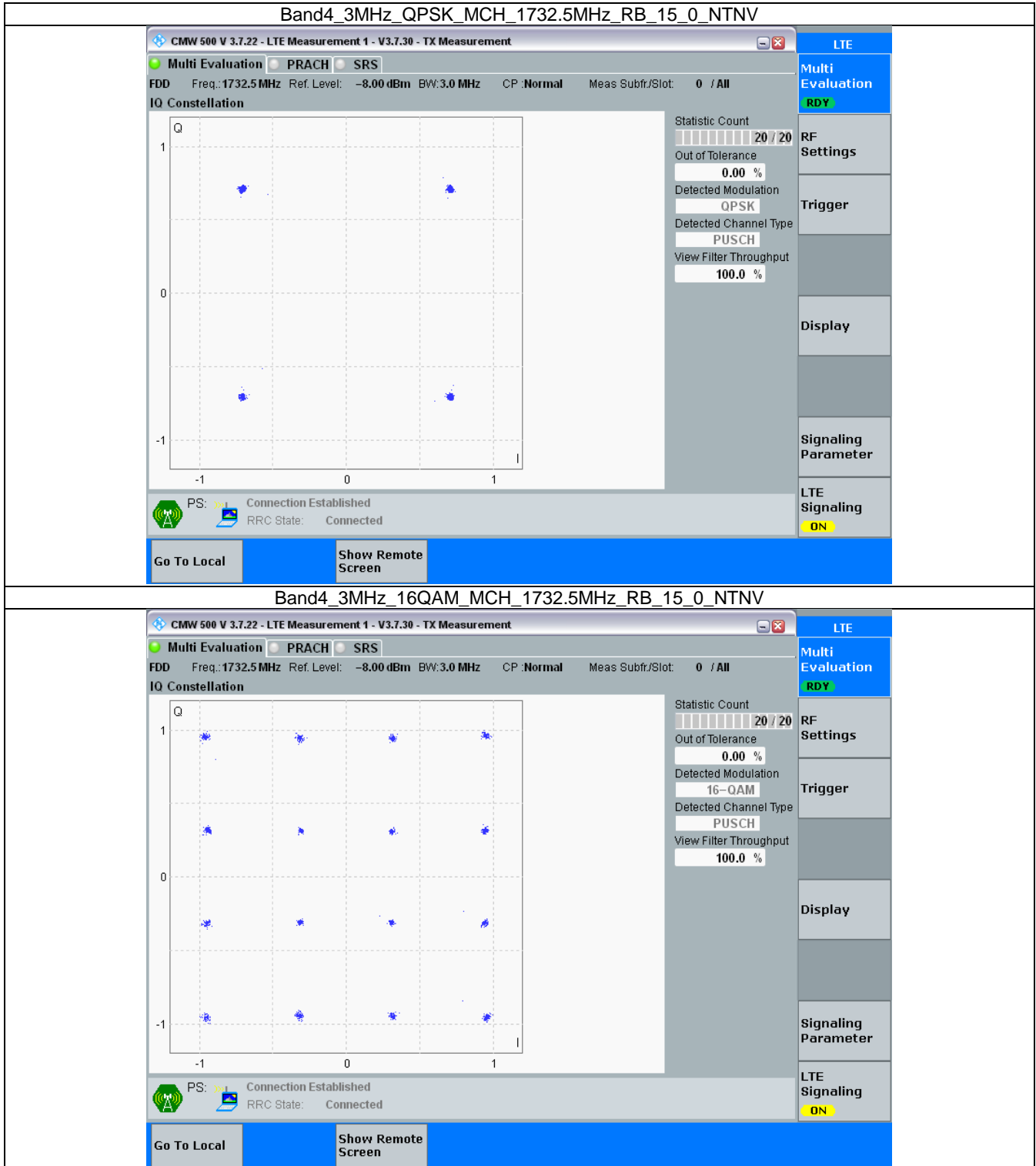


3.2 B4_3MHz

3.2.1 Test Result

Band: 4 / Bandwidth: 3MHz / NTN						
Modulation	Frequency (MHz)	RB Allocation		Modulation Characteristics		Verdict
		Size	Offset	Result	Limit	
QPSK	1732.5	15	0	Refer To Test Graph		Pass
16QAM	1732.5	15	0	Refer To Test Graph		Pass

3.2.2 Test Graph

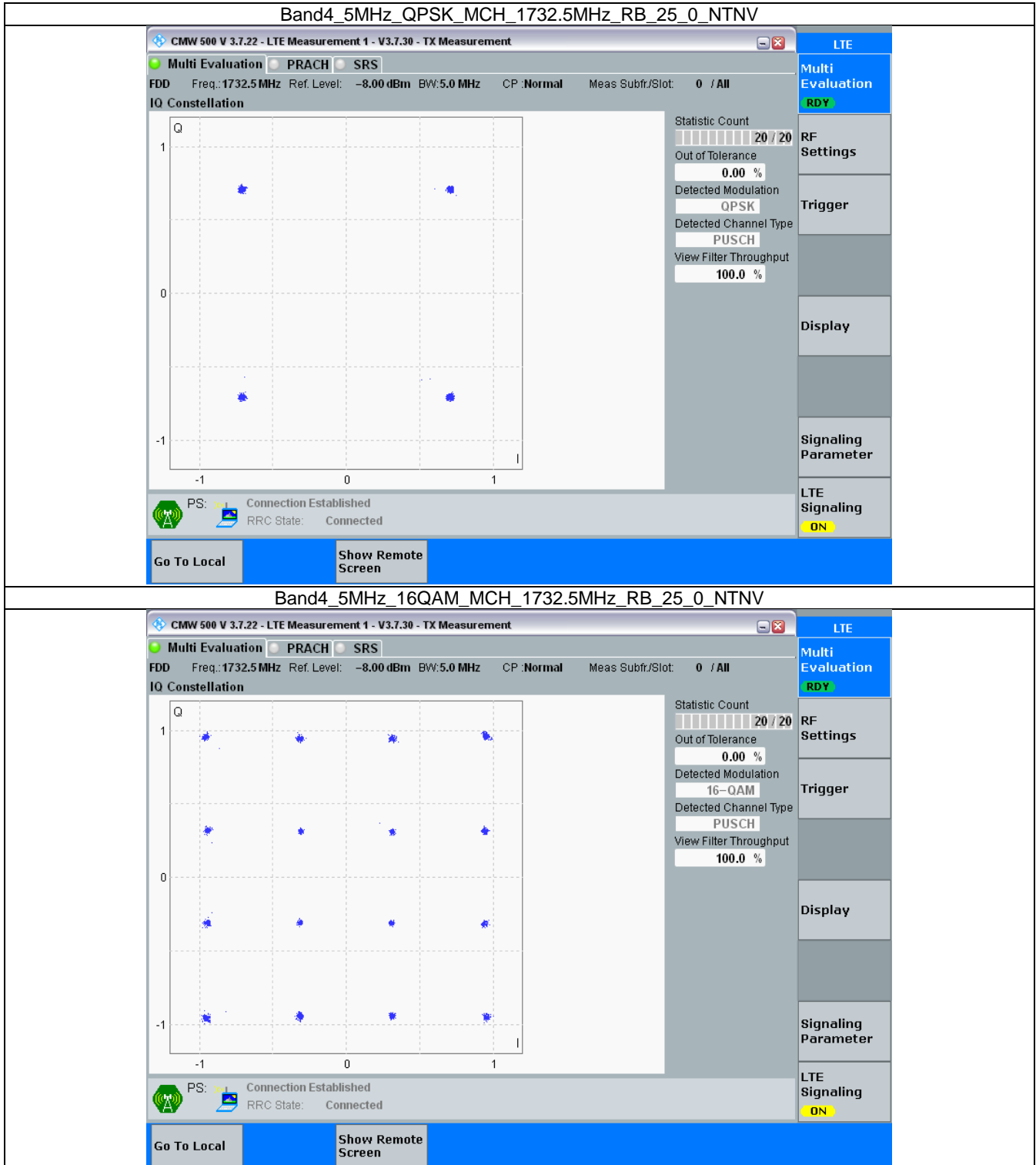


3.3 B4_5MHz

3.3.1 Test Result

Band: 4 / Bandwidth: 5MHz / NTN						
Modulation	Frequency (MHz)	RB Allocation		Modulation Characteristics		Verdict
		Size	Offset	Result	Limit	
QPSK	1732.5	25	0	Refer To Test Graph		Pass
16QAM	1732.5	25	0	Refer To Test Graph		Pass

3.3.2 Test Graph

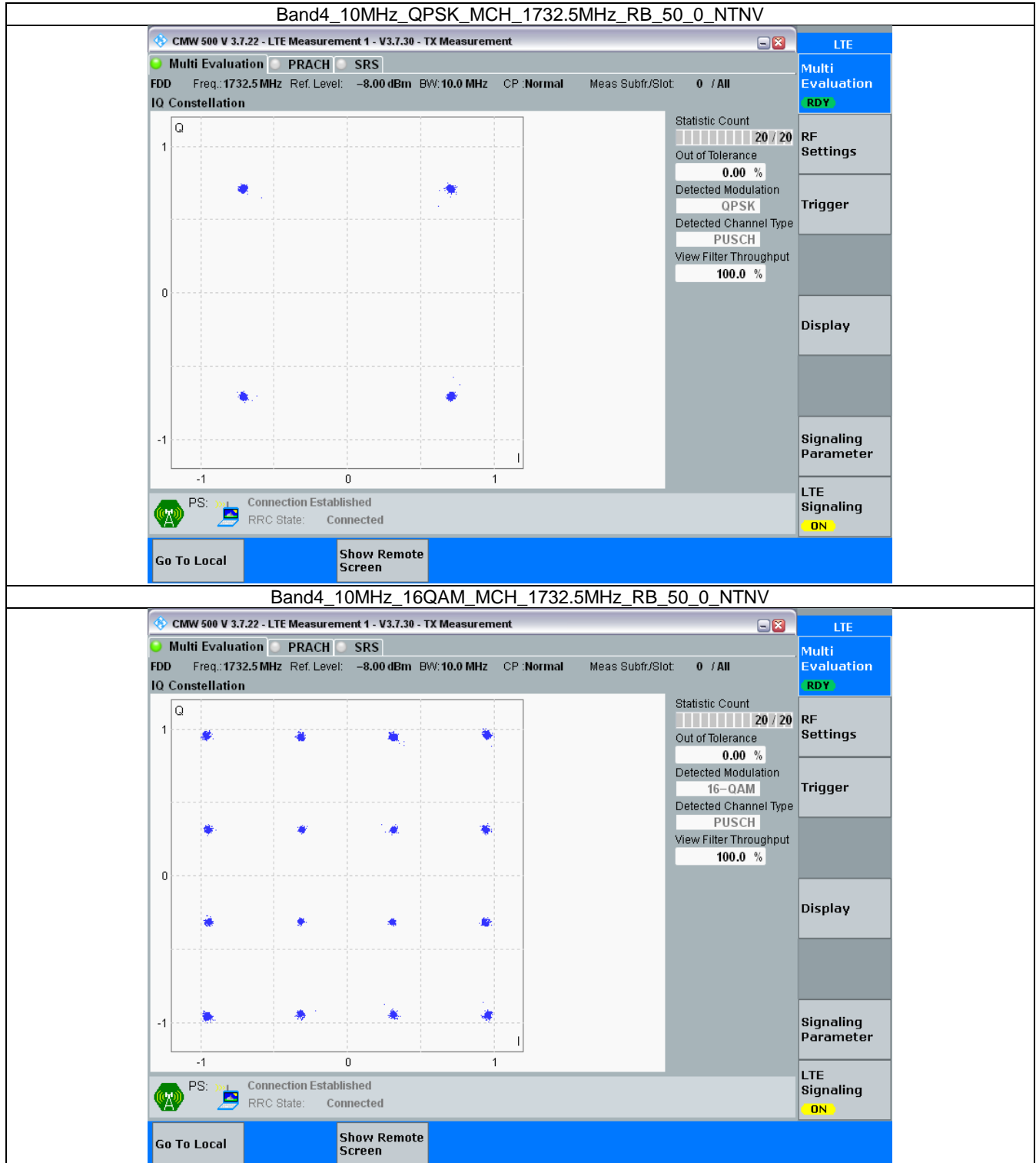


3.4 B4_10MHz

3.4.1 Test Result

Band: 4 / Bandwidth: 10MHz / NTV						
Modulation	Frequency (MHz)	RB Allocation		Modulation Characteristics		Verdict
		Size	Offset	Result	Limit	
QPSK	1732.5	50	0	Refer To Test Graph		Pass
16QAM	1732.5	50	0	Refer To Test Graph		Pass

3.4.2 Test Graph

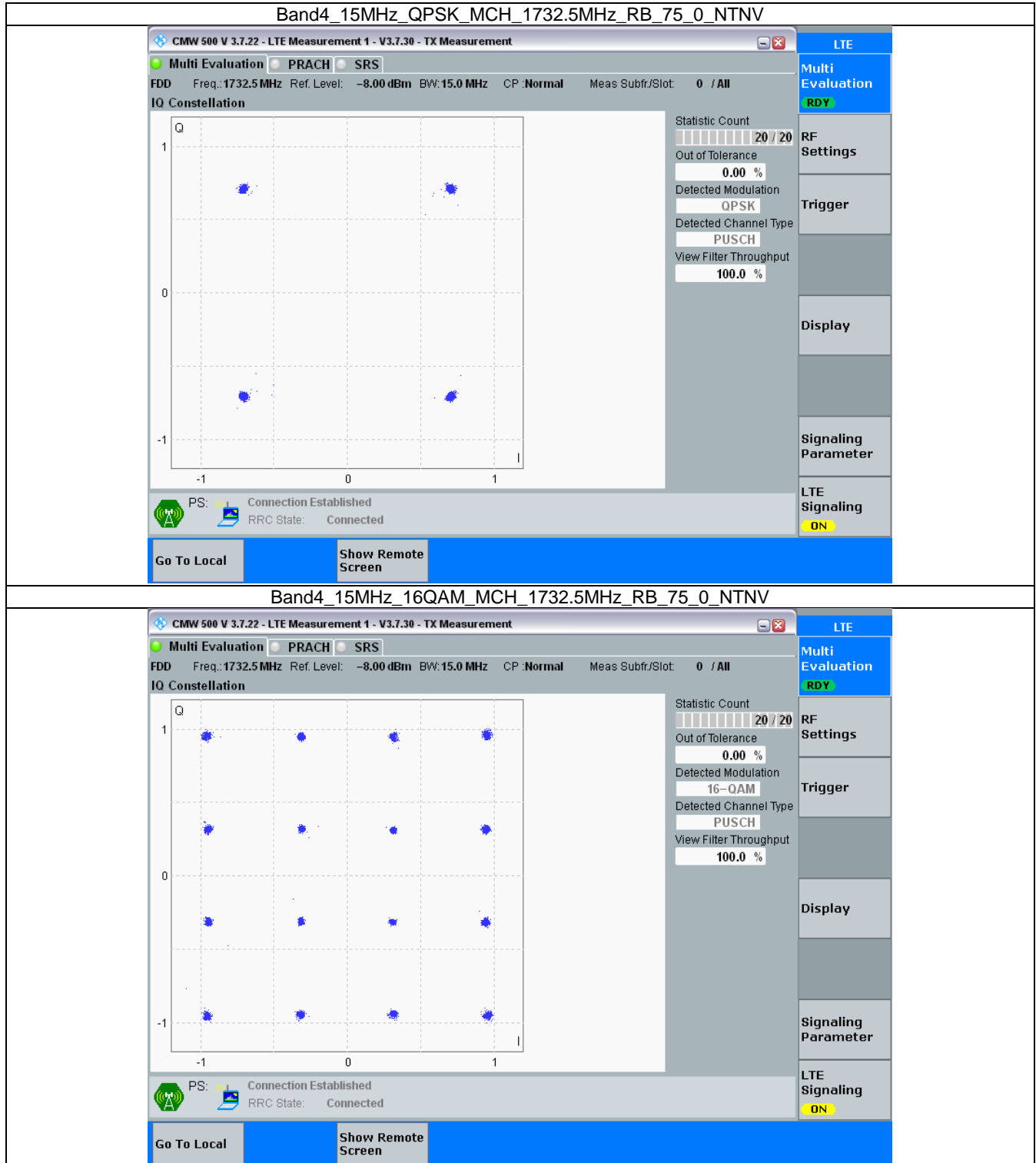


3.5 B4_15MHz

3.5.1 Test Result

Band: 4 / Bandwidth: 15MHz / NTV						
Modulation	Frequency (MHz)	RB Allocation		Modulation Characteristics		Verdict
		Size	Offset	Result	Limit	
QPSK	1732.5	75	0	Refer To Test Graph		Pass
16QAM	1732.5	75	0	Refer To Test Graph		Pass

3.5.2 Test Graph

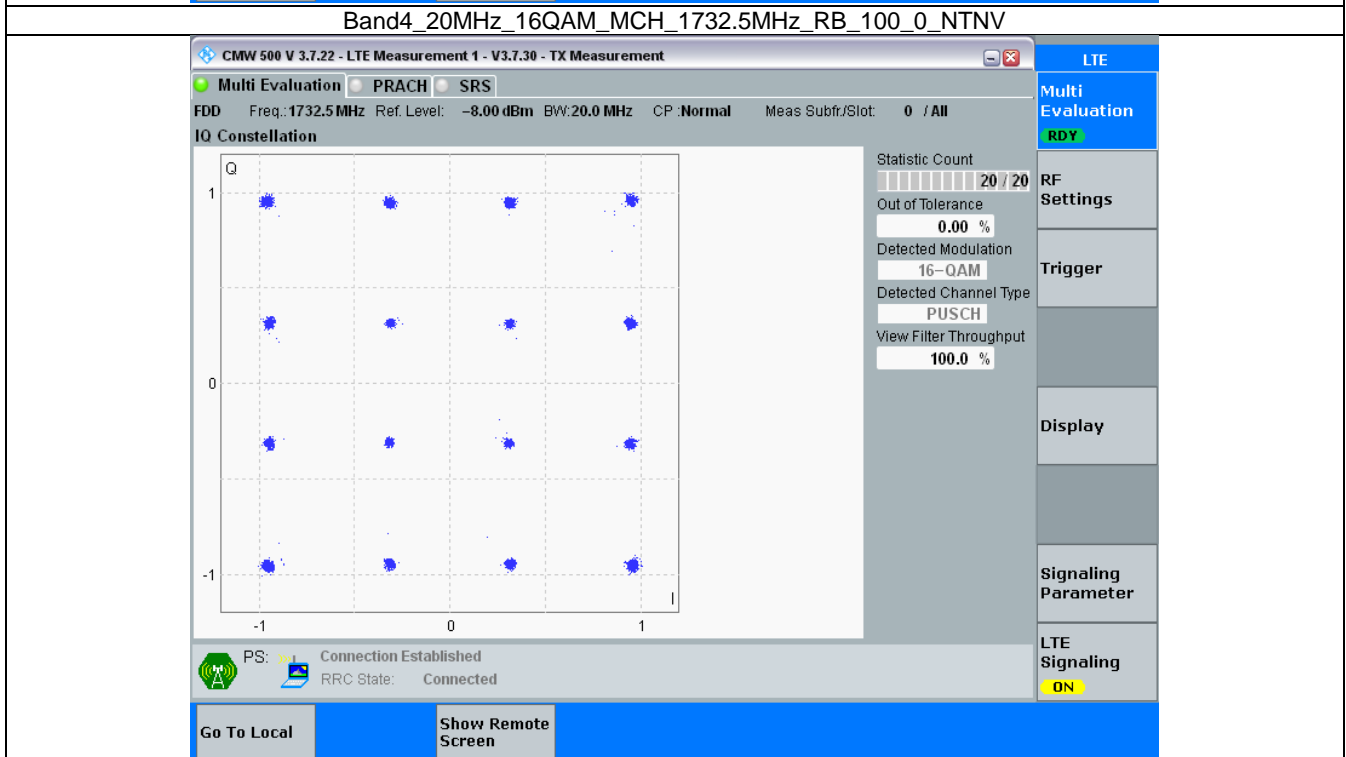
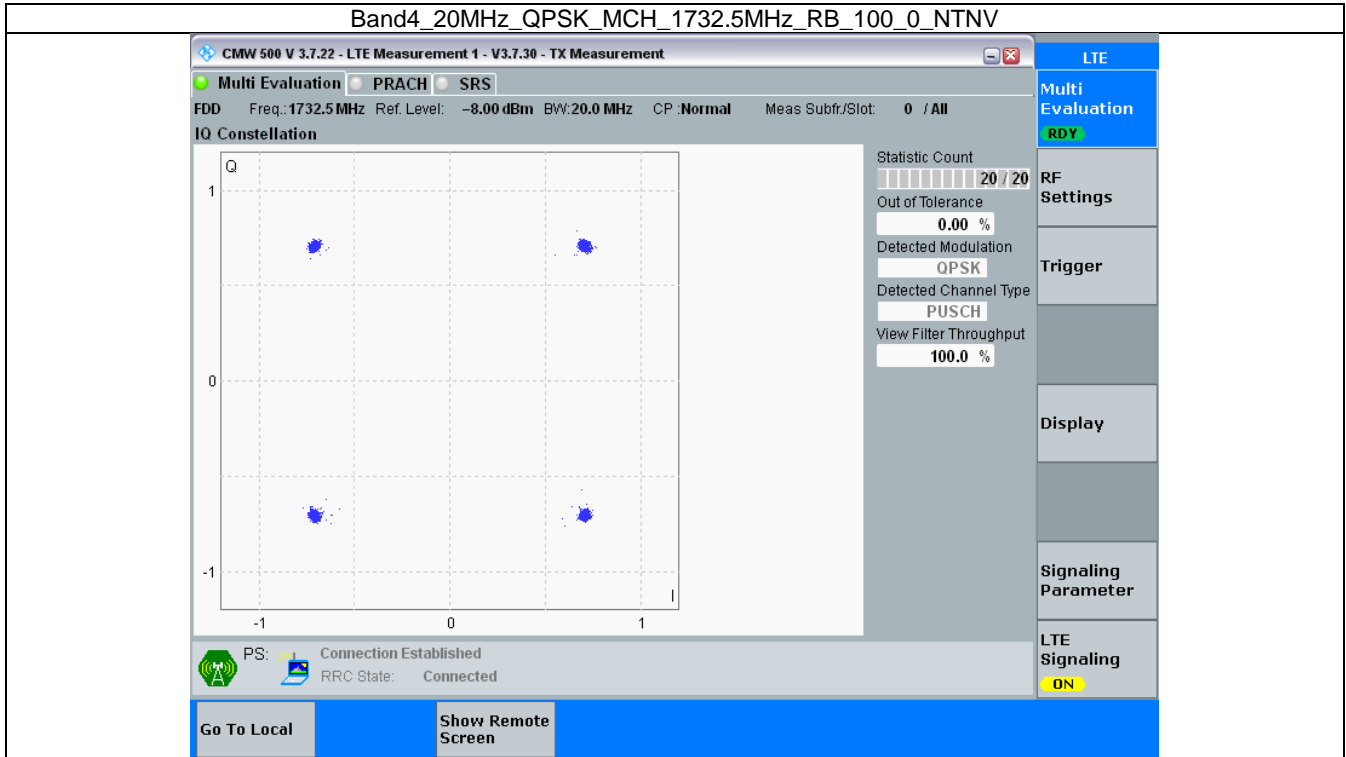


3.6 B4_20MHz

3.6.1 Test Result

Band: 4 / Bandwidth: 20MHz / NTV						
Modulation	Frequency (MHz)	RB Allocation		Modulation Characteristics		Verdict
		Size	Offset	Result	Limit	
QPSK	1732.5	100	0	Refer To Test Graph		Pass
16QAM	1732.5	100	0	Refer To Test Graph		Pass

3.6.2 Test Graph



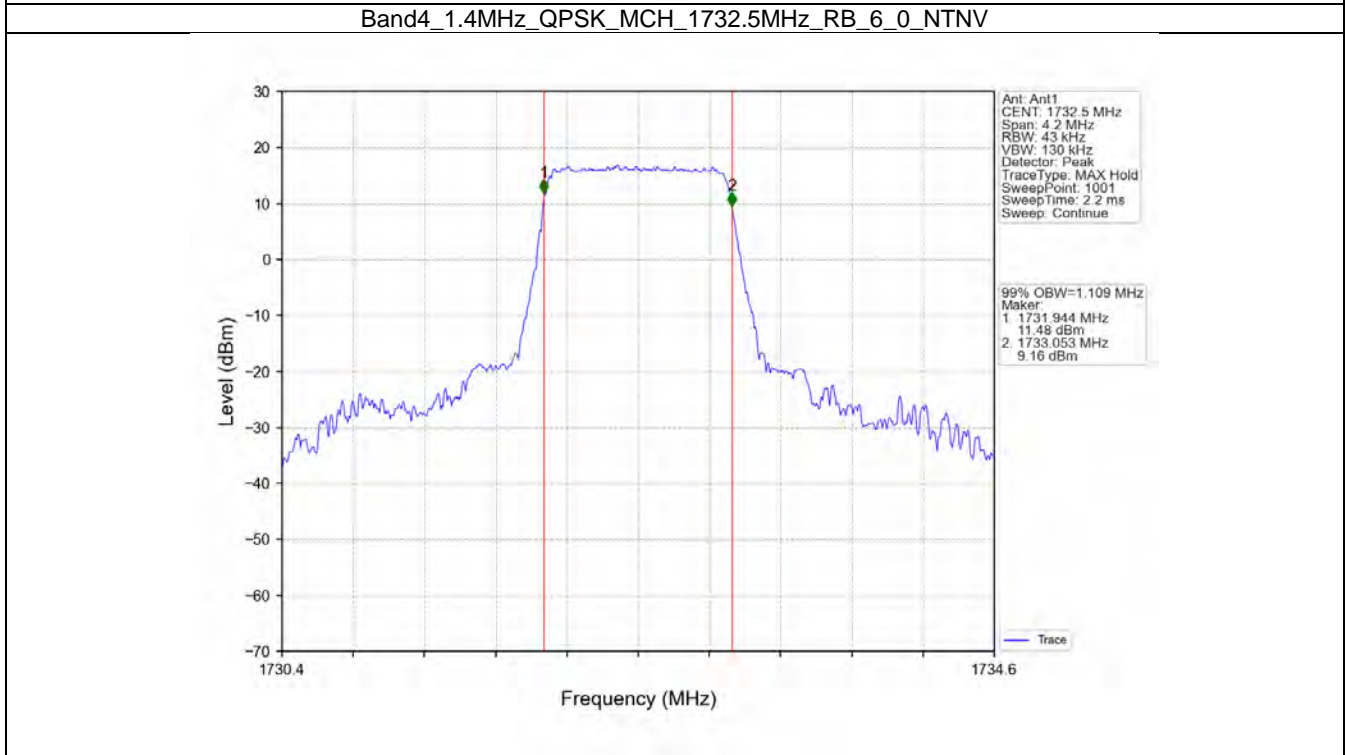
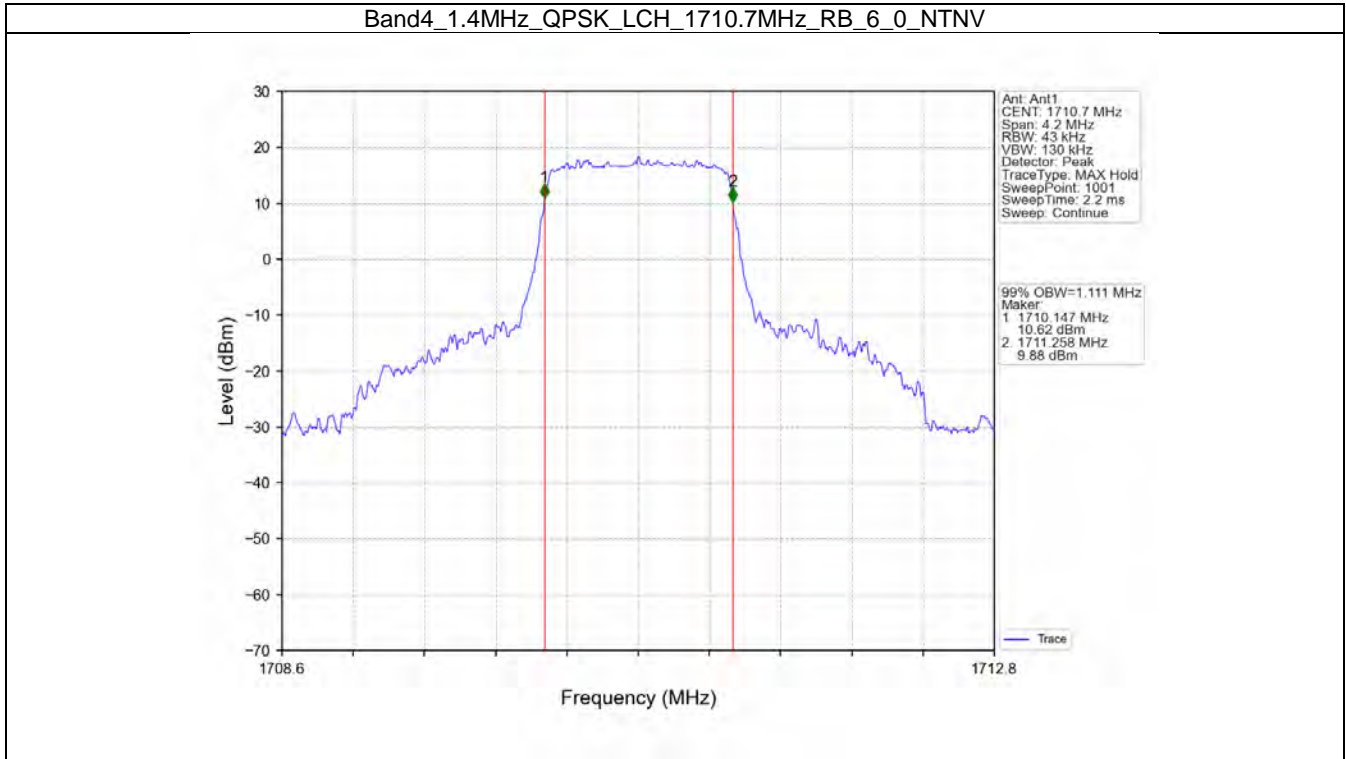
4. 99% & 26dB Bandwidth

4.1 Band4_OBW

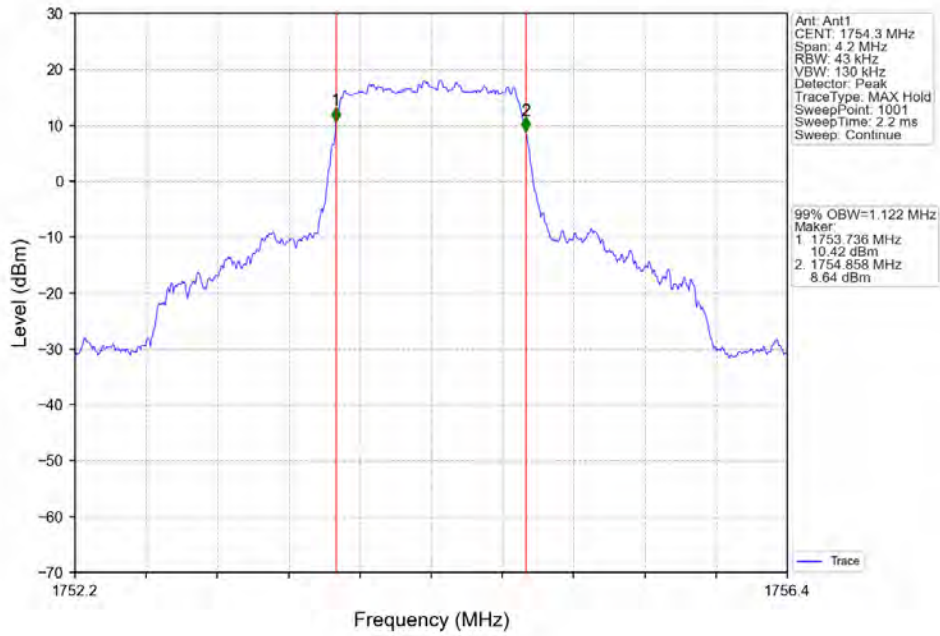
4.1.1 Test Result

Band: 4 / NTN						
Bandwidth (MHz)	Modulation	Frequency (MHz)	RB Allocation		99% Occupied Bandwidth (MHz)	Verdict
			Size	Offset	Result	
1.4	QPSK	1710.7	6	0	1.111	Pass
		1732.5	6	0	1.109	Pass
		1754.3	6	0	1.122	Pass
	16QAM	1710.7	6	0	1.105	Pass
		1732.5	6	0	1.113	Pass
		1754.3	6	0	1.117	Pass
3	QPSK	1711.5	15	0	2.737	Pass
		1732.5	15	0	2.739	Pass
		1753.5	15	0	2.735	Pass
	16QAM	1711.5	15	0	2.725	Pass
		1732.5	15	0	2.726	Pass
		1753.5	15	0	2.733	Pass
5	QPSK	1712.5	25	0	4.574	Pass
		1732.5	25	0	4.559	Pass
		1752.5	25	0	4.611	Pass
	16QAM	1712.5	25	0	4.592	Pass
		1732.5	25	0	4.575	Pass
		1752.5	25	0	4.587	Pass
10	QPSK	1715	50	0	9.092	Pass
		1732.5	50	0	9.068	Pass
		1750	50	0	9.100	Pass
	16QAM	1715	50	0	9.074	Pass
		1732.5	50	0	9.065	Pass
		1750	50	0	9.101	Pass
15	QPSK	1717.5	75	0	13.603	Pass
		1732.5	75	0	13.613	Pass
		1747.5	75	0	13.682	Pass
	16QAM	1717.5	75	0	13.618	Pass
		1732.5	75	0	13.646	Pass
		1747.5	75	0	13.624	Pass
20	QPSK	1720	100	0	18.124	Pass
		1732.5	100	0	18.141	Pass
		1745	100	0	18.184	Pass
	16QAM	1720	100	0	18.078	Pass
		1732.5	100	0	18.178	Pass
		1745	100	0	18.212	Pass

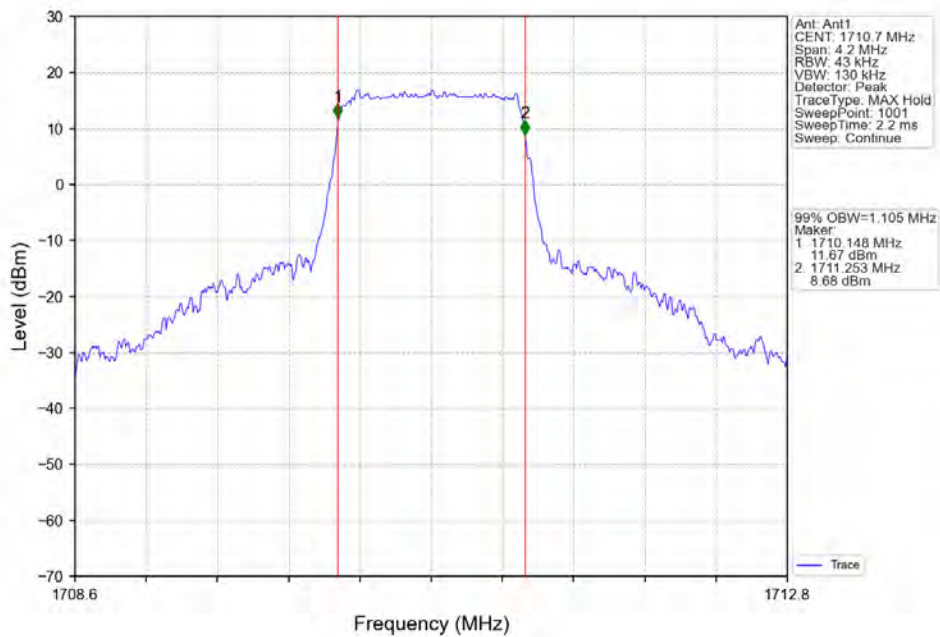
4.1.2 Test Graph



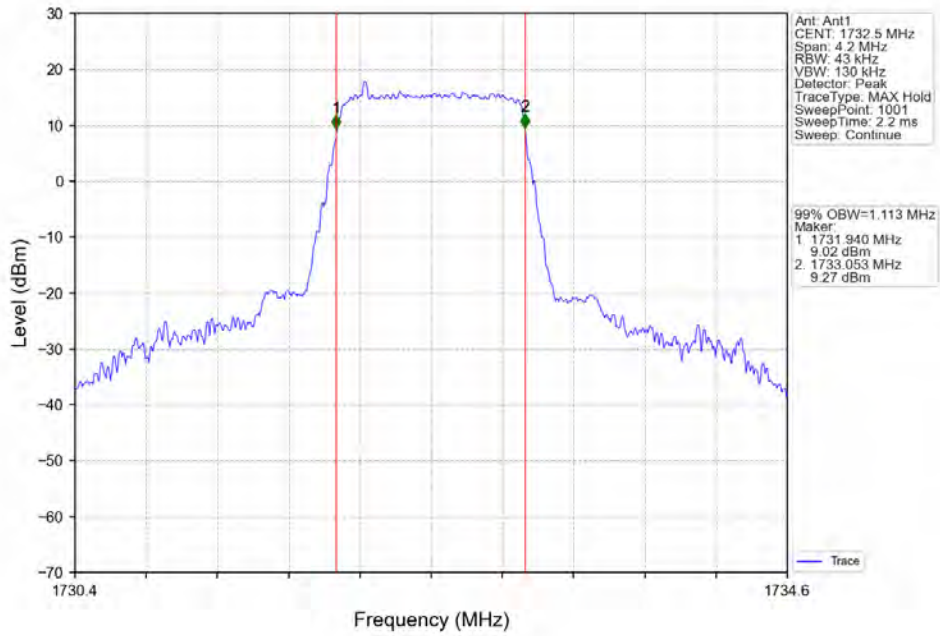
Band4_1.4MHz_QPSK_HCH_1754.3MHz_RB_6_0_NTNV



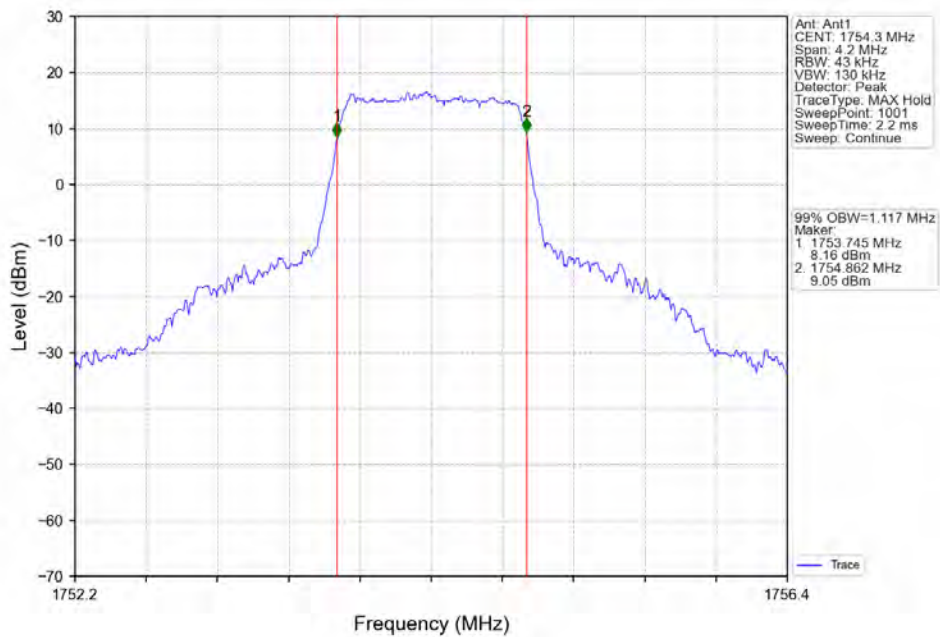
Band4_1.4MHz_16QAM_LCH_1710.7MHz_RB_6_0_NTNV



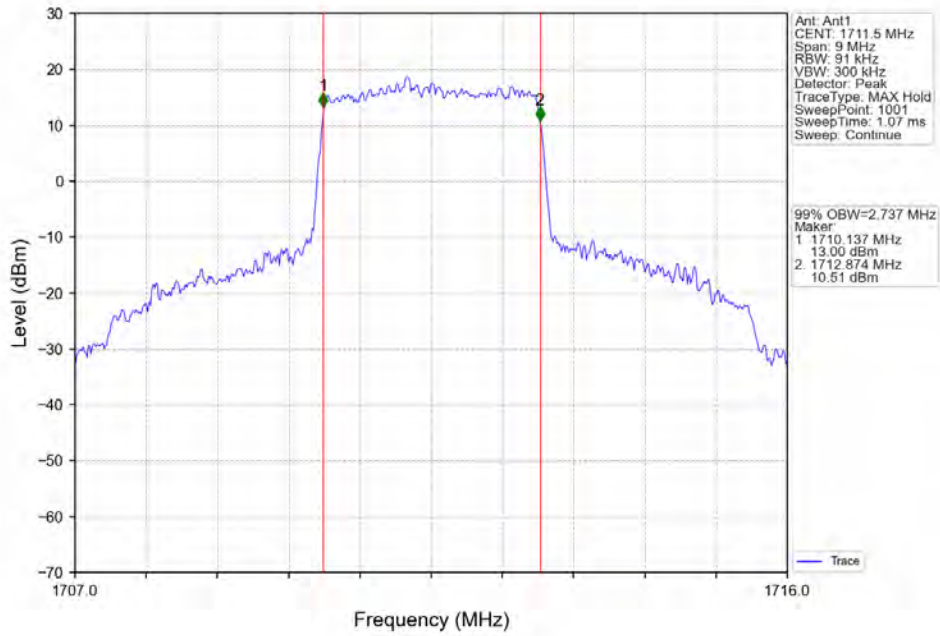
Band4_1.4MHz_16QAM_MCH_1732.5MHz_RB_6_0_NTNV



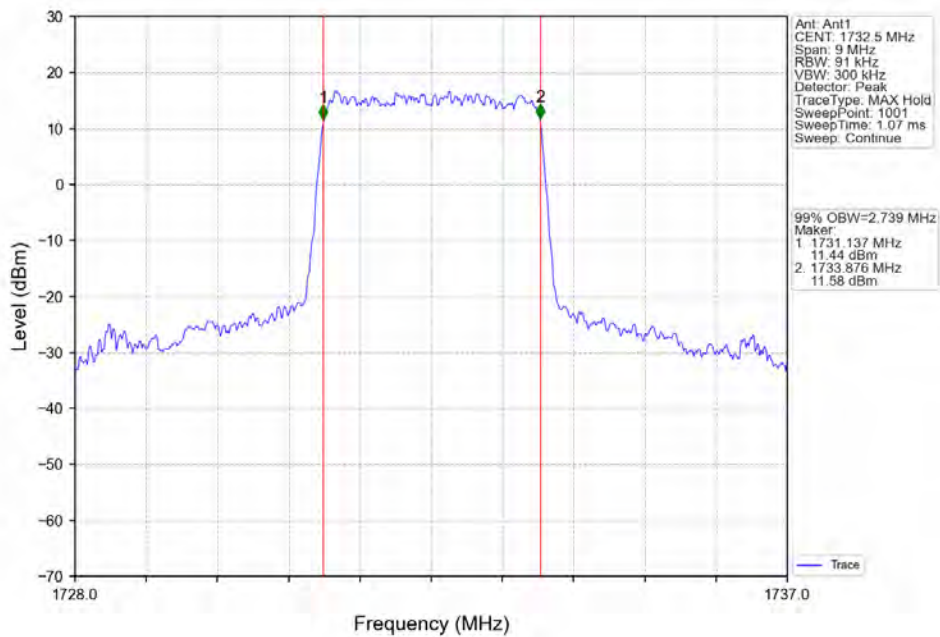
Band4_1.4MHz_16QAM_HCH_1754.3MHz_RB_6_0_NTNV



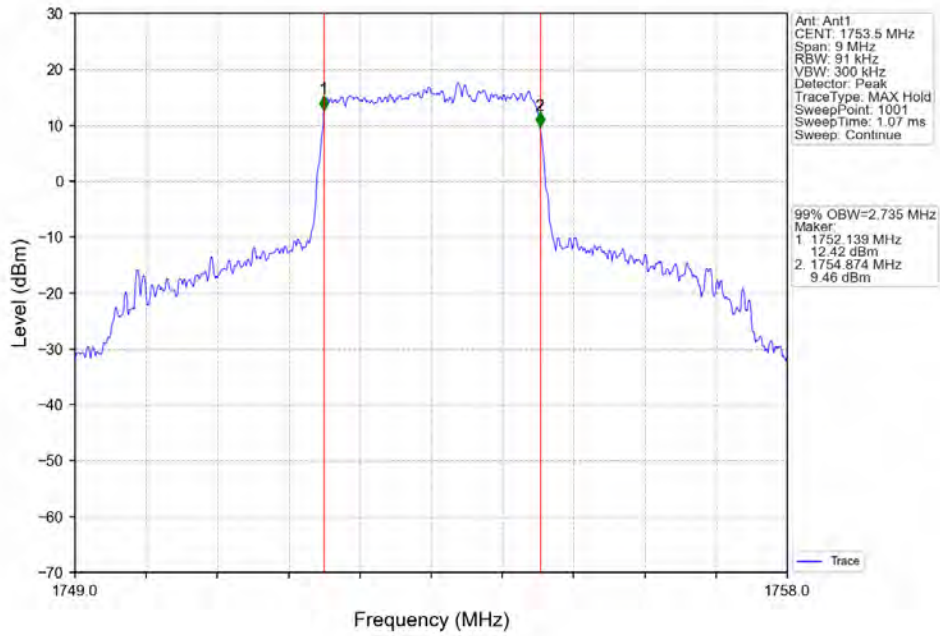
Band4_3MHz_QPSK_LCH_1711.5MHz_RB_15_0_NTNV



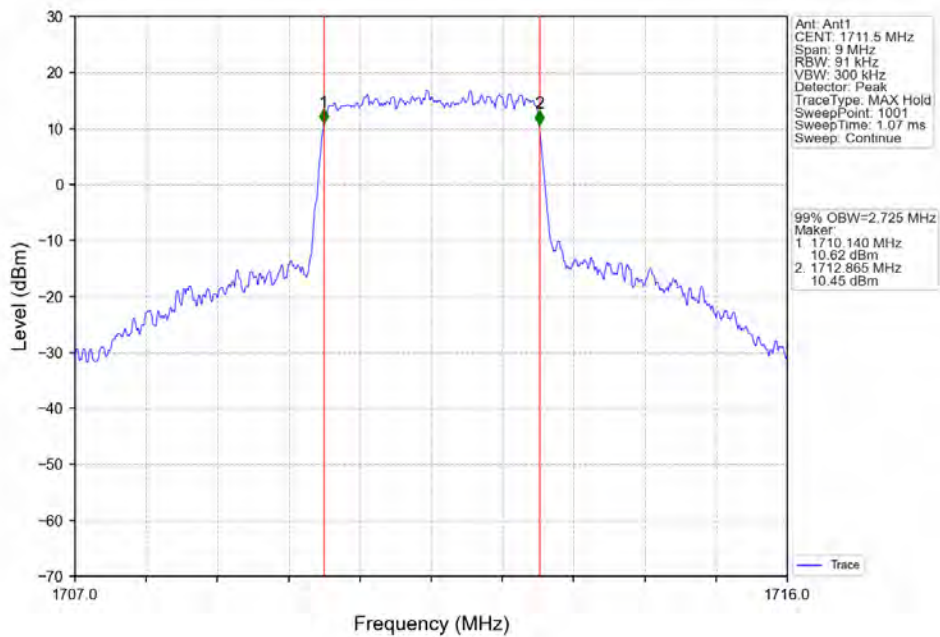
Band4_3MHz_QPSK_MCH_1732.5MHz_RB_15_0_NTNV



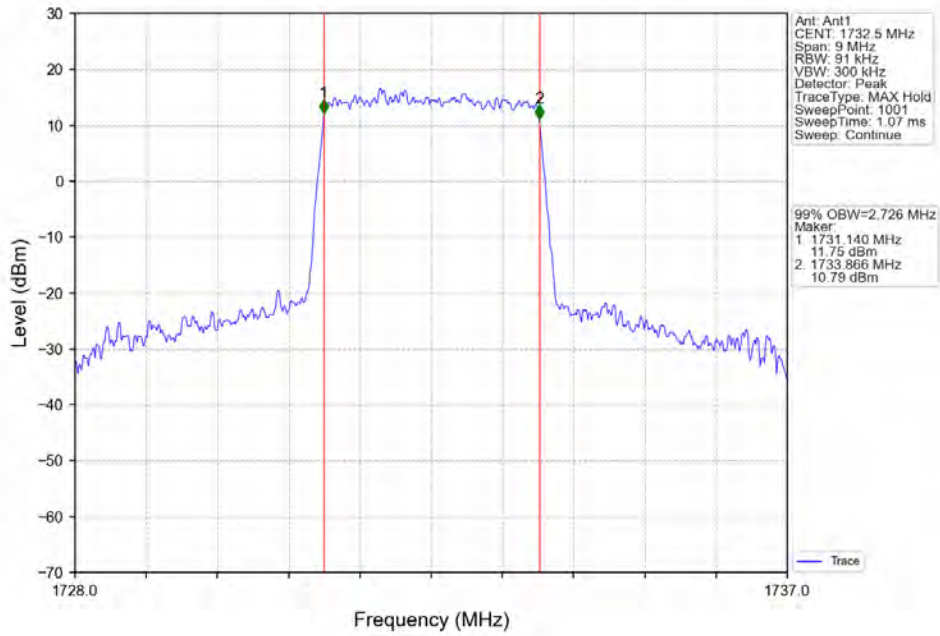
Band4_3MHz_QPSK_HCH_1753.5MHz_RB_15_0_NTNV



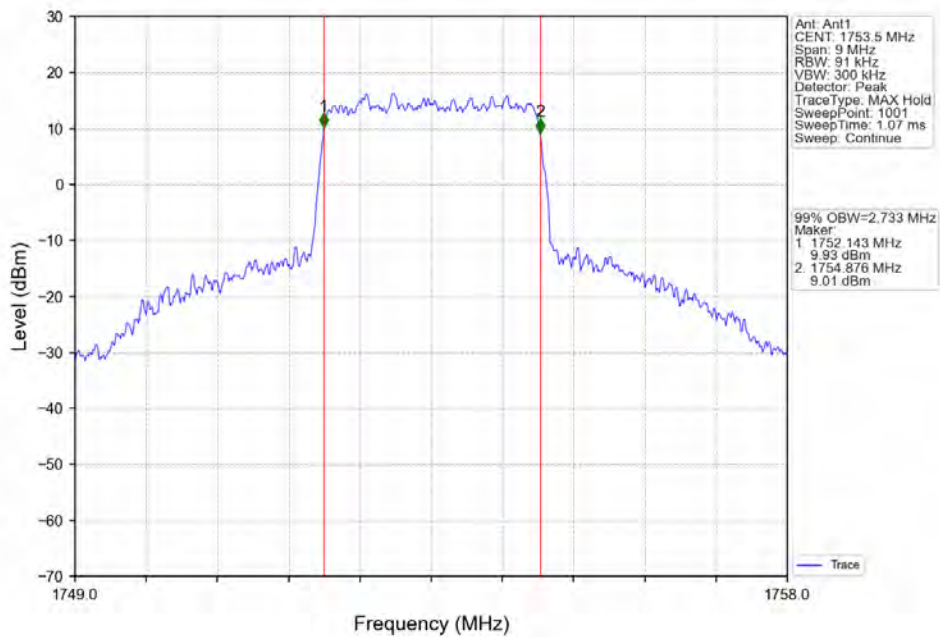
Band4_3MHz_16QAM_LCH_1711.5MHz_RB_15_0_NTNV



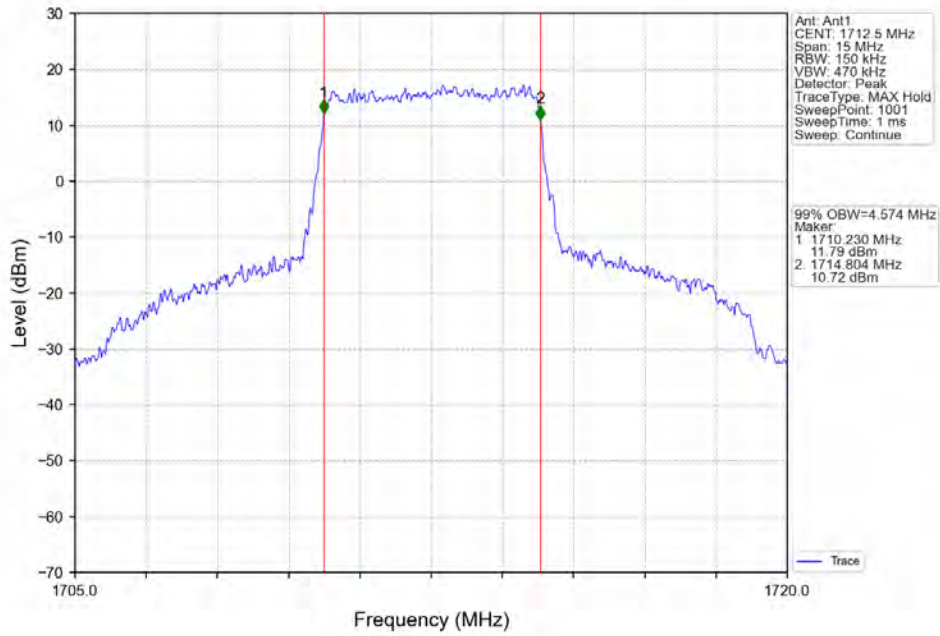
Band4_3MHz_16QAM_MCH_1732.5MHz_RB_15_0_NTNV



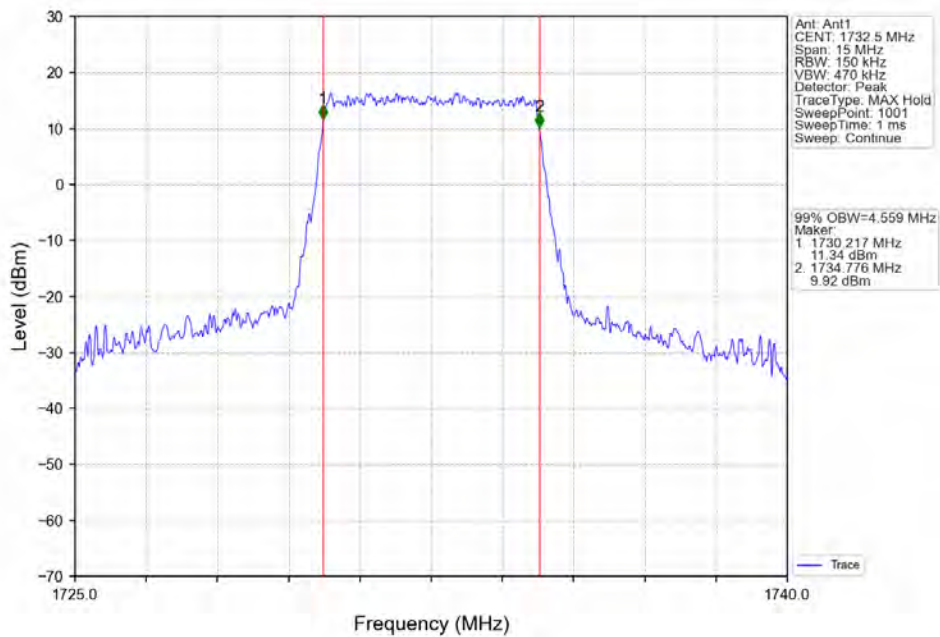
Band4_3MHz_16QAM_HCH_1753.5MHz_RB_15_0_NTNV



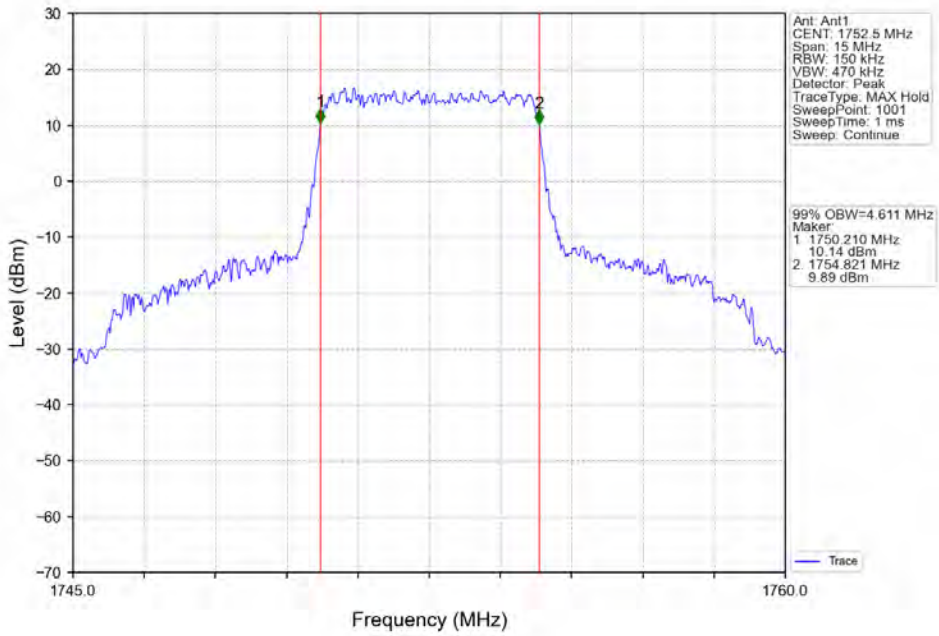
Band4_5MHz_QPSK_LCH_1712.5MHz_RB_25_0_NTNV



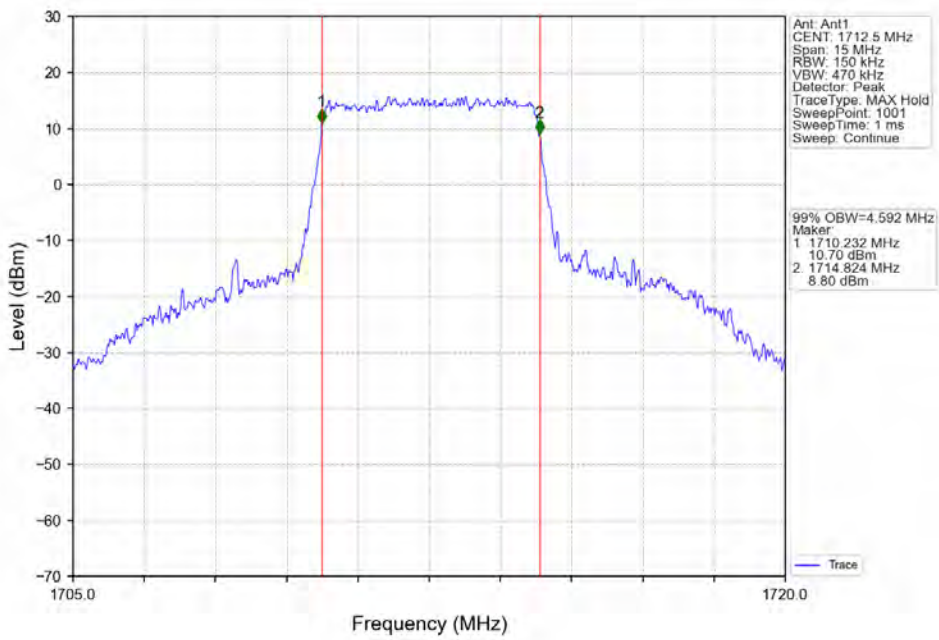
Band4_5MHz_QPSK_MCH_1732.5MHz_RB_25_0_NTNV



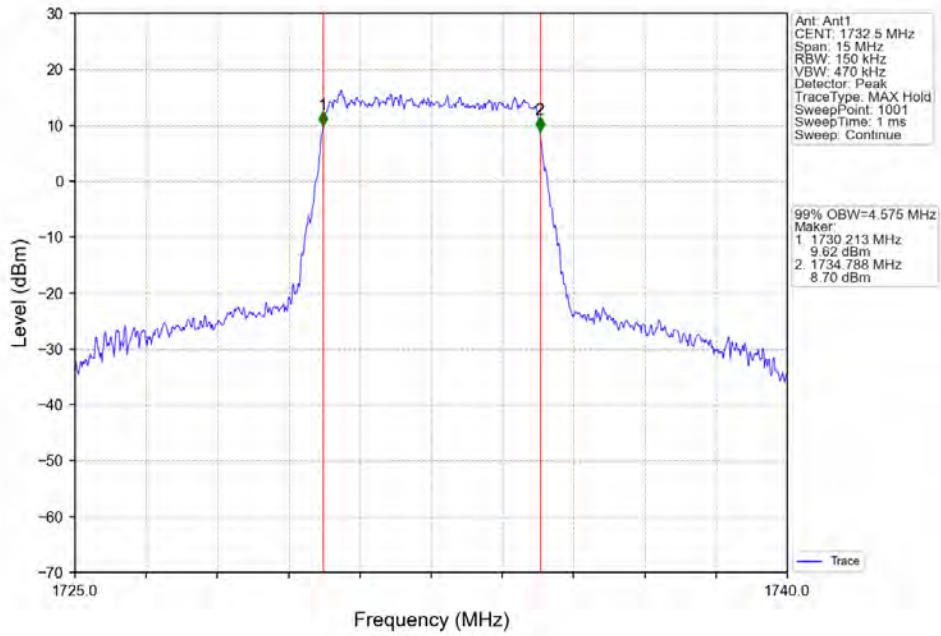
Band4_5MHz_QPSK_HCH_1752.5MHz_RB_25_0_NTNV



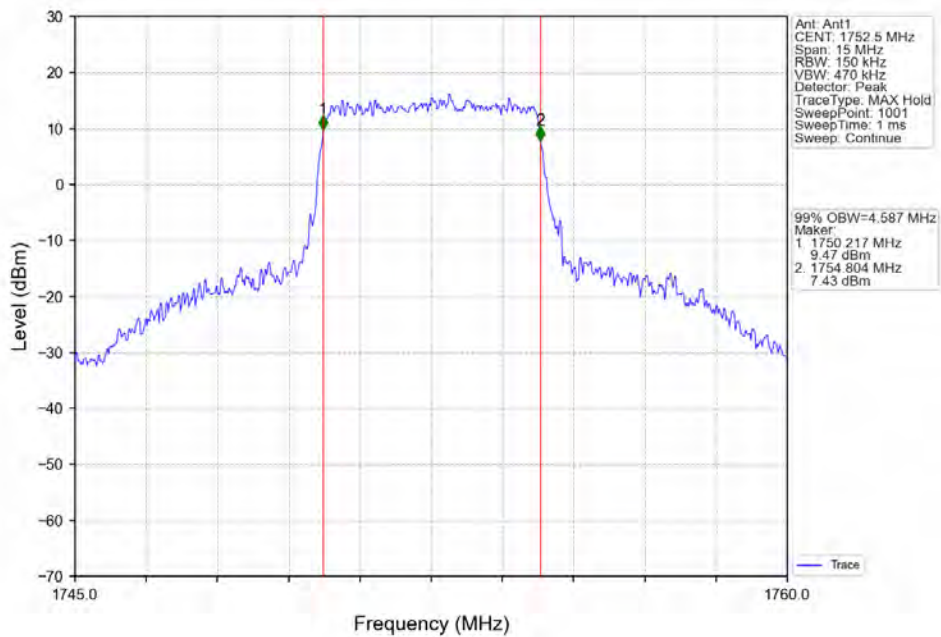
Band4_5MHz_16QAM_LCH_1712.5MHz_RB_25_0_NTNV



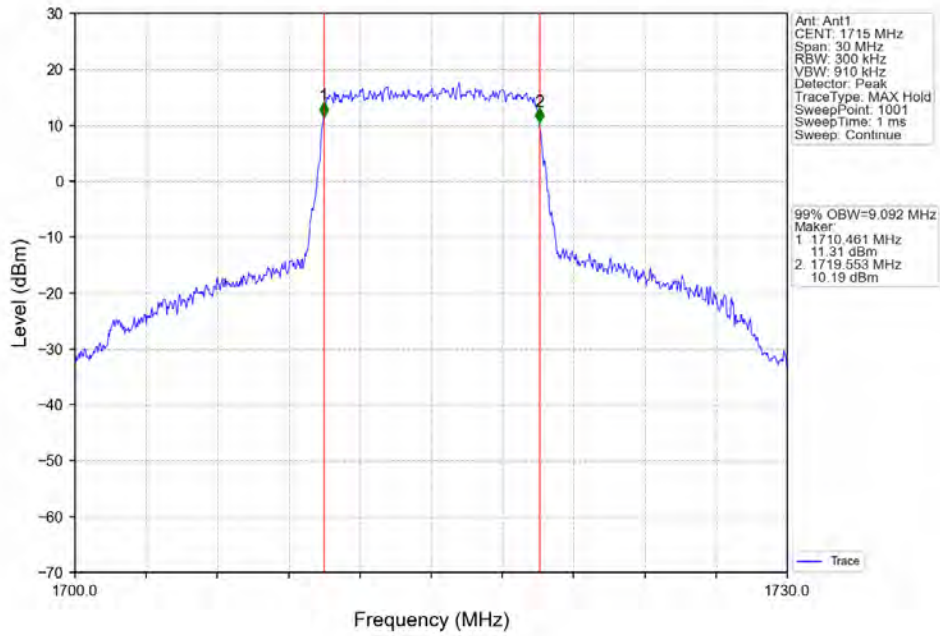
Band4_5MHz_16QAM_MCH_1732.5MHz_RB_25_0_NTNV



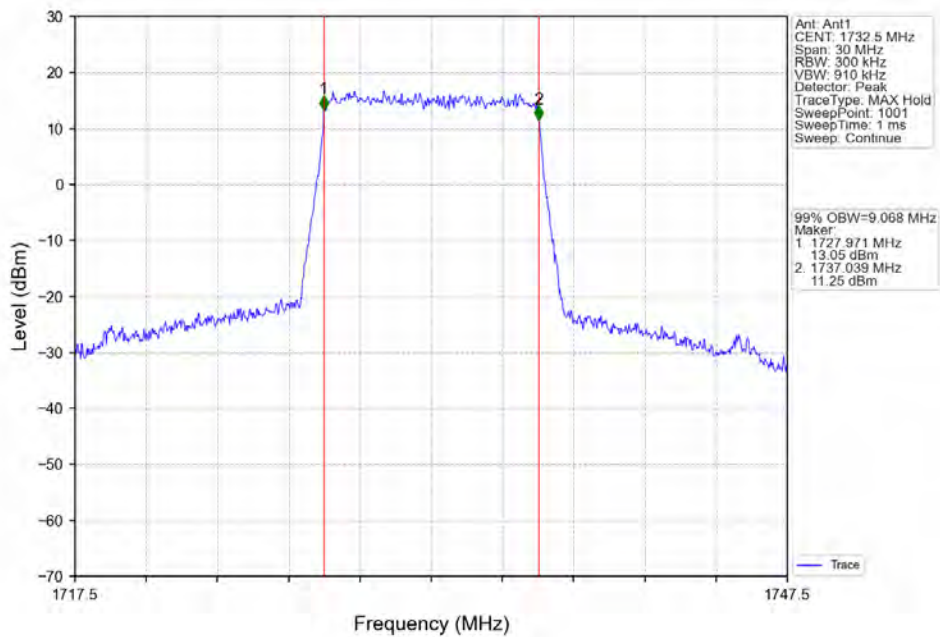
Band4_5MHz_16QAM_HCH_1752.5MHz_RB_25_0_NTNV



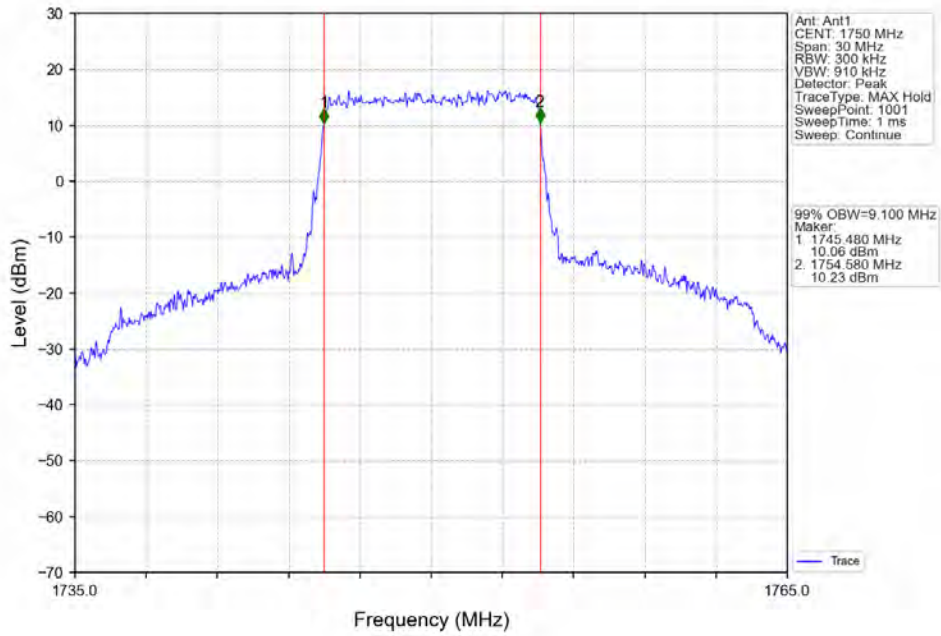
Band4_10MHz_QPSK_LCH_1715MHz_RB_50_0_NTNV



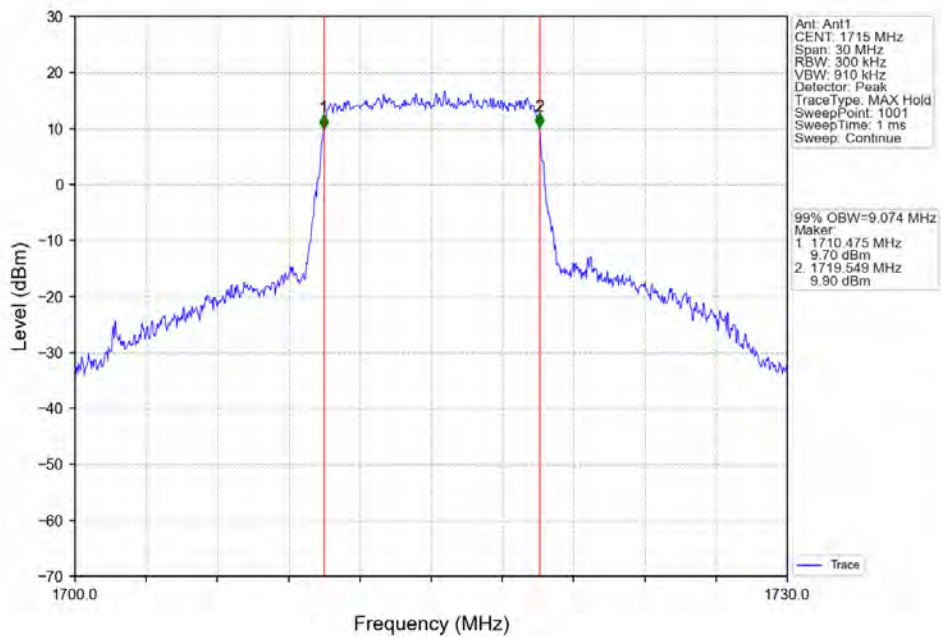
Band4_10MHz_QPSK_MCH_1732.5MHz_RB_50_0_NTNV



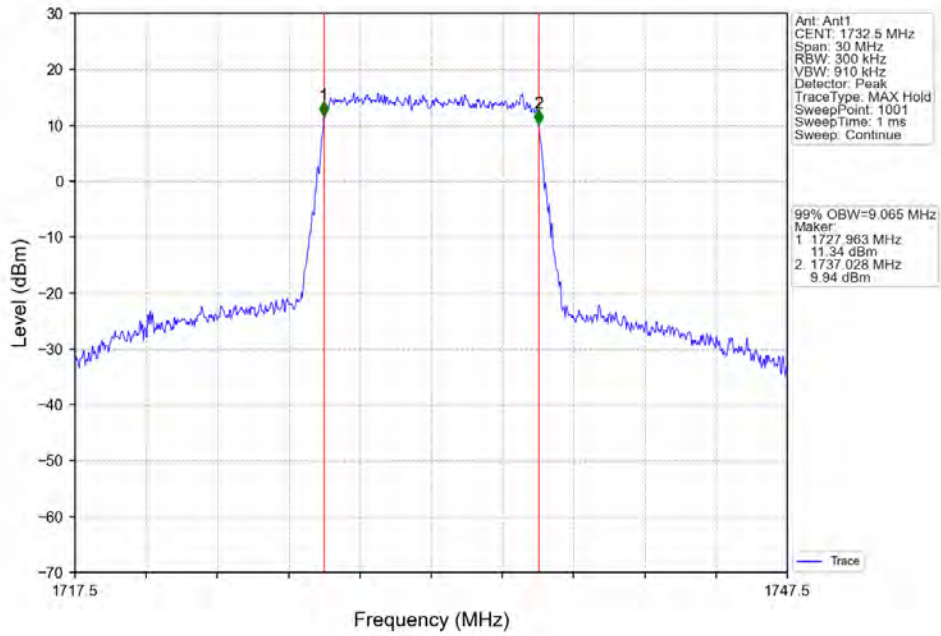
Band4_10MHz_QPSK_HCH_1750MHz_RB_50_0_NTNV



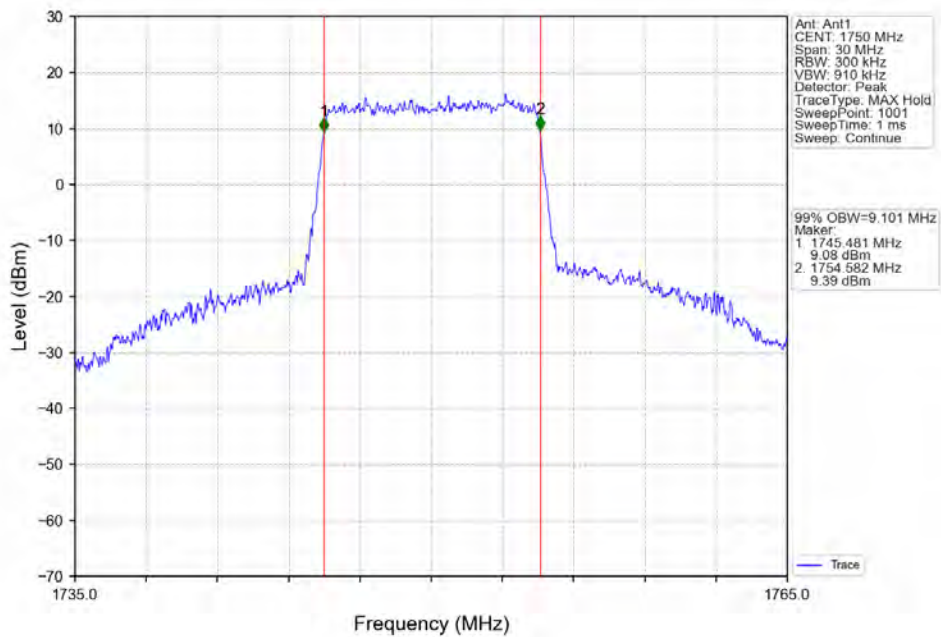
Band4_10MHz_16QAM_LCH_1715MHz_RB_50_0_NTNV



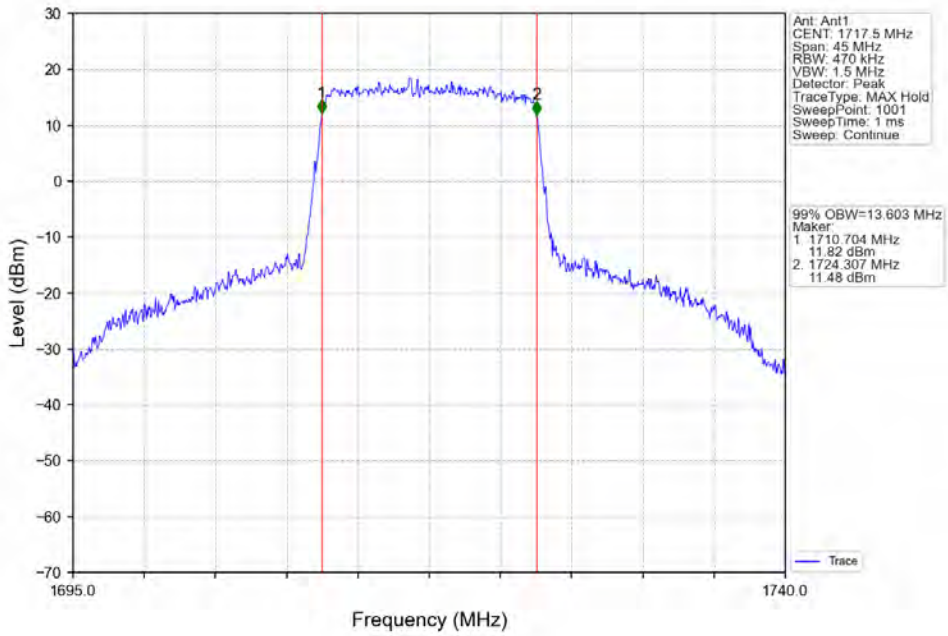
Band4_10MHz_16QAM_MCH_1732.5MHz_RB_50_0_NTNV



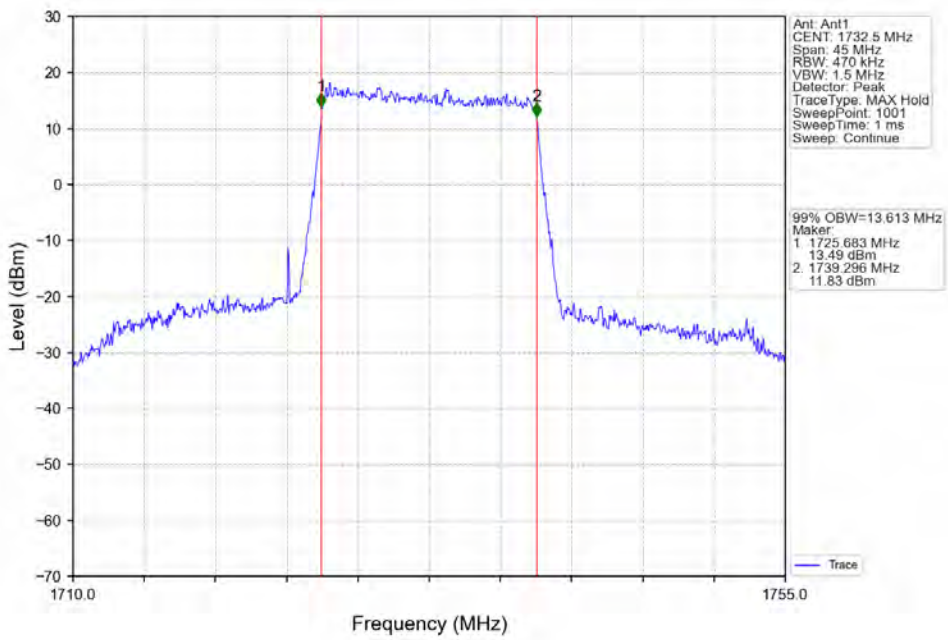
Band4_10MHz_16QAM_HCH_1750MHz_RB_50_0_NTNV



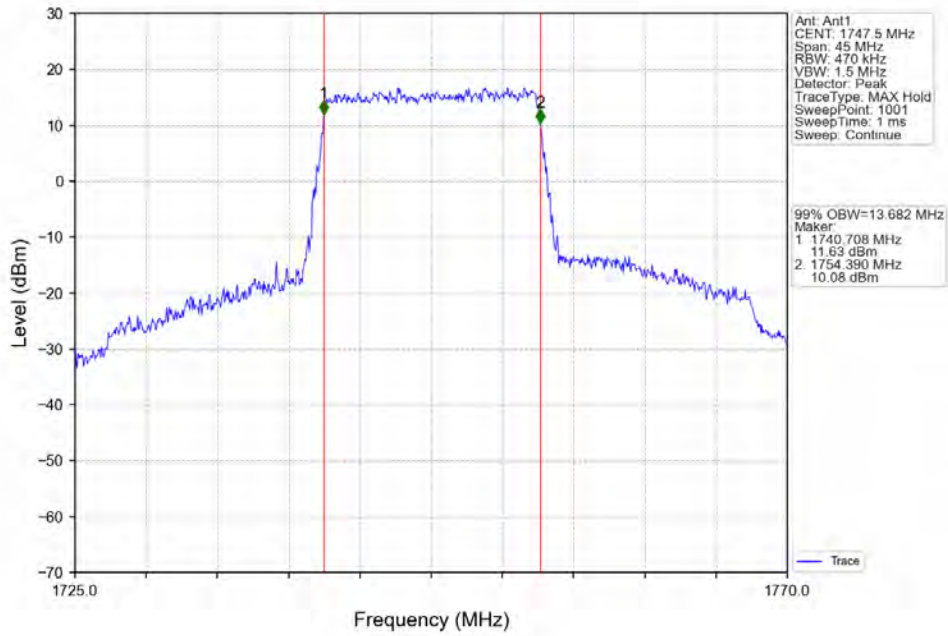
Band4_15MHz_QPSK_LCH_1717.5MHz_RB_75_0_NTNV



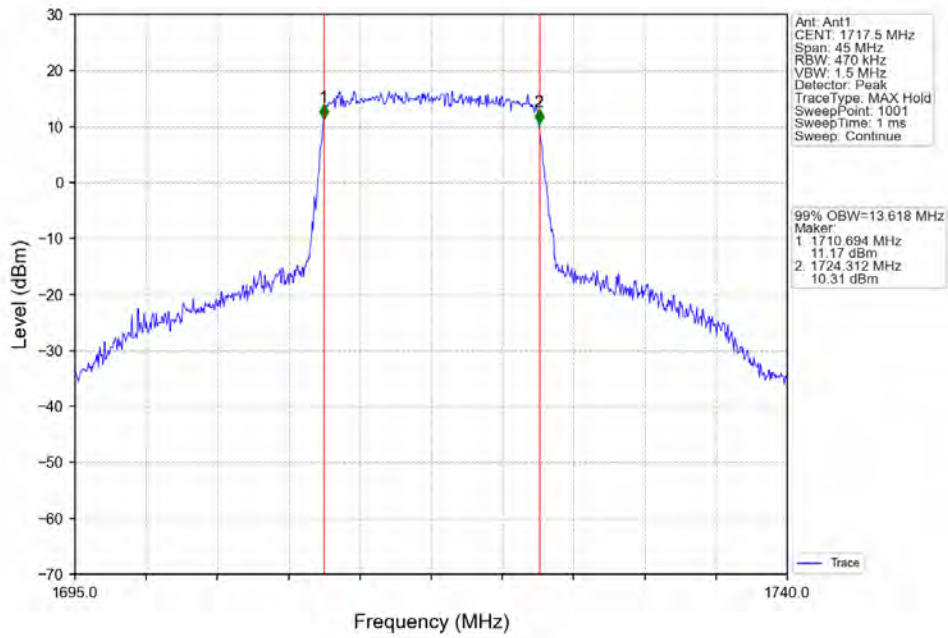
Band4_15MHz_QPSK_MCH_1732.5MHz_RB_75_0_NTNV



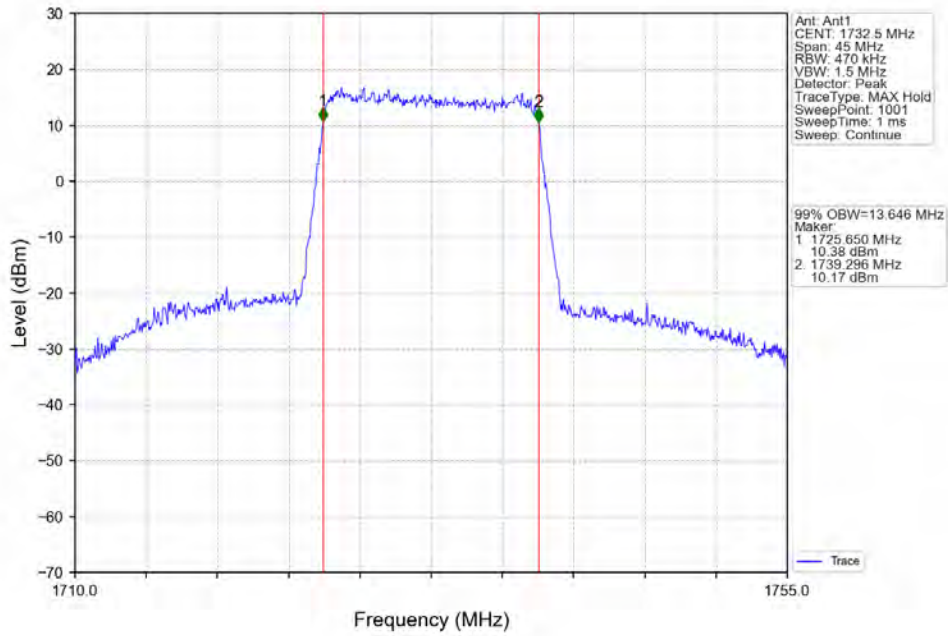
Band4_15MHz_QPSK_HCH_1747.5MHz_RB_75_0_NTNV



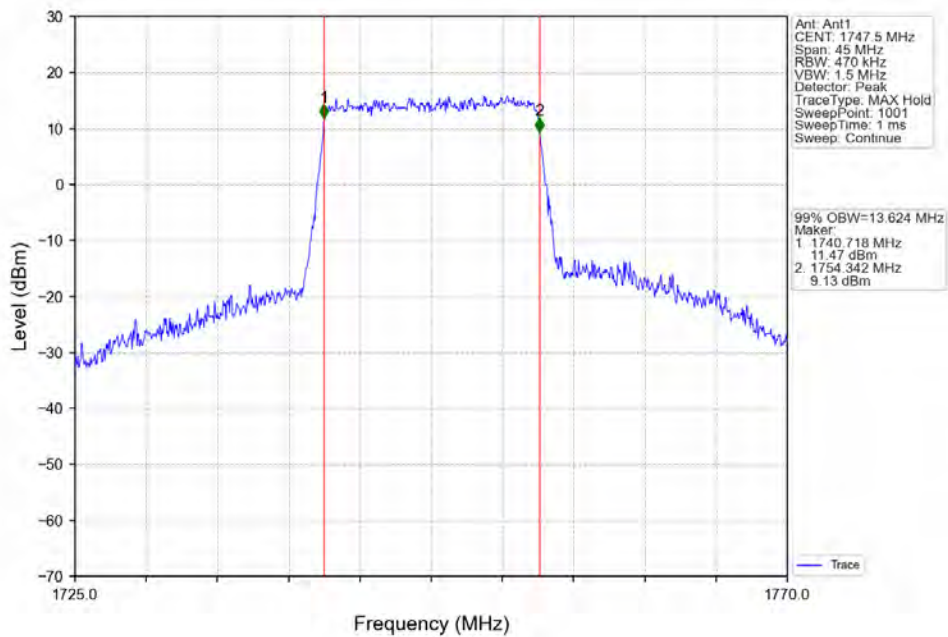
Band4_15MHz_16QAM_LCH_1717.5MHz_RB_75_0_NTNV



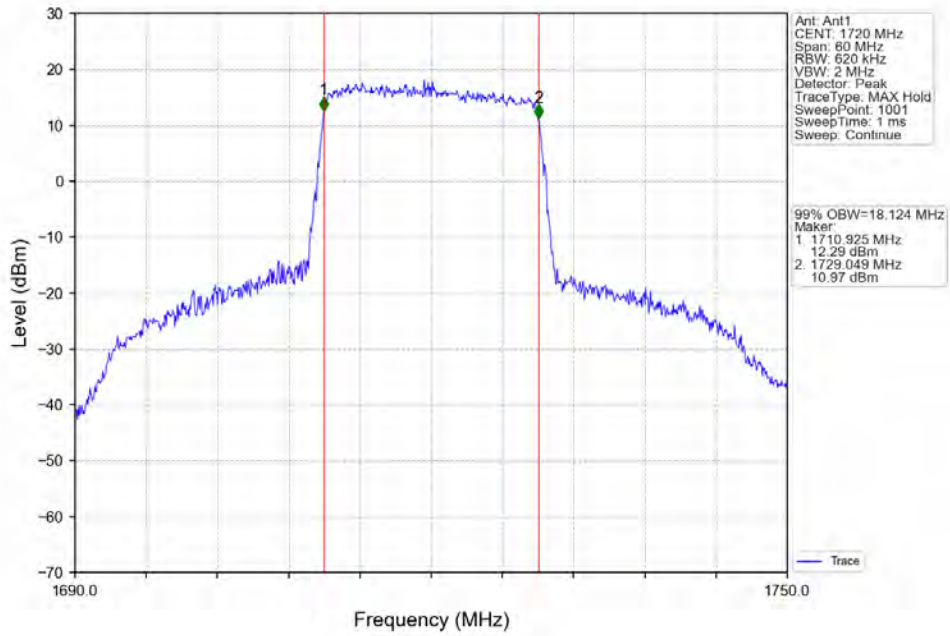
Band4_15MHz_16QAM_MCH_1732.5MHz_RB_75_0_NTNV



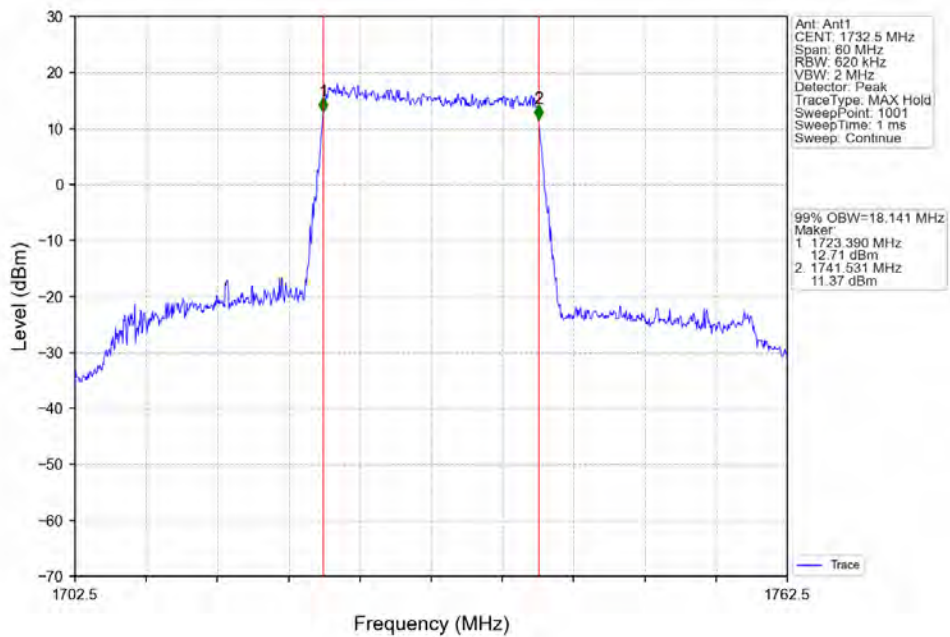
Band4_15MHz_16QAM_HCH_1747.5MHz_RB_75_0_NTNV



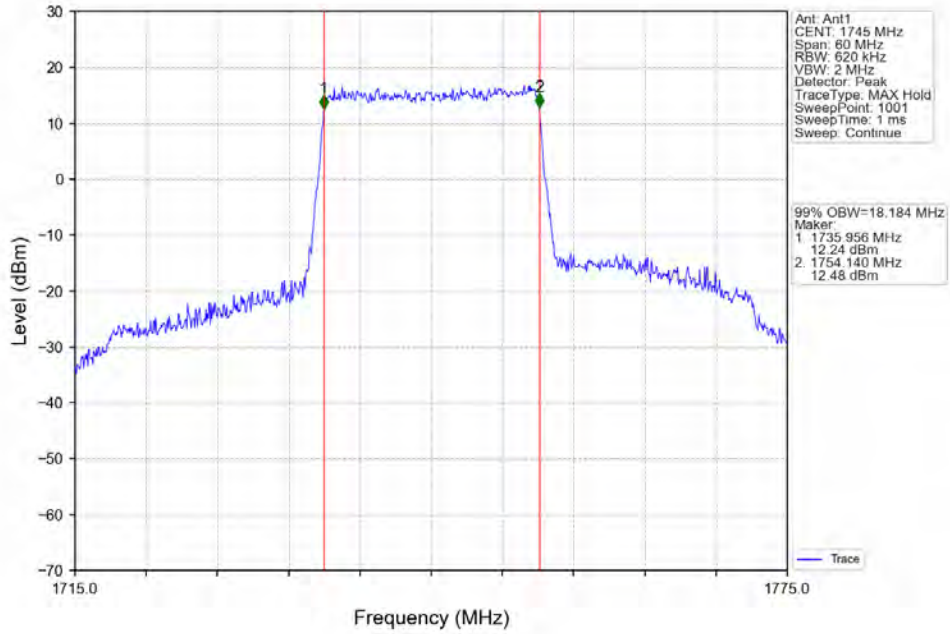
Band4_20MHz_QPSK_LCH_1720MHz_RB_100_0_NTNV



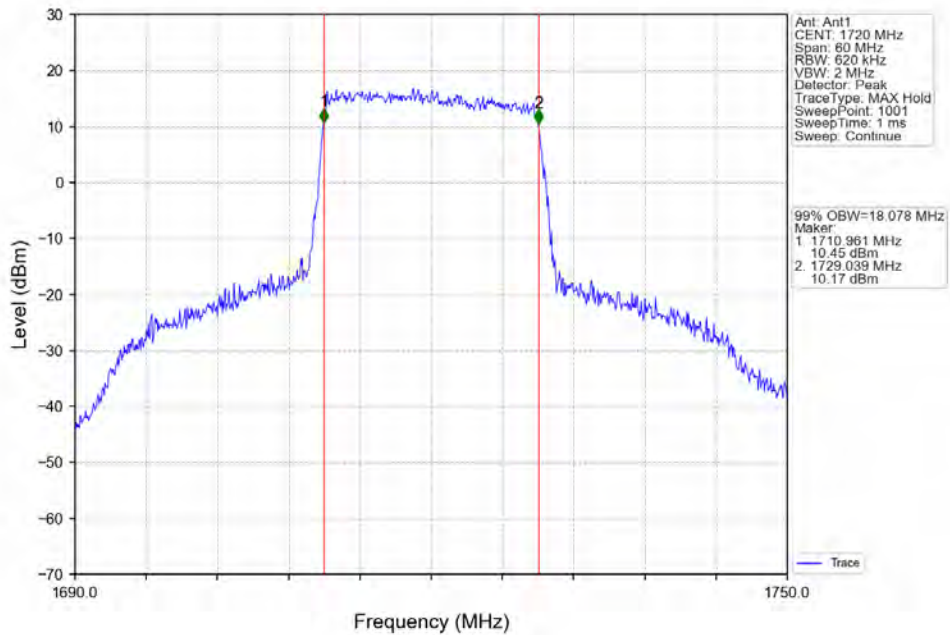
Band4_20MHz_QPSK_MCH_1732.5MHz_RB_100_0_NTNV



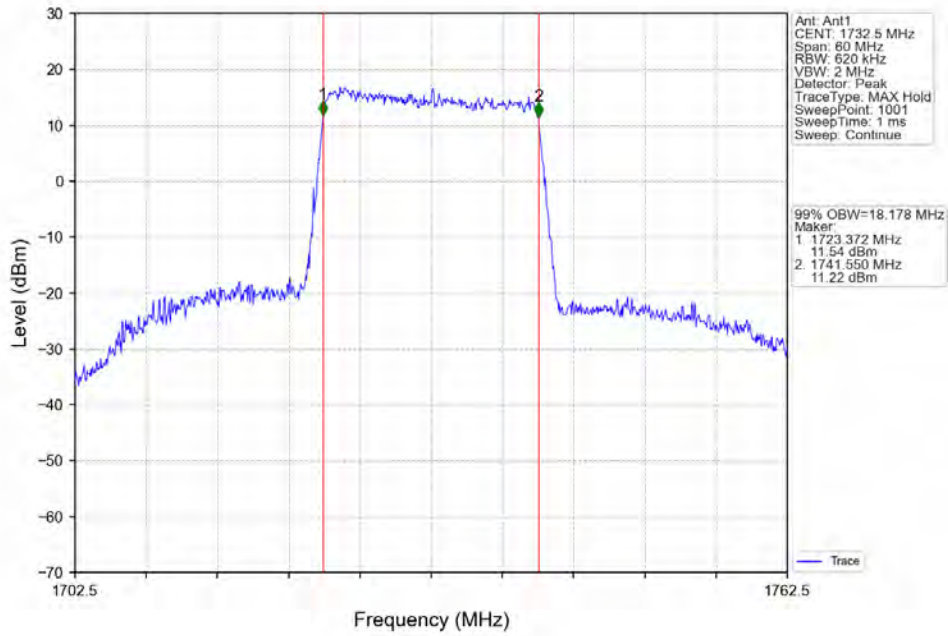
Band4_20MHz_QPSK_HCH_1745MHz_RB_100_0_NTNV



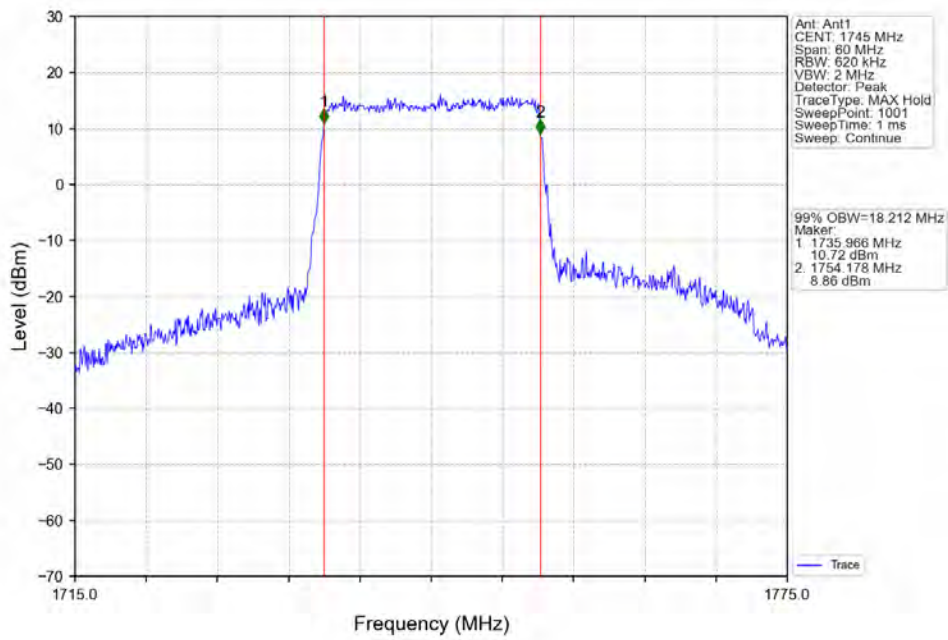
Band4_20MHz_16QAM_LCH_1720MHz_RB_100_0_NTNV



Band4_20MHz_16QAM_MCH_1732.5MHz_RB_100_0_NTNV



Band4_20MHz_16QAM_HCH_1745MHz_RB_100_0_NTNV

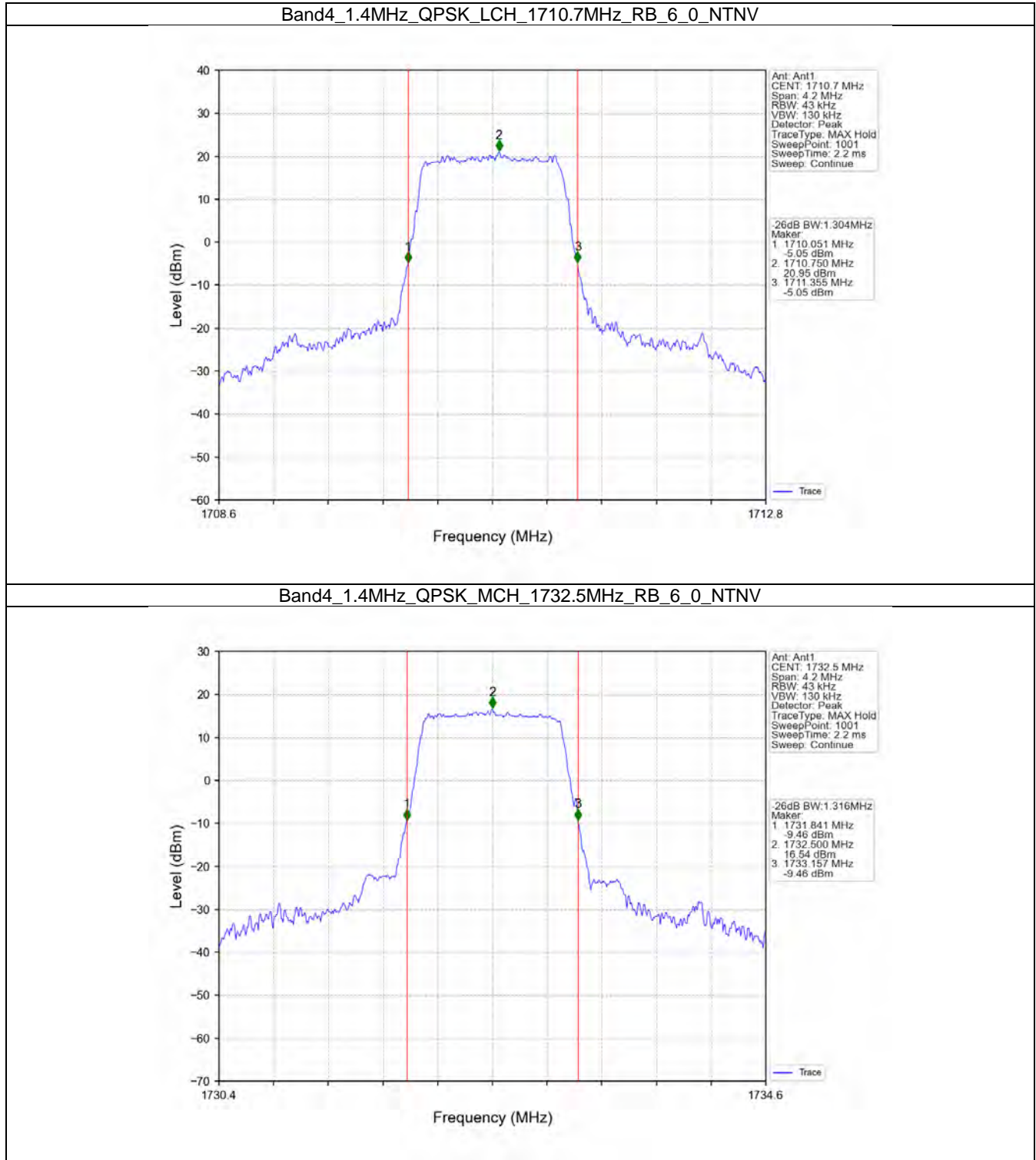


4.2 Band4_XDB

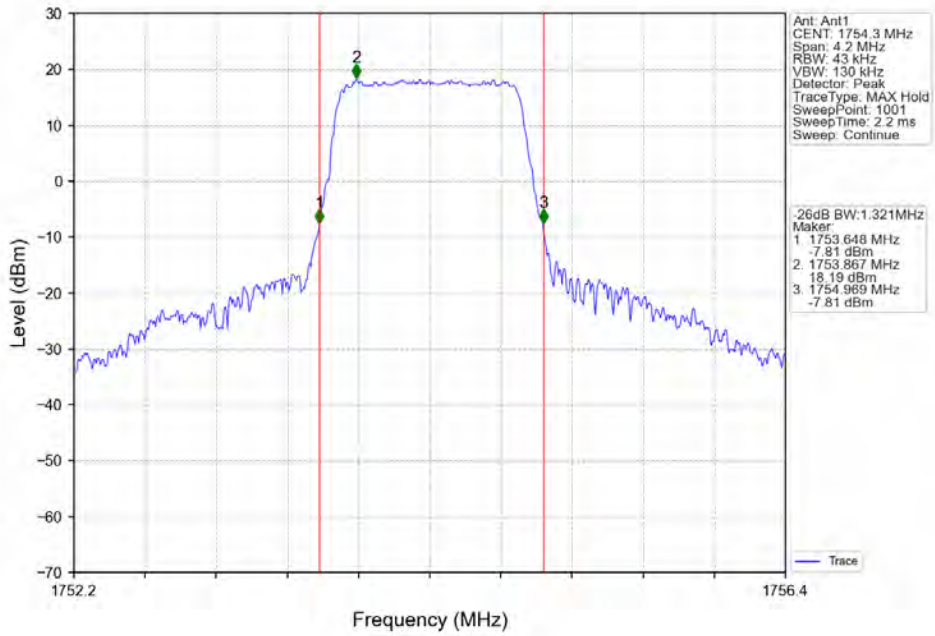
4.2.1 Test Result

Band: 4 / NTNV						
Bandwidth (MHz)	Modulation	Frequency (MHz)	RB Allocation		26dB Bandwidth (MHz)	Verdict
			Size	Offset	Result	
1.4	QPSK	1710.7	6	0	1.304	Pass
		1732.5	6	0	1.316	Pass
		1754.3	6	0	1.321	Pass
	16QAM	1710.7	6	0	1.331	Pass
		1732.5	6	0	1.296	Pass
		1754.3	6	0	1.329	Pass
3	QPSK	1711.5	15	0	2.990	Pass
		1732.5	15	0	3.003	Pass
		1753.5	15	0	2.987	Pass
	16QAM	1711.5	15	0	2.998	Pass
		1732.5	15	0	3.001	Pass
		1753.5	15	0	3.015	Pass
5	QPSK	1712.5	25	0	5.048	Pass
		1732.5	25	0	5.025	Pass
		1752.5	25	0	5.011	Pass
	16QAM	1712.5	25	0	5.052	Pass
		1732.5	25	0	4.993	Pass
		1752.5	25	0	5.002	Pass
10	QPSK	1715	50	0	9.923	Pass
		1732.5	50	0	9.885	Pass
		1750	50	0	9.981	Pass
	16QAM	1715	50	0	9.911	Pass
		1732.5	50	0	9.950	Pass
		1750	50	0	9.891	Pass
15	QPSK	1717.5	75	0	14.745	Pass
		1732.5	75	0	14.803	Pass
		1747.5	75	0	14.874	Pass
	16QAM	1717.5	75	0	14.774	Pass
		1732.5	75	0	14.933	Pass
		1747.5	75	0	14.861	Pass
20	QPSK	1720	100	0	19.495	Pass
		1732.5	100	0	19.827	Pass
		1745	100	0	19.732	Pass
	16QAM	1720	100	0	19.664	Pass
		1732.5	100	0	19.653	Pass
		1745	100	0	19.591	Pass

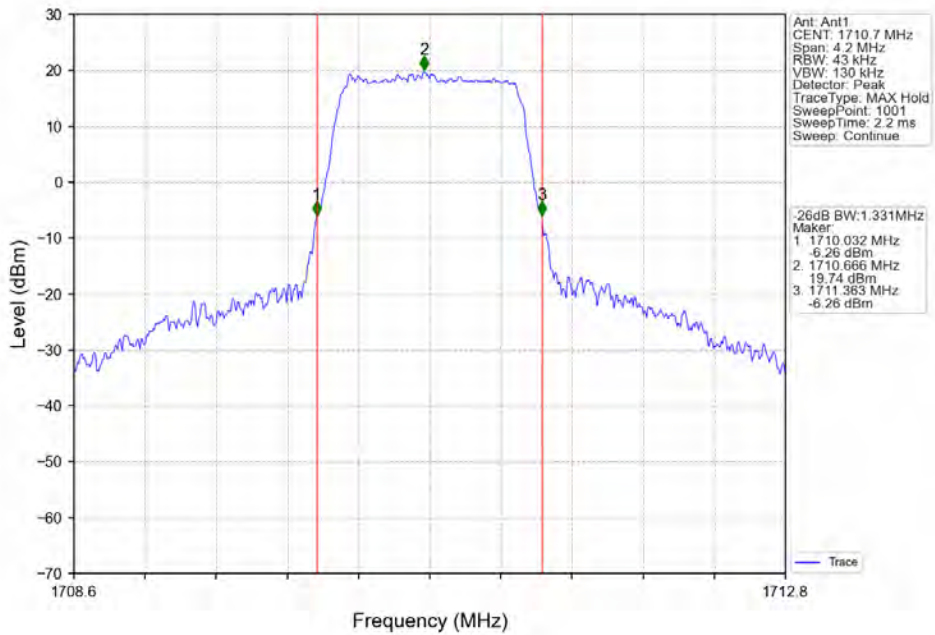
4.2.2 Test Graph



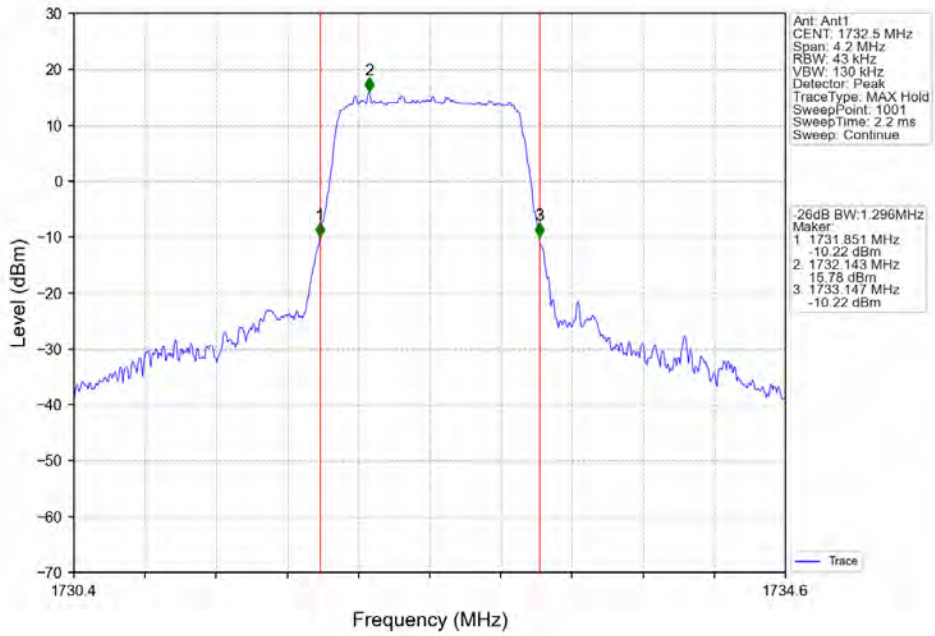
Band4_1.4MHz_QPSK_HCH_1754.3MHz_RB_6_0_NTNV



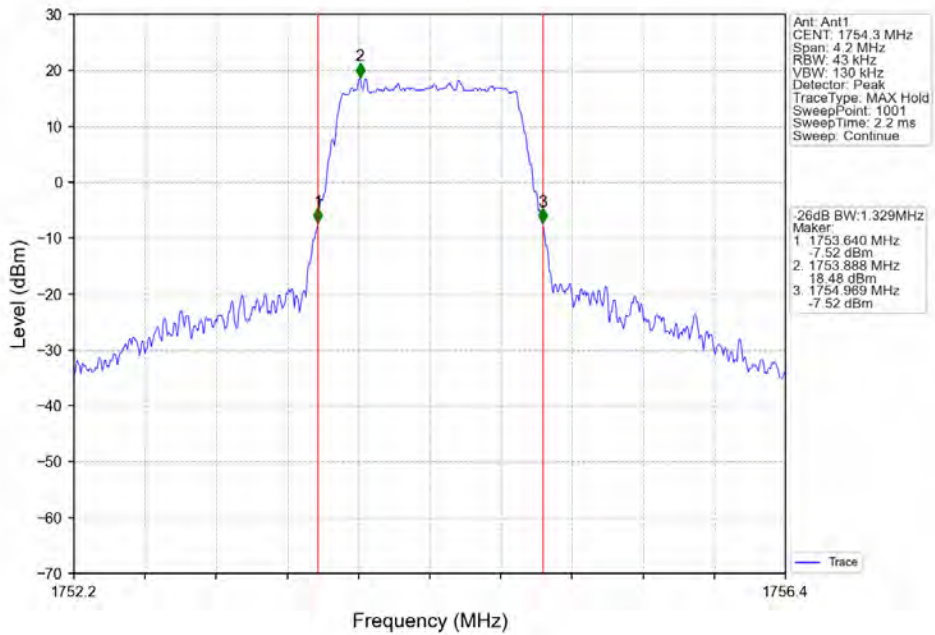
Band4_1.4MHz_16QAM_LCH_1710.7MHz_RB_6_0_NTNV



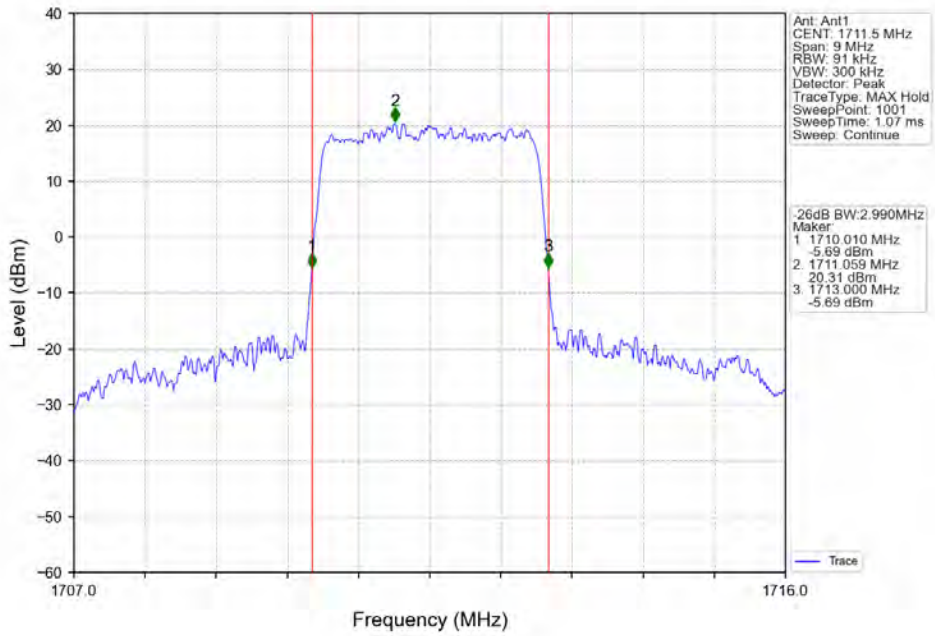
Band4_1.4MHz_16QAM_MCH_1732.5MHz_RB_6_0_NTNV



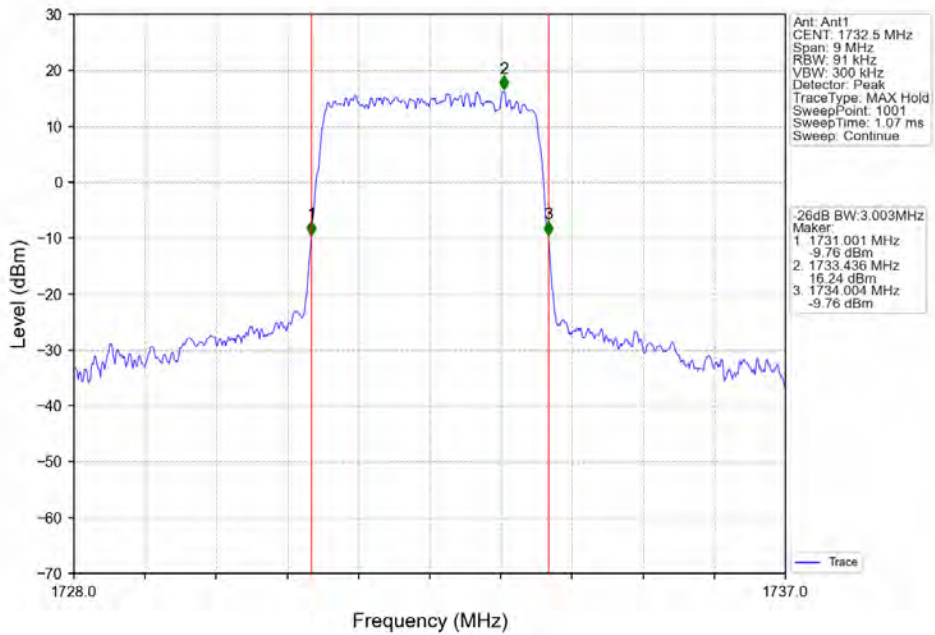
Band4_1.4MHz_16QAM_HCH_1754.3MHz_RB_6_0_NTNV



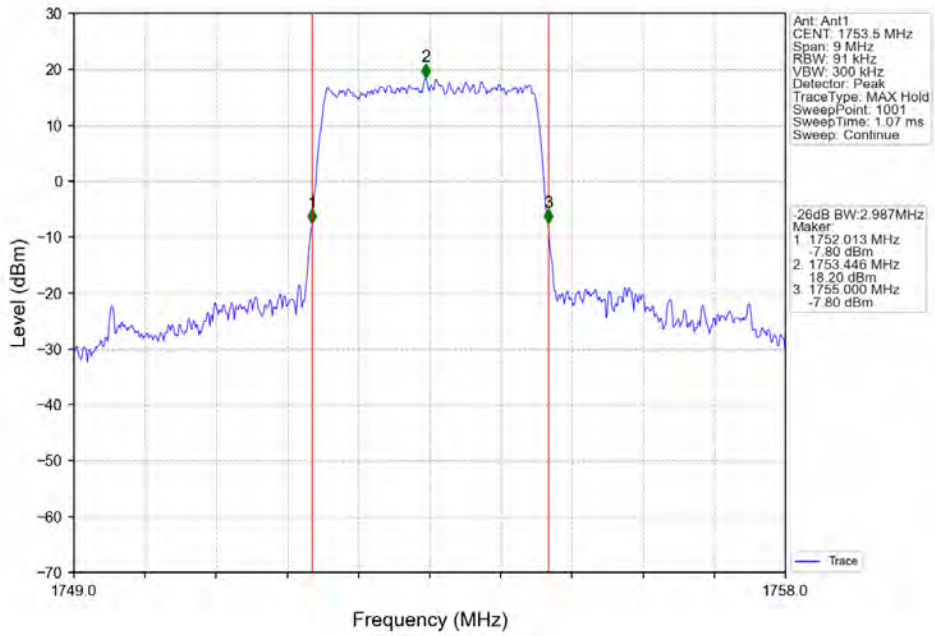
Band4_3MHz_QPSK_LCH_1711.5MHz_RB_15_0_NTNV



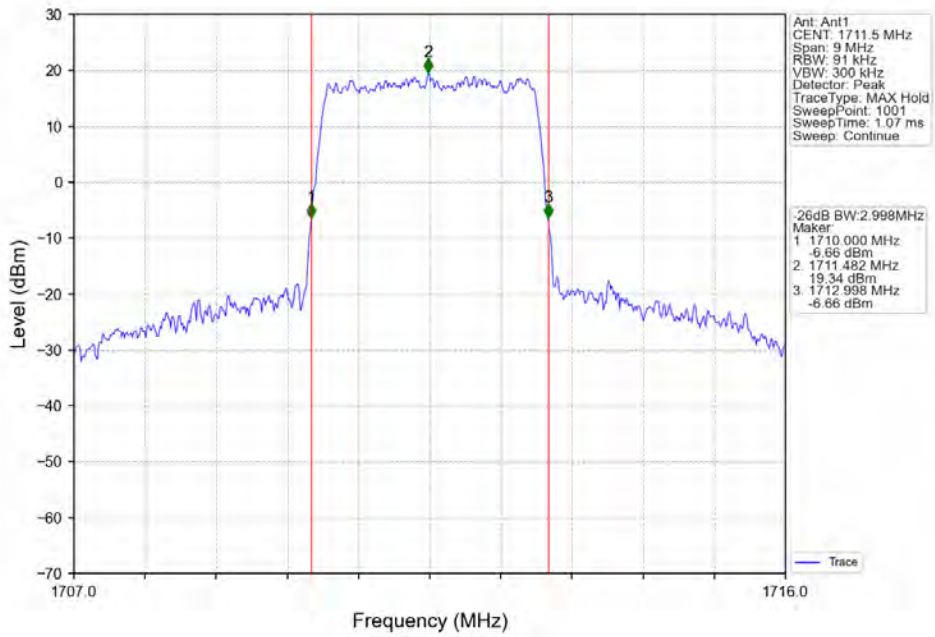
Band4_3MHz_QPSK_MCH_1732.5MHz_RB_15_0_NTNV



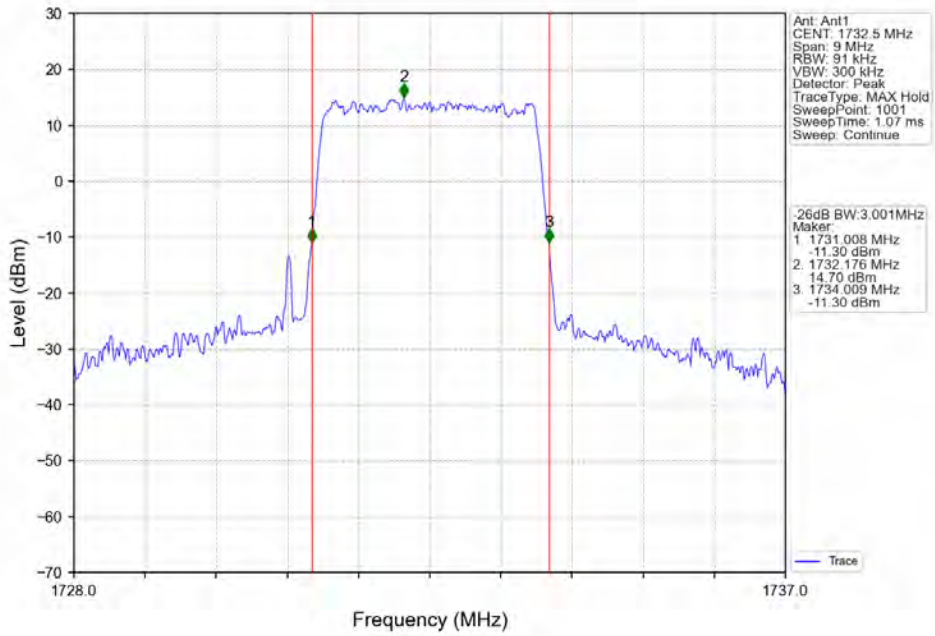
Band4_3MHz_QPSK_HCH_1753.5MHz_RB_15_0_NTNV



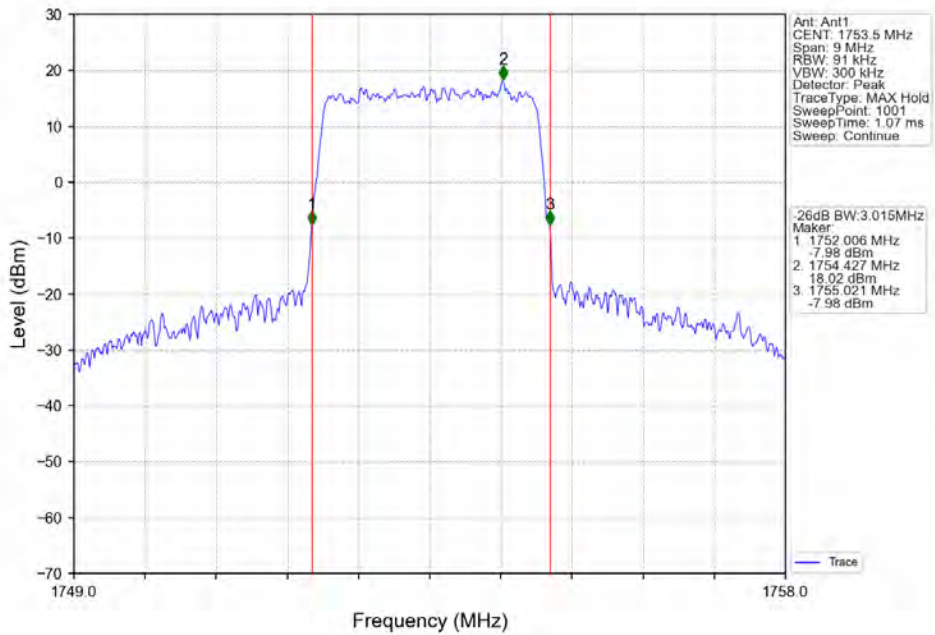
Band4_3MHz_16QAM_LCH_1711.5MHz_RB_15_0_NTNV



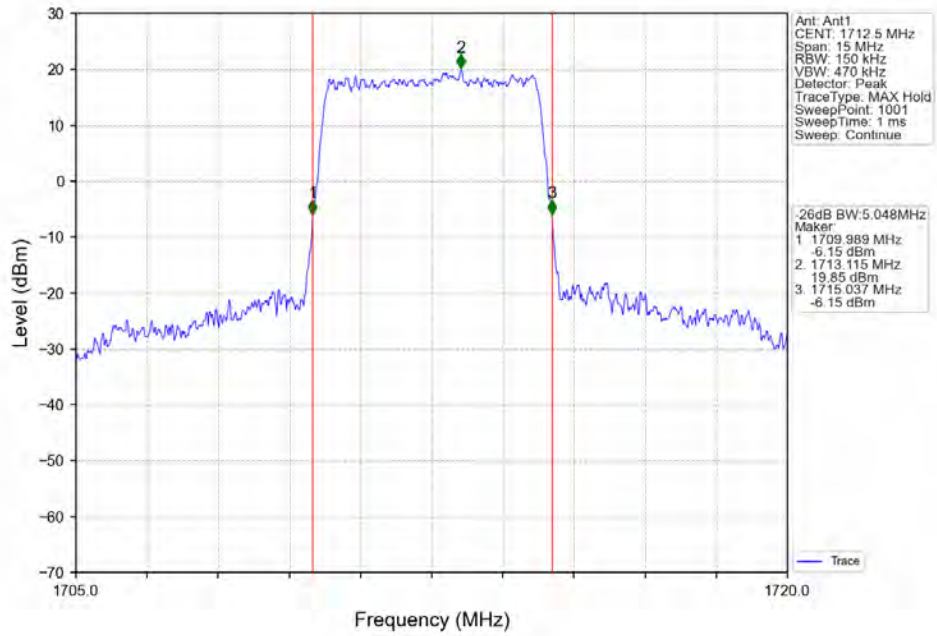
Band4_3MHz_16QAM_MCH_1732.5MHz_RB_15_0_NTNV



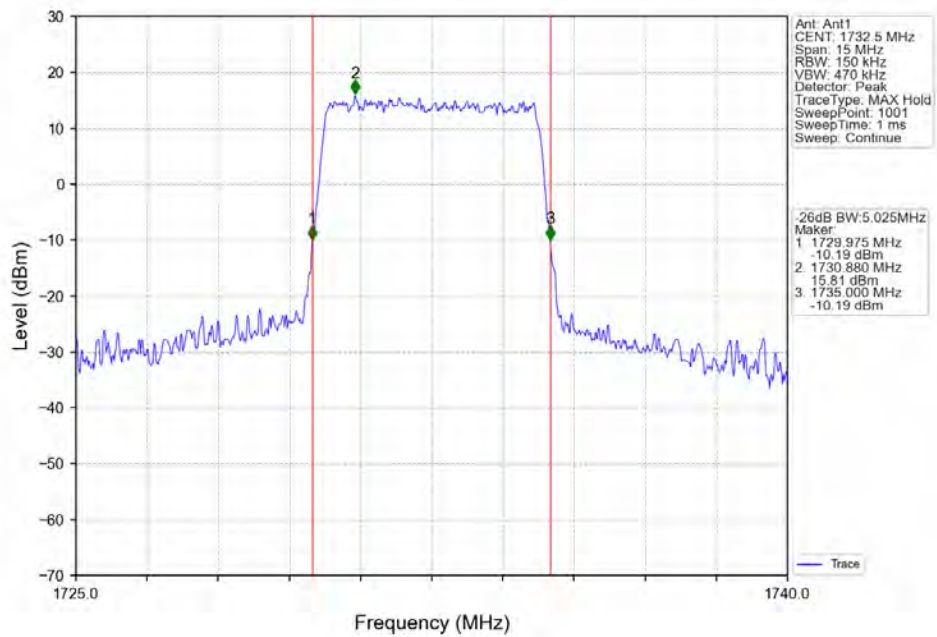
Band4_3MHz_16QAM_HCH_1753.5MHz_RB_15_0_NTNV



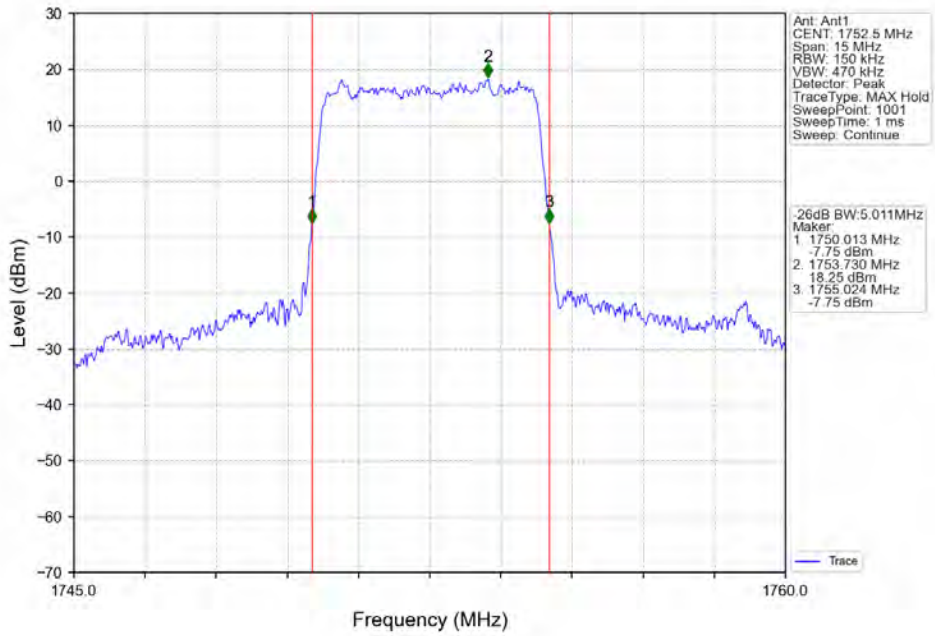
Band4_5MHz_QPSK_LCH_1712.5MHz_RB_25_0_NTNV



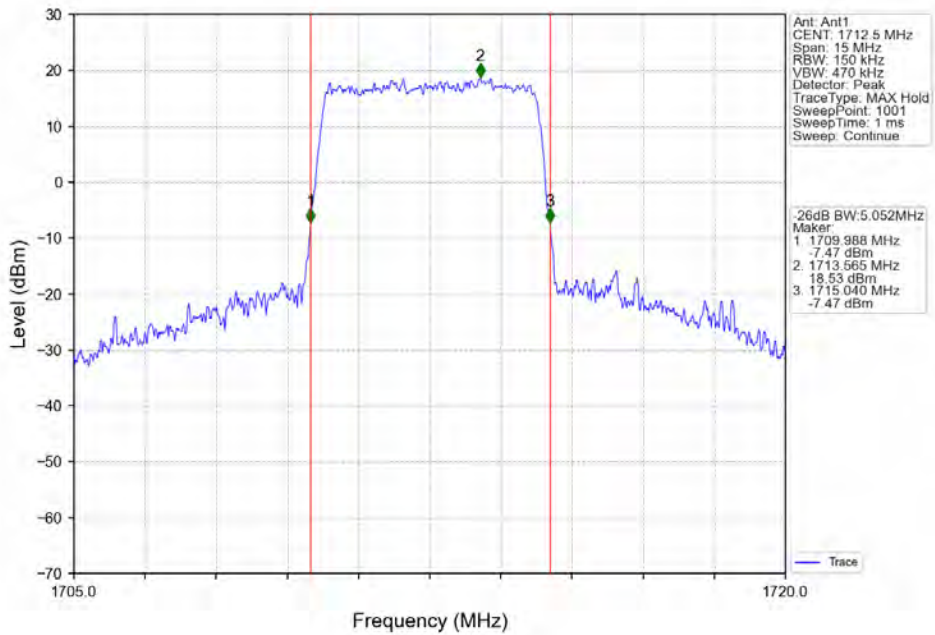
Band4_5MHz_QPSK_MCH_1732.5MHz_RB_25_0_NTNV



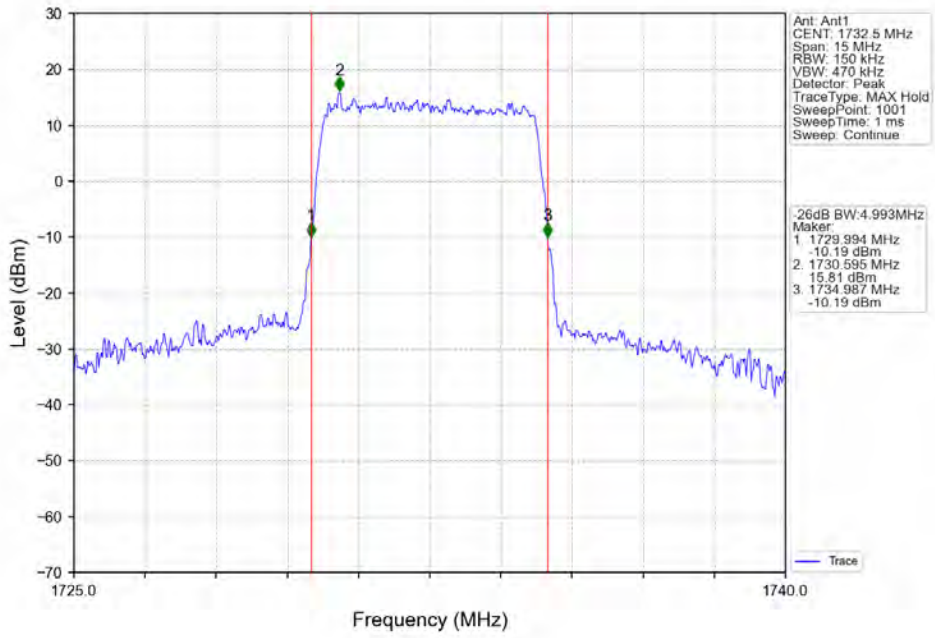
Band4_5MHz_QPSK_HCH_1752.5MHz_RB_25_0_NTNV



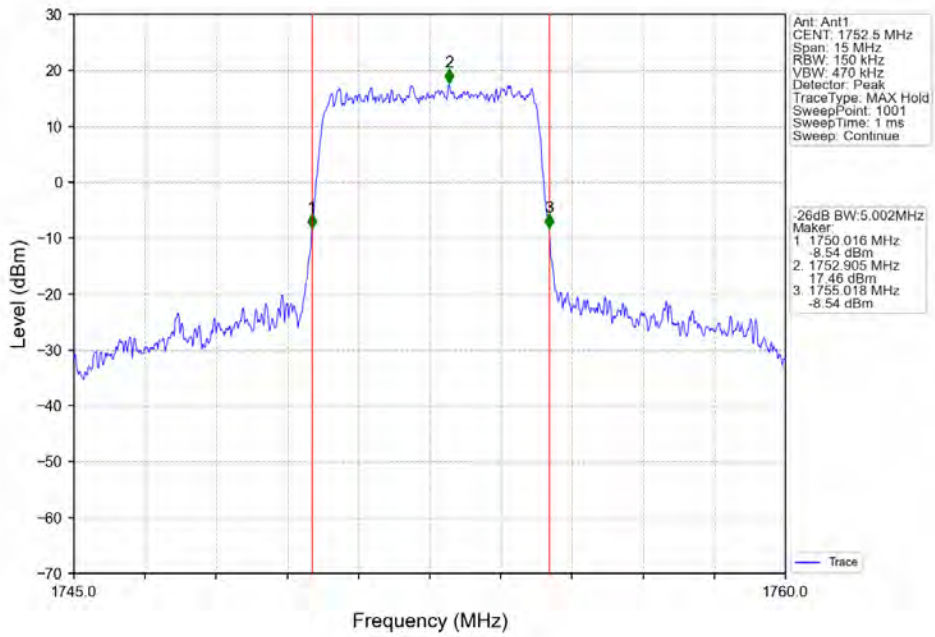
Band4_5MHz_16QAM_LCH_1712.5MHz_RB_25_0_NTNV



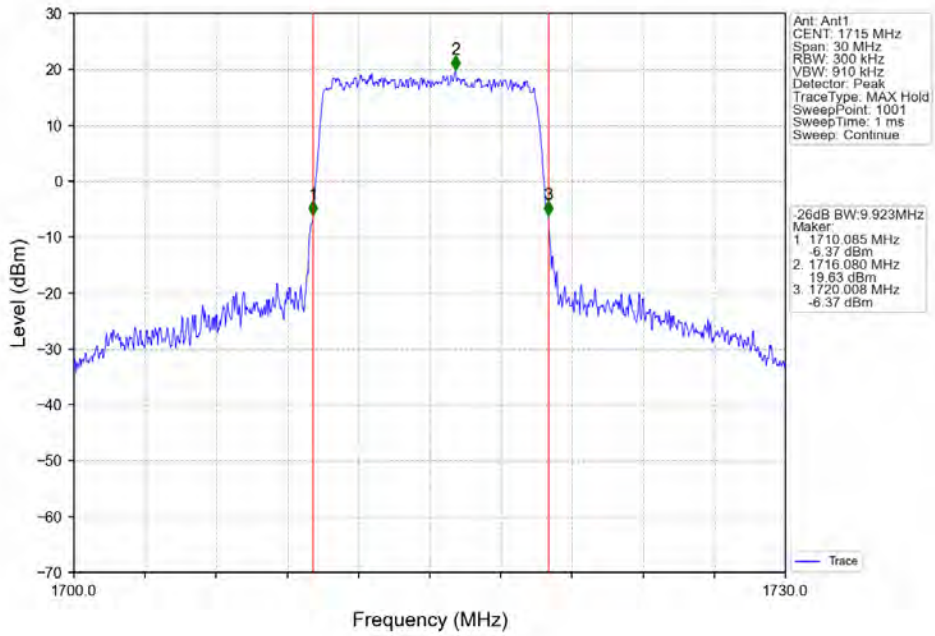
Band4_5MHz_16QAM_MCH_1732.5MHz_RB_25_0_NTNV



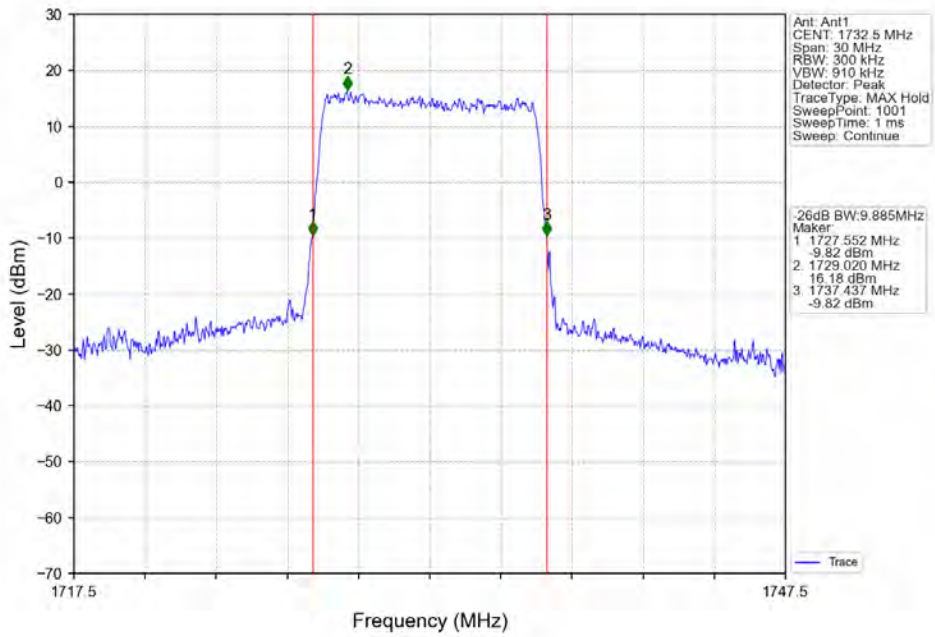
Band4_5MHz_16QAM_HCH_1752.5MHz_RB_25_0_NTNV



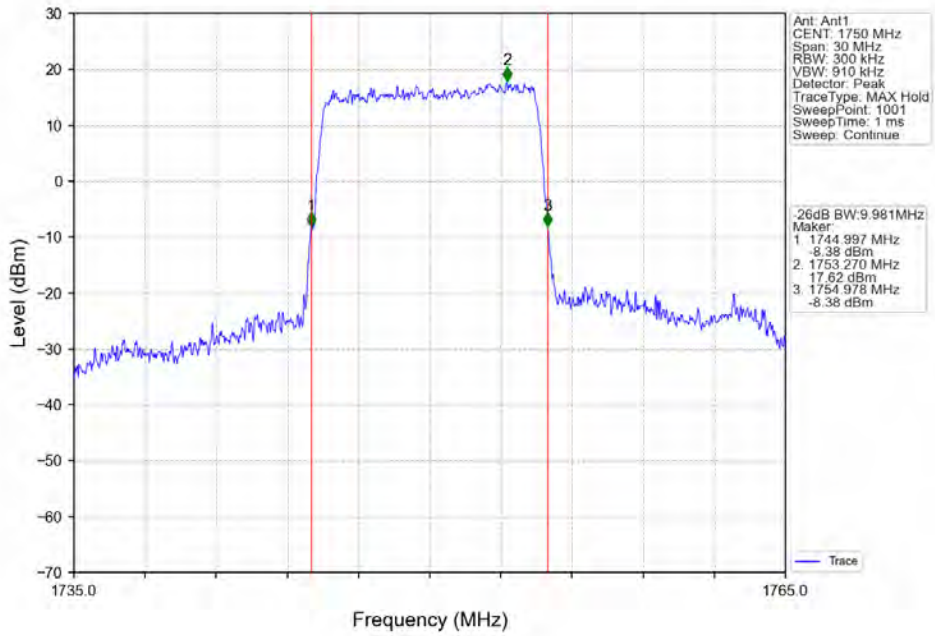
Band4_10MHz_QPSK_LCH_1715MHz_RB_50_0_NTNV



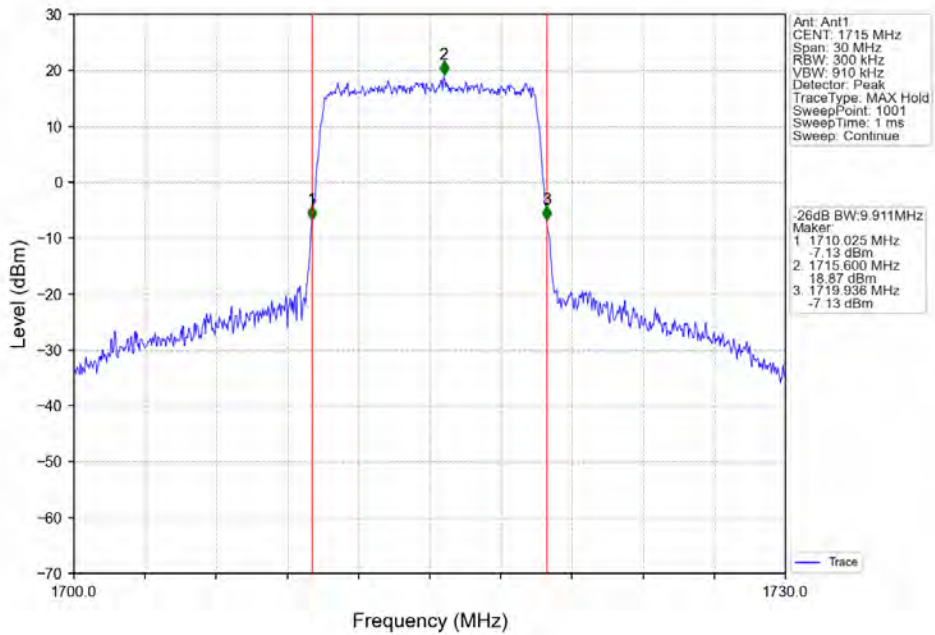
Band4_10MHz_QPSK_MCH_1732.5MHz_RB_50_0_NTNV



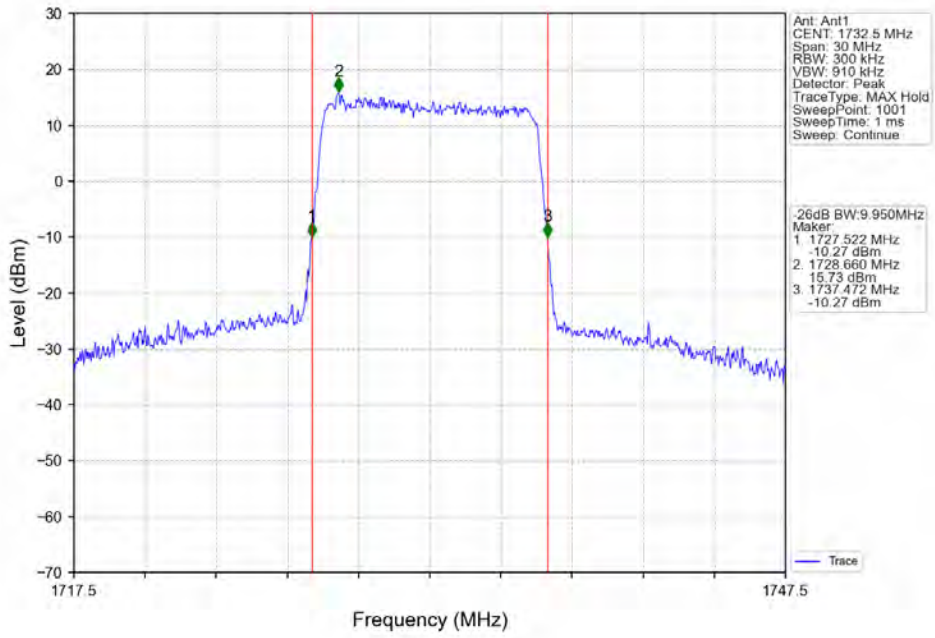
Band4_10MHz_QPSK_HCH_1750MHz_RB_50_0_NTNV



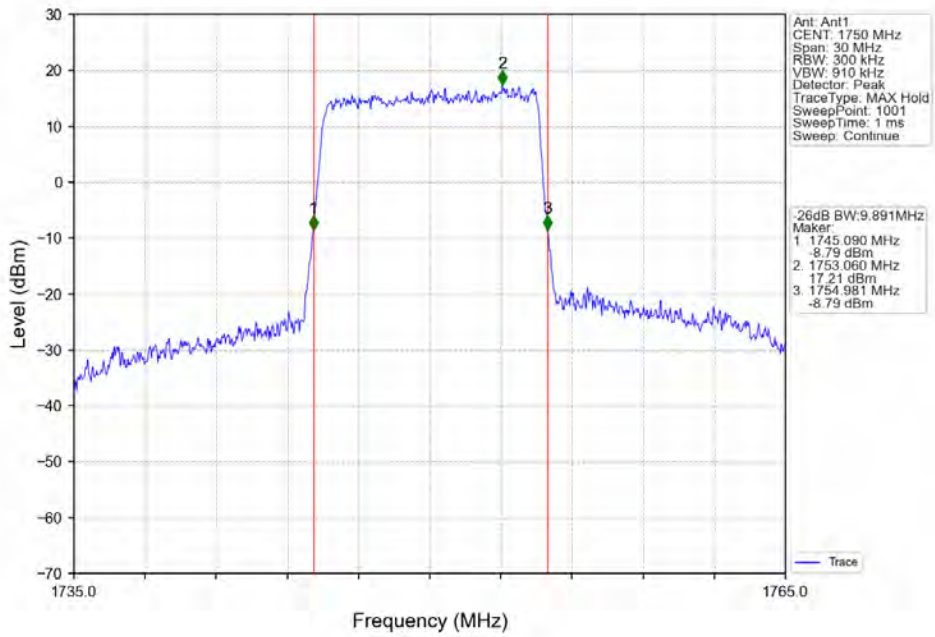
Band4_10MHz_16QAM_LCH_1715MHz_RB_50_0_NTNV



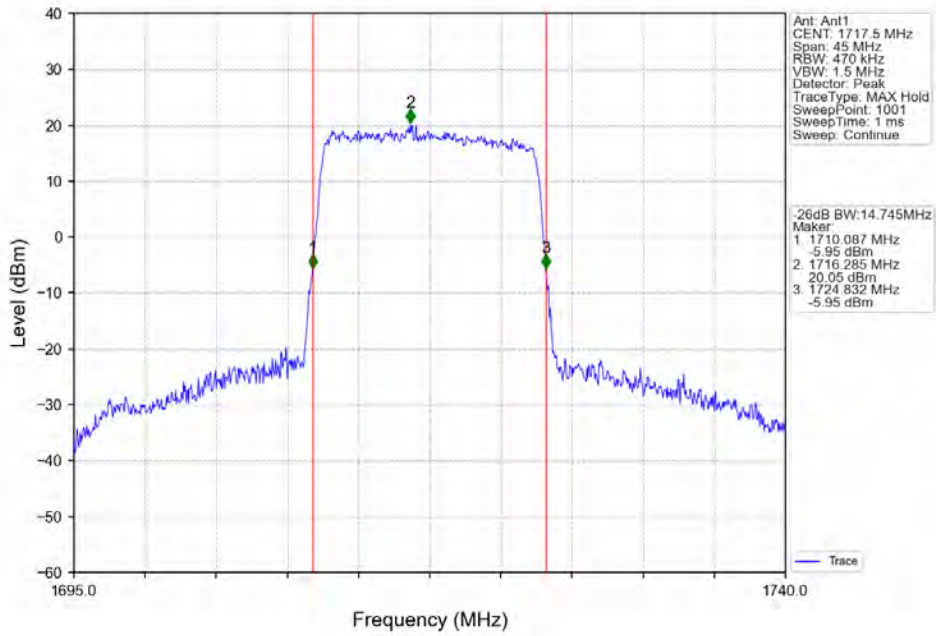
Band4_10MHz_16QAM_MCH_1732.5MHz_RB_50_0_NTNV



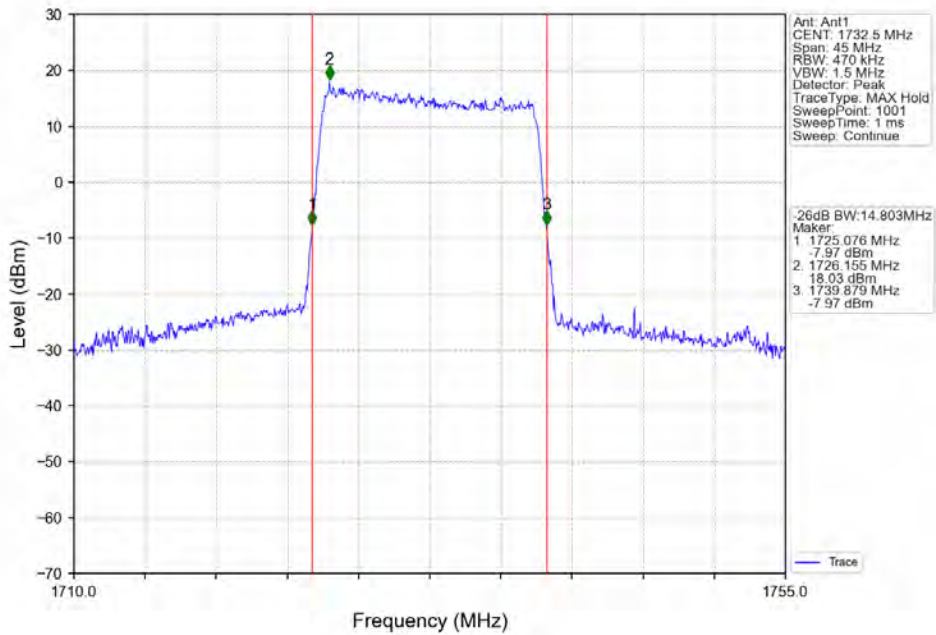
Band4_10MHz_16QAM_HCH_1750MHz_RB_50_0_NTNV



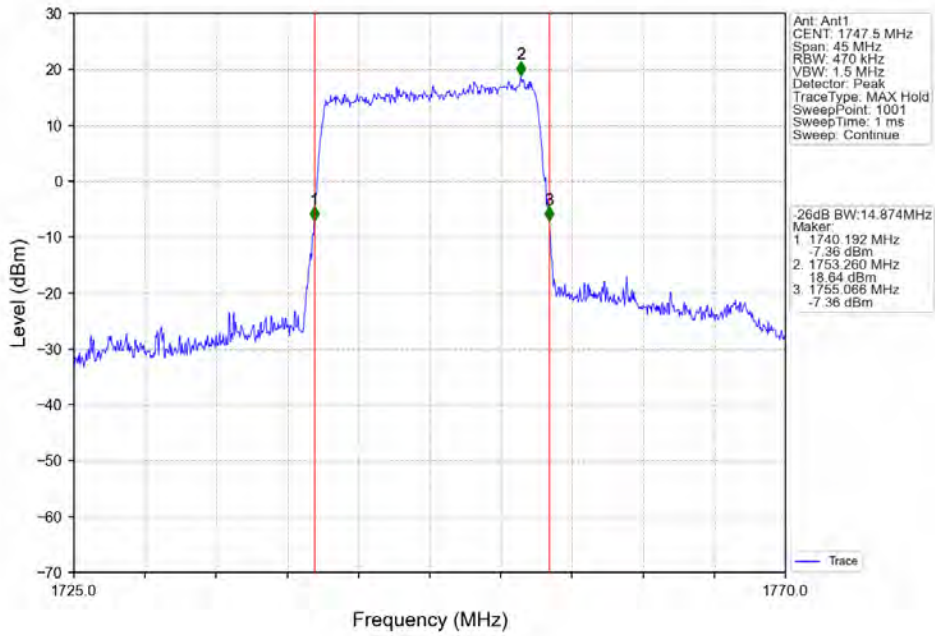
Band4_15MHz_QPSK_LCH_1717.5MHz_RB_75_0_NTNV



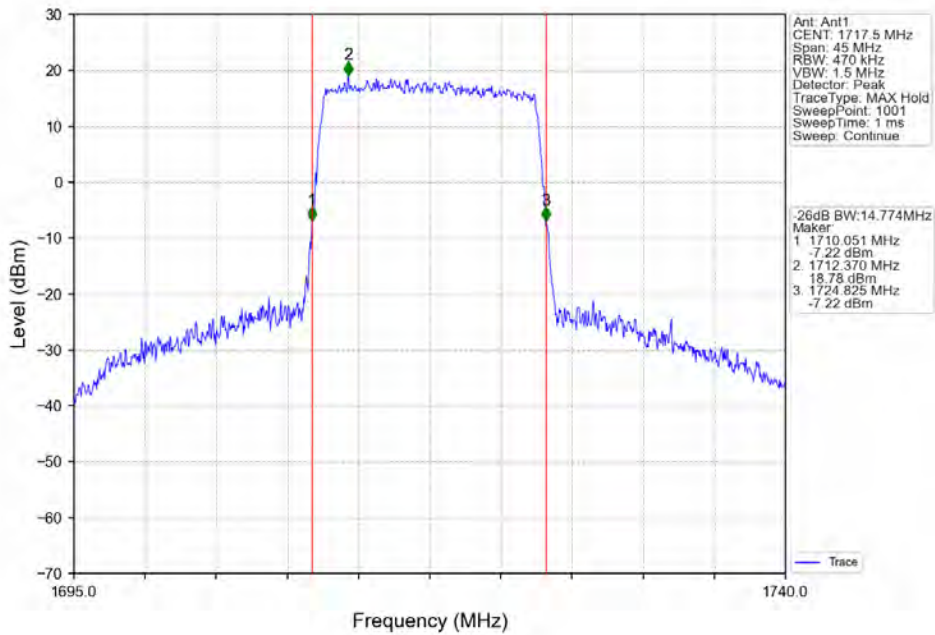
Band4_15MHz_QPSK_MCH_1732.5MHz_RB_75_0_NTNV



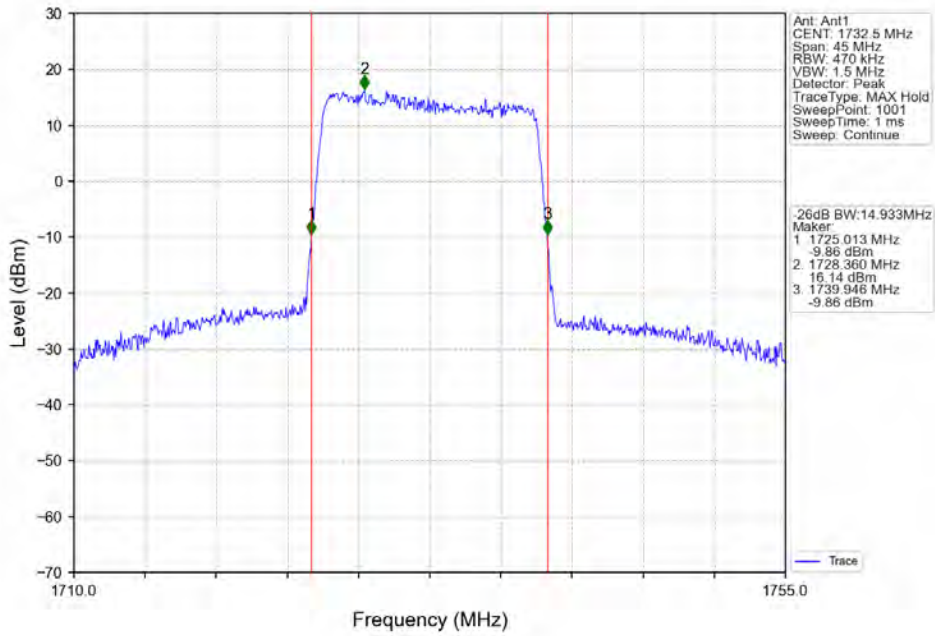
Band4_15MHz_QPSK_HCH_1747.5MHz_RB_75_0_NTNV



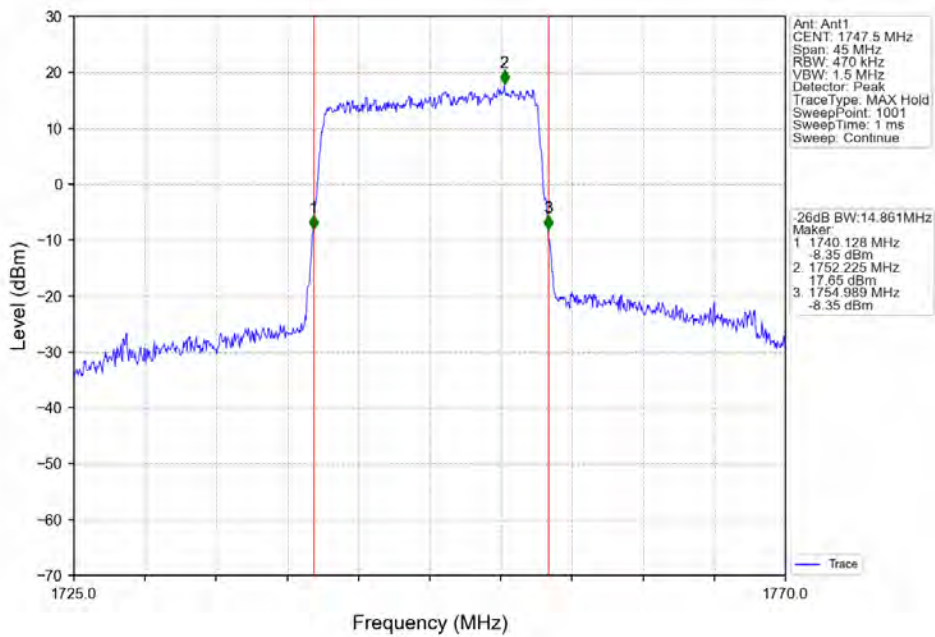
Band4_15MHz_16QAM_LCH_1717.5MHz_RB_75_0_NTNV



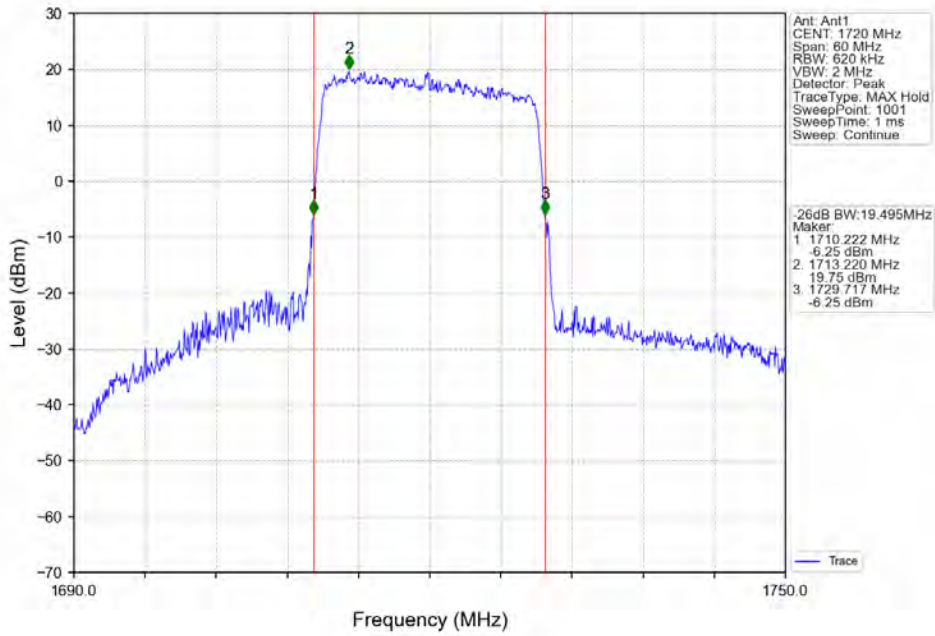
Band4_15MHz_16QAM_MCH_1732.5MHz_RB_75_0_NTNV



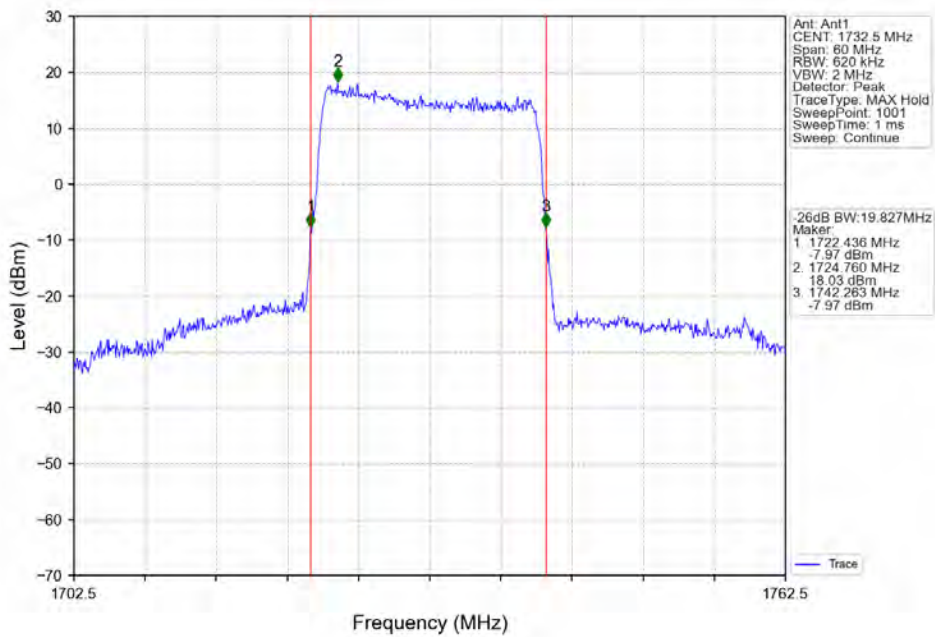
Band4_15MHz_16QAM_HCH_1747.5MHz_RB_75_0_NTNV



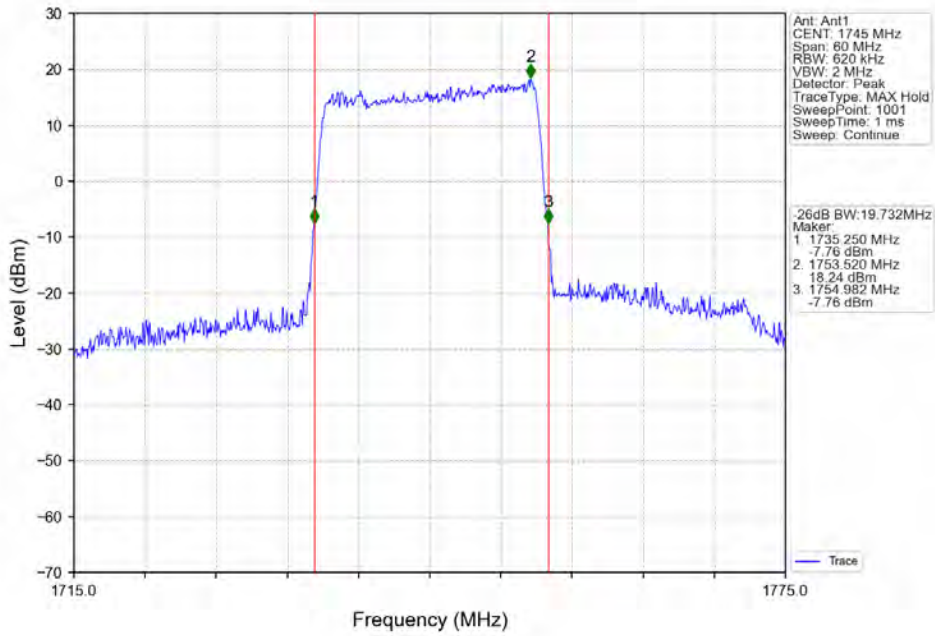
Band4_20MHz_QPSK_LCH_1720MHz_RB_100_0_NTNV



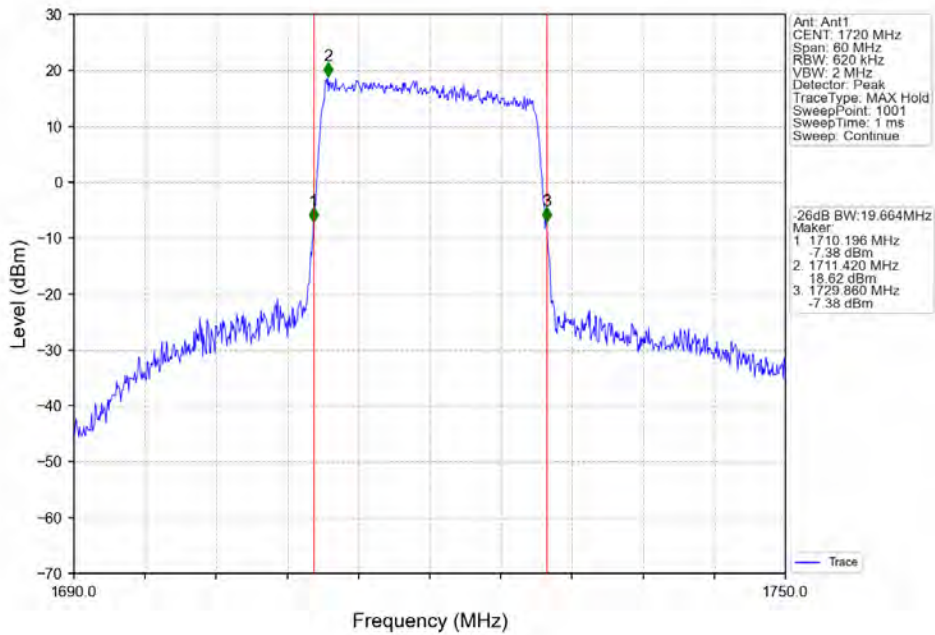
Band4_20MHz_QPSK_MCH_1732.5MHz_RB_100_0_NTNV



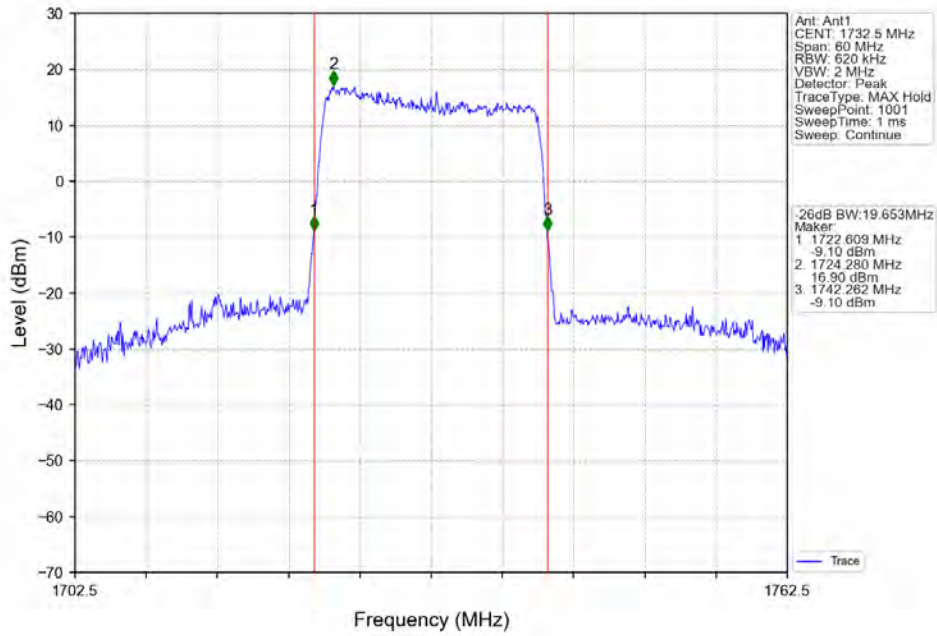
Band4_20MHz_QPSK_HCH_1745MHz_RB_100_0_NTNV



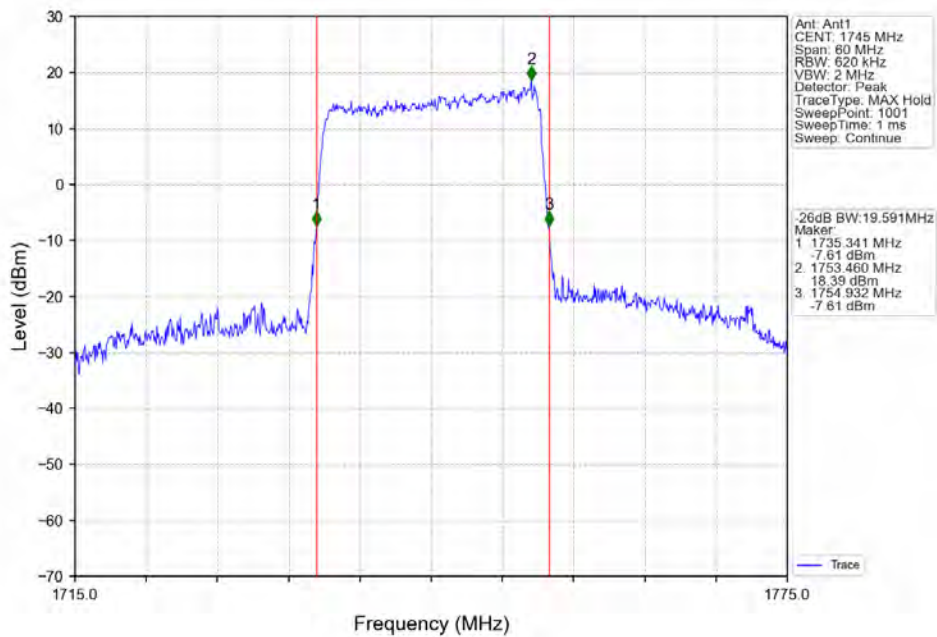
Band4_20MHz_16QAM_LCH_1720MHz_RB_100_0_NTNV



Band4_20MHz_16QAM_MCH_1732.5MHz_RB_100_0_NTNV



Band4_20MHz_16QAM_HCH_1745MHz_RB_100_0_NTNV



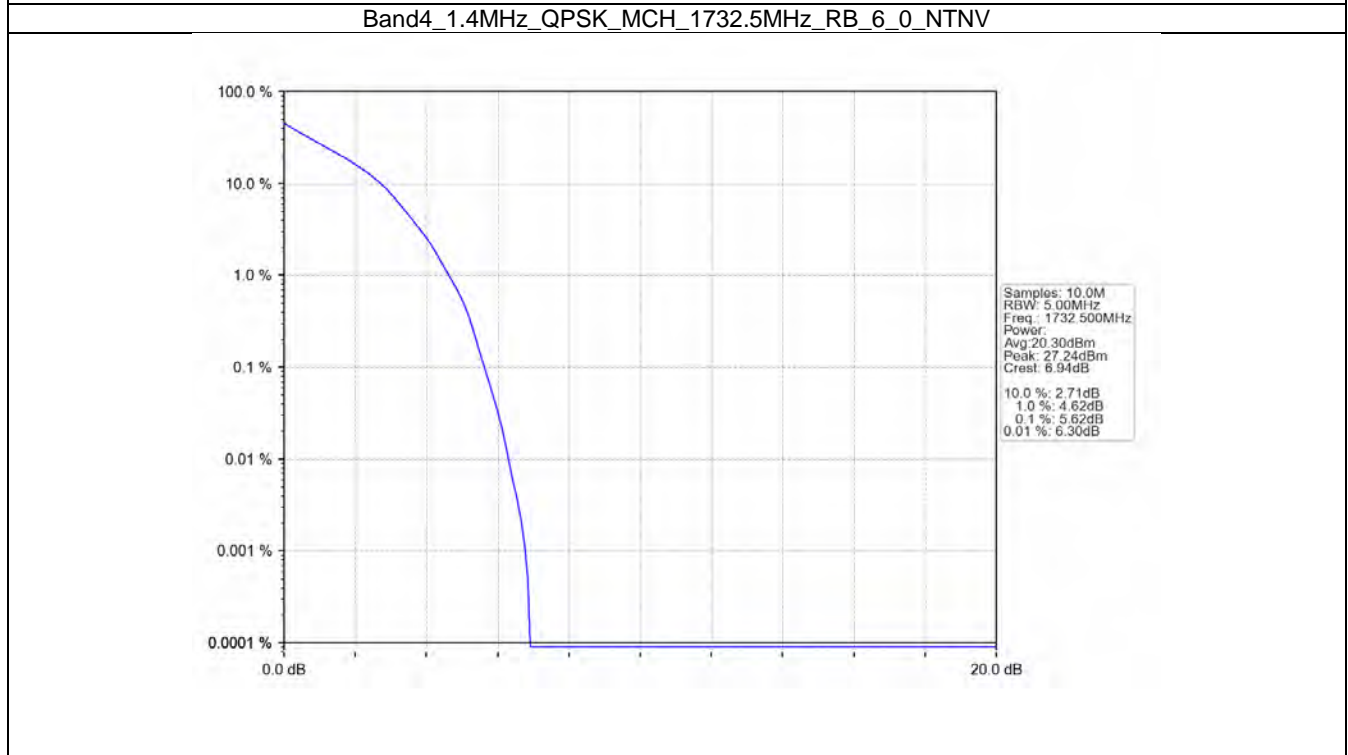
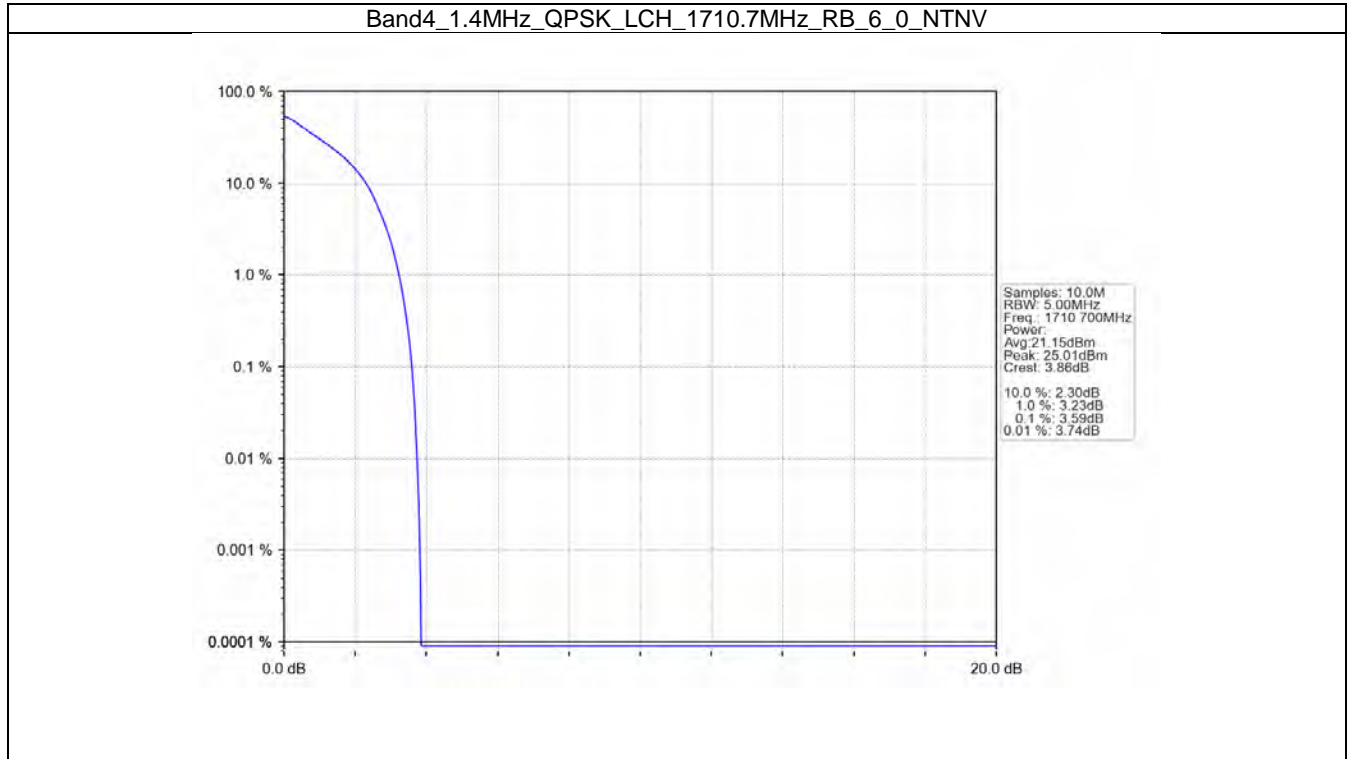
5. Peak-Average Ratio

5.1 B4_1.4MHz

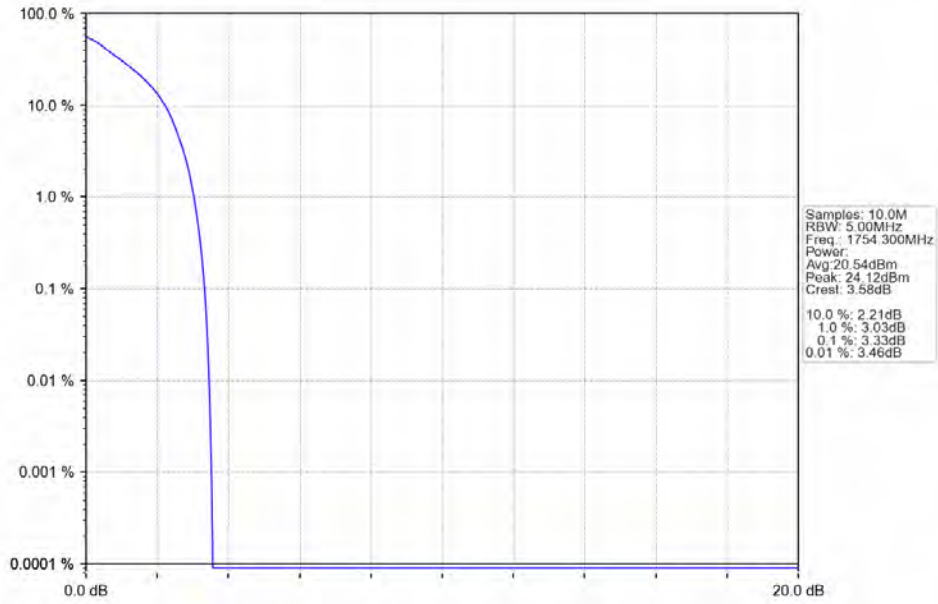
5.1.1 Test Result

Band: 4 / Bandwidth: 1.4MHz / NTV						
Modulation	Frequency (MHz)	RB Allocation		Peak-Average Ratio (dB)		Verdict
		Size	Offset	Result	Limit	
QPSK	1710.7	6	0	3.59	<=13	Pass
	1732.5	6	0	5.62	<=13	Pass
	1754.3	6	0	3.33	<=13	Pass
16QAM	1710.7	6	0	4.64	<=13	Pass
	1732.5	6	0	6.50	<=13	Pass
	1754.3	6	0	4.41	<=13	Pass

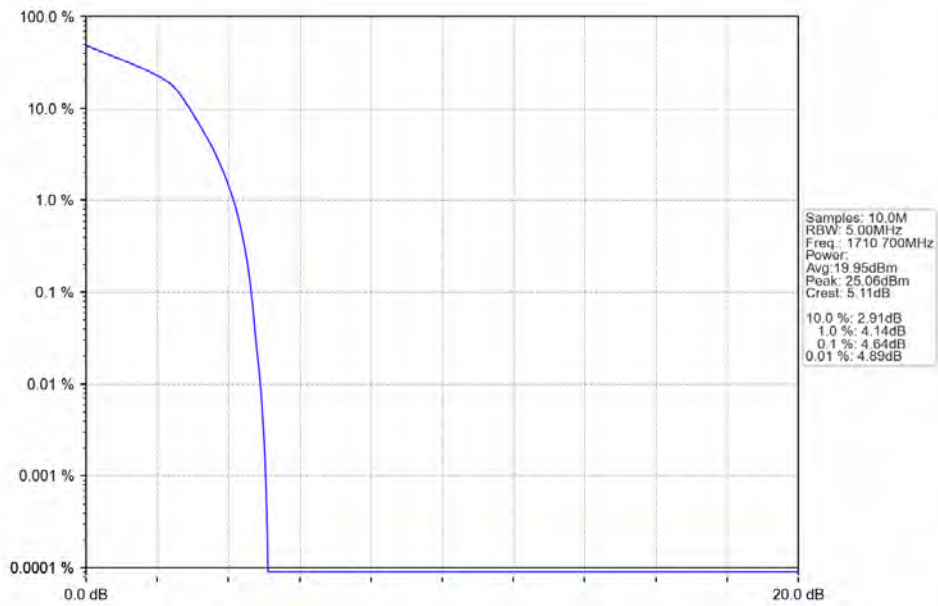
5.1.2 Test Graph



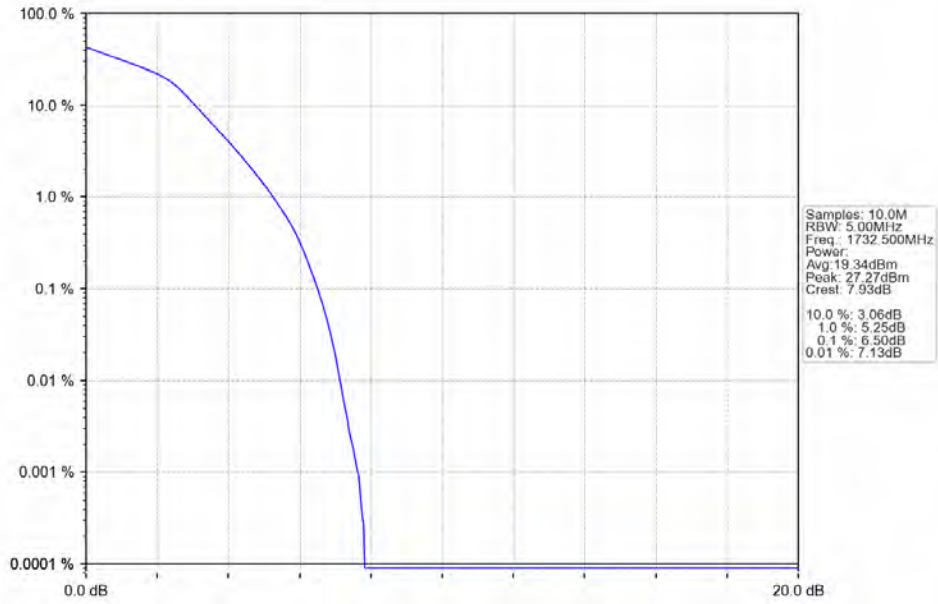
Band4_1.4MHz_QPSK_HCH_1754.3MHz_RB_6_0_NTNV



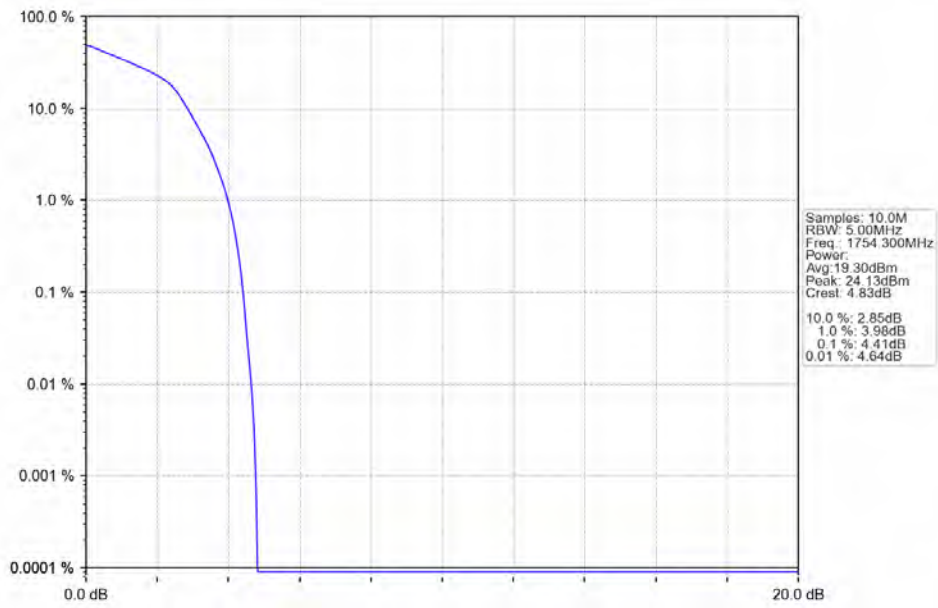
Band4_1.4MHz_16QAM_LCH_1710.7MHz_RB_6_0_NTNV



Band4_1.4MHz_16QAM_MCH_1732.5MHz_RB_6_0_NTNV



Band4_1.4MHz_16QAM_HCH_1754.3MHz_RB_6_0_NTNV

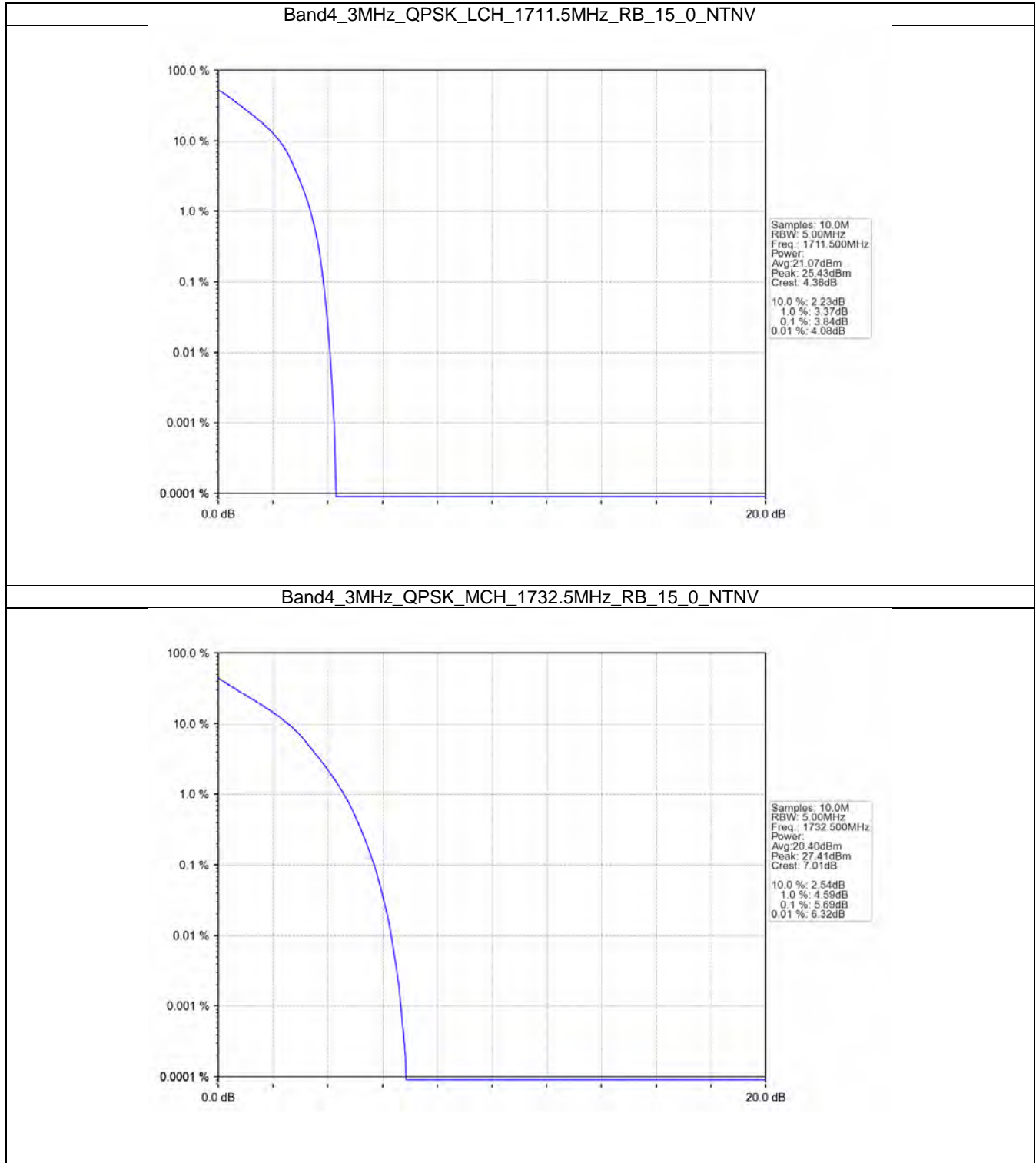


5.2 B4_3MHz

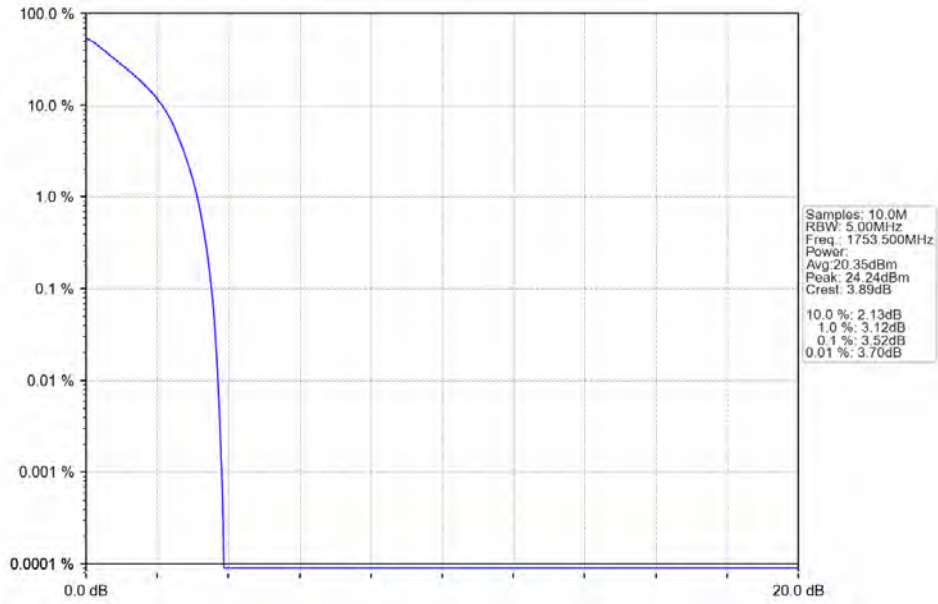
5.2.1 Test Result

Band: 4 / Bandwidth: 3MHz / NTN						
Modulation	Frequency (MHz)	RB Allocation		Peak-Average Ratio (dB)		Verdict
		Size	Offset	Result	Limit	
QPSK	1711.5	15	0	3.84	<=13	Pass
	1732.5	15	0	5.69	<=13	Pass
	1753.5	15	0	3.52	<=13	Pass
16QAM	1711.5	15	0	4.77	<=13	Pass
	1732.5	15	0	6.58	<=13	Pass
	1753.5	15	0	4.57	<=13	Pass

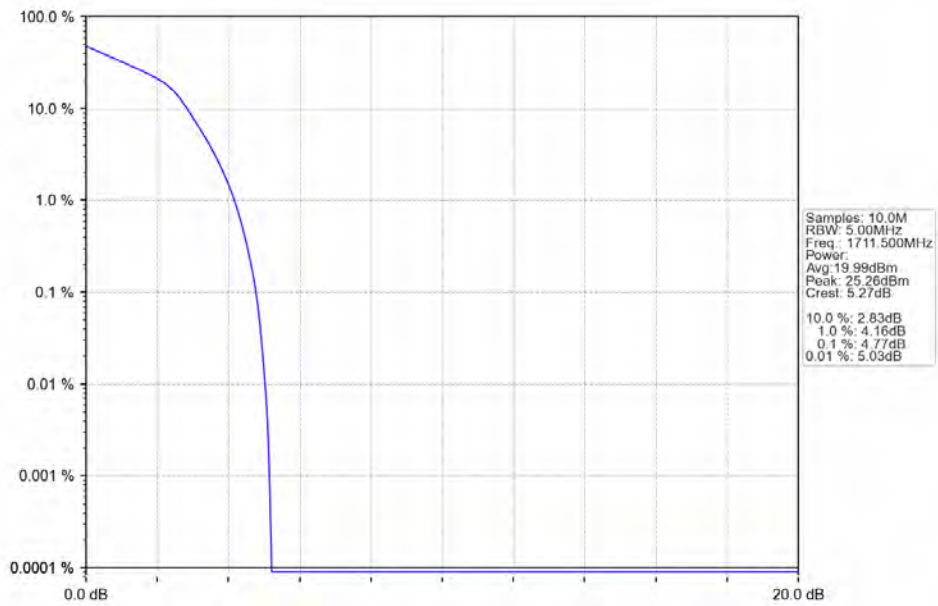
5.2.2 Test Graph



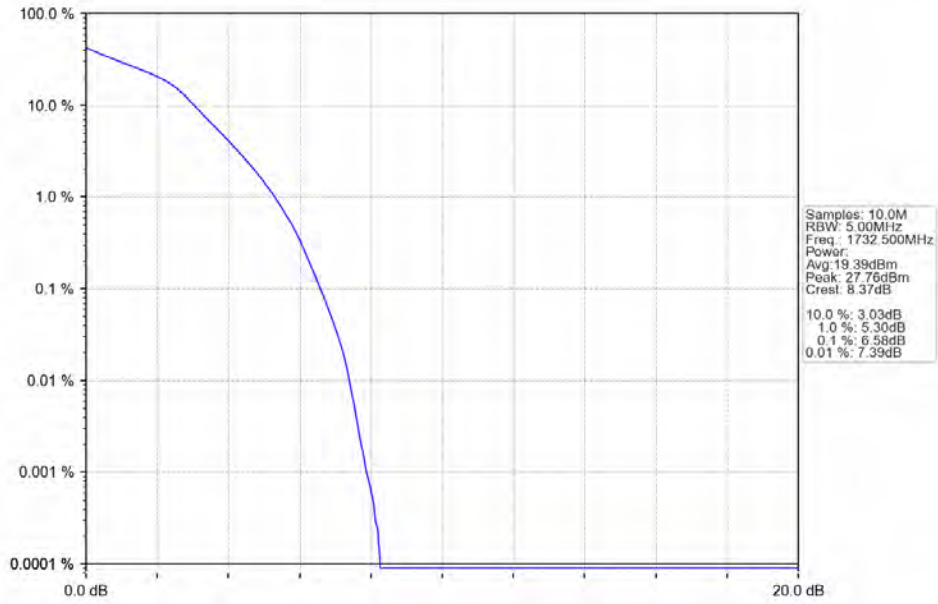
Band4_3MHz_QPSK_HCH_1753.5MHz_RB_15_0_NTNV



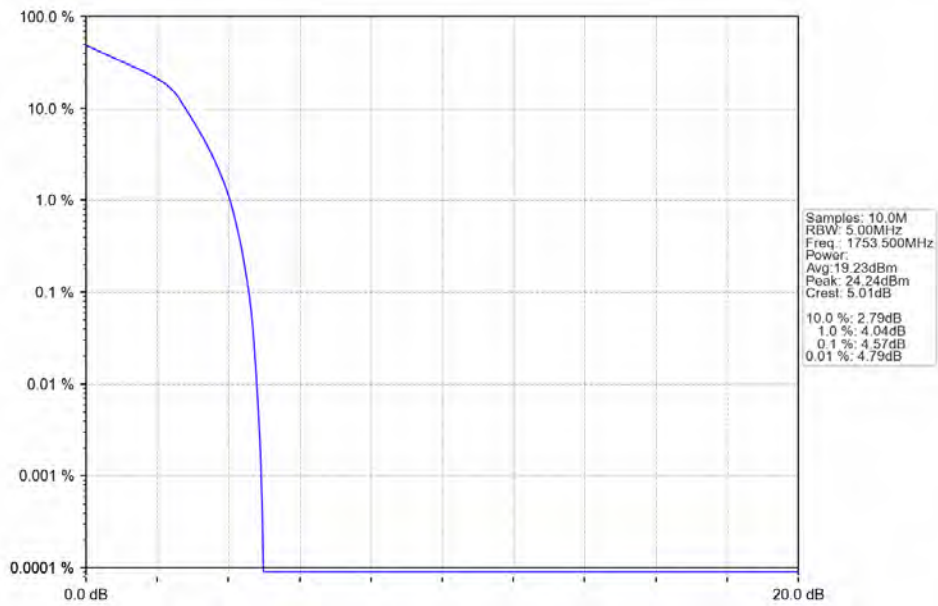
Band4_3MHz_16QAM_LCH_1711.5MHz_RB_15_0_NTNV



Band4_3MHz_16QAM_MCH_1732.5MHz_RB_15_0_NTNV



Band4_3MHz_16QAM_HCH_1753.5MHz_RB_15_0_NTNV

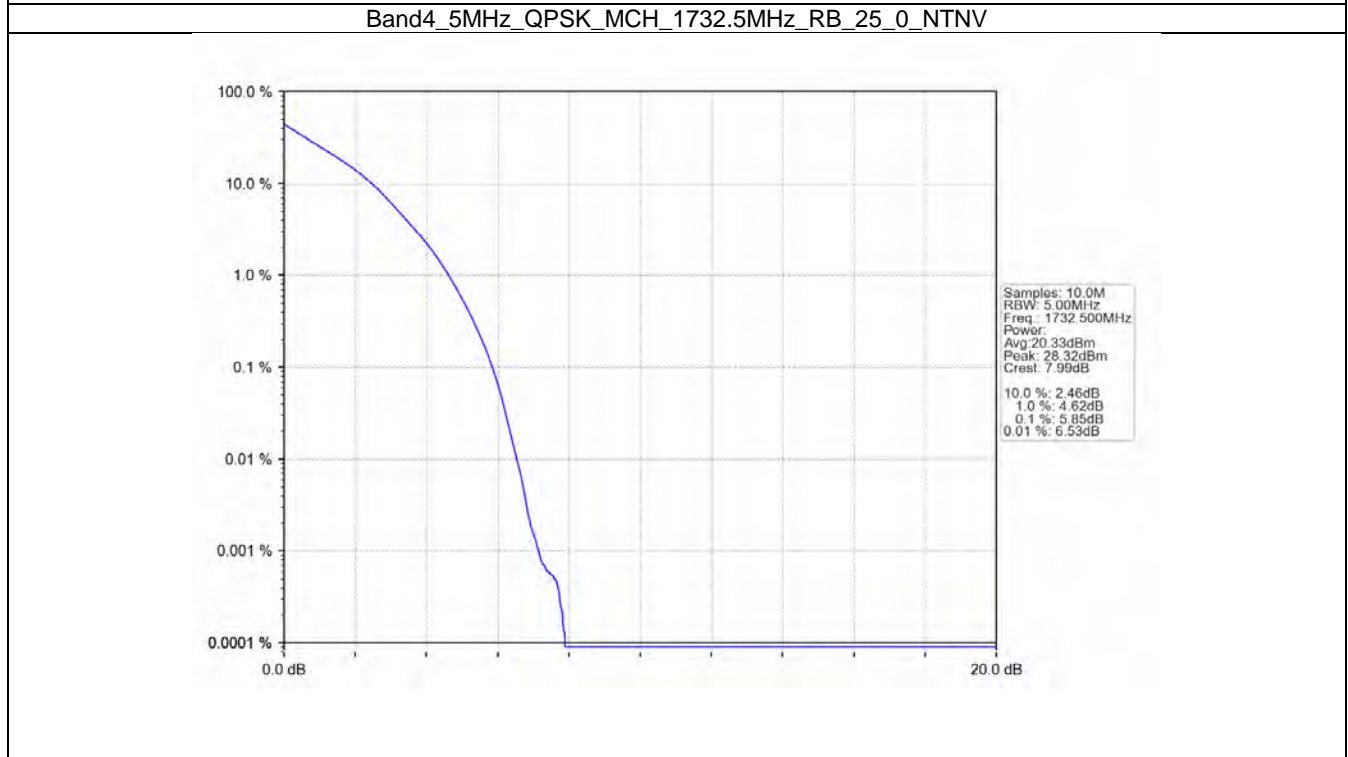
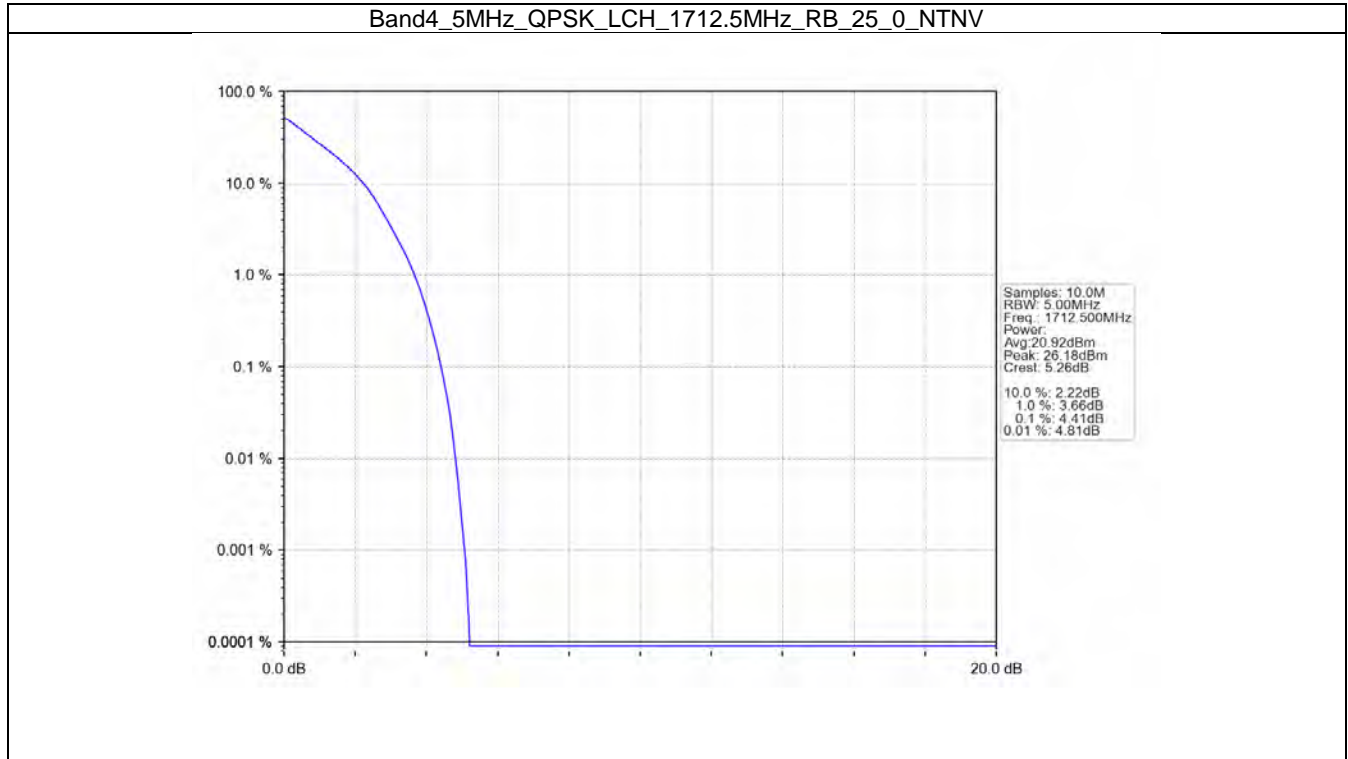


5.3 B4_5MHz

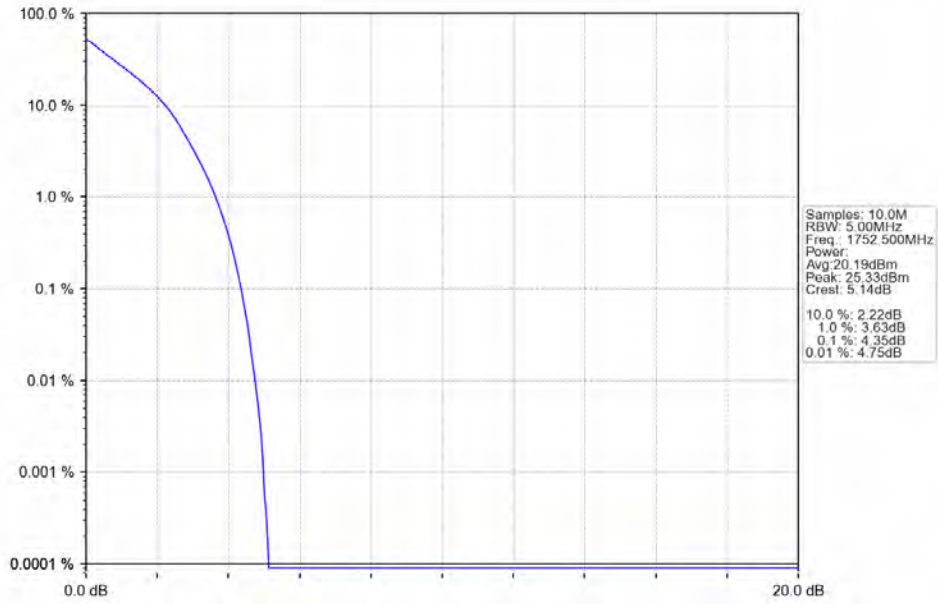
5.3.1 Test Result

Band: 4 / Bandwidth: 5MHz / NTN						
Modulation	Frequency (MHz)	RB Allocation		Peak-Average Ratio (dB)		Verdict
		Size	Offset	Result	Limit	
QPSK	1712.5	25	0	4.41	<=13	Pass
	1732.5	25	0	5.85	<=13	Pass
	1752.5	25	0	4.35	<=13	Pass
16QAM	1712.5	25	0	5.19	<=13	Pass
	1732.5	25	0	6.58	<=13	Pass
	1752.5	25	0	5.18	<=13	Pass

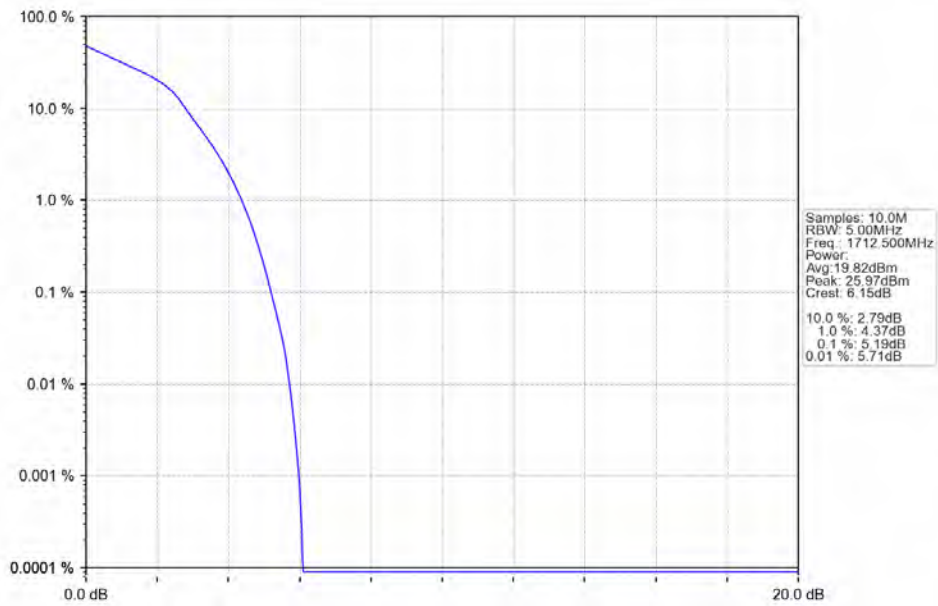
5.3.2 Test Graph



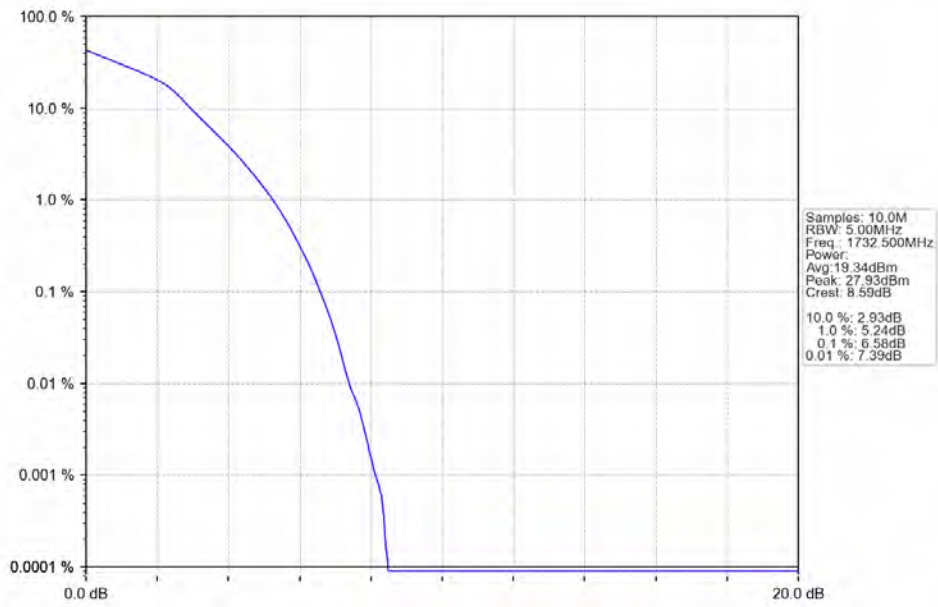
Band4_5MHz_QPSK_HCH_1752.5MHz_RB_25_0_NTNV



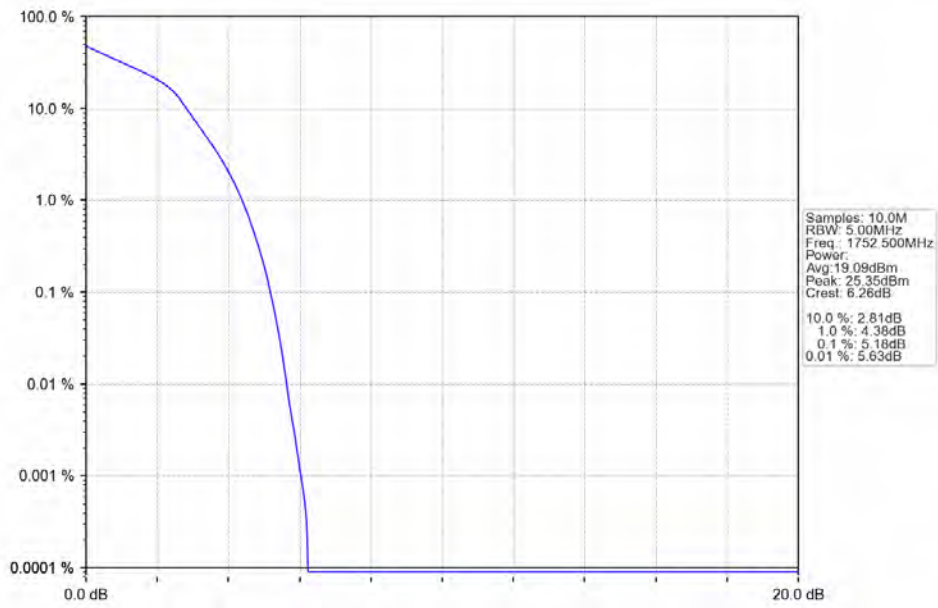
Band4_5MHz_16QAM_LCH_1712.5MHz_RB_25_0_NTNV



Band4_5MHz_16QAM_MCH_1732.5MHz_RB_25_0_NTNV



Band4_5MHz_16QAM_HCH_1752.5MHz_RB_25_0_NTNV

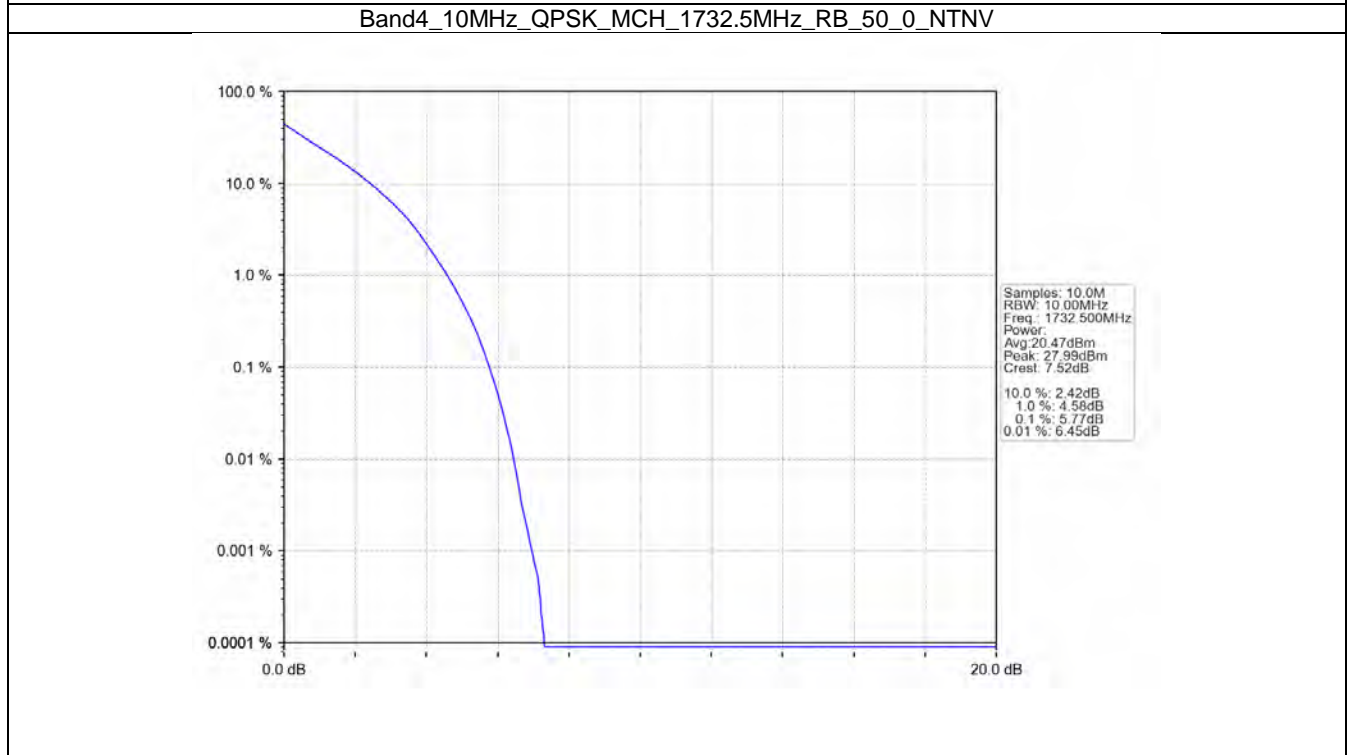
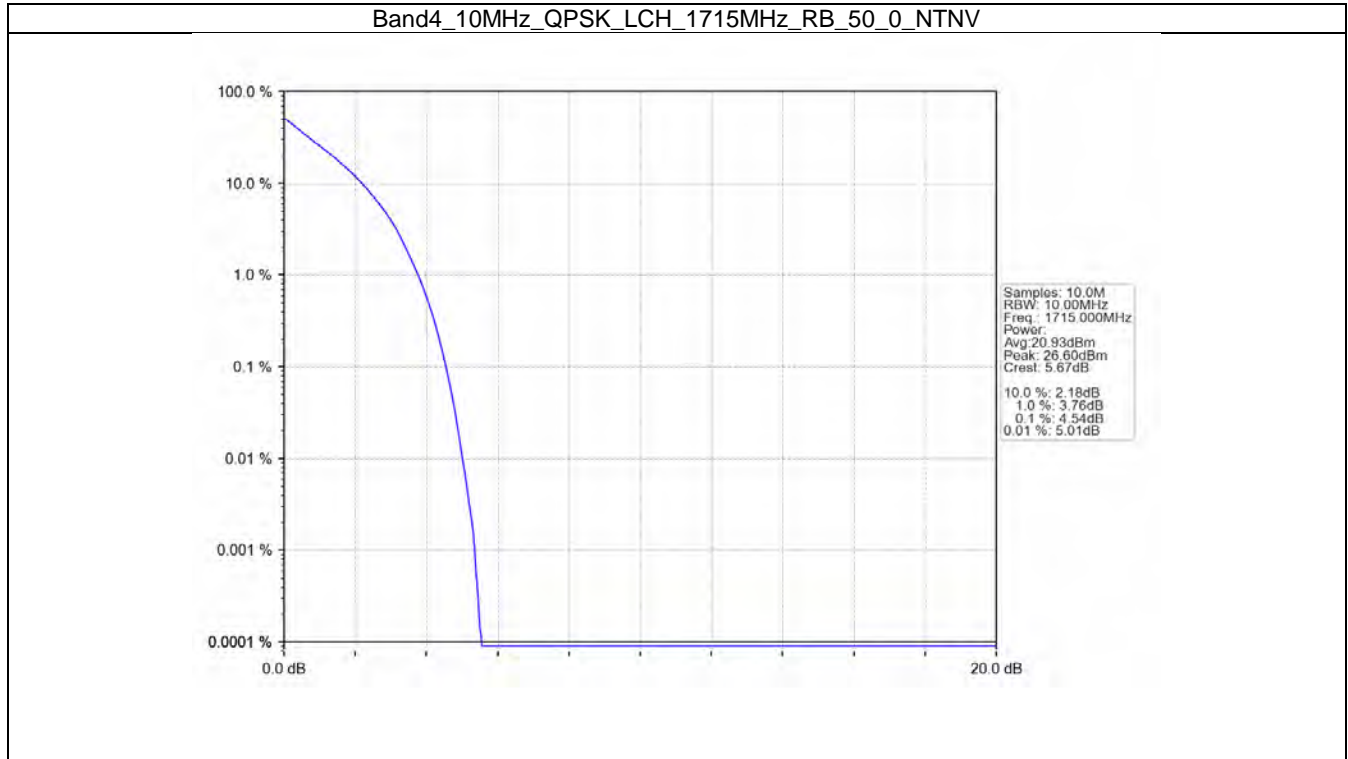


5.4 B4_10MHz

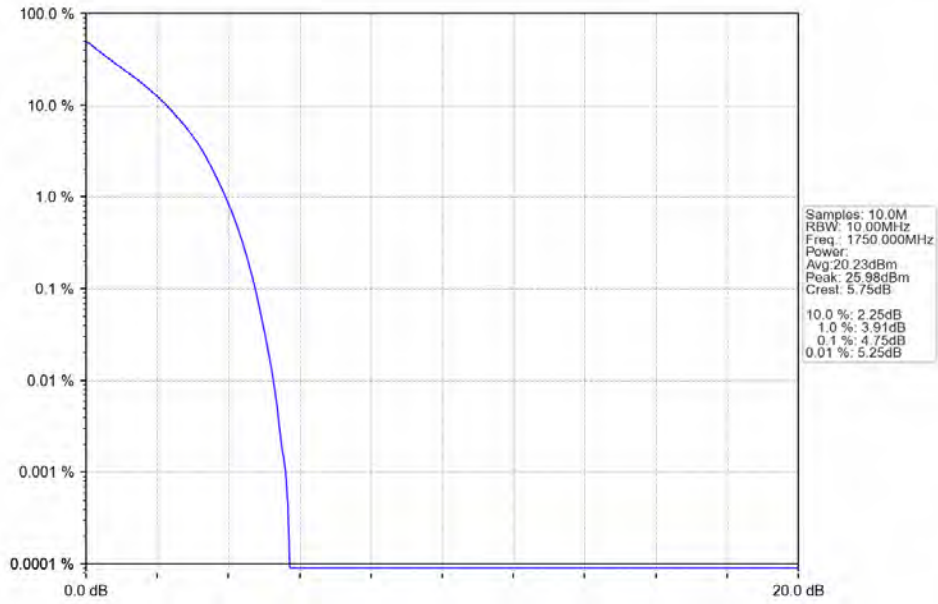
5.4.1 Test Result

Band: 4 / Bandwidth: 10MHz / NTV						
Modulation	Frequency (MHz)	RB Allocation		Peak-Average Ratio (dB)		Verdict
		Size	Offset	Result	Limit	
QPSK	1715	50	0	4.54	<=13	Pass
	1732.5	50	0	5.77	<=13	Pass
	1750	50	0	4.75	<=13	Pass
16QAM	1715	50	0	5.35	<=13	Pass
	1732.5	50	0	6.57	<=13	Pass
	1750	50	0	5.55	<=13	Pass

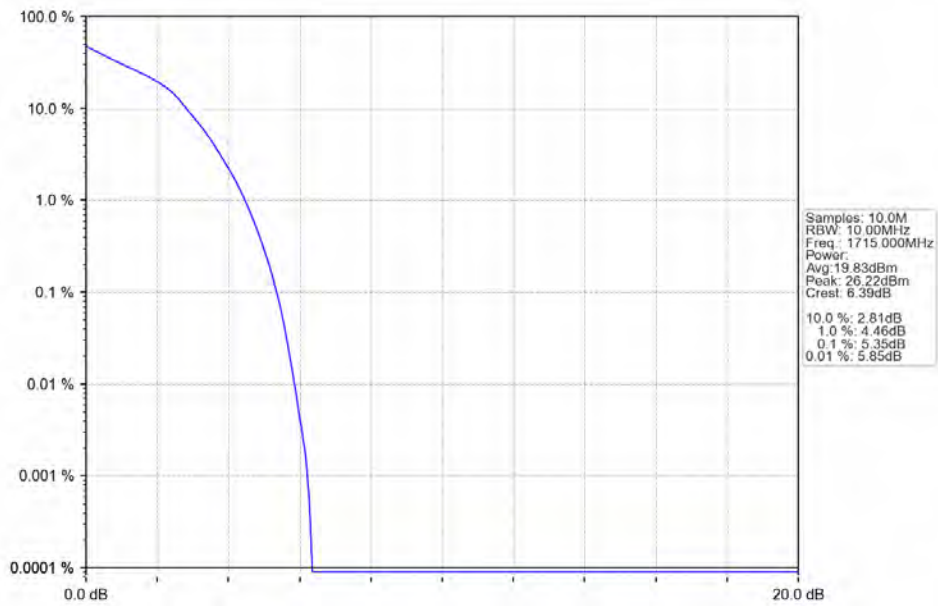
5.4.2 Test Graph



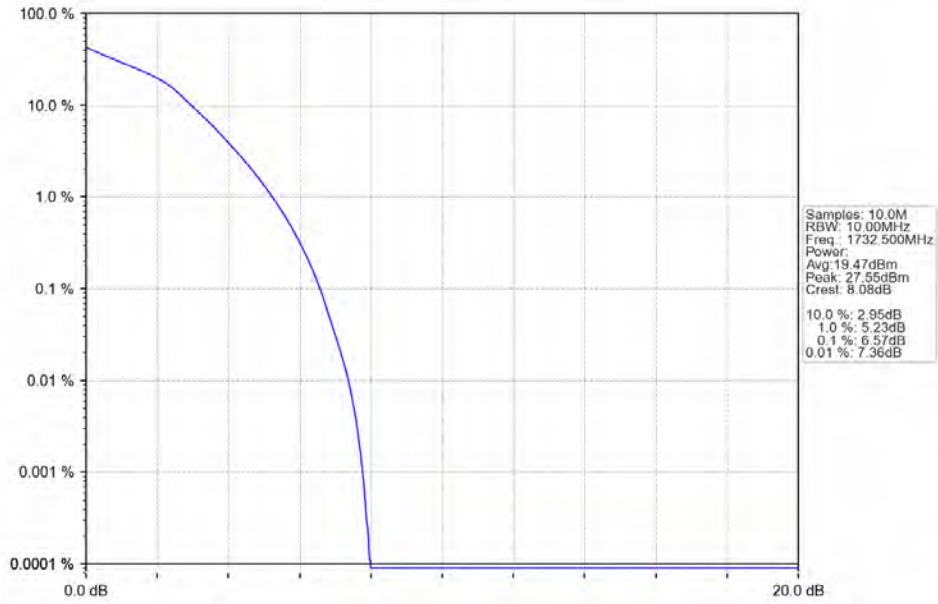
Band4_10MHz_QPSK_HCH_1750MHz_RB_50_0_NTNV



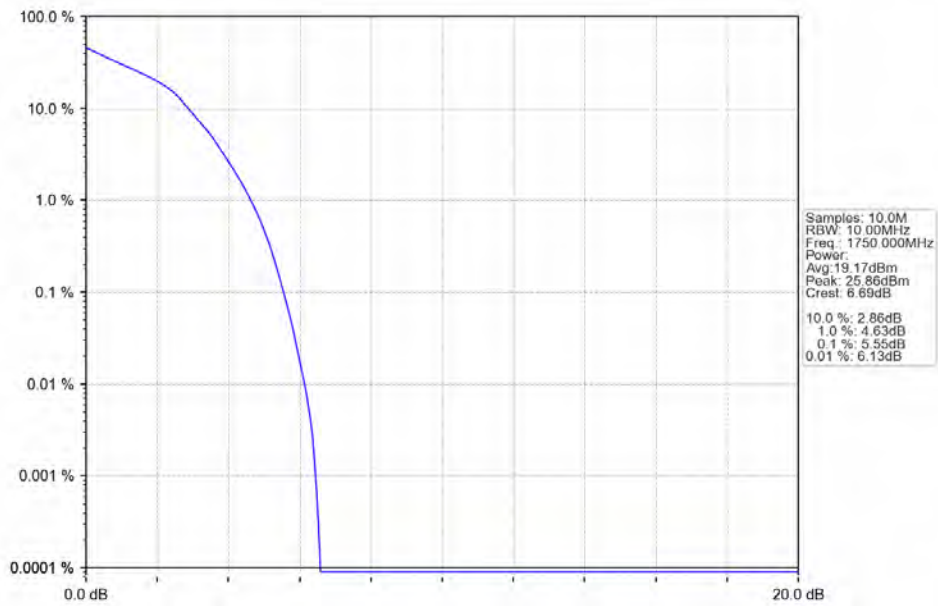
Band4_10MHz_16QAM_LCH_1715MHz_RB_50_0_NTNV



Band4_10MHz_16QAM_MCH_1732.5MHz_RB_50_0_NTNV



Band4_10MHz_16QAM_HCH_1750MHz_RB_50_0_NTNV

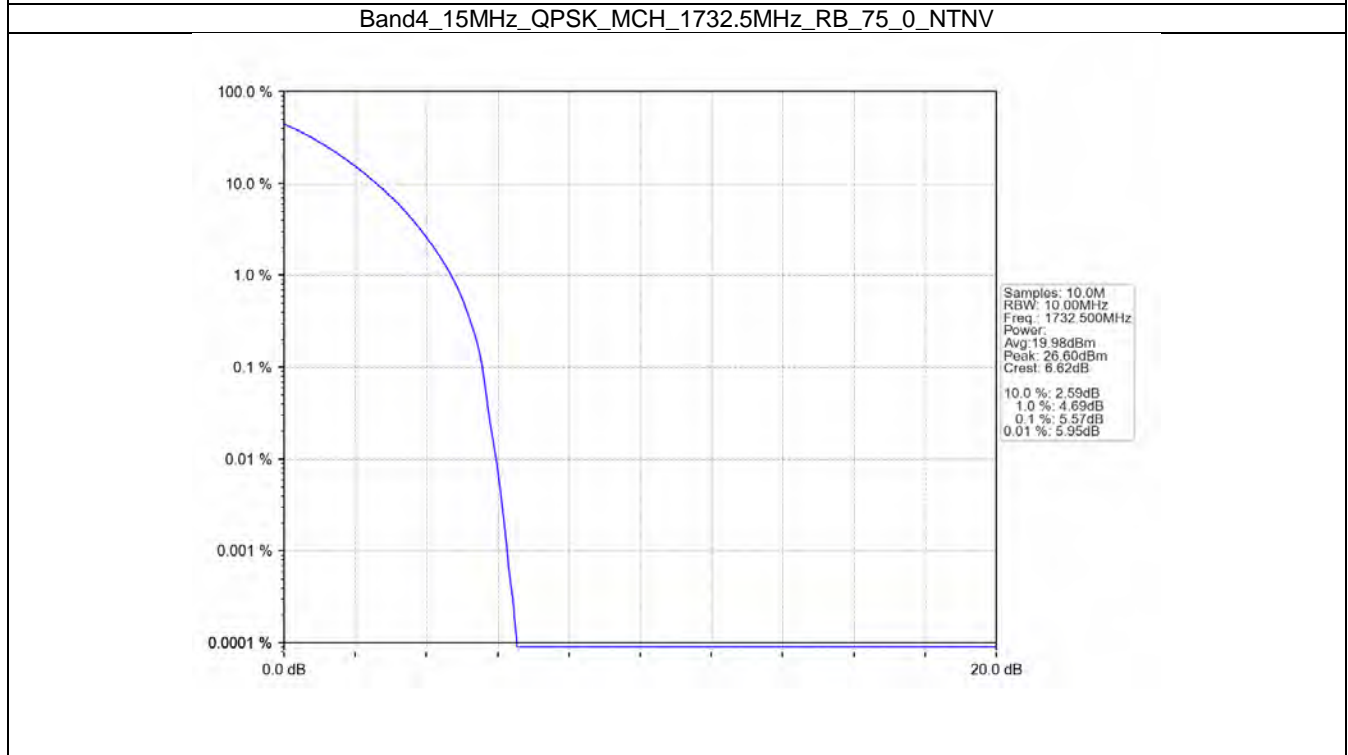
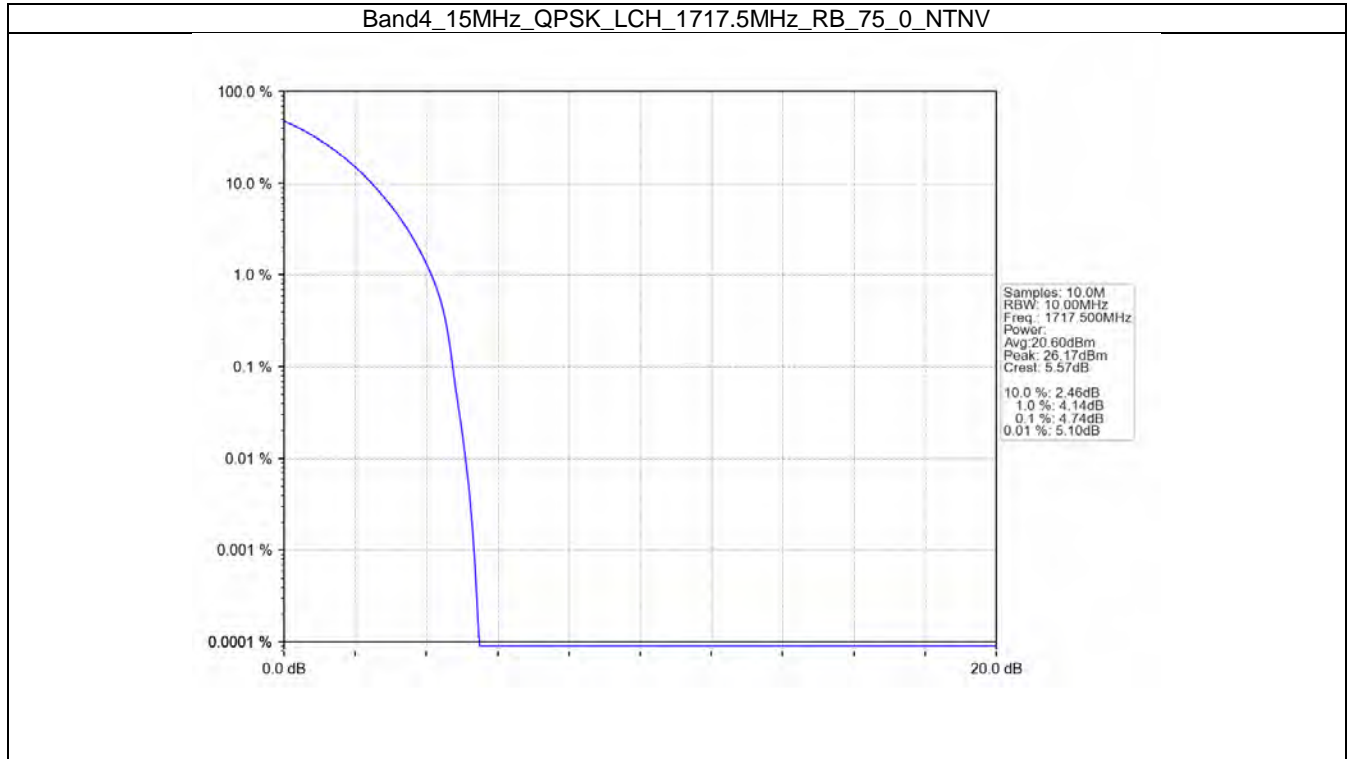


5.5 B4_15MHz

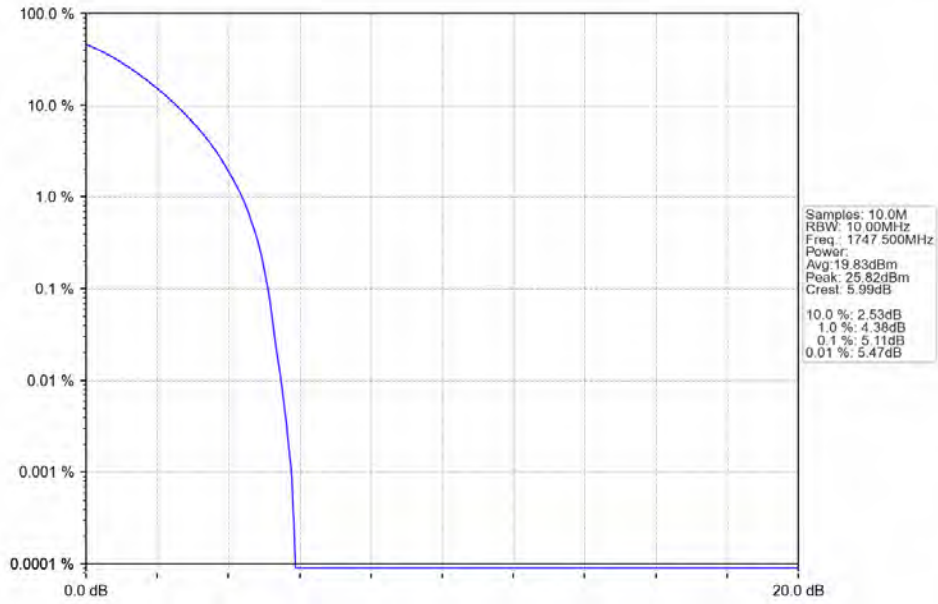
5.5.1 Test Result

Band: 4 / Bandwidth: 15MHz / NTV						
Modulation	Frequency (MHz)	RB Allocation		Peak-Average Ratio (dB)		Verdict
		Size	Offset	Result	Limit	
QPSK	1717.5	75	0	4.74	<=13	Pass
	1732.5	75	0	5.57	<=13	Pass
	1747.5	75	0	5.11	<=13	Pass
16QAM	1717.5	75	0	5.61	<=13	Pass
	1732.5	75	0	6.35	<=13	Pass
	1747.5	75	0	5.91	<=13	Pass

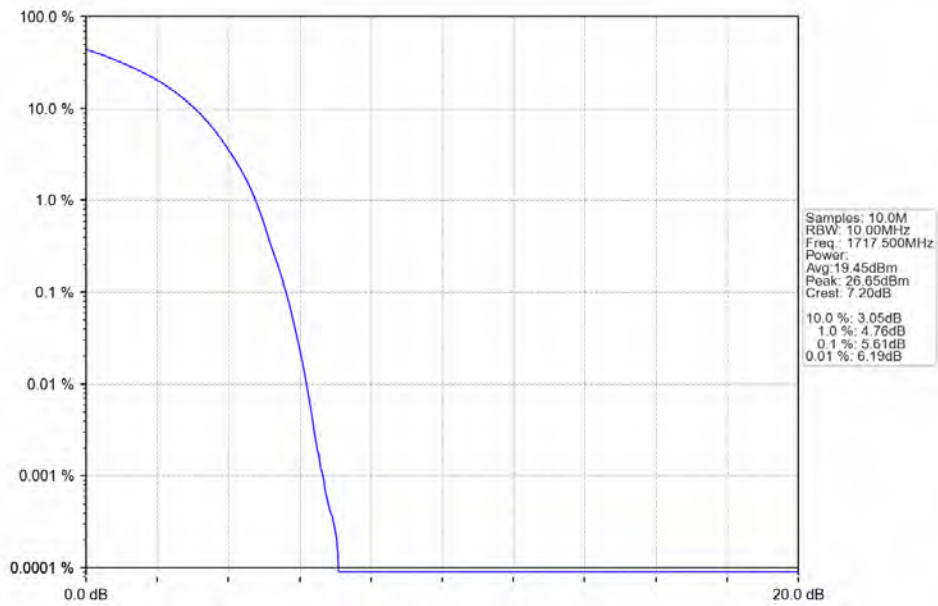
5.5.2 Test Graph



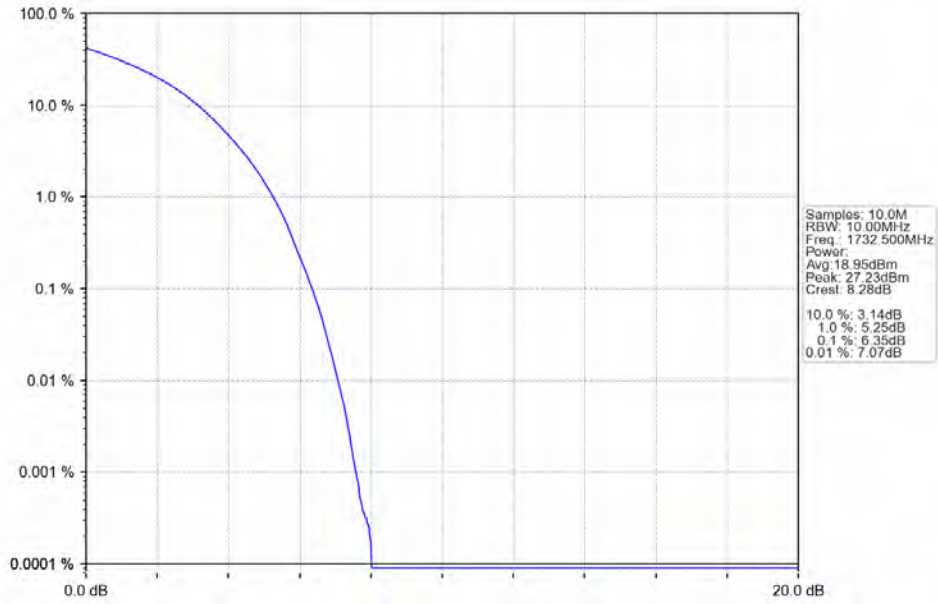
Band4_15MHz_QPSK_HCH_1747.5MHz_RB_75_0_NTNV



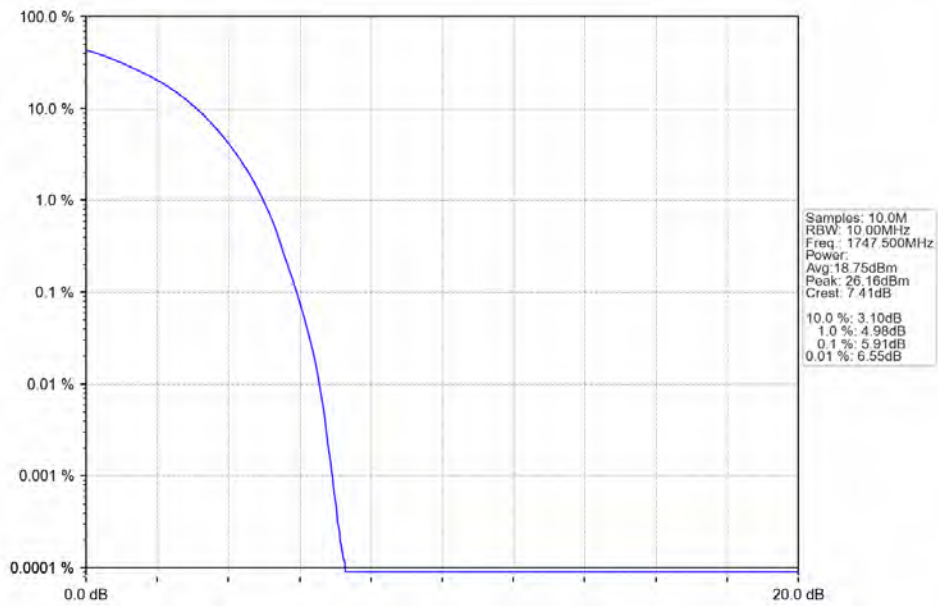
Band4_15MHz_16QAM_LCH_1717.5MHz_RB_75_0_NTNV



Band4_15MHz_16QAM_MCH_1732.5MHz_RB_75_0_NTNV



Band4_15MHz_16QAM_HCH_1747.5MHz_RB_75_0_NTNV

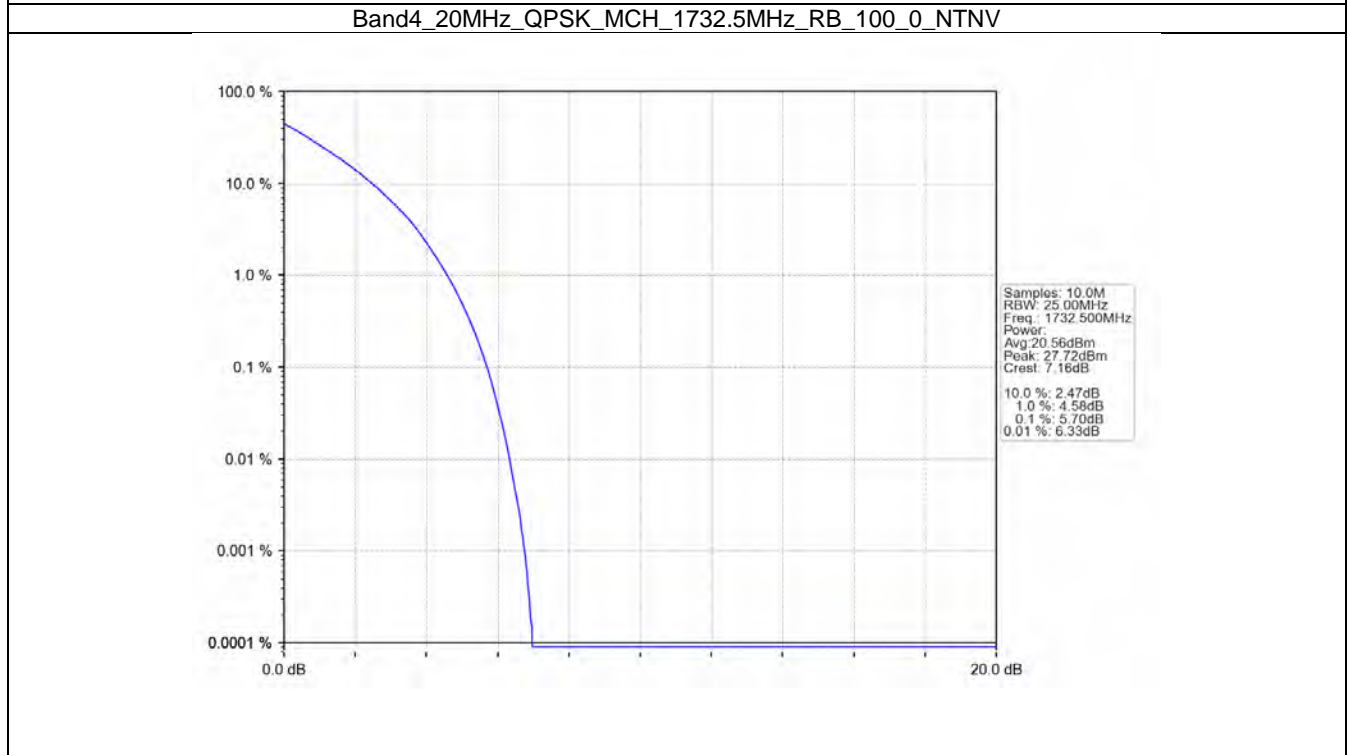
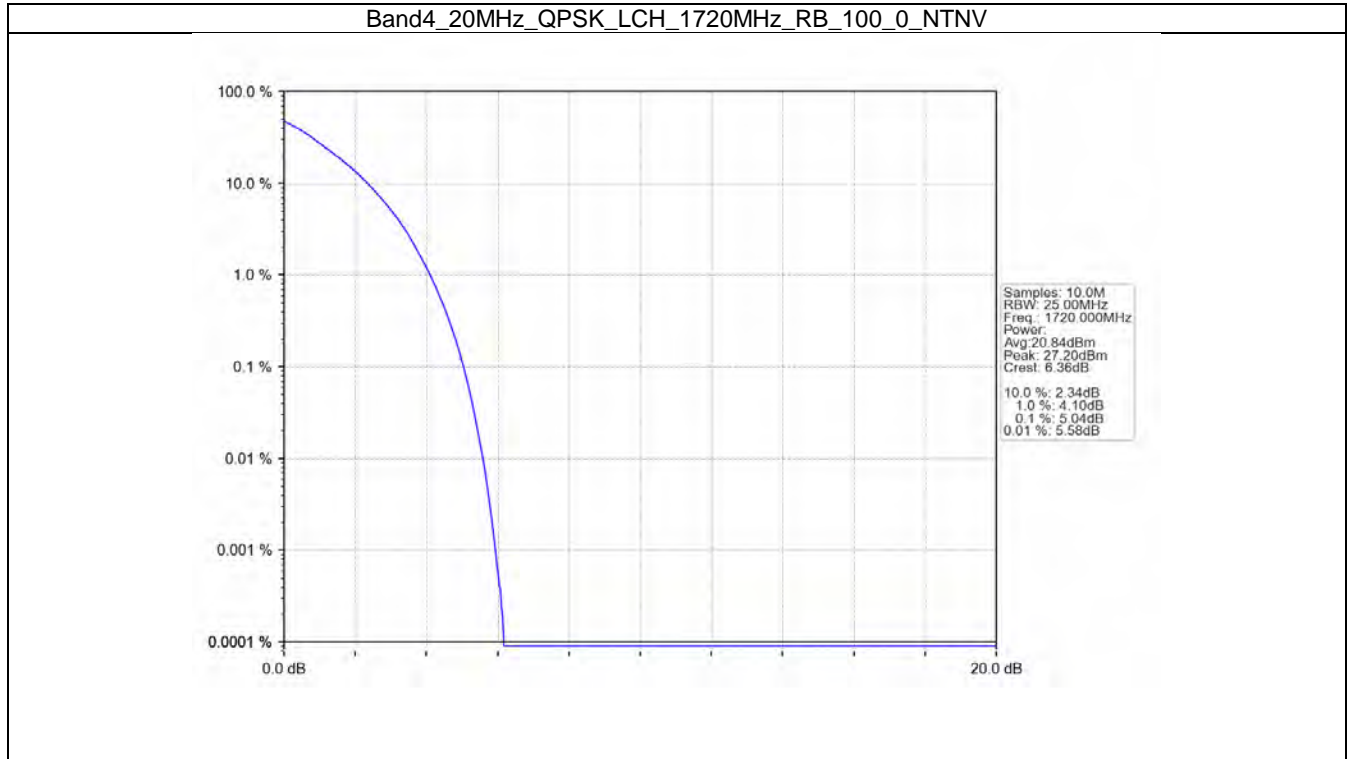


5.6 B4_20MHz

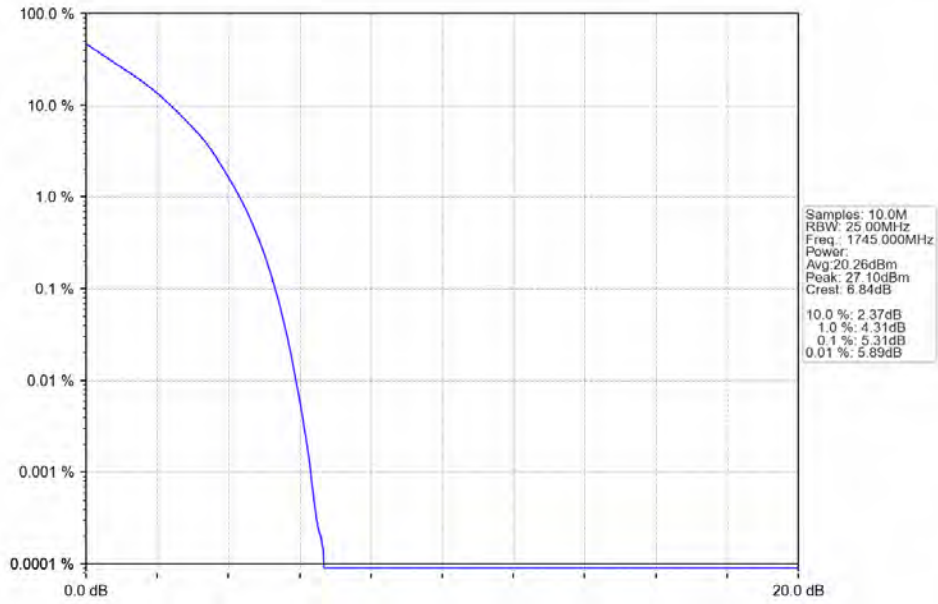
5.6.1 Test Result

Band: 4 / Bandwidth: 20MHz / NTV						
Modulation	Frequency (MHz)	RB Allocation		Peak-Average Ratio (dB)		Verdict
		Size	Offset	Result	Limit	
QPSK	1720	100	0	5.04	<=13	Pass
	1732.5	100	0	5.70	<=13	Pass
	1745	100	0	5.31	<=13	Pass
16QAM	1720	100	0	5.76	<=13	Pass
	1732.5	100	0	6.46	<=13	Pass
	1745	100	0	6.13	<=13	Pass

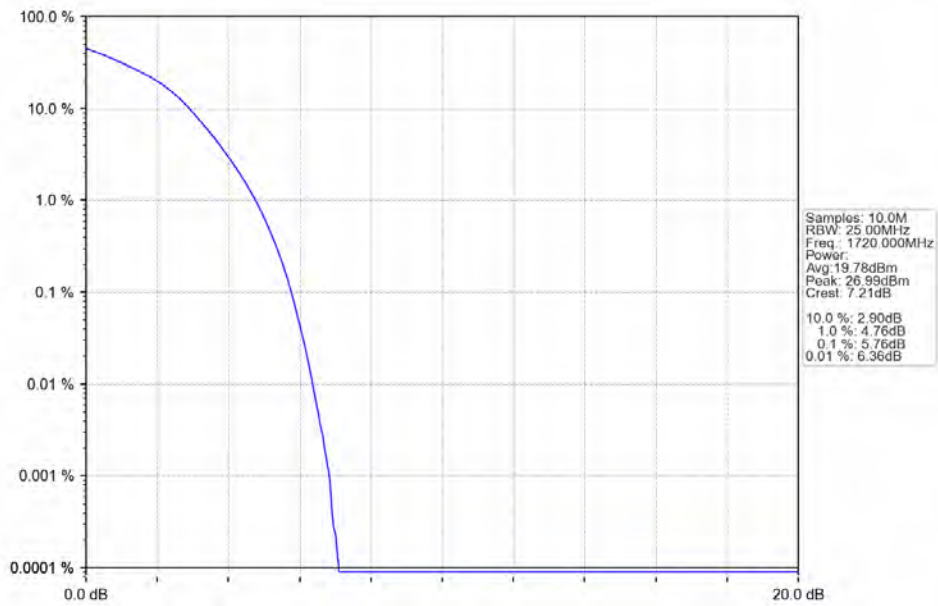
5.6.2 Test Graph



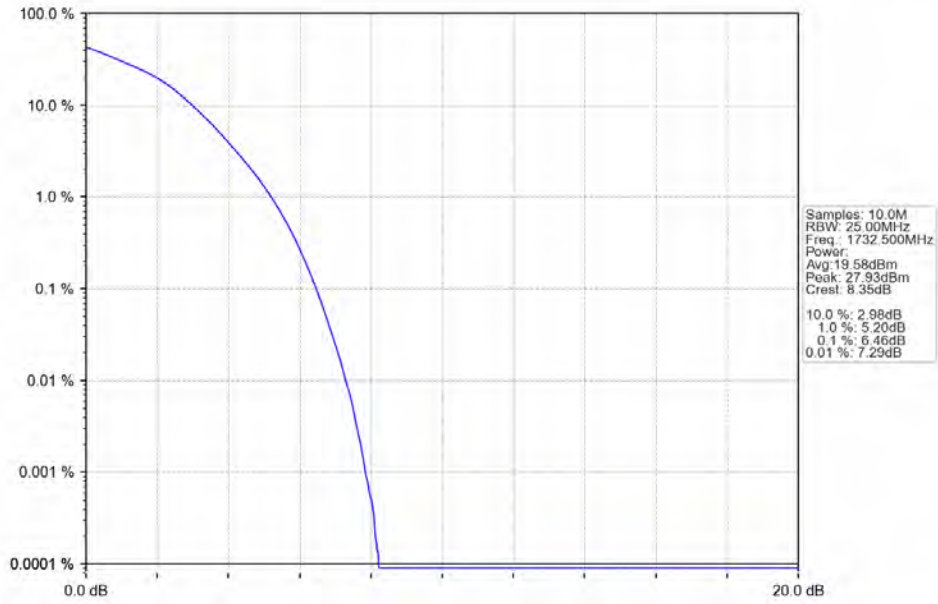
Band4_20MHz_QPSK_HCH_1745MHz_RB_100_0_NTNV



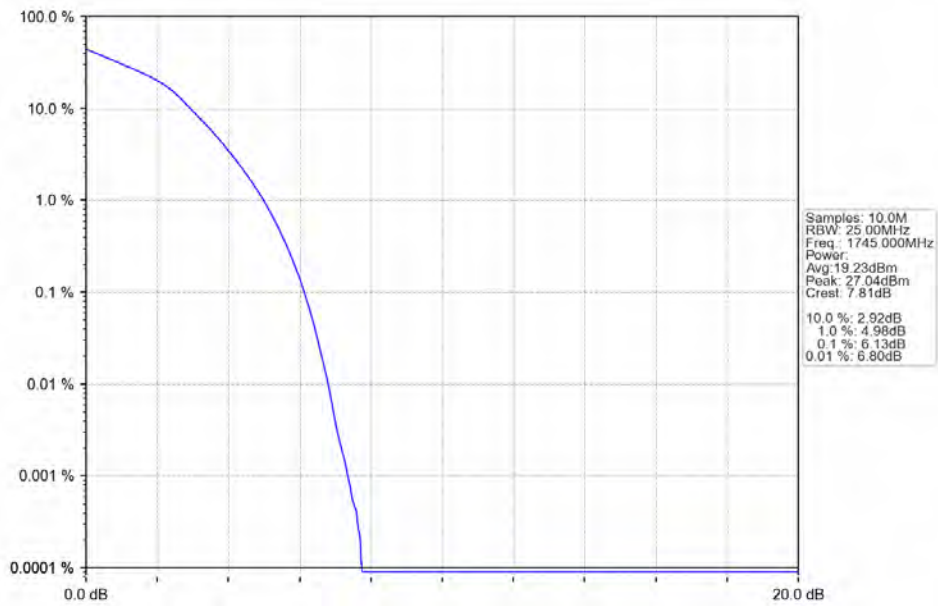
Band4_20MHz_16QAM_LCH_1720MHz_RB_100_0_NTNV



Band4_20MHz_16QAM_MCH_1732.5MHz_RB_100_0_NTNV



Band4_20MHz_16QAM_HCH_1745MHz_RB_100_0_NTNV



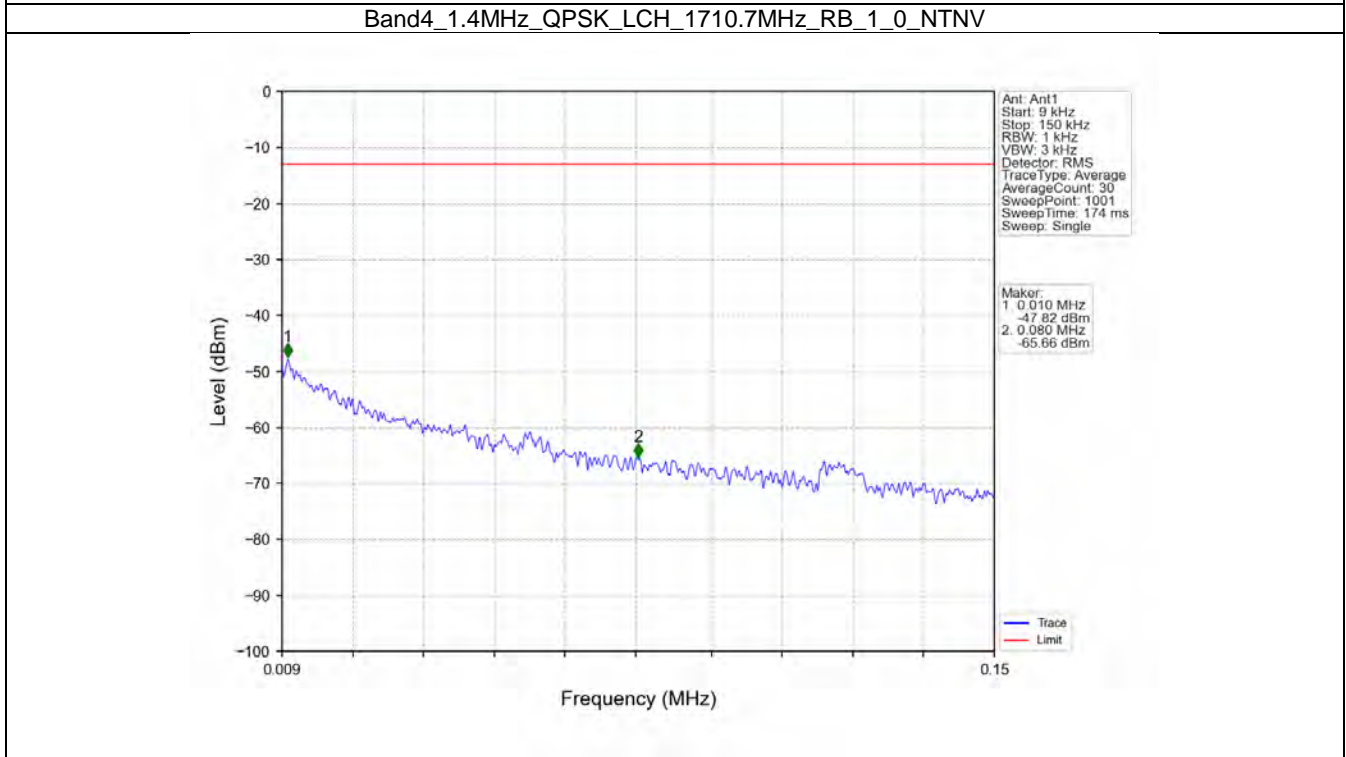
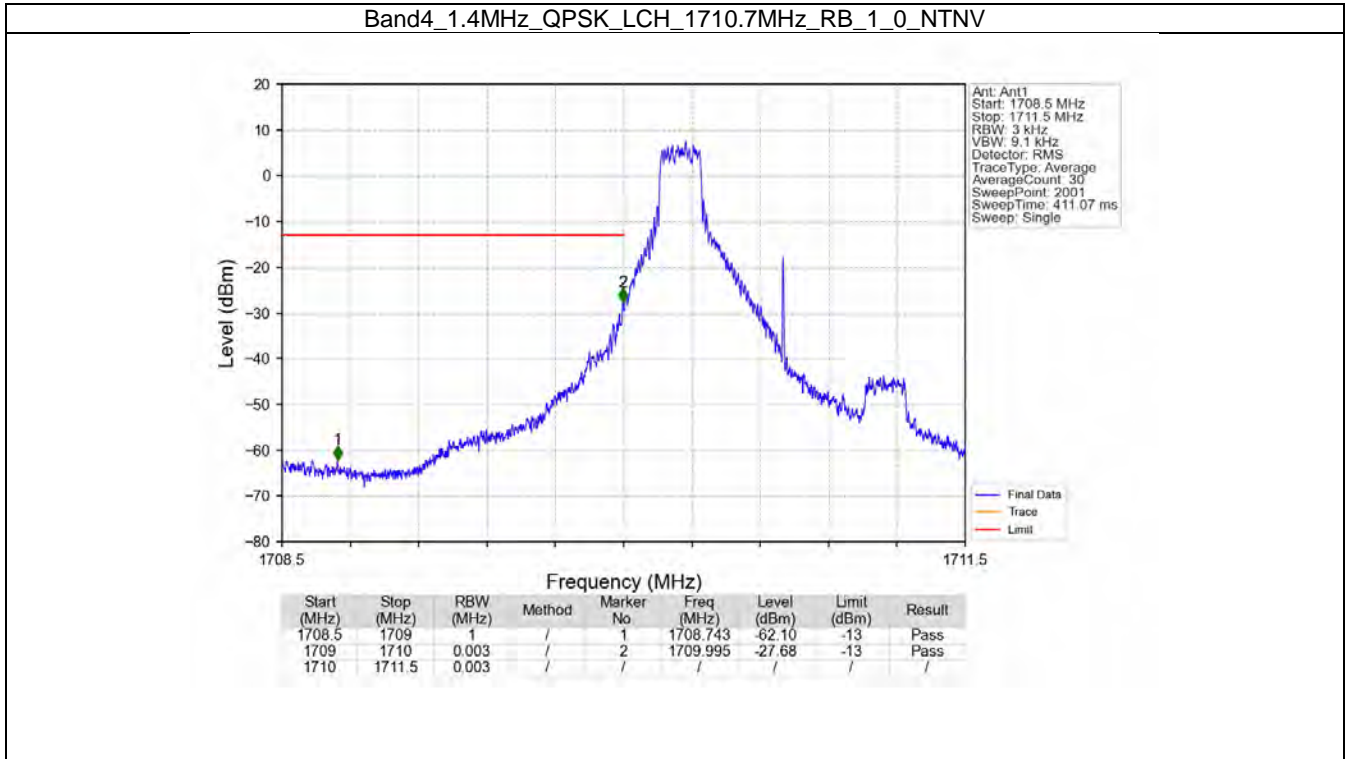
6. Spurious Emission

6.1 B4_1.4MHz

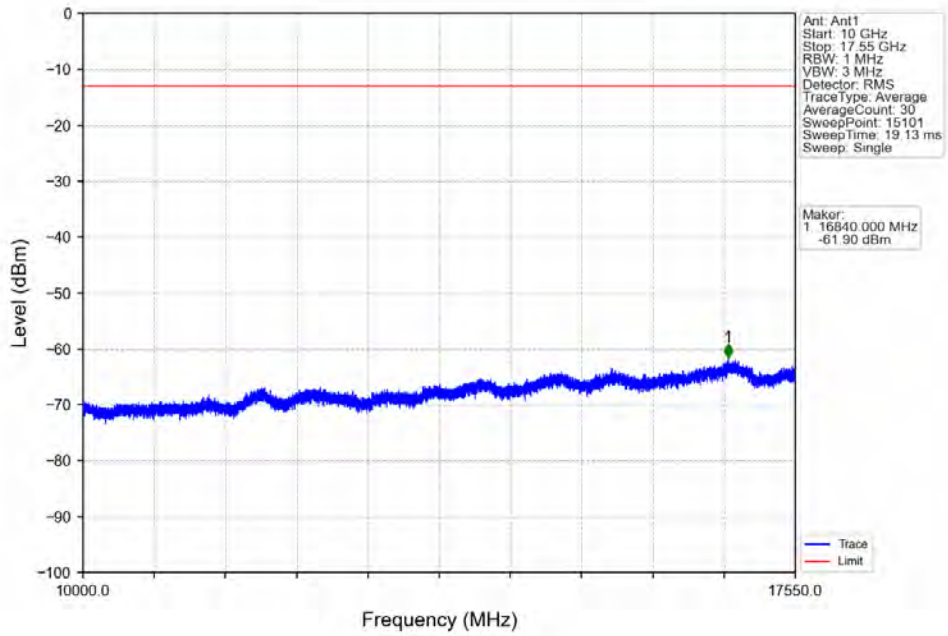
6.1.1 Test Result

Band: 4 / Bandwidth: 1.4MHz / NTV							
Modulation	Frequency (MHz)	RB Allocation		Spurious Emission		Verdict	
		Size	Offset	Result	Limit		
QPSK	1710.7	1	0	Refer To Test Graph		Pass	
		6	0	Refer To Test Graph		Pass	
	1754.3	1732.5	1	0	Refer To Test Graph		Pass
			1	5	Refer To Test Graph		Pass
		6	0	Refer To Test Graph		Pass	
			0	Refer To Test Graph		Pass	
16QAM	1710.7	1	0	Refer To Test Graph		Pass	
		6	0	Refer To Test Graph		Pass	
	1754.3	1732.5	1	0	Refer To Test Graph		Pass
			1	5	Refer To Test Graph		Pass
		6	0	Refer To Test Graph		Pass	
			0	Refer To Test Graph		Pass	

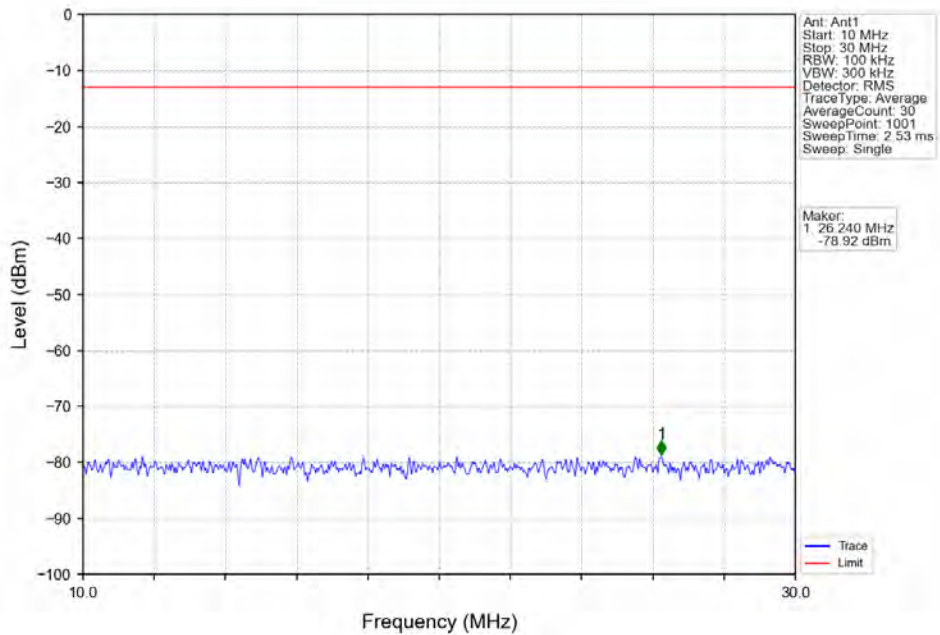
6.1.2 Test Graph



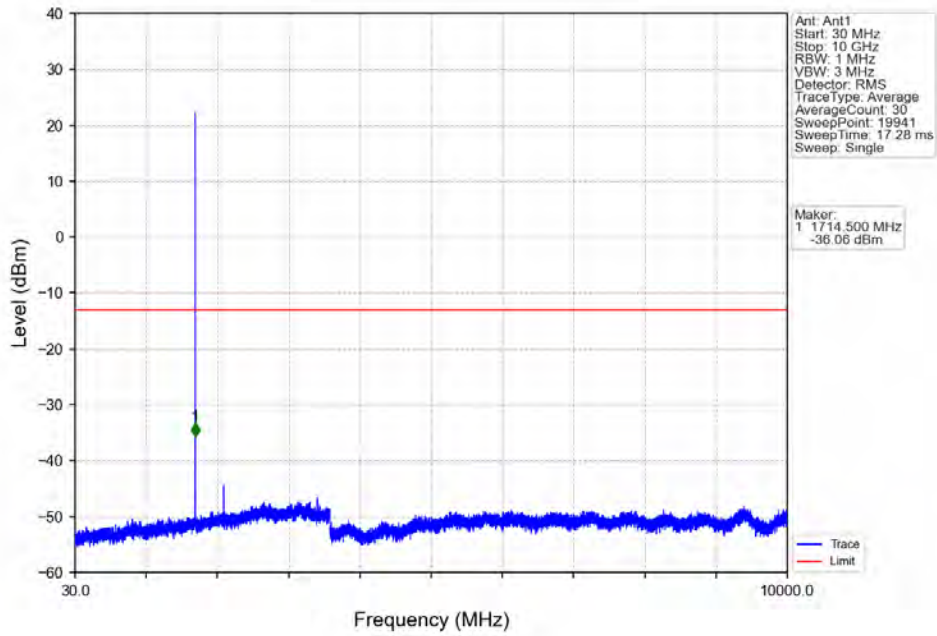
Band4_1.4MHz_QPSK_LCH_1710.7MHz_RB_1_0_NTNV



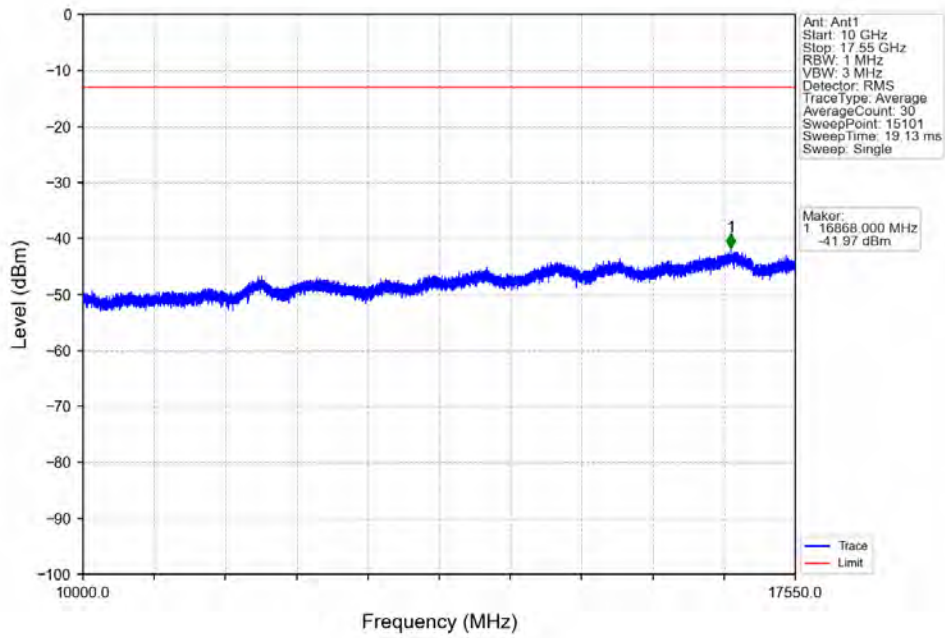
Band4_1.4MHz_QPSK_LCH_1710.7MHz_RB_1_0_NTNV



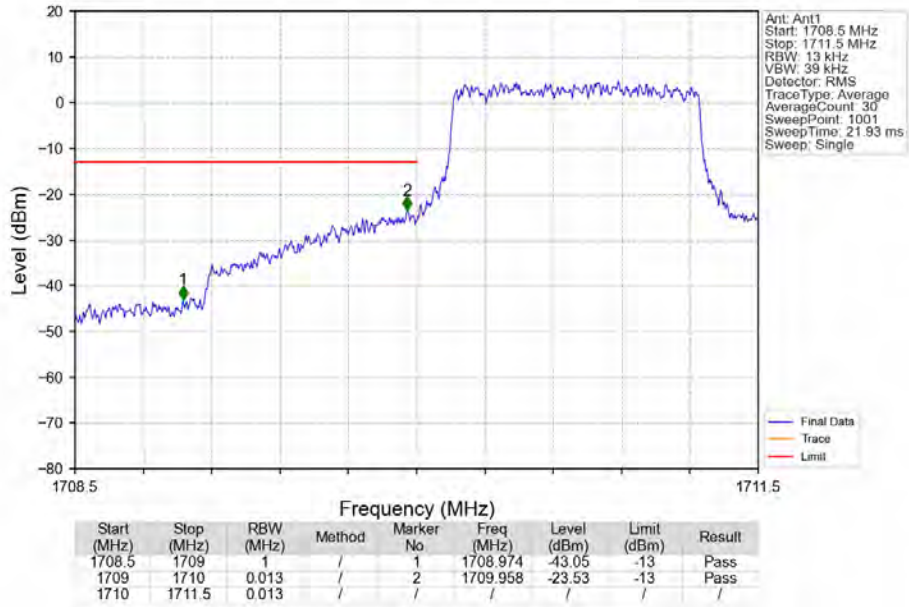
Band4_1.4MHz_QPSK_LCH_1710.7MHz_RB_1_0_NTNV



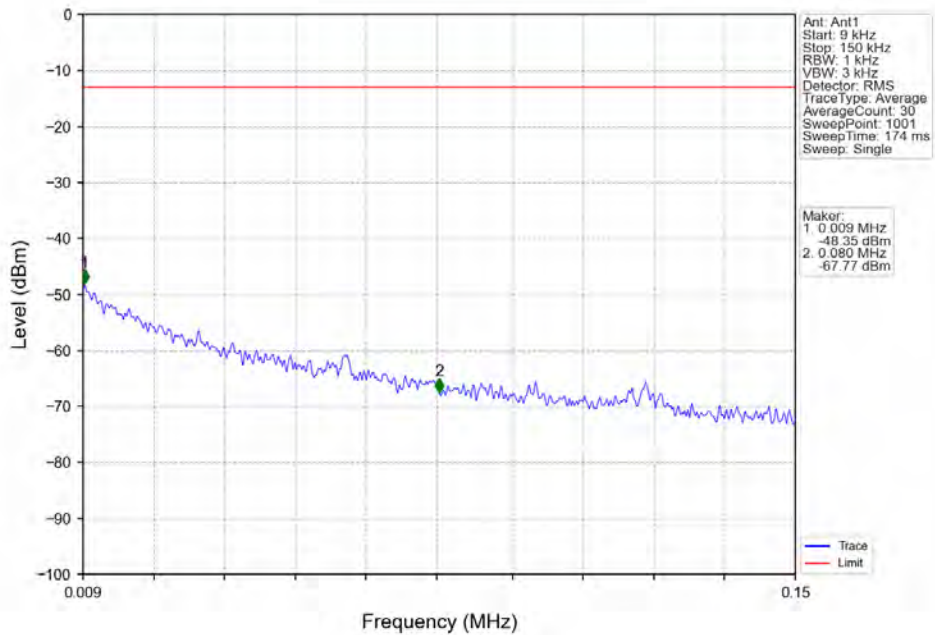
Band4_1.4MHz_QPSK_LCH_1710.7MHz_RB_1_0_NTNV



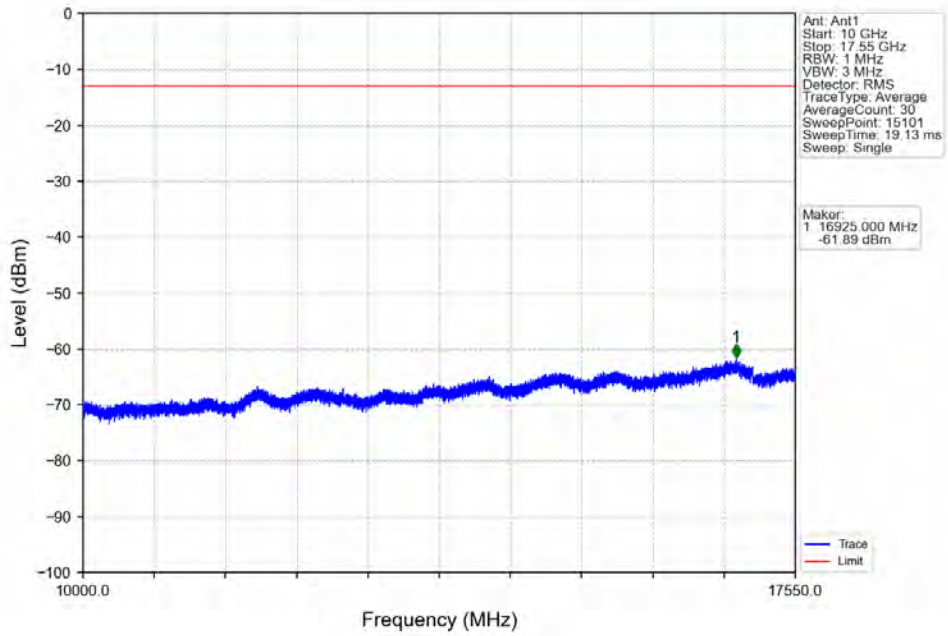
Band4_1.4MHz_QPSK_LCH_1710.7MHz_RB_6_0_NTNV



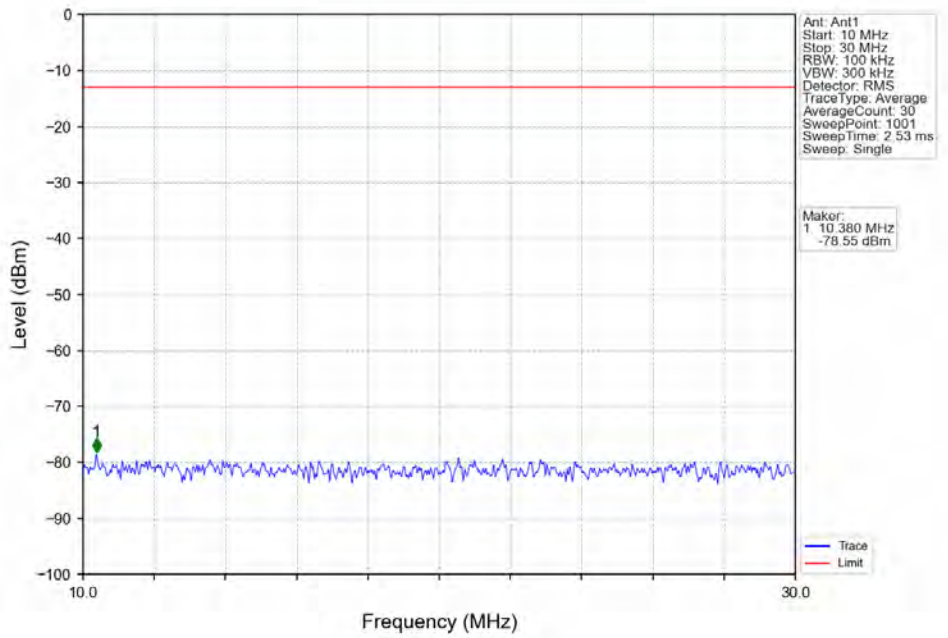
Band4_1.4MHz_QPSK_MCH_1732.5MHz_RB_1_0_NTNV



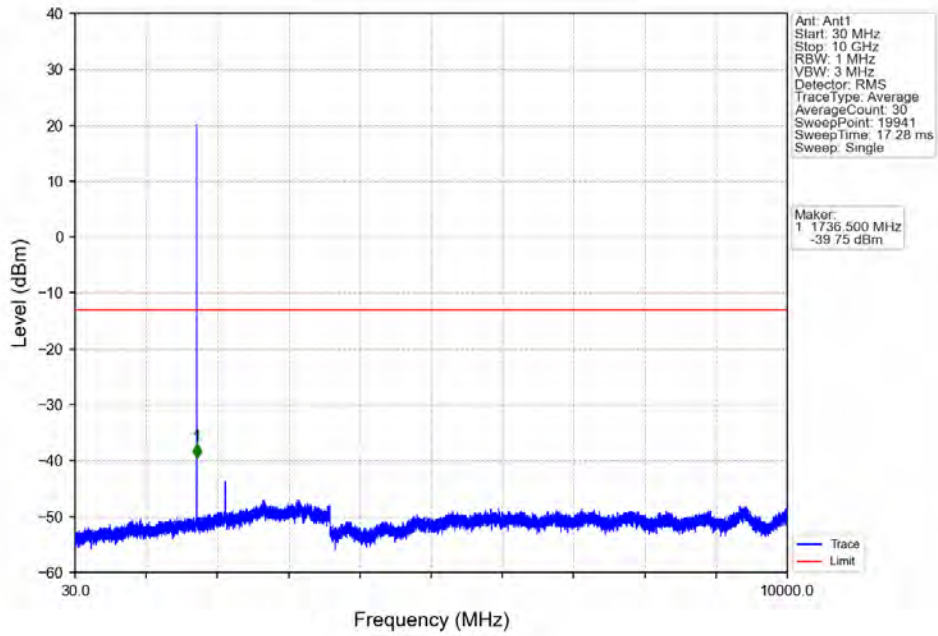
Band4_1.4MHz_QPSK_MCH_1732.5MHz_RB_1_0_NTNV



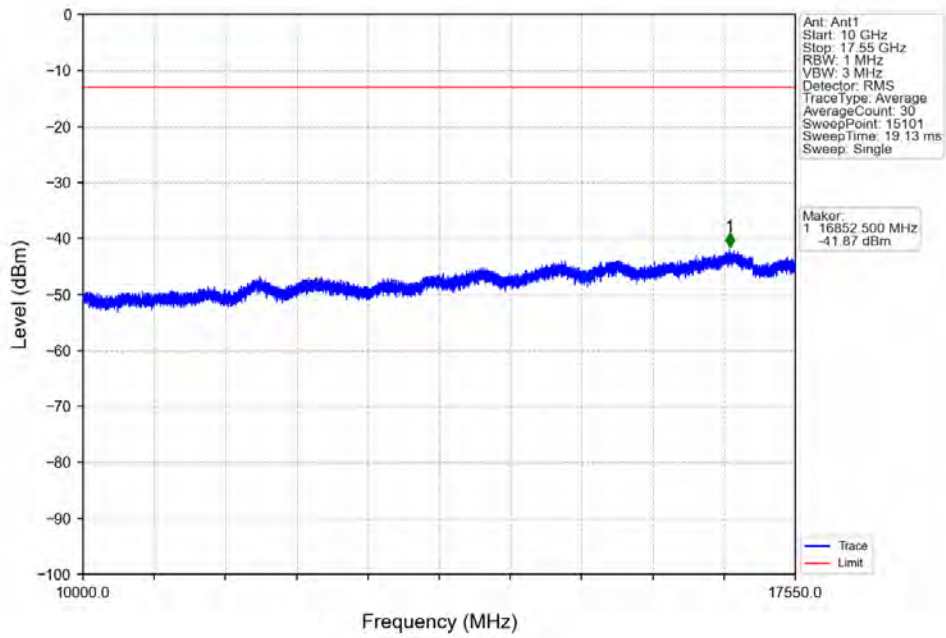
Band4_1.4MHz_QPSK_MCH_1732.5MHz_RB_1_0_NTNV



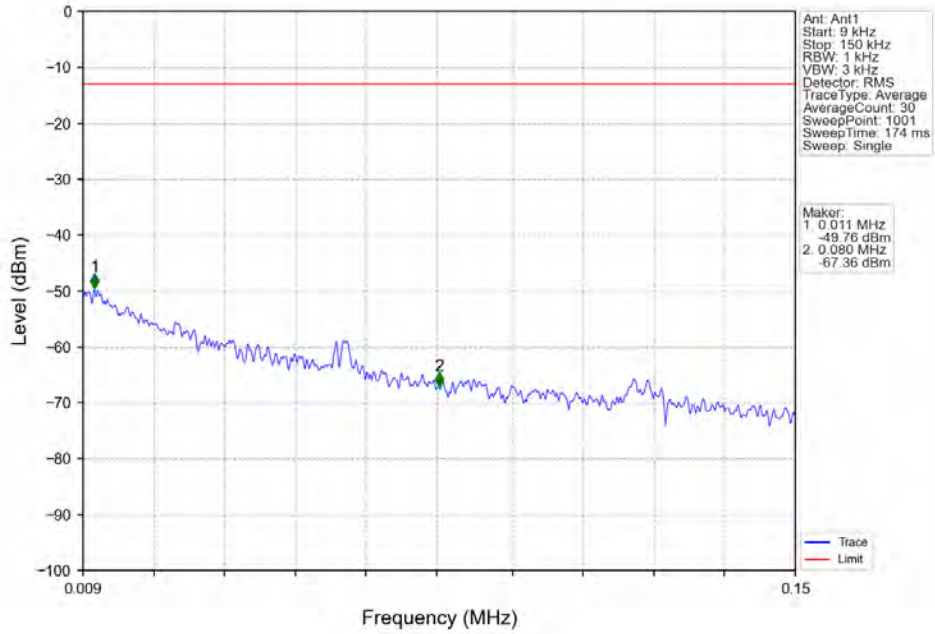
Band4_1.4MHz_QPSK_MCH_1732.5MHz_RB_1_0_NTNV



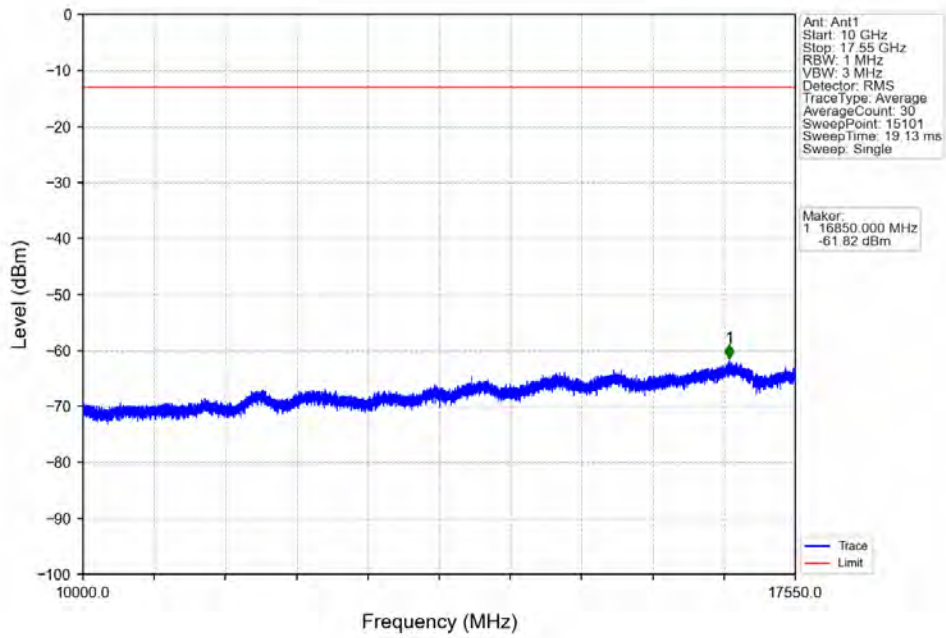
Band4_1.4MHz_QPSK_MCH_1732.5MHz_RB_1_0_NTNV



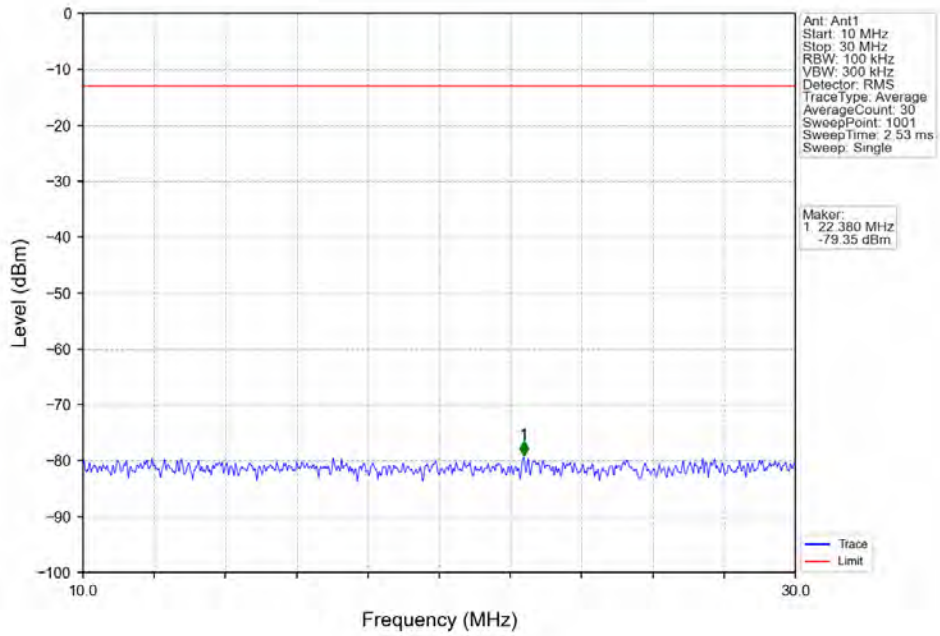
Band4_1.4MHz_QPSK_HCH_1754.3MHz_RB_1_0_NTNV



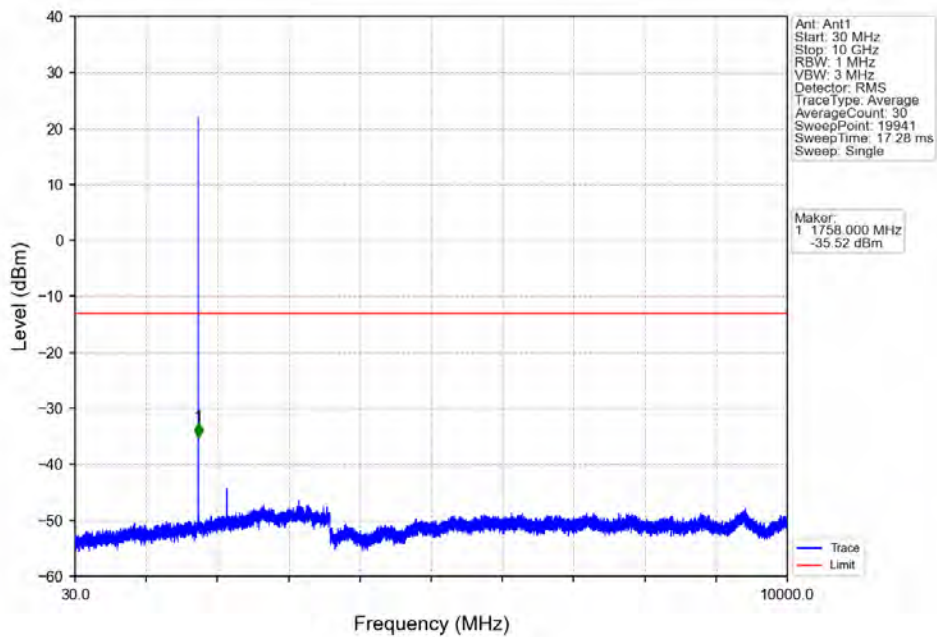
Band4_1.4MHz_QPSK_HCH_1754.3MHz_RB_1_0_NTNV



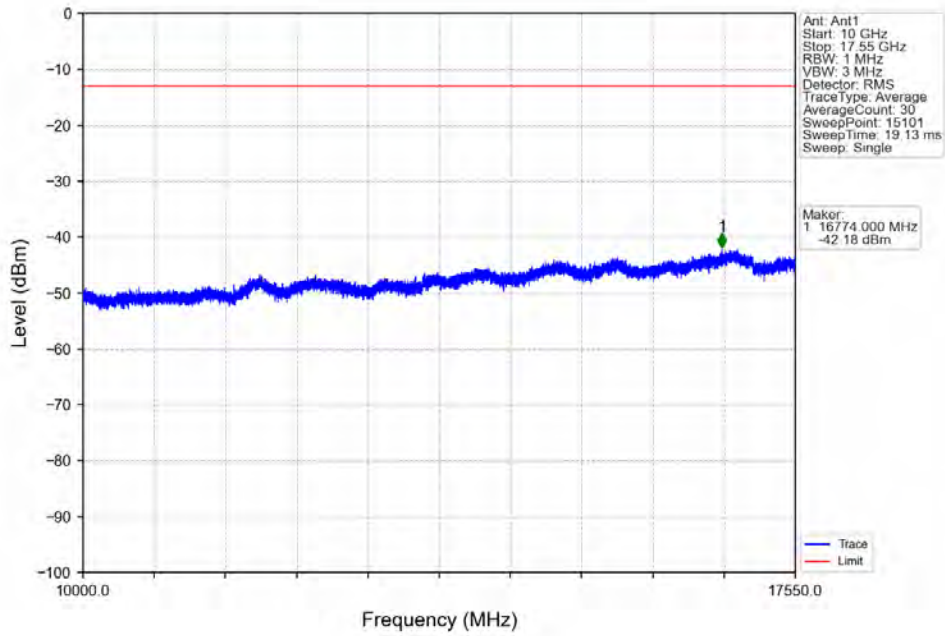
Band4_1.4MHz_QPSK_HCH_1754.3MHz_RB_1_0_NTNV



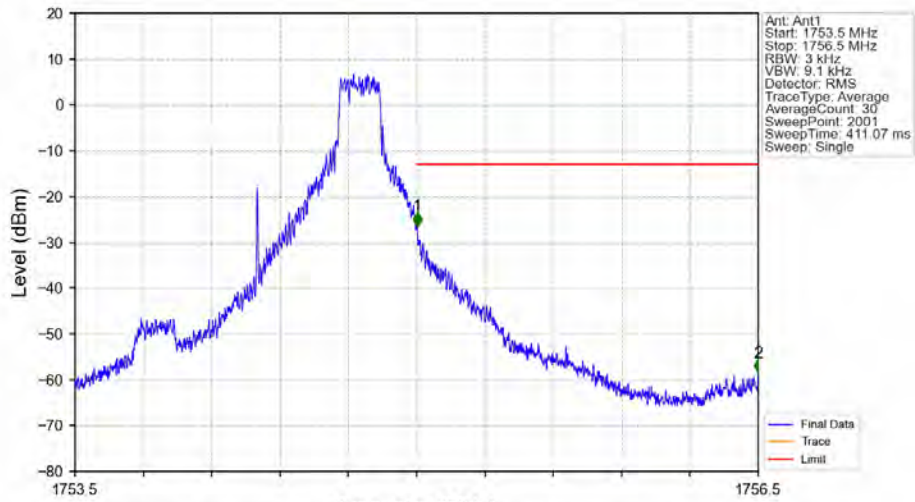
Band4_1.4MHz_QPSK_HCH_1754.3MHz_RB_1_0_NTNV



Band4_1.4MHz_QPSK_HCH_1754.3MHz_RB_1_0_NTNV

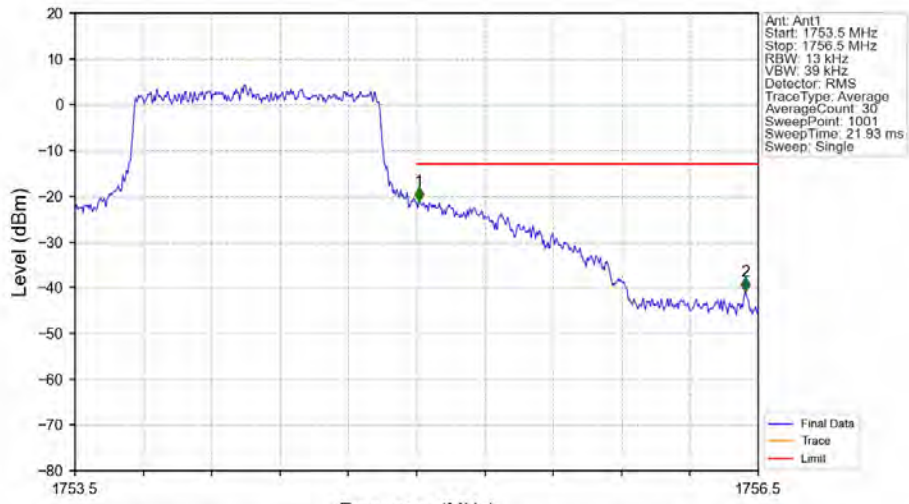


Band4_1.4MHz_QPSK_HCH_1754.3MHz_RB_1_5_NTNV



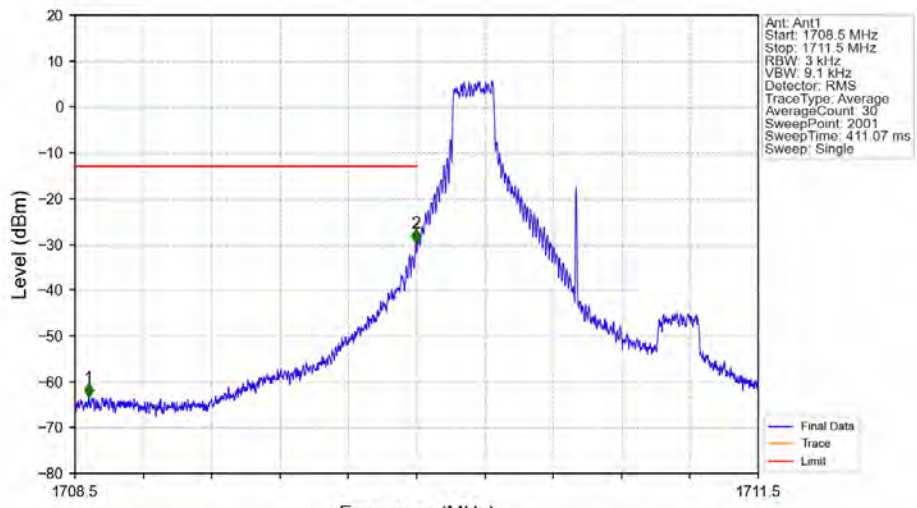
Start (MHz)	Stop (MHz)	RBW (MHz)	Method	Marker No.	Freq (MHz)	Level (dBm)	Limit (dBm)	Result
1753.5	1755	0.003	/	/	/	/	/	/
1755	1756	0.003	/	1	1755.003	-26.48	-13	Pass
1756	1756.5	1	/	2	1756.500	-58.47	-13	Pass

Band4_1.4MHz_QPSK_HCH_1754.3MHz_RB_6_0_NTNV



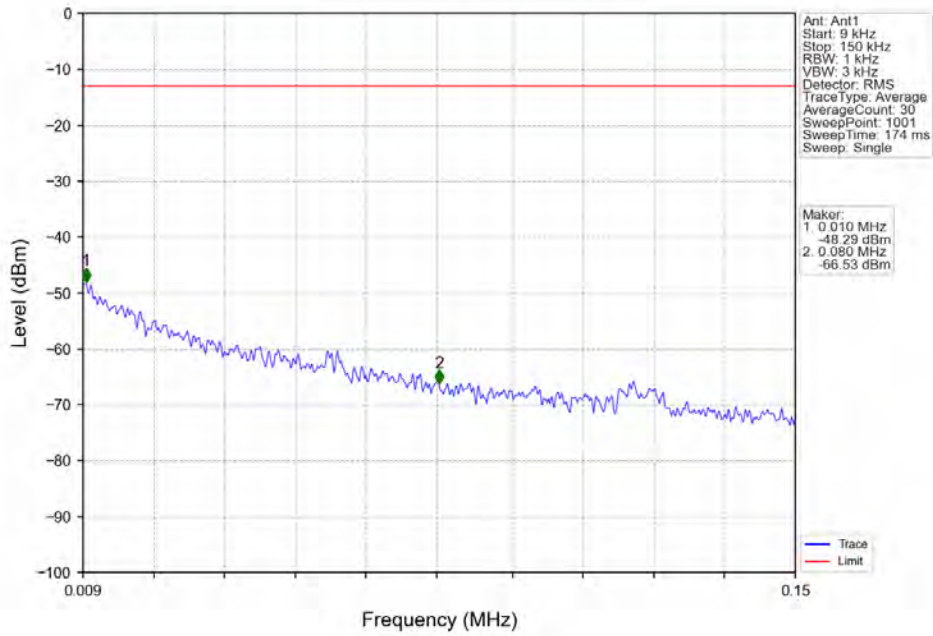
Start (MHz)	Stop (MHz)	RBW (MHz)	Method	Marker No	Freq (MHz)	Level (dBm)	Limit (dBm)	Result
1753.5	1755	0.013	/	1	1755.009	-21.05	-13	Pass
1755	1756	0.013	/	2	1756.443	-40.84	-13	Pass

Band4_1.4MHz_16QAM_LCH_1710.7MHz_RB_1_0_NTNV

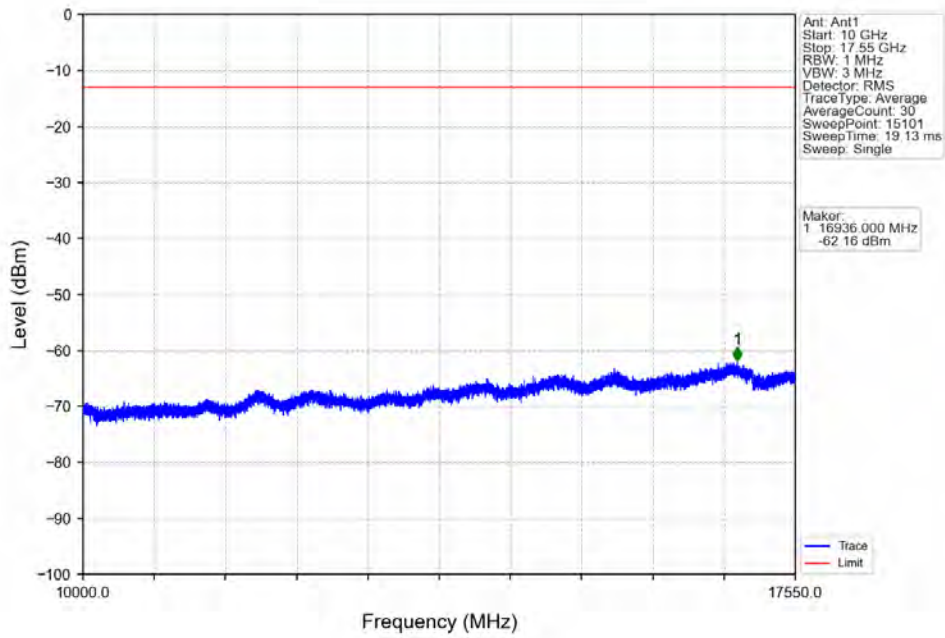


Start (MHz)	Stop (MHz)	RBW (MHz)	Method	Marker No	Freq (MHz)	Level (dBm)	Limit (dBm)	Result
1708.5	1709	1	/	1	1708.560	-63.40	-13	Pass
1709	1710	0.003	/	2	1709.997	-29.79	-13	Pass
1710	1711.5	0.003	/	/	/	/	/	/

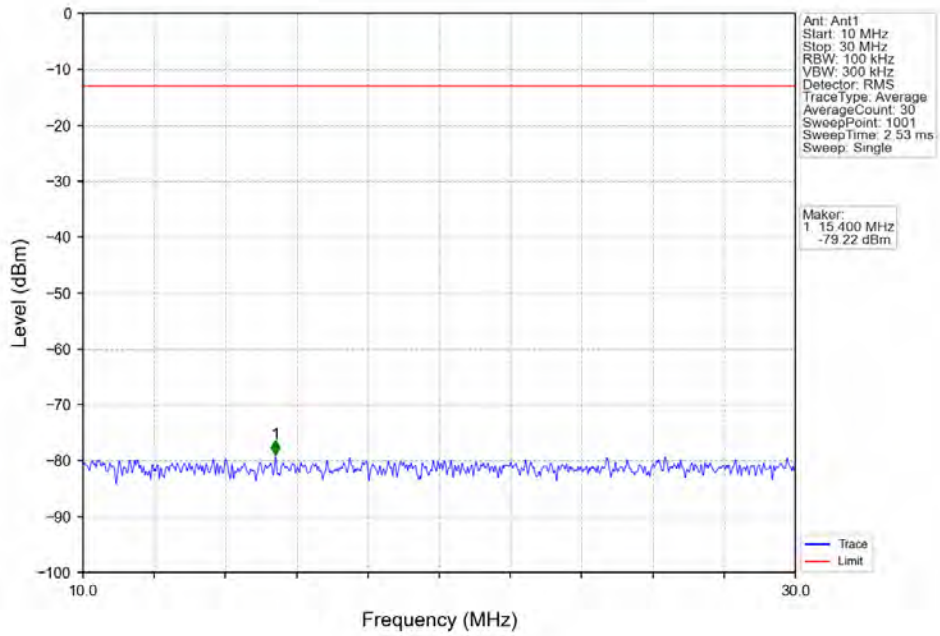
Band4_1.4MHz_16QAM_LCH_1710.7MHz_RB_1_0_NTNV



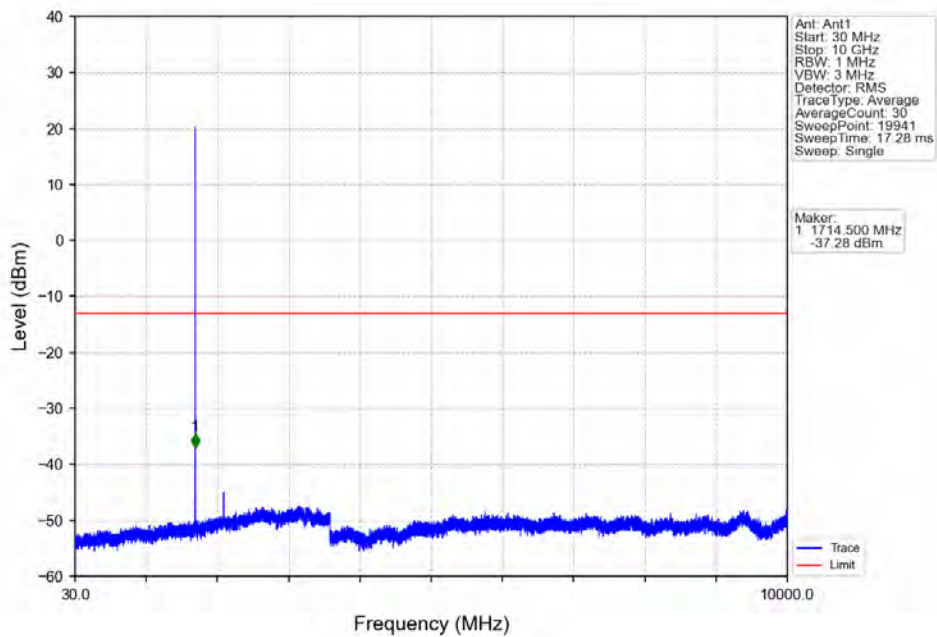
Band4_1.4MHz_16QAM_LCH_1710.7MHz_RB_1_0_NTNV



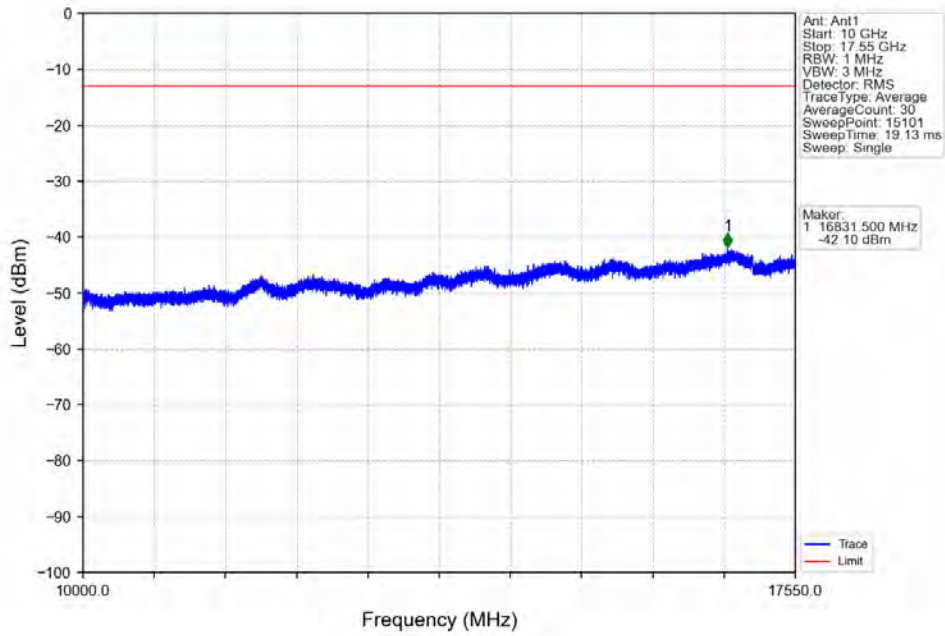
Band4_1.4MHz_16QAM_LCH_1710.7MHz_RB_1_0_NTNV



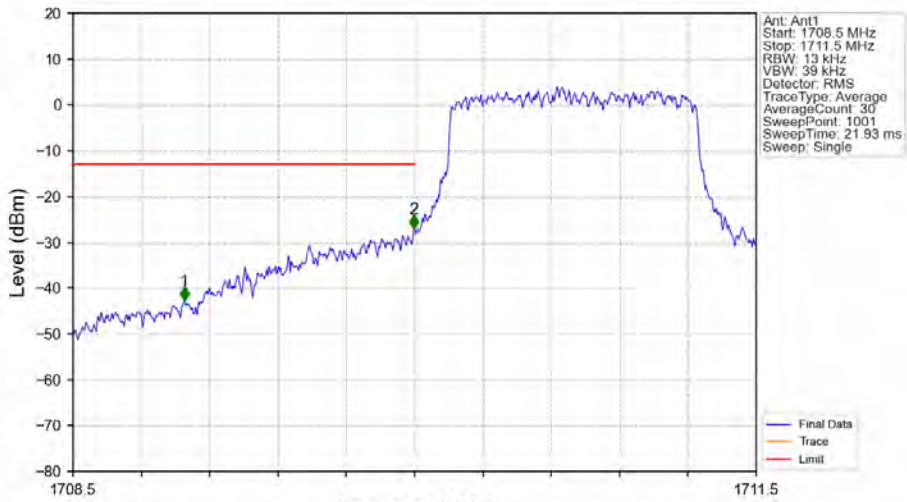
Band4_1.4MHz_16QAM_LCH_1710.7MHz_RB_1_0_NTNV



Band4_1.4MHz_16QAM_LCH_1710.7MHz_RB_1_0_NTNV

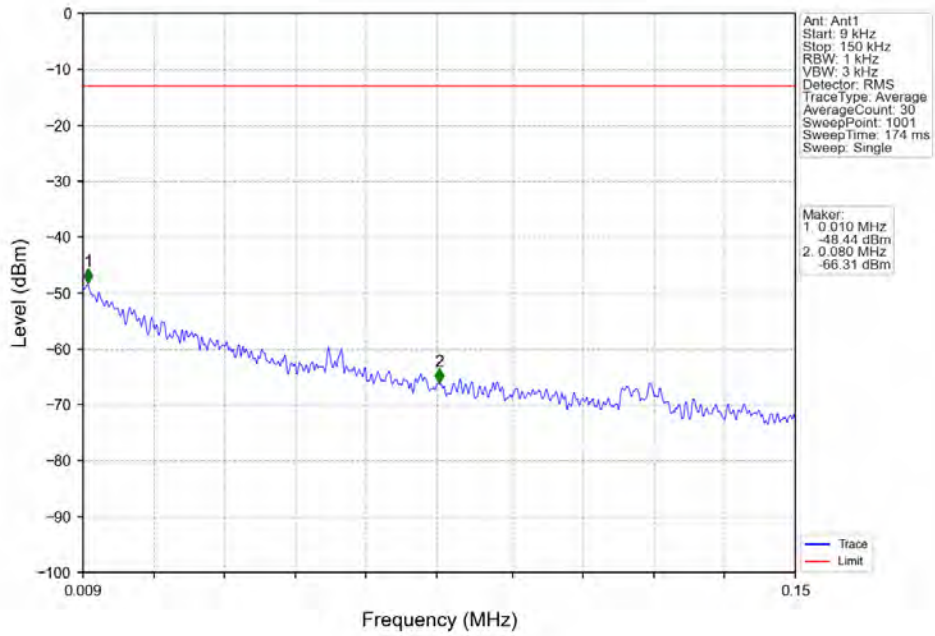


Band4_1.4MHz_16QAM_LCH_1710.7MHz_RB_6_0_NTNV

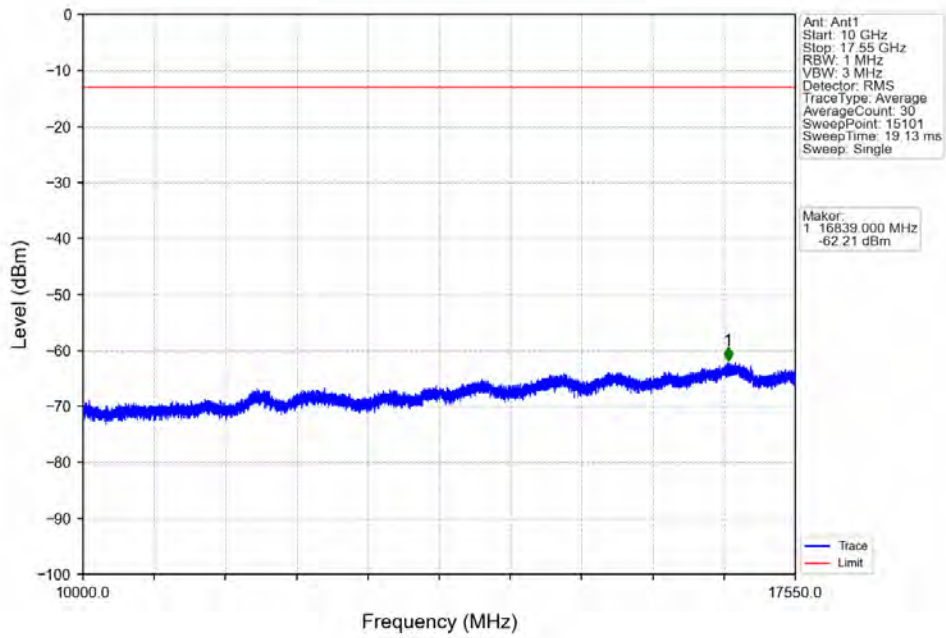


Start (MHz)	Stop (MHz)	RBW (MHz)	Method	Marker No	Freq (MHz)	Level (dBm)	Limit (dBm)	Result
1708.5	1709	1	/	1	1708.989	-42.79	-13	Pass
1709	1710	0.013	/	2	1709.997	-27.15	-13	Pass
1710	1711.5	0.013	/	/	/	/	/	/

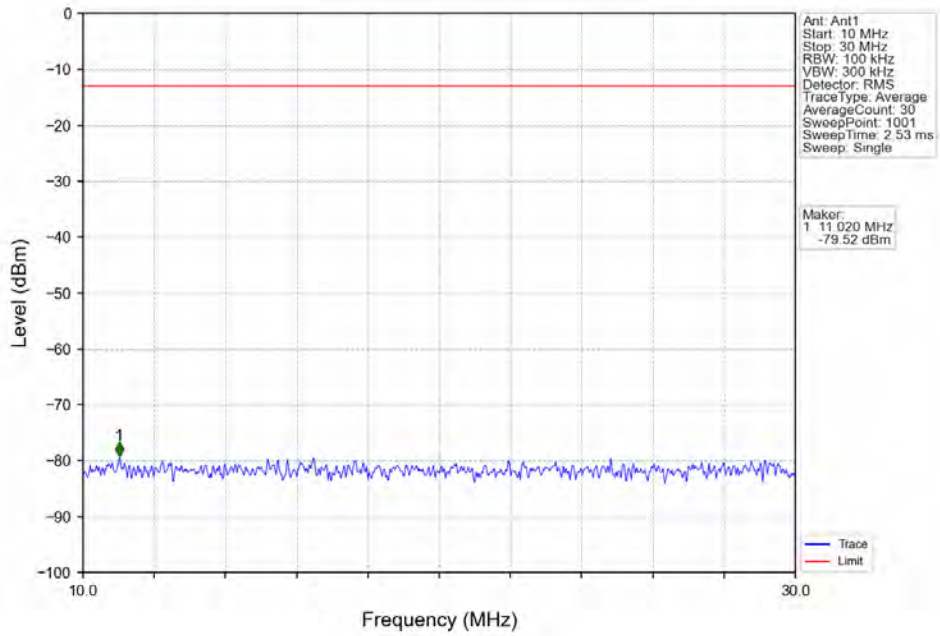
Band4_1.4MHz_16QAM_MCH_1732.5MHz_RB_1_0_NTNV



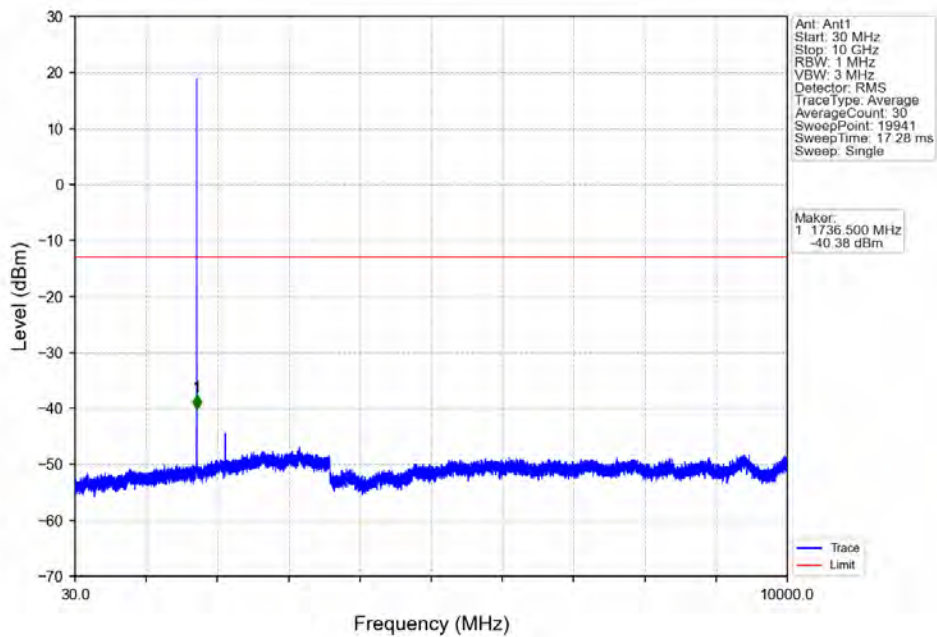
Band4_1.4MHz_16QAM_MCH_1732.5MHz_RB_1_0_NTNV



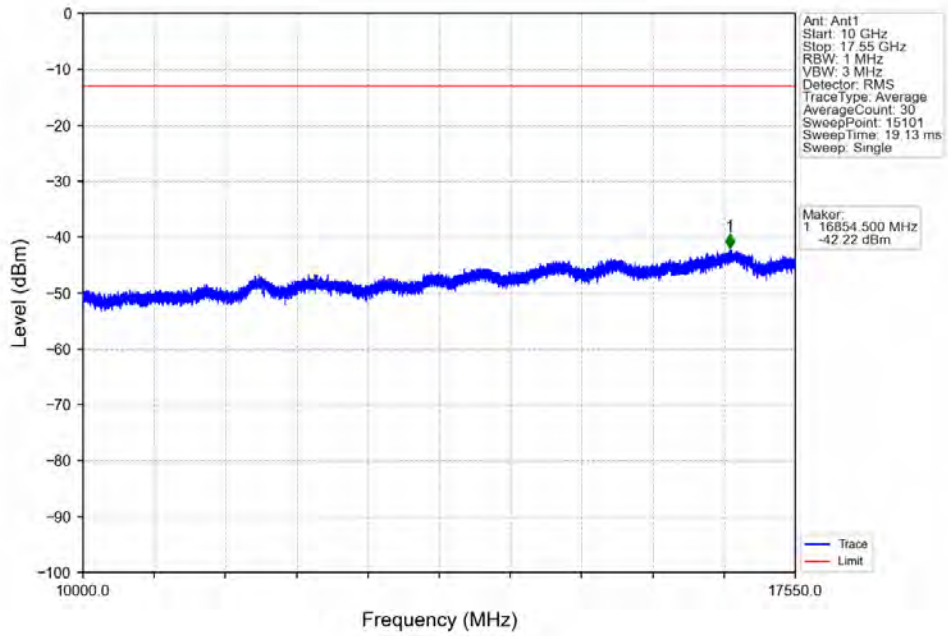
Band4_1.4MHz_16QAM_MCH_1732.5MHz_RB_1_0_NTNV



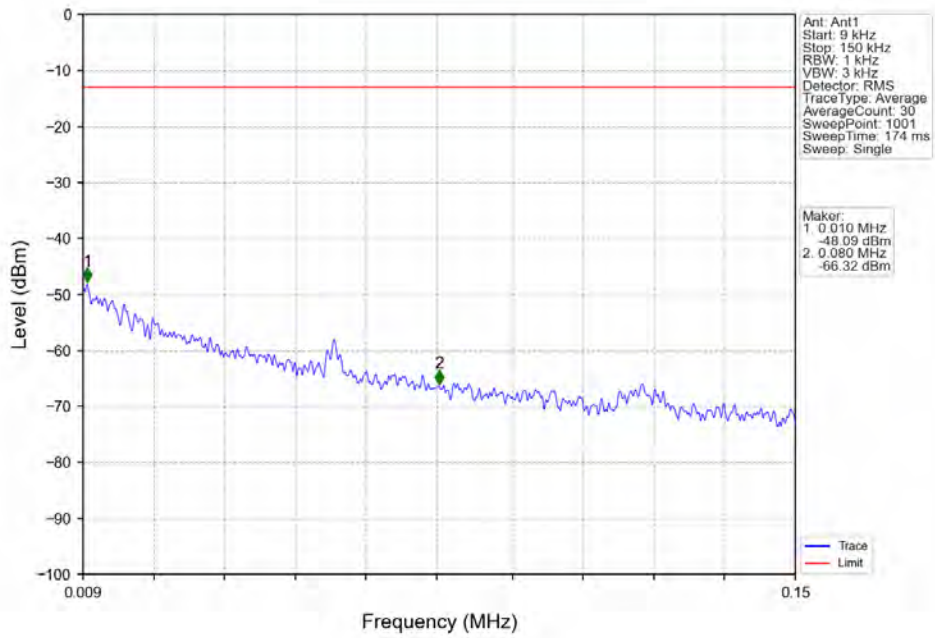
Band4_1.4MHz_16QAM_MCH_1732.5MHz_RB_1_0_NTNV



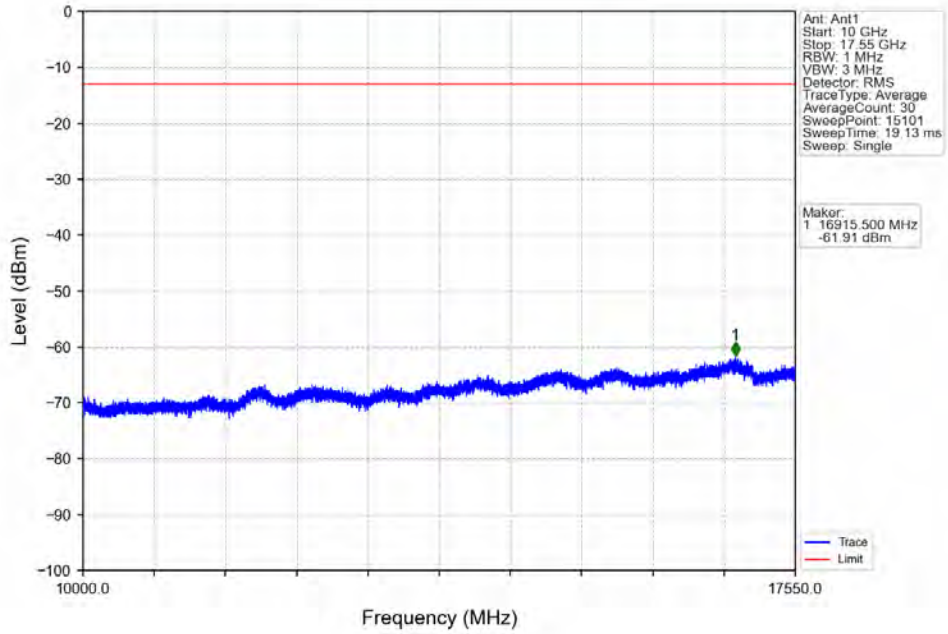
Band4_1.4MHz_16QAM_MCH_1732.5MHz_RB_1_0_NTNV



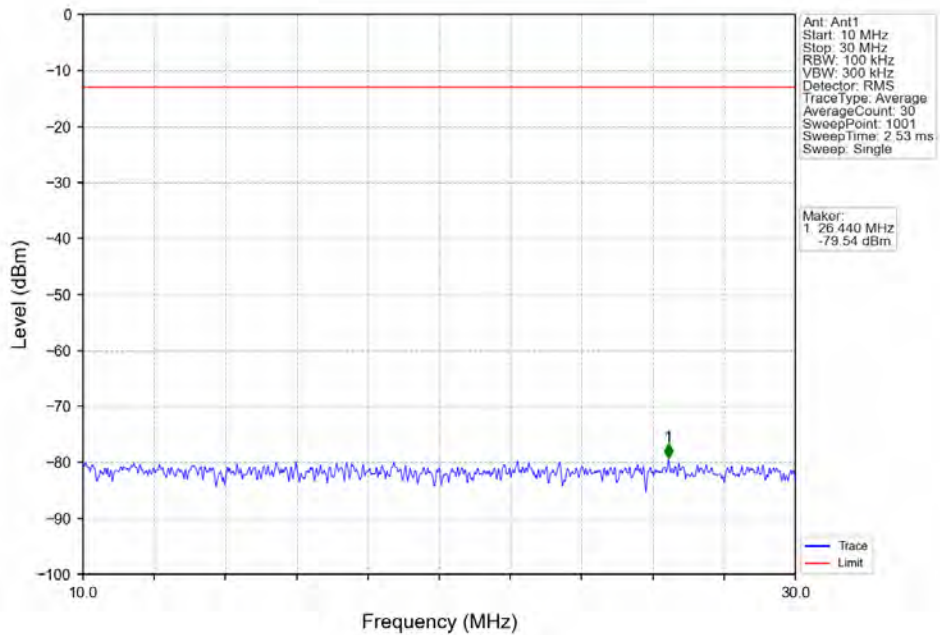
Band4_1.4MHz_16QAM_HCH_1754.3MHz_RB_1_0_NTNV



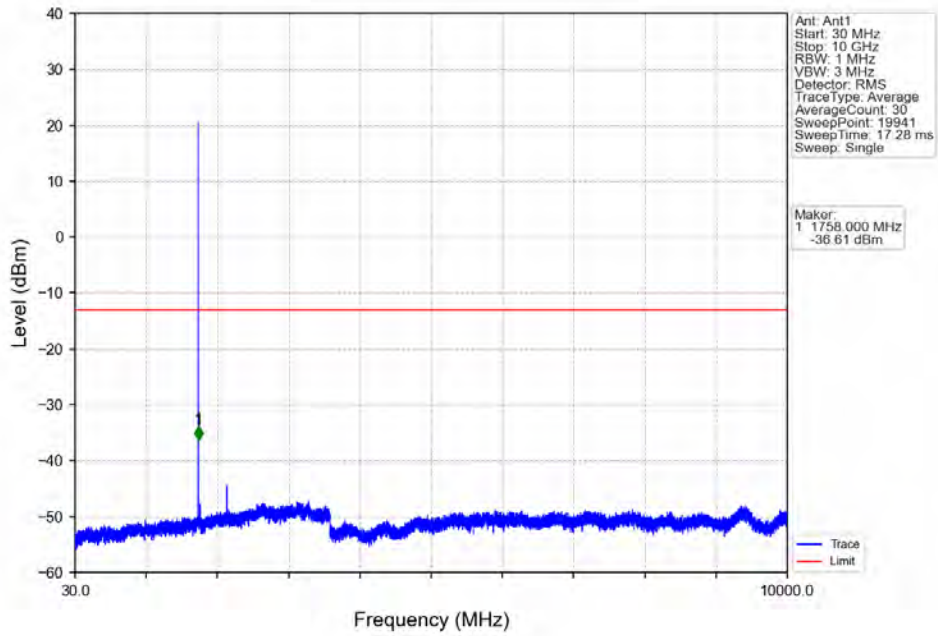
Band4_1.4MHz_16QAM_HCH_1754.3MHz_RB_1_0_NTNV



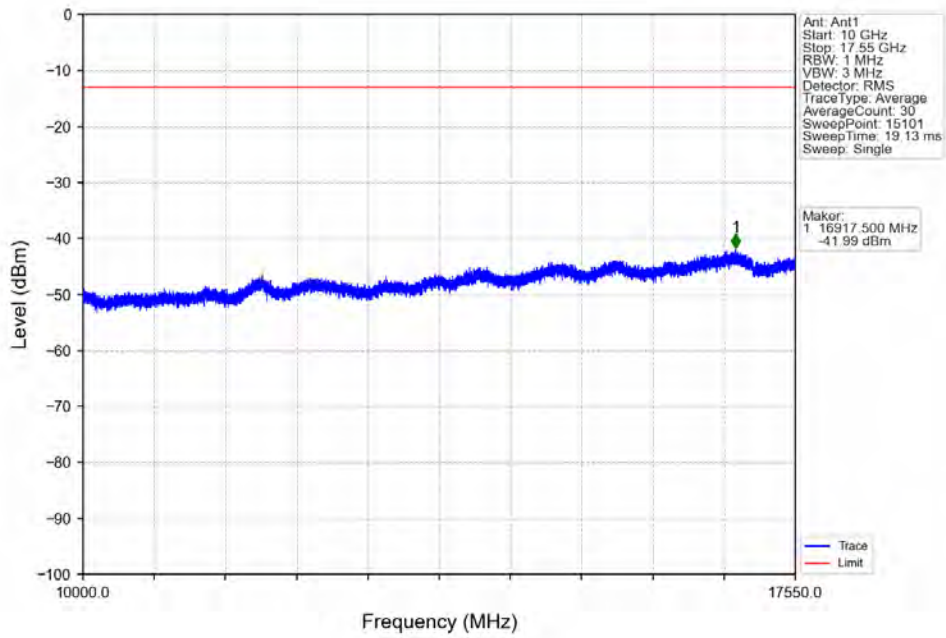
Band4_1.4MHz_16QAM_HCH_1754.3MHz_RB_1_0_NTNV



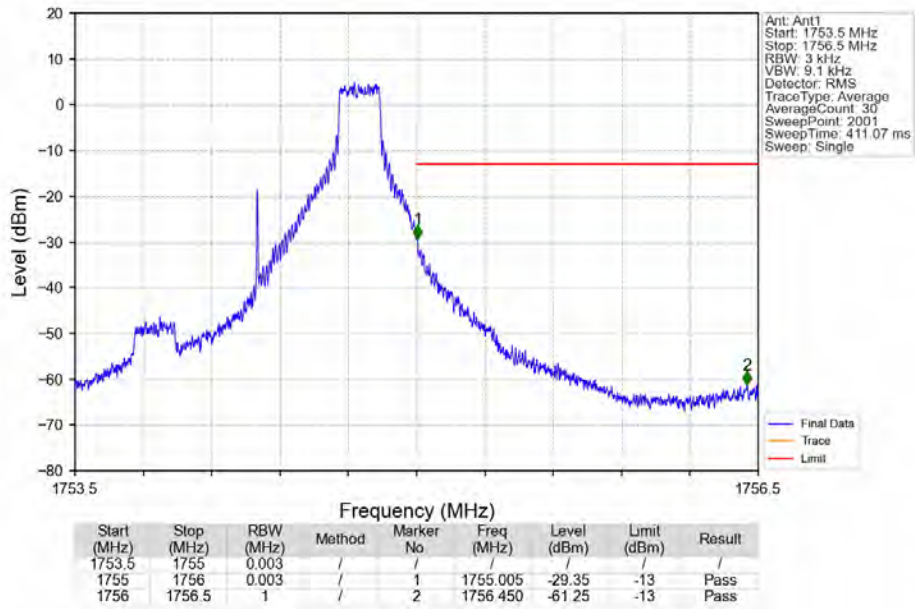
Band4_1.4MHz_16QAM_HCH_1754.3MHz_RB_1_0_NTNV



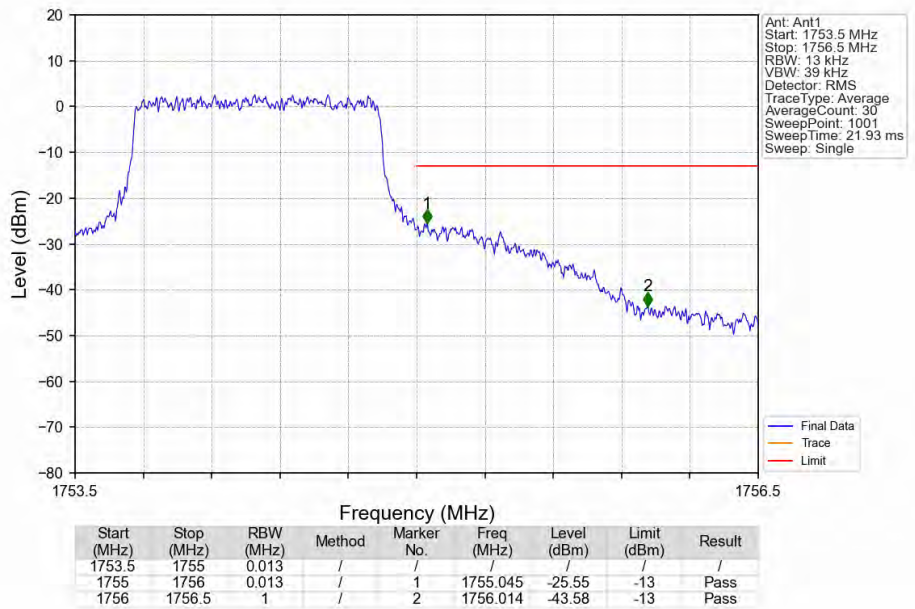
Band4_1.4MHz_16QAM_HCH_1754.3MHz_RB_1_0_NTNV



Band4_1.4MHz_16QAM_HCH_1754.3MHz_RB_1_5_NTNV



Band4_1.4MHz_16QAM_HCH_1754.3MHz_RB_6_0_NTNV

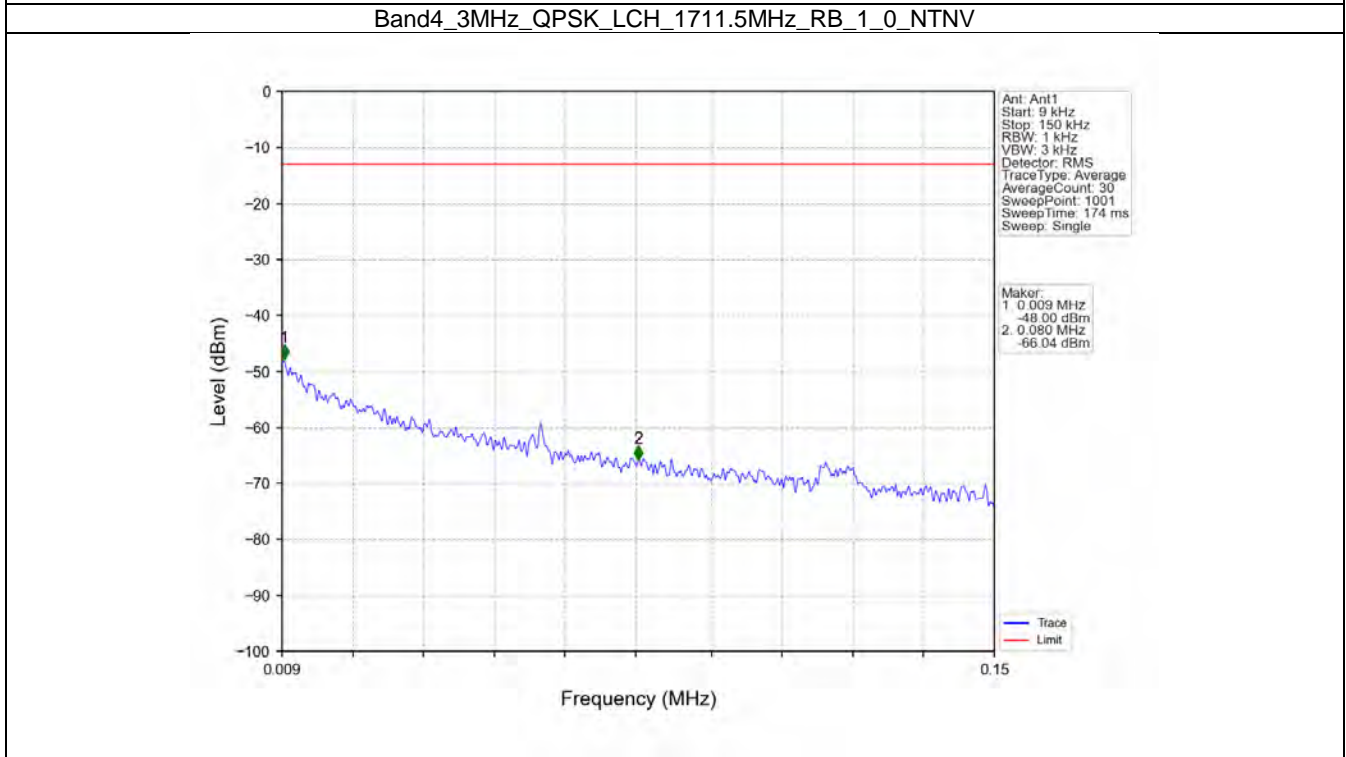
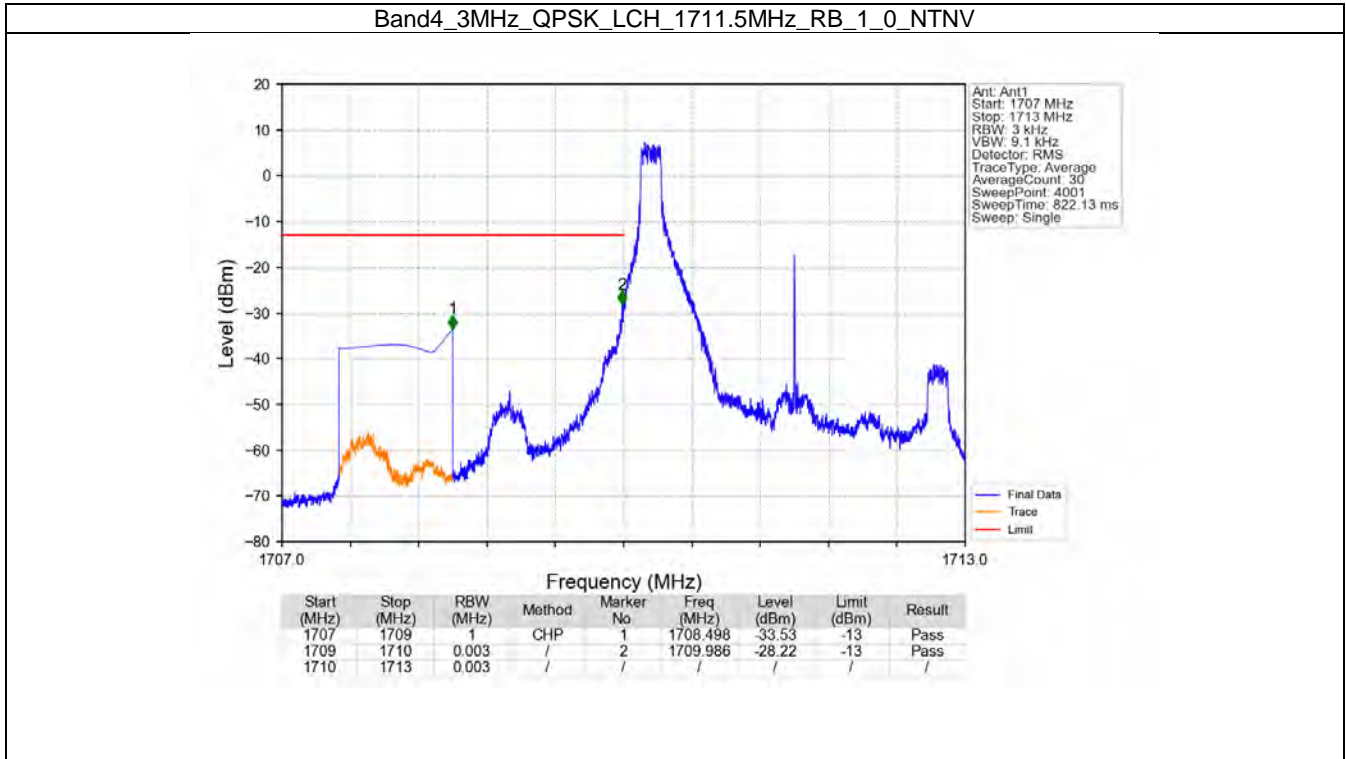


6.2 B4_3MHz

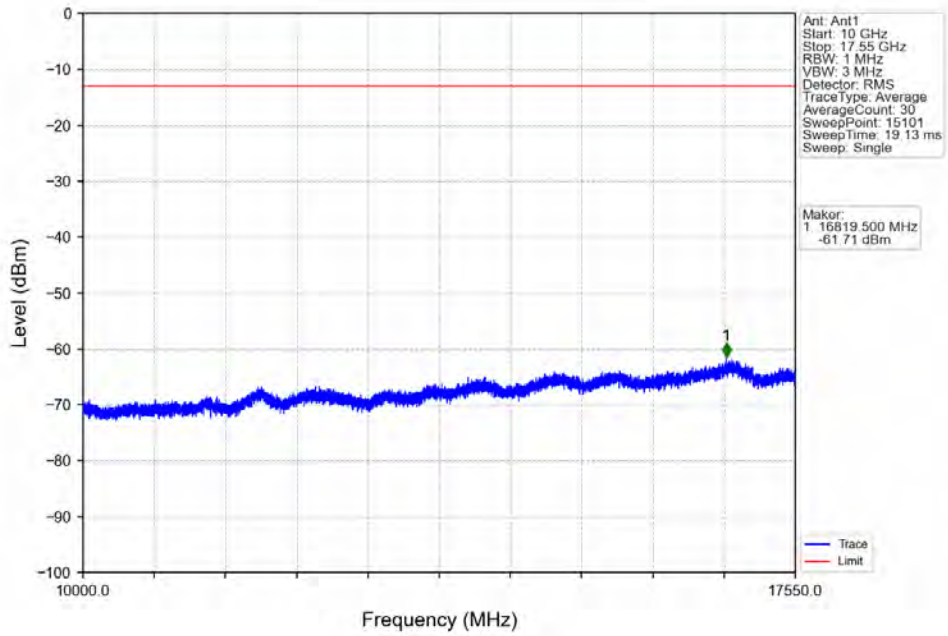
6.2.1 Test Result

Band: 4 / Bandwidth: 3MHz / NTN						
Modulation	Frequency (MHz)	RB Allocation		Spurious Emission		Verdict
		Size	Offset	Result	Limit	
QPSK	1711.5	1	0	Refer To Test Graph		Pass
		15	0	Refer To Test Graph		Pass
	1732.5	1	0	Refer To Test Graph		Pass
	1753.5	1	0	Refer To Test Graph		Pass
			14	Refer To Test Graph		Pass
		15	0	Refer To Test Graph		Pass
16QAM	1711.5	1	0	Refer To Test Graph		Pass
		15	0	Refer To Test Graph		Pass
	1732.5	1	0	Refer To Test Graph		Pass
	1753.5	1	0	Refer To Test Graph		Pass
			14	Refer To Test Graph		Pass
		15	0	Refer To Test Graph		Pass

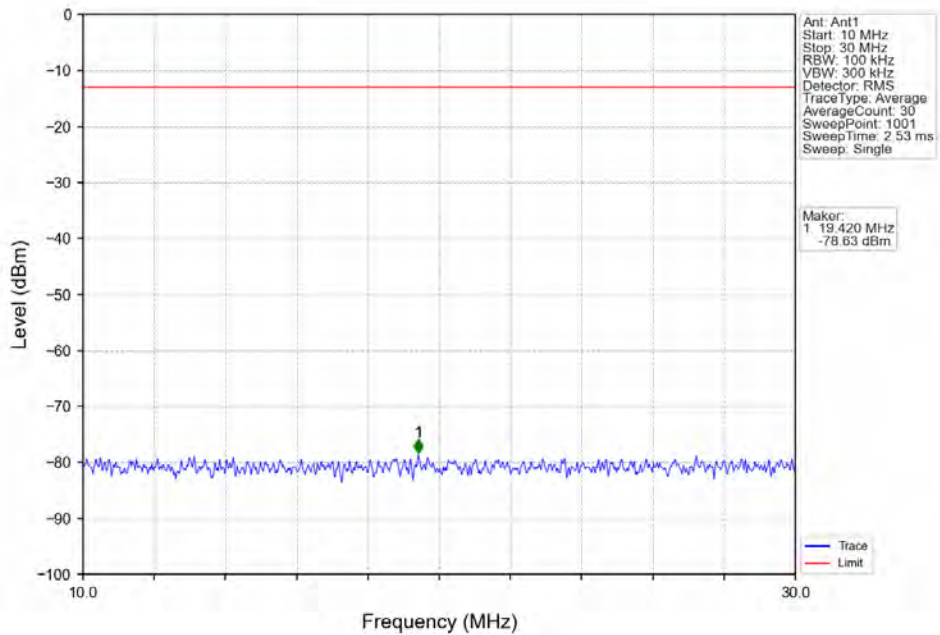
6.2.2 Test Graph



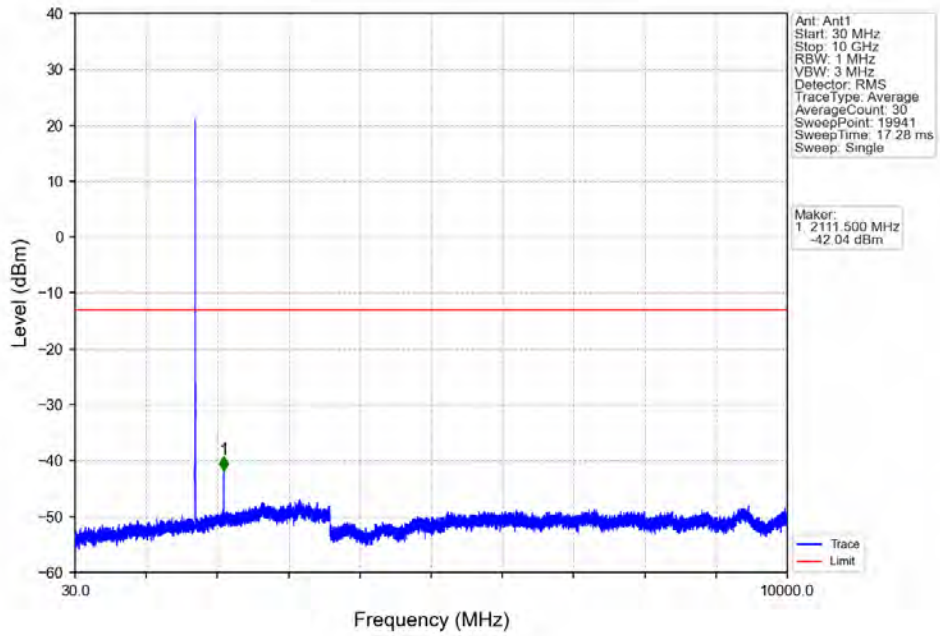
Band4_3MHz_QPSK_LCH_1711.5MHz_RB_1_0_NTNV



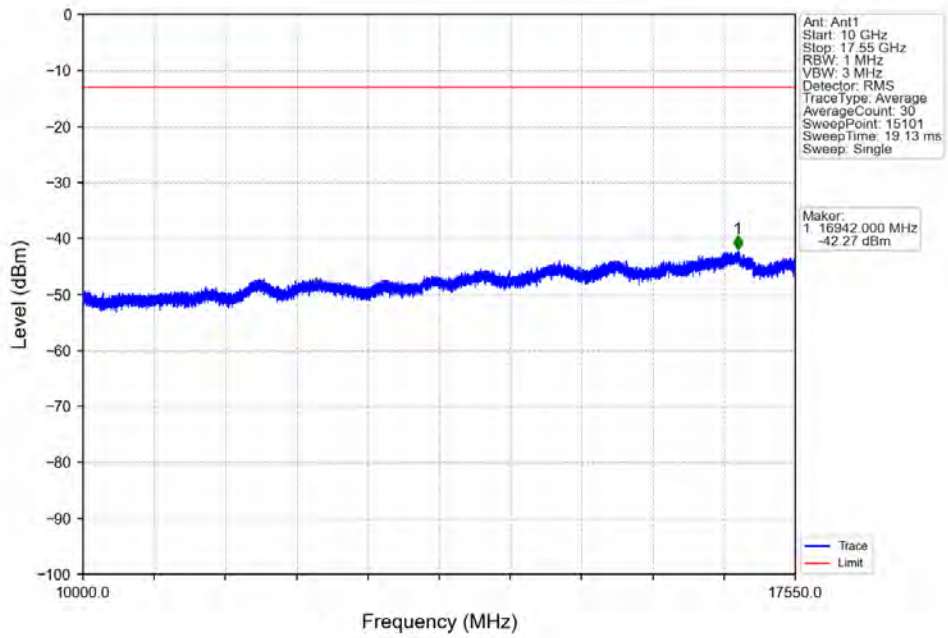
Band4_3MHz_QPSK_LCH_1711.5MHz_RB_1_0_NTNV



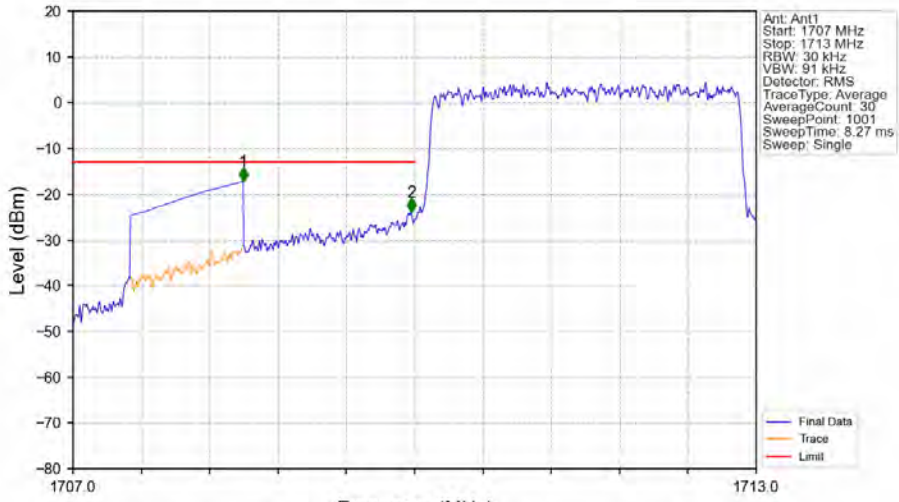
Band4_3MHz_QPSK_LCH_1711.5MHz_RB_1_0_NTNV



Band4_3MHz_QPSK_LCH_1711.5MHz_RB_1_0_NTNV

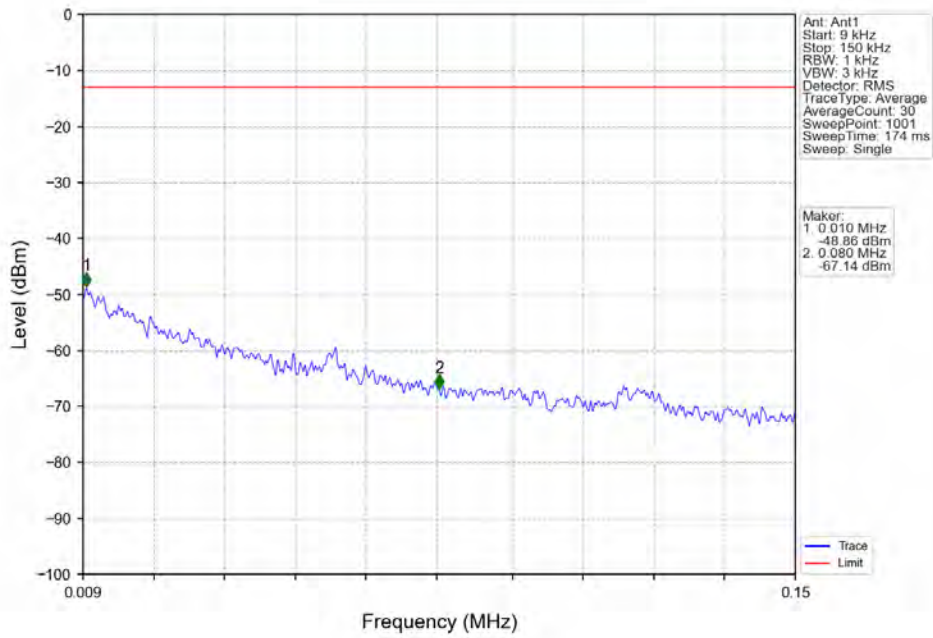


Band4_3MHz_QPSK_LCH_1711.5MHz_RB_15_0_NTNV

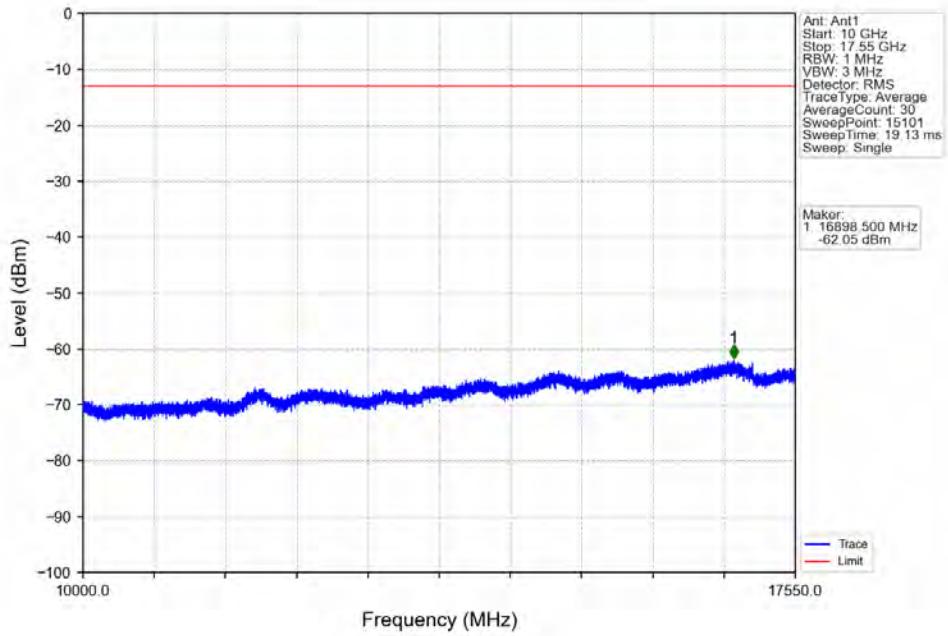


Start (MHz)	Stop (MHz)	RBW (MHz)	Method	Marker No	Freq (MHz)	Level (dBm)	Limit (dBm)	Result
1707	1709	1	CHP	1	1708.494	-17.27	-13	Pass
1709	1710	0.03	/	2	1709.970	-23.93	-13	Pass
1710	1713	0.03	/	/	/	/	/	/

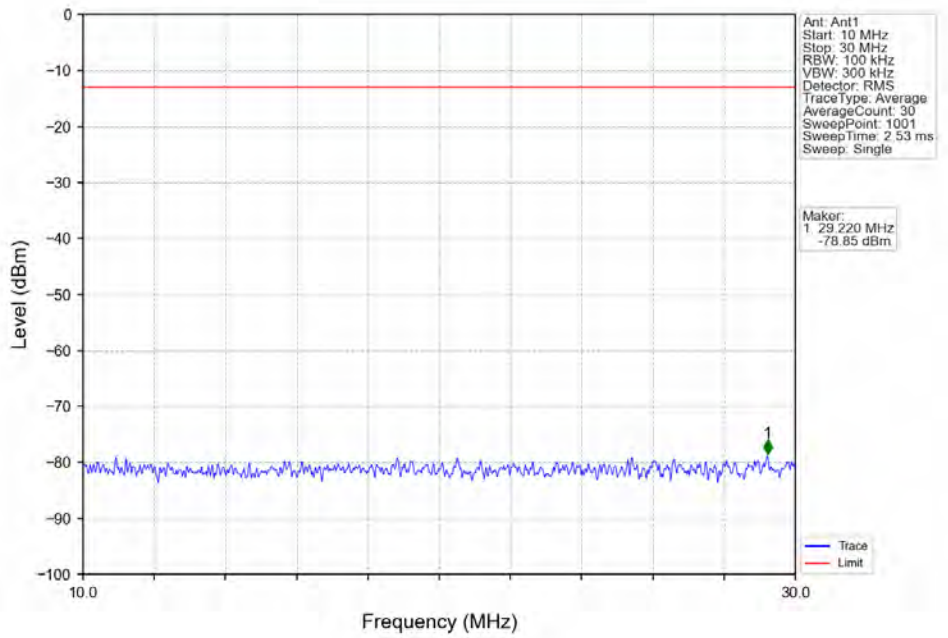
Band4_3MHz_QPSK_MCH_1732.5MHz_RB_1_0_NTNV



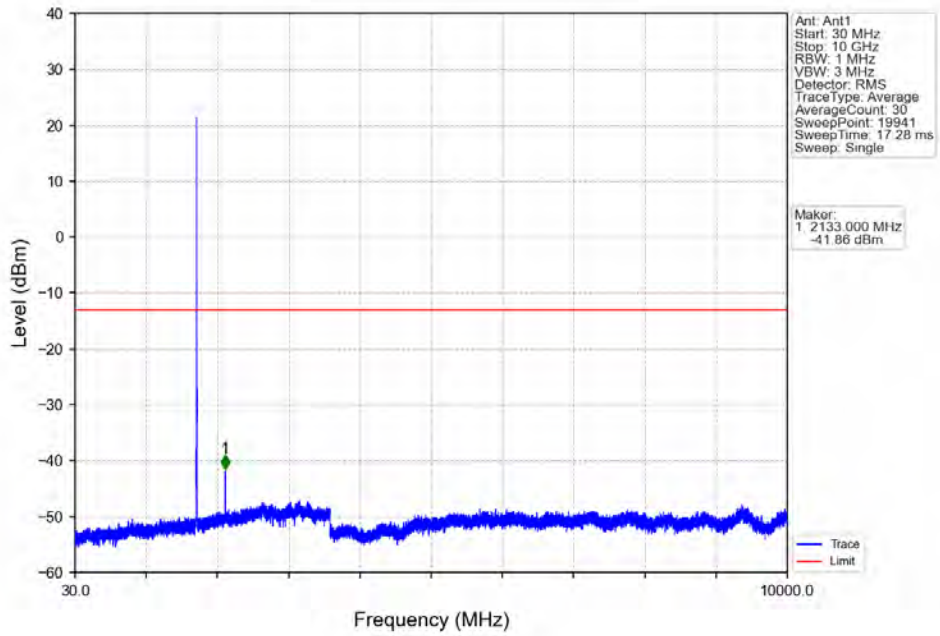
Band4_3MHz_QPSK_MCH_1732.5MHz_RB_1_0_NTNV



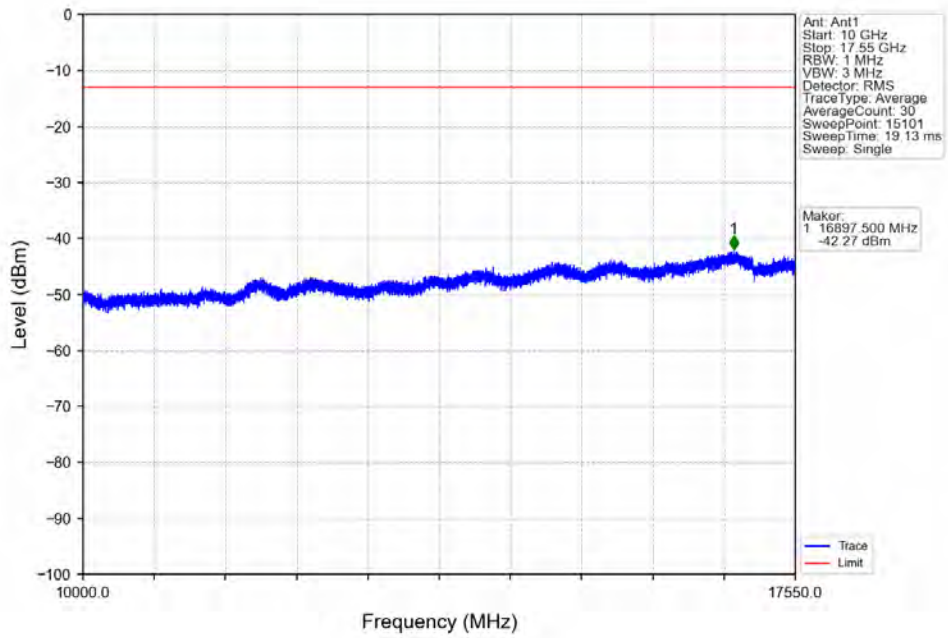
Band4_3MHz_QPSK_MCH_1732.5MHz_RB_1_0_NTNV



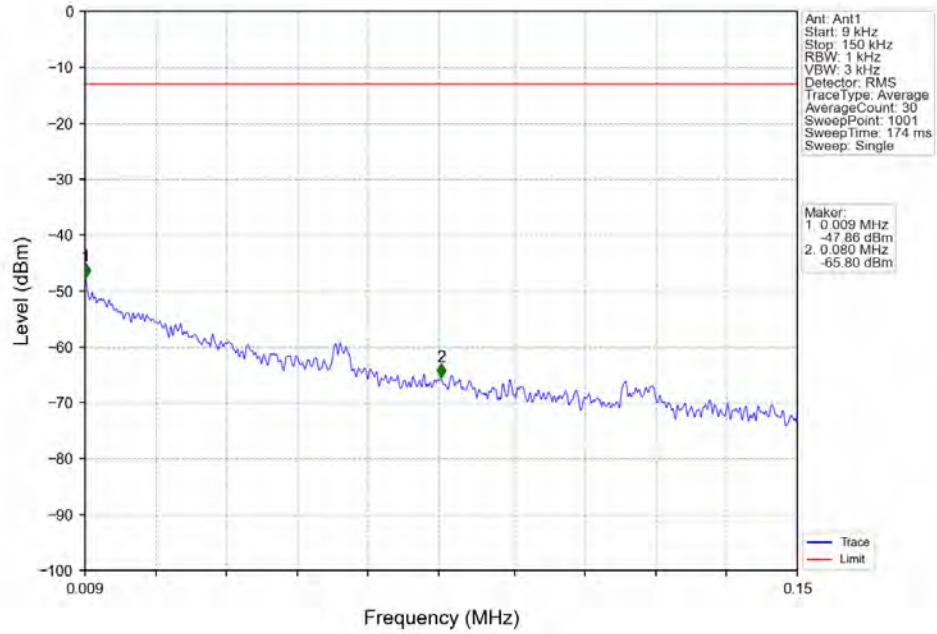
Band4_3MHz_QPSK_MCH_1732.5MHz_RB_1_0_NTNV



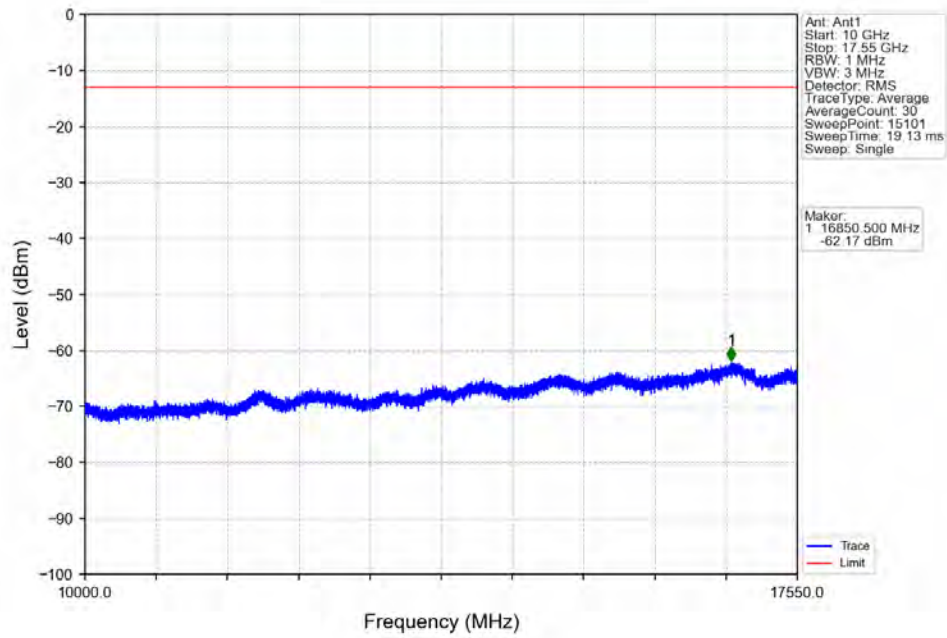
Band4_3MHz_QPSK_MCH_1732.5MHz_RB_1_0_NTNV



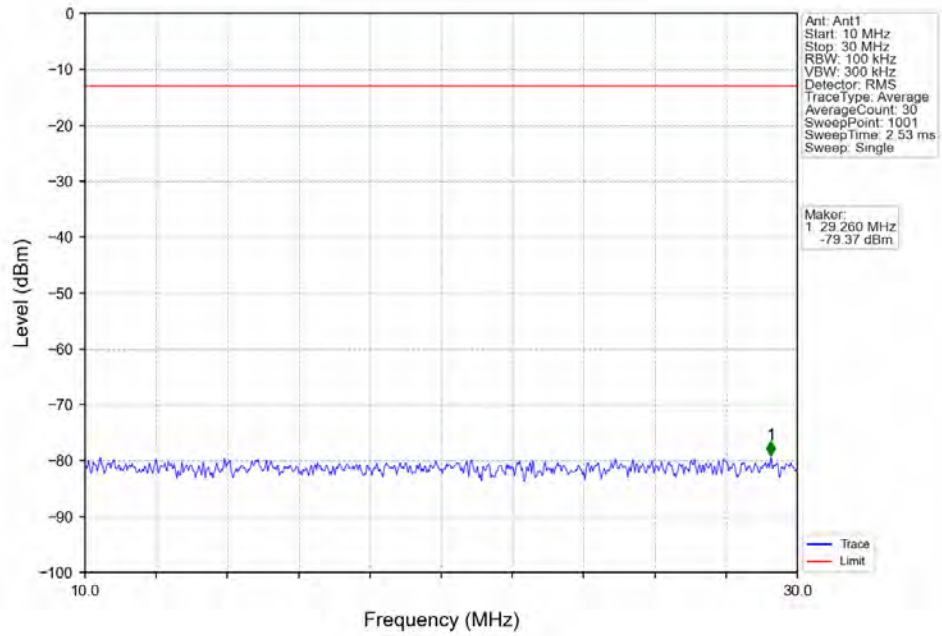
Band4_3MHz_QPSK_HCH_1753.5MHz_RB_1_0_NTNV



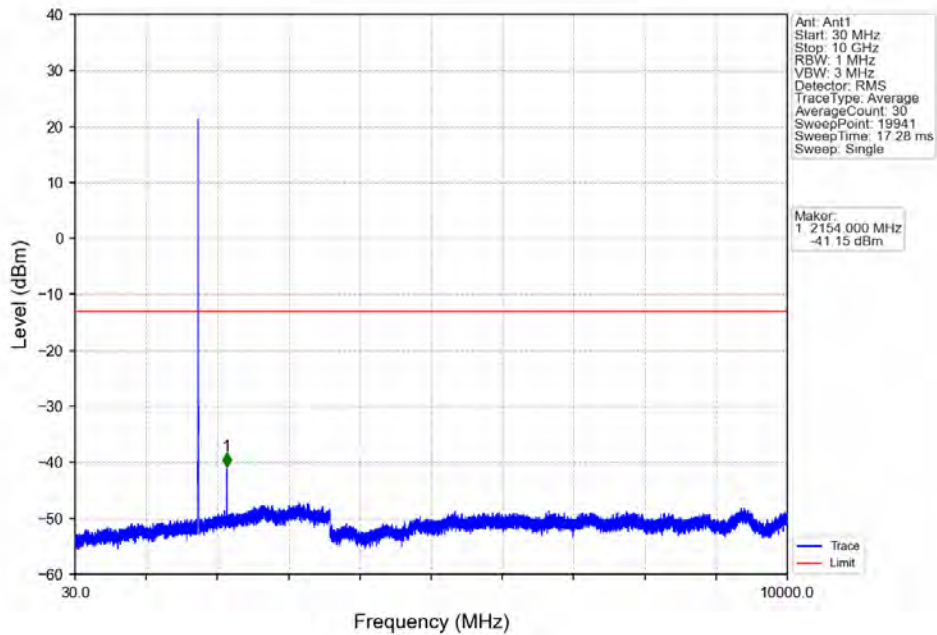
Band4_3MHz_QPSK_HCH_1753.5MHz_RB_1_0_NTNV



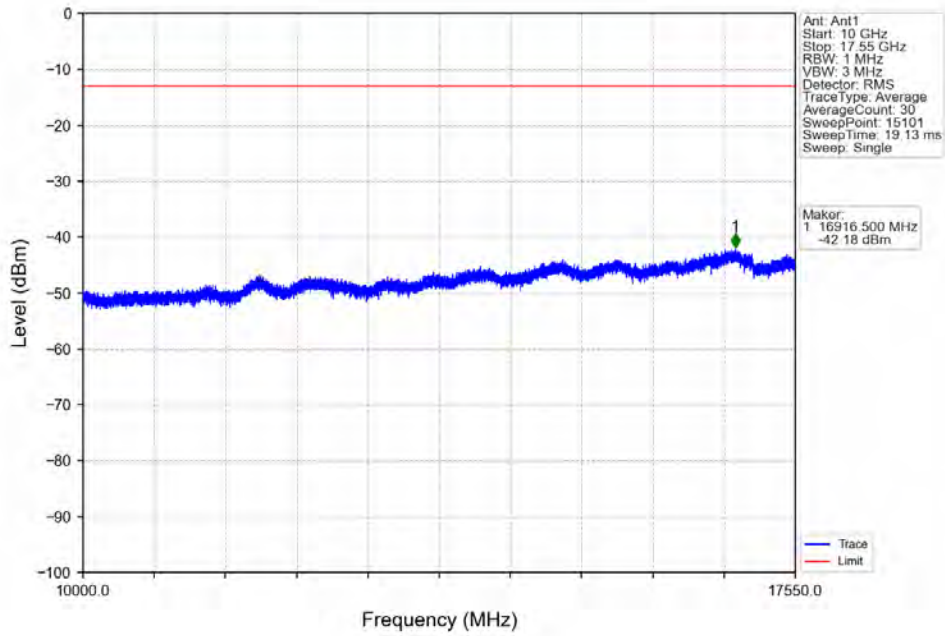
Band4_3MHz_QPSK_HCH_1753.5MHz_RB_1_0_NTNV



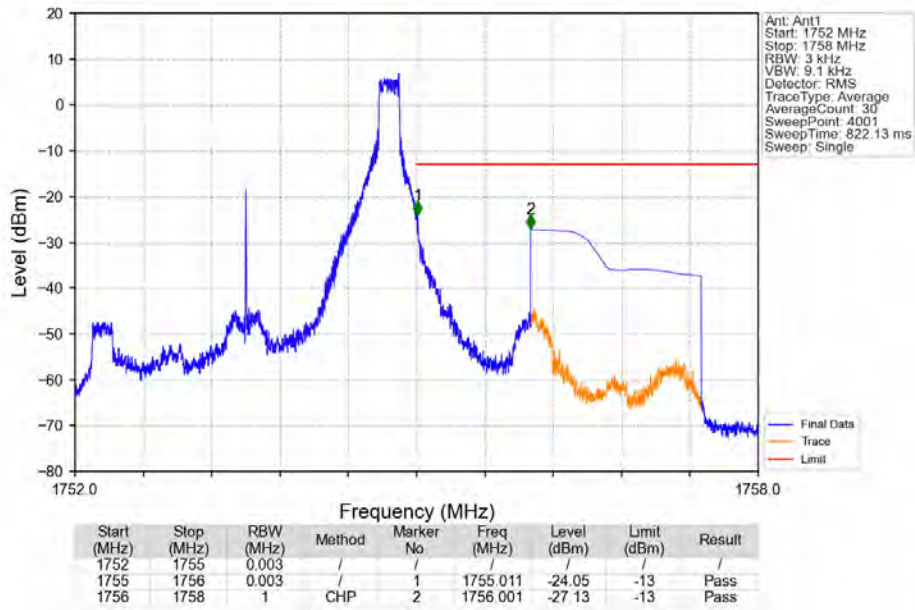
Band4_3MHz_QPSK_HCH_1753.5MHz_RB_1_0_NTNV



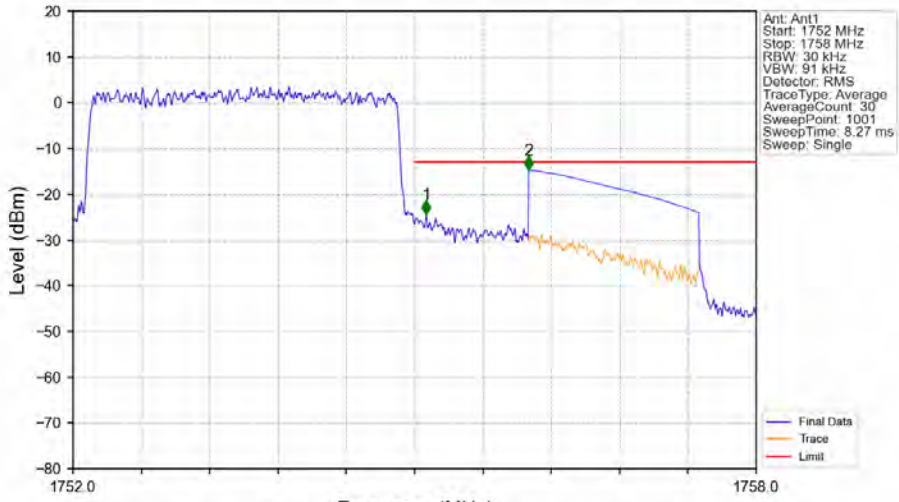
Band4_3MHz_QPSK_HCH_1753.5MHz_RB_1_0_NTNV



Band4_3MHz_QPSK_HCH_1753.5MHz_RB_1_14_NTNV

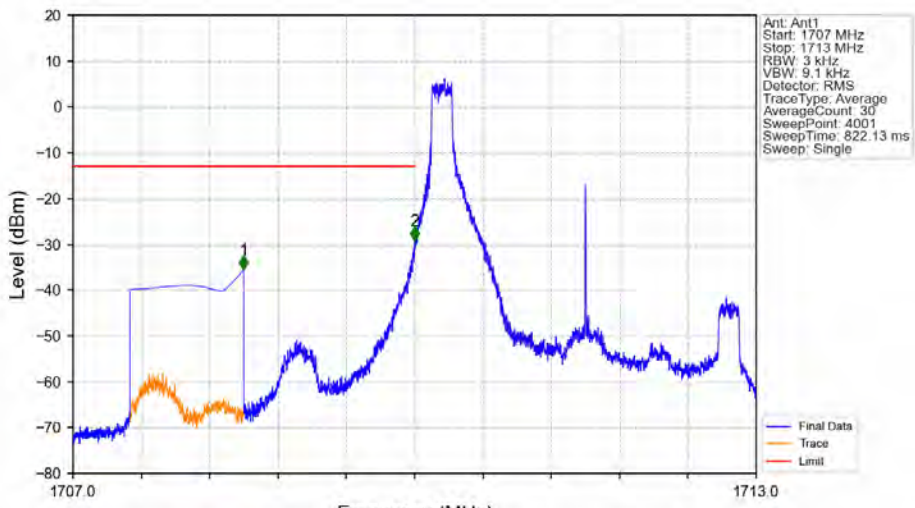


Band4_3MHz_QPSK_HCH_1753.5MHz_RB_15_0_NTNV



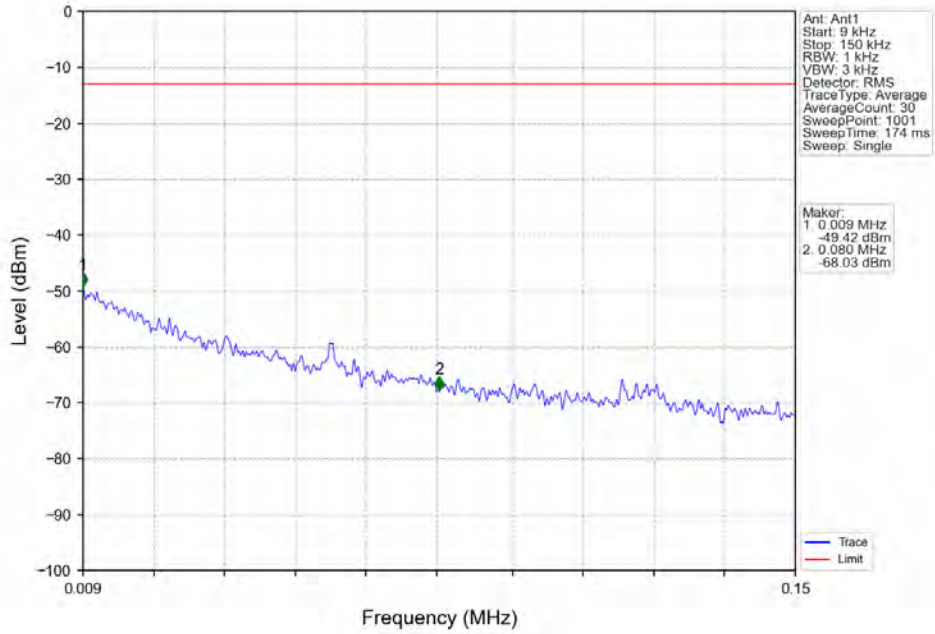
Start (MHz)	Stop (MHz)	RBW (MHz)	Method	Marker No	Freq (MHz)	Level (dBm)	Limit (dBm)	Result
1752	1755	0.03	/	1	1755.102	-24.46	-13	Pass
1756	1758	1	CHP	2	1756.002	-14.71	-13	Pass

Band4_3MHz_16QAM_LCH_1711.5MHz_RB_1_0_NTNV

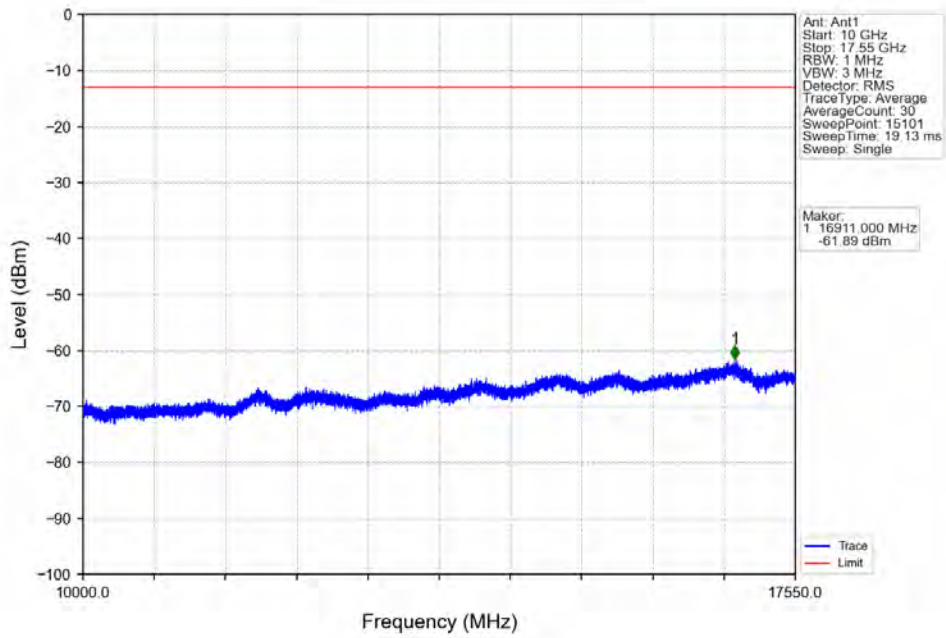


Start (MHz)	Stop (MHz)	RBW (MHz)	Method	Marker No	Freq (MHz)	Level (dBm)	Limit (dBm)	Result
1707	1709	1	CHP	1	1708.498	-35.50	-13	Pass
1709	1710	0.003	/	2	1710.000	-29.22	-13	Pass
1710	1713	0.003	/	/	/	/	/	/

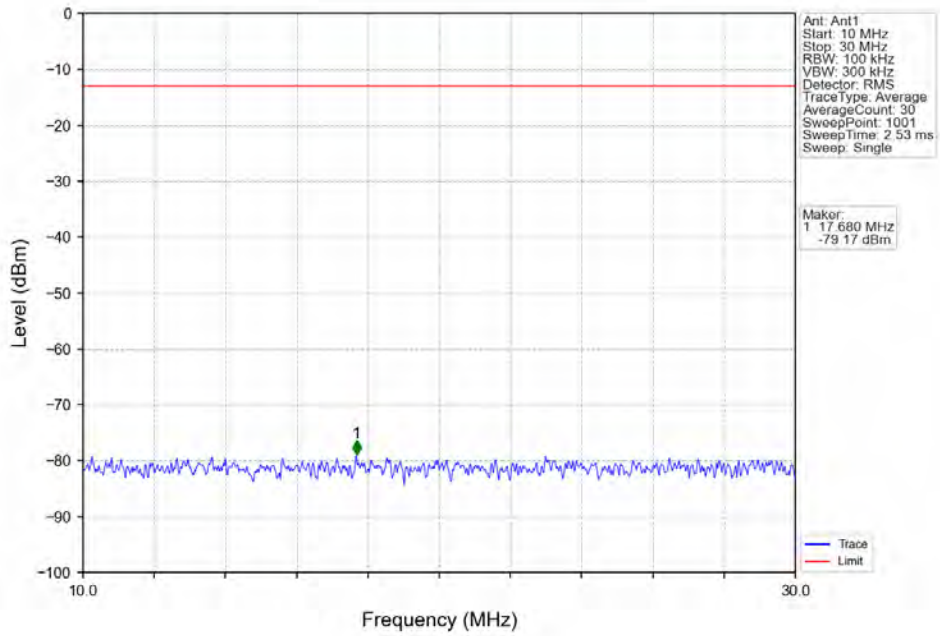
Band4_3MHz_16QAM_LCH_1711.5MHz_RB_1_0_NTNV



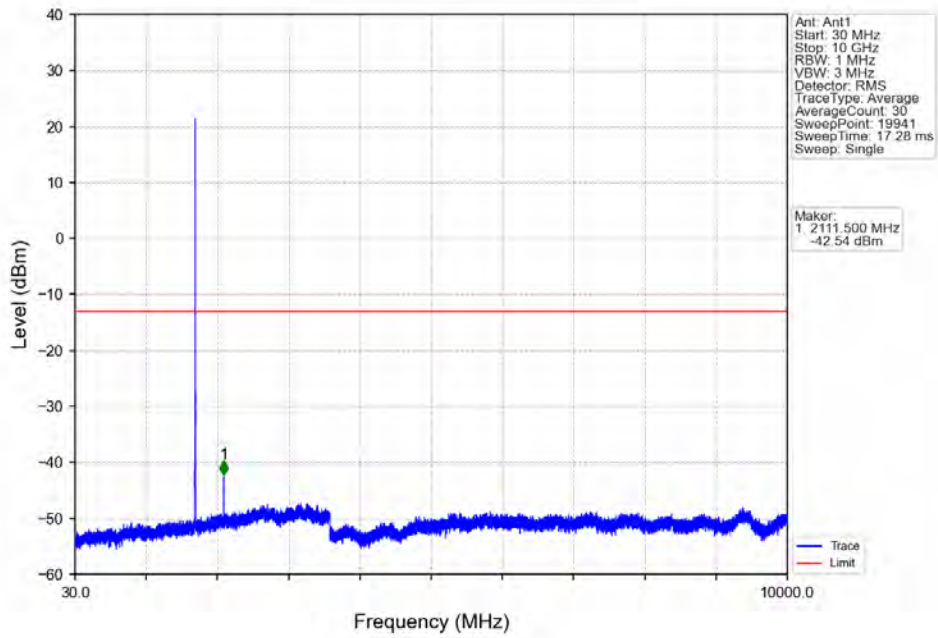
Band4_3MHz_16QAM_LCH_1711.5MHz_RB_1_0_NTNV



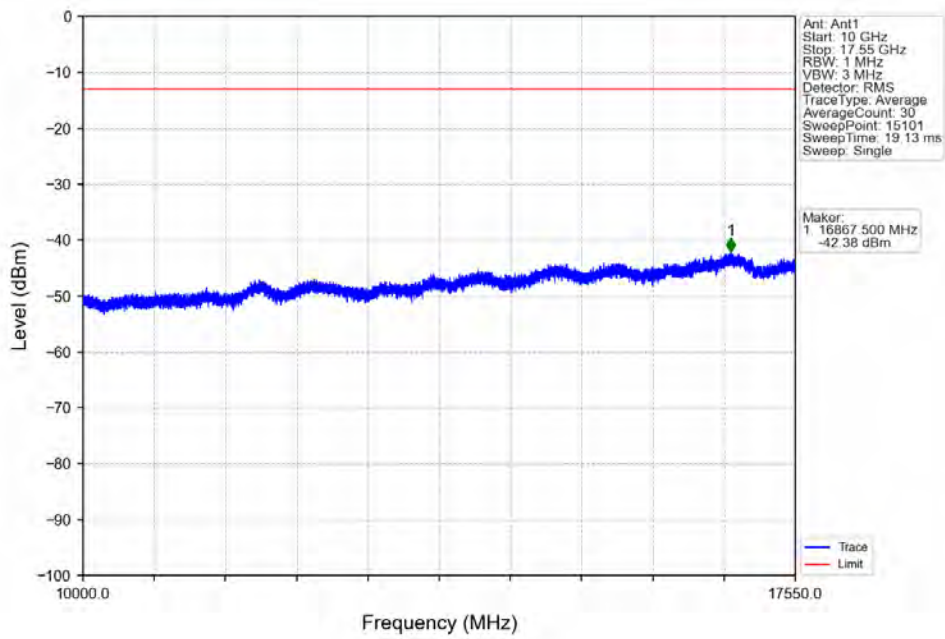
Band4_3MHz_16QAM_LCH_1711.5MHz_RB_1_0_NTNV



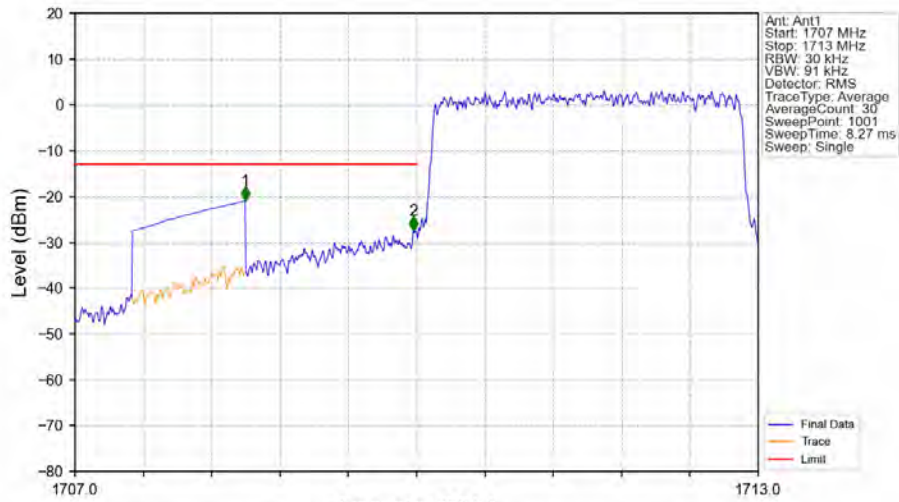
Band4_3MHz_16QAM_LCH_1711.5MHz_RB_1_0_NTNV



Band4_3MHz_16QAM_LCH_1711.5MHz_RB_1_0_NTNV

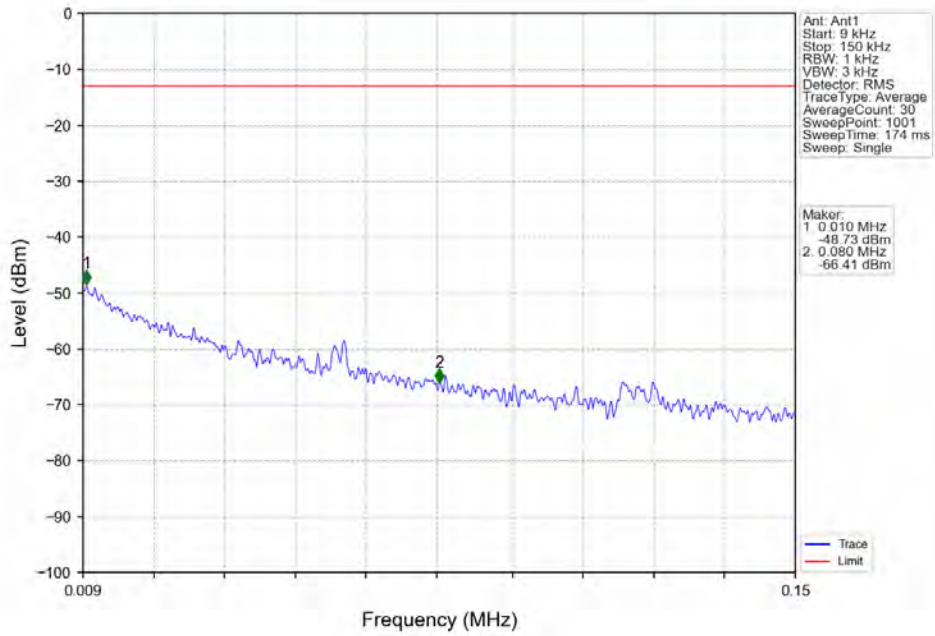


Band4_3MHz_16QAM_LCH_1711.5MHz_RB_15_0_NTNV

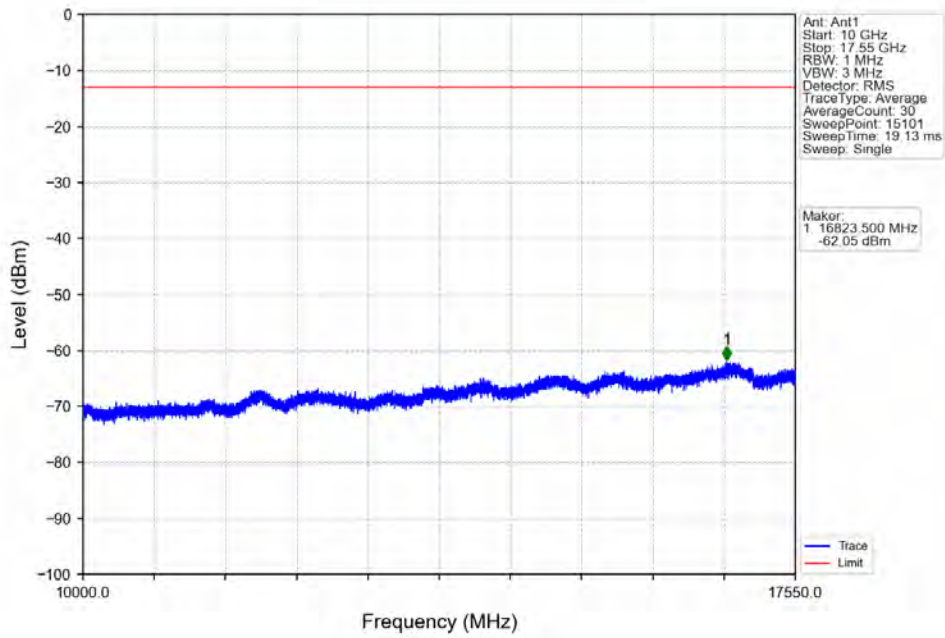


Start (MHz)	Stop (MHz)	RBW (MHz)	Method	Marker No	Freq (MHz)	Level (dBm)	Limit (dBm)	Result
1707	1709	1	CHP	1	1708.494	-20.94	-13	Pass
1709	1710	0.03	/	2	1709.970	-27.51	-13	Pass
1710	1713	0.03	/	/	/	/	/	/

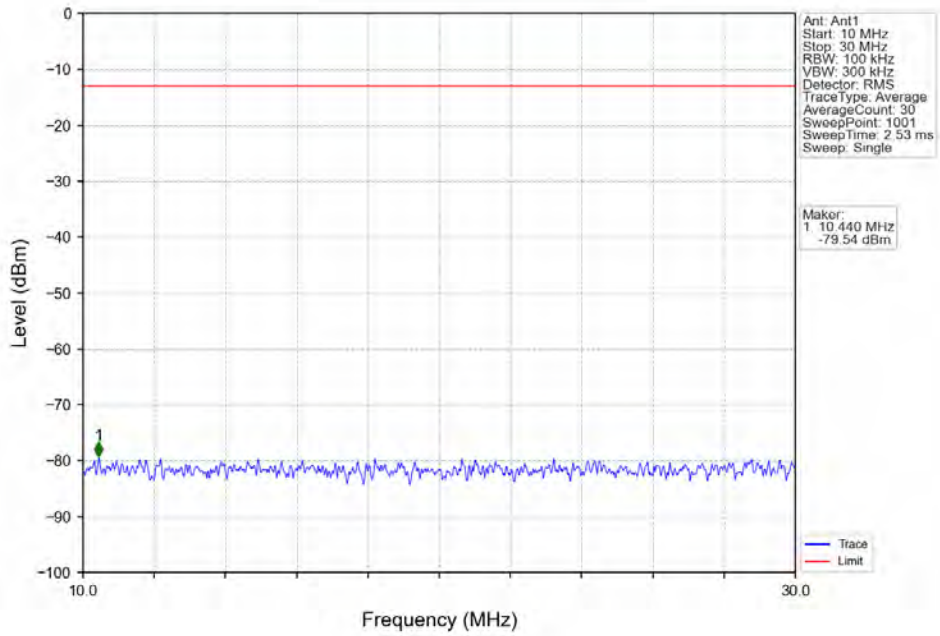
Band4_3MHz_16QAM_MCH_1732.5MHz_RB_1_0_NTNV



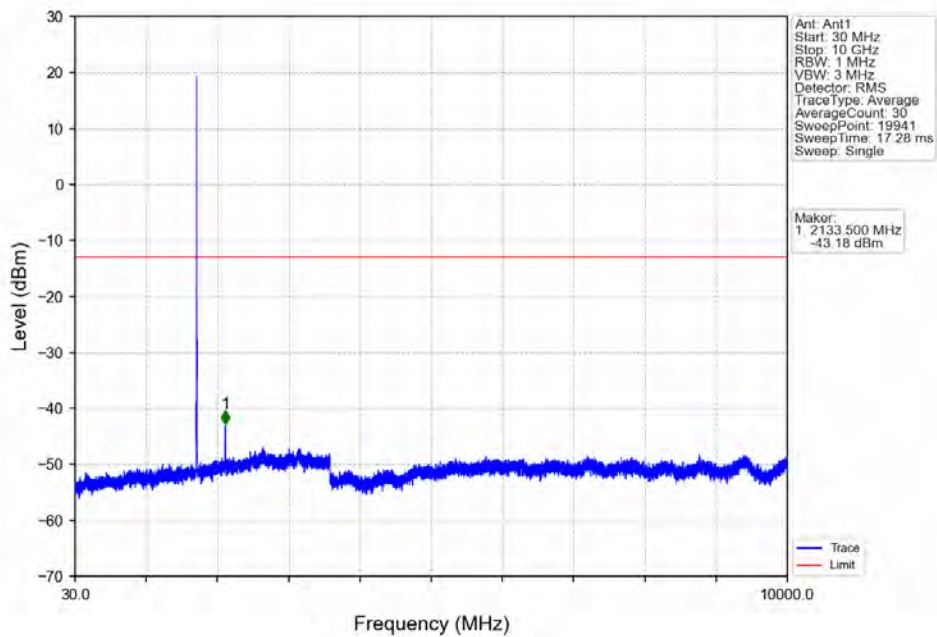
Band4_3MHz_16QAM_MCH_1732.5MHz_RB_1_0_NTNV



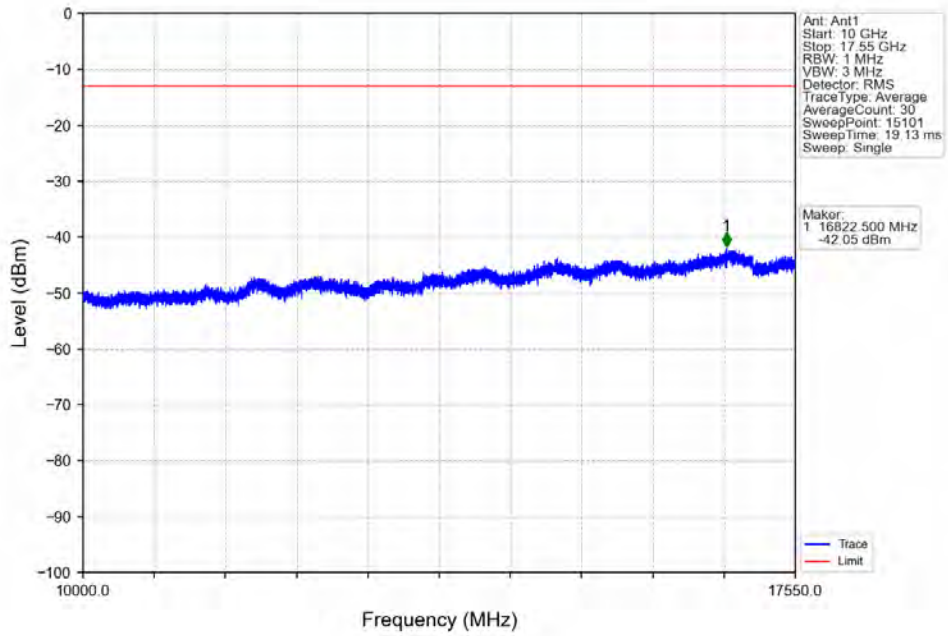
Band4_3MHz_16QAM_MCH_1732.5MHz_RB_1_0_NTNV



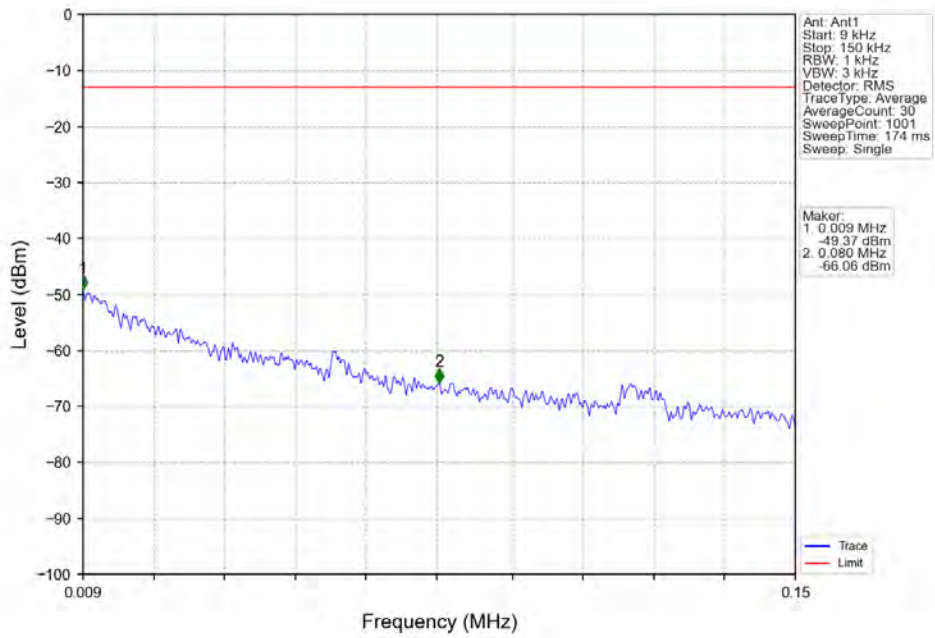
Band4_3MHz_16QAM_MCH_1732.5MHz_RB_1_0_NTNV



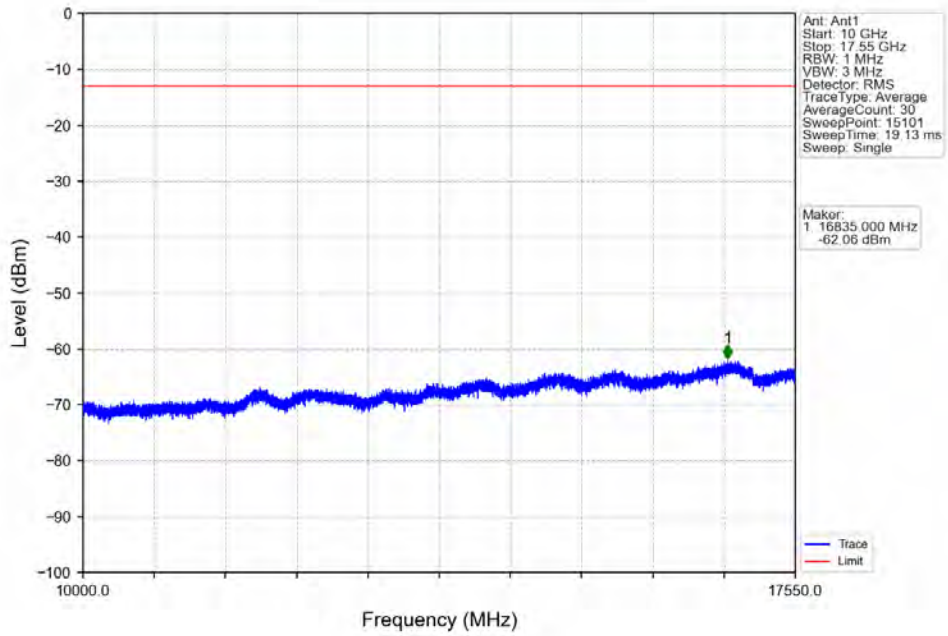
Band4_3MHz_16QAM_MCH_1732.5MHz_RB_1_0_NTNV



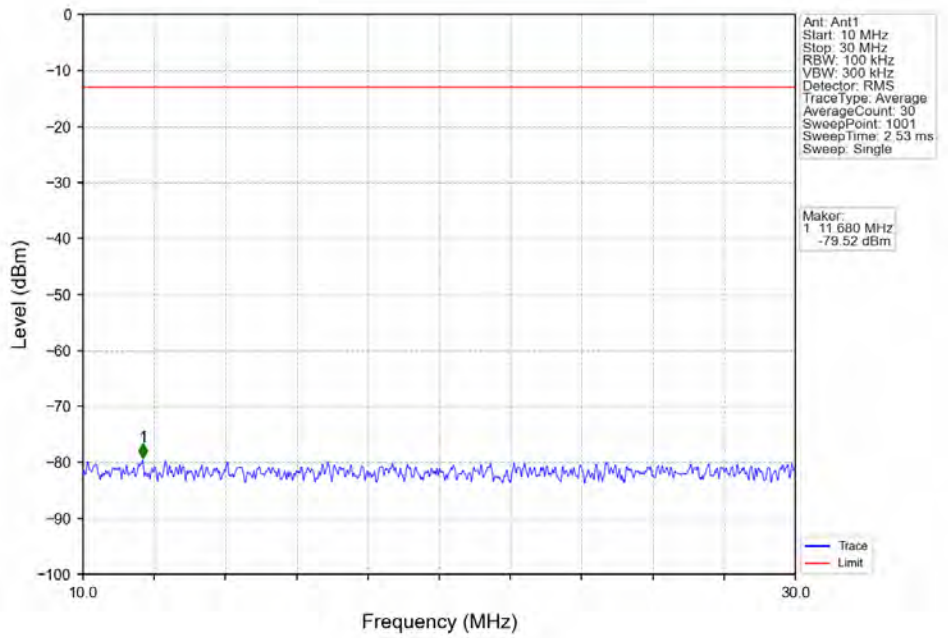
Band4_3MHz_16QAM_HCH_1753.5MHz_RB_1_0_NTNV



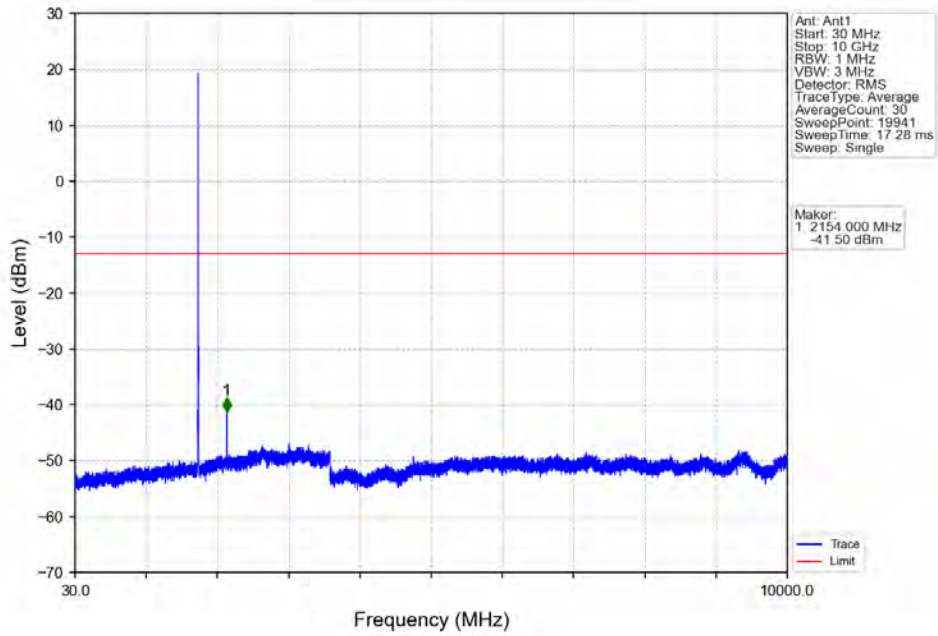
Band4_3MHz_16QAM_HCH_1753.5MHz_RB_1_0_NTNV



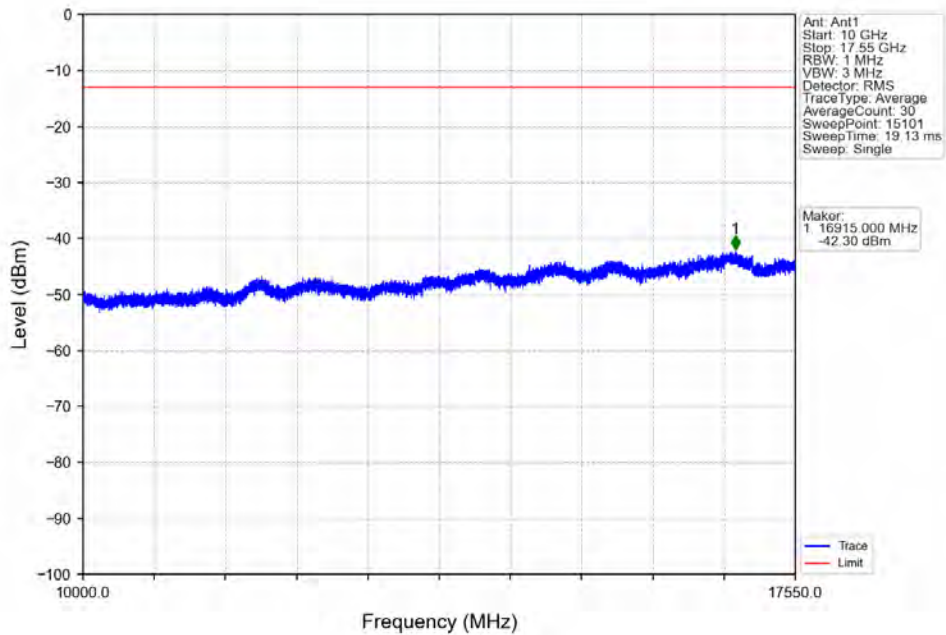
Band4_3MHz_16QAM_HCH_1753.5MHz_RB_1_0_NTNV



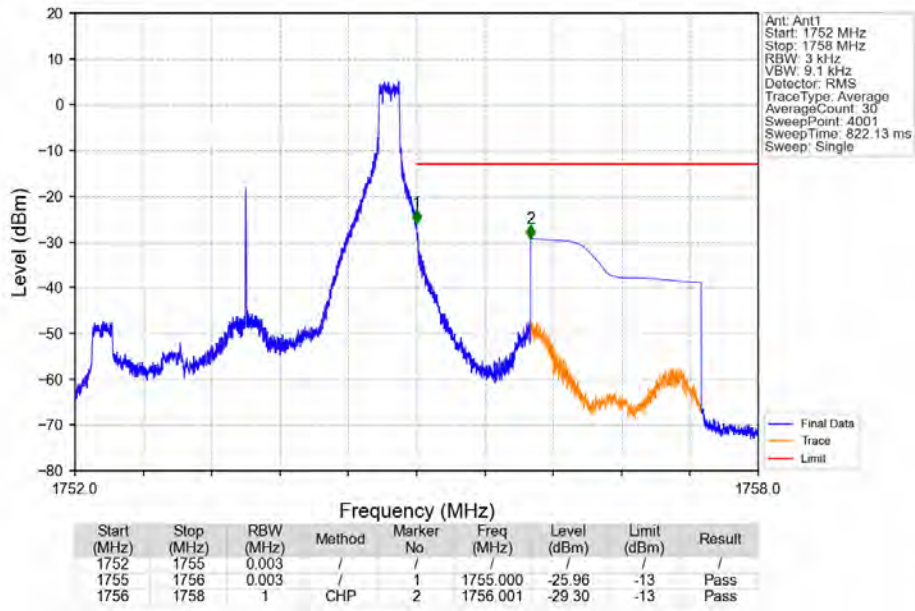
Band4_3MHz_16QAM_HCH_1753.5MHz_RB_1_0_NTNV



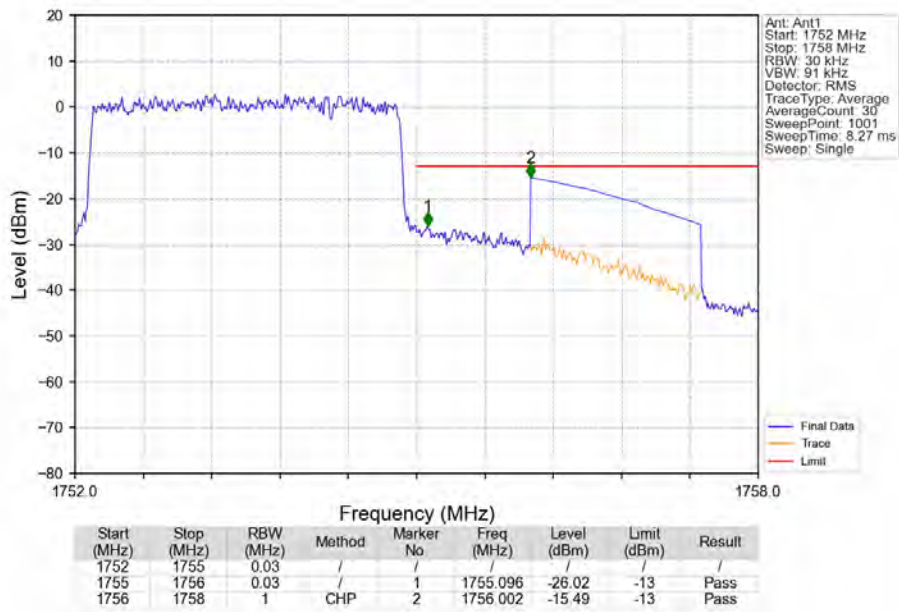
Band4_3MHz_16QAM_HCH_1753.5MHz_RB_1_0_NTNV



Band4_3MHz_16QAM_HCH_1753.5MHz_RB_1_14_NTNV



Band4_3MHz_16QAM_HCH_1753.5MHz_RB_15_0_NTNV

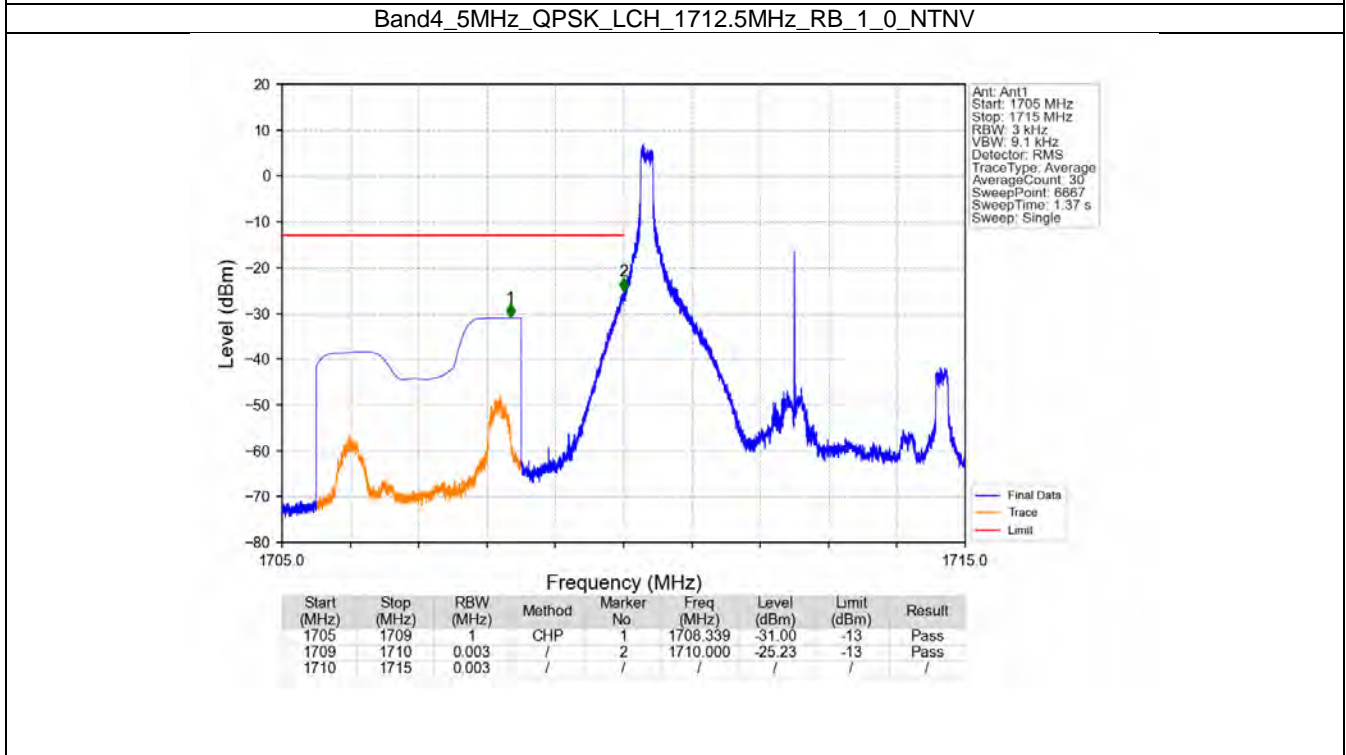
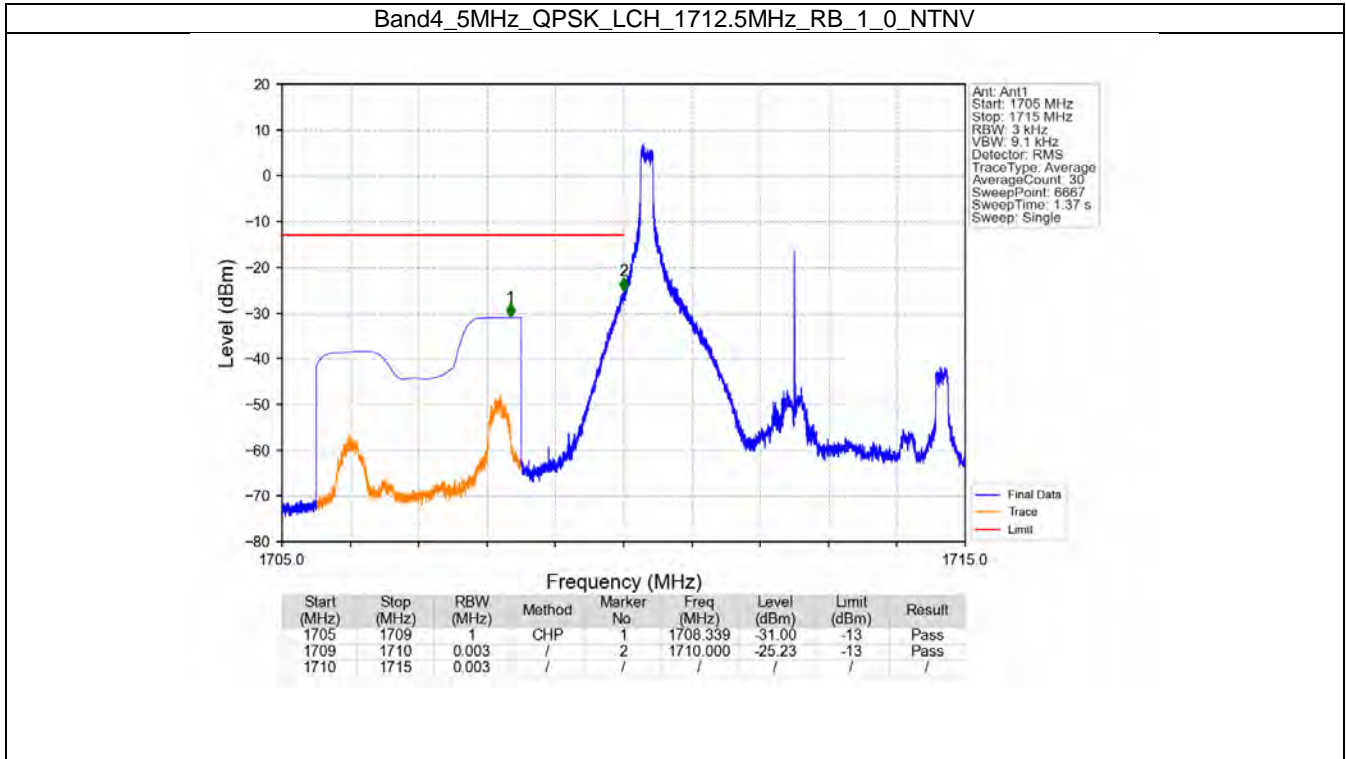


6.3 B4_5MHz

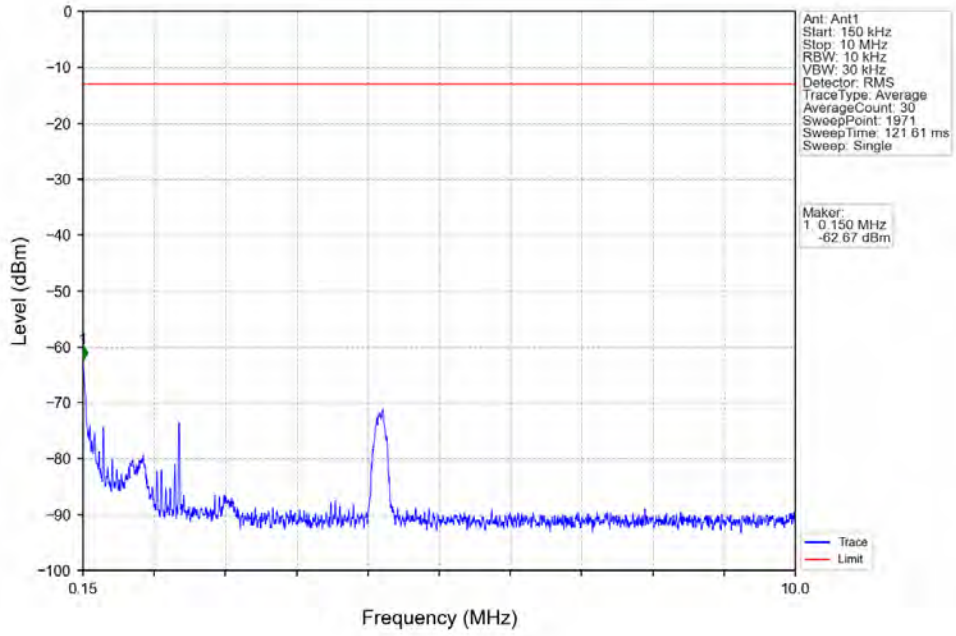
6.3.1 Test Result

Band: 4 / Bandwidth: 5MHz / NTN						
Modulation	Frequency (MHz)	RB Allocation		Spurious Emission		Verdict
		Size	Offset	Result	Limit	
QPSK	1712.5	1	0	Refer To Test Graph		Pass
		25	0	Refer To Test Graph		Pass
	1752.5	1	0	Refer To Test Graph		Pass
		1	0	Refer To Test Graph		Pass
			24	Refer To Test Graph		Pass
		25	0	Refer To Test Graph		Pass
16QAM	1712.5	1	0	Refer To Test Graph		Pass
		25	0	Refer To Test Graph		Pass
	1752.5	1	0	Refer To Test Graph		Pass
		1	0	Refer To Test Graph		Pass
			24	Refer To Test Graph		Pass
		25	0	Refer To Test Graph		Pass

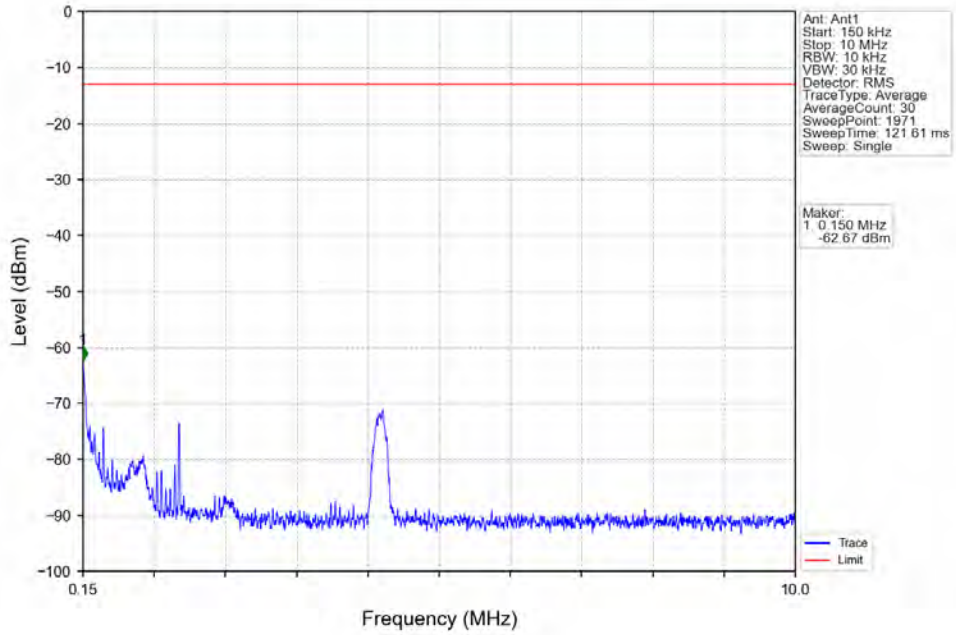
6.3.2 Test Graph



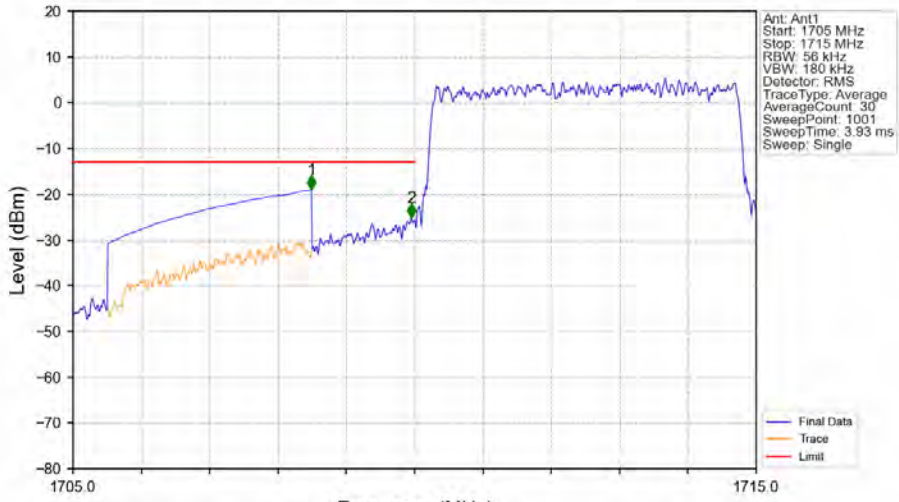
Band4_5MHz_QPSK_LCH_1712.5MHz_RB_1_0_NTNV



Band4_5MHz_QPSK_LCH_1712.5MHz_RB_1_0_NTNV

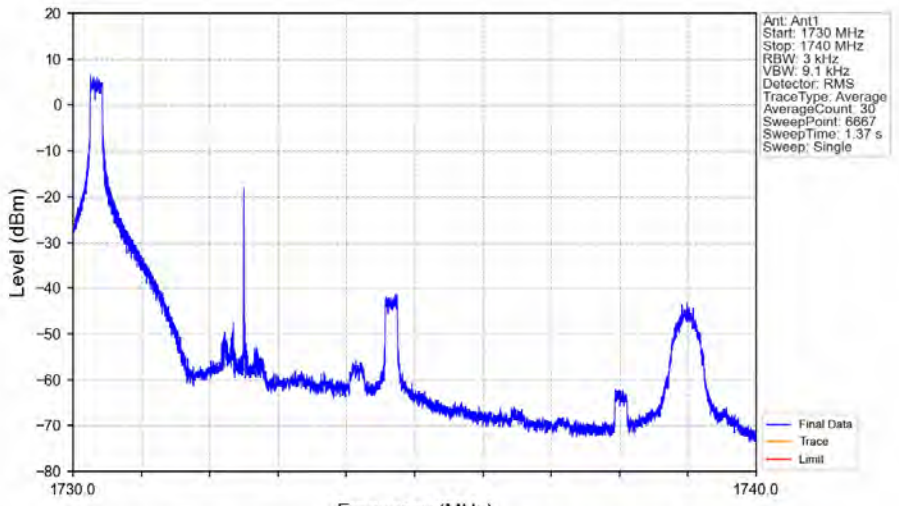


Band4_5MHz_QPSK_LCH_1712.5MHz_RB_25_0_NTNV



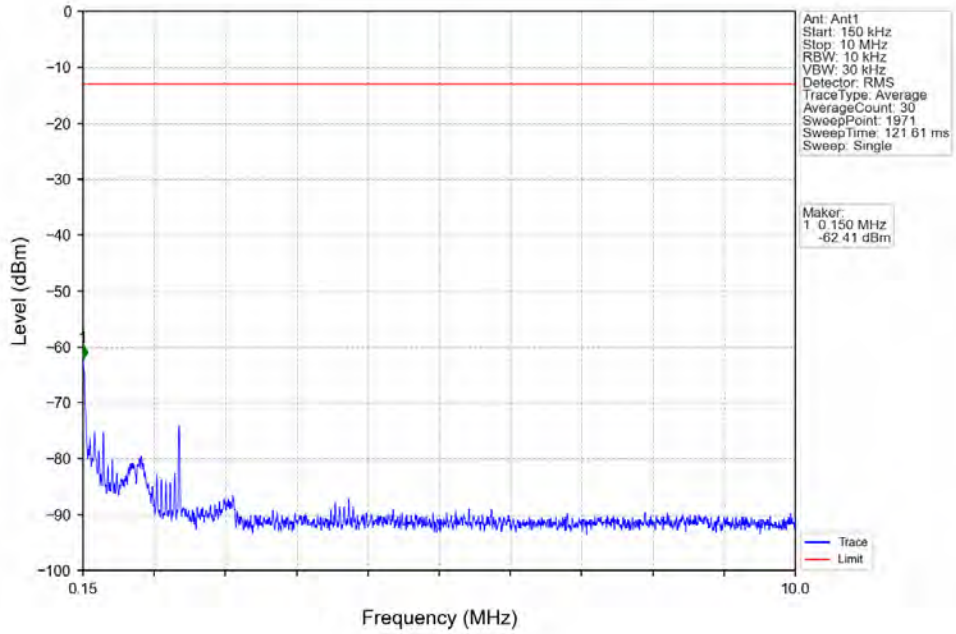
Start (MHz)	Stop (MHz)	RBW (MHz)	Method	Marker No	Freq (MHz)	Level (dBm)	Limit (dBm)	Result
1705	1709	1	CHP	1	1708.490	-18.99	-13	Pass
1709	1710	0.056	/	2	1709.950	-25.15	-13	Pass
1710	1715	0.056	/	/	/	/	/	/

Band4_5MHz_QPSK_MCH_1732.5MHz_RB_1_0_NTNV

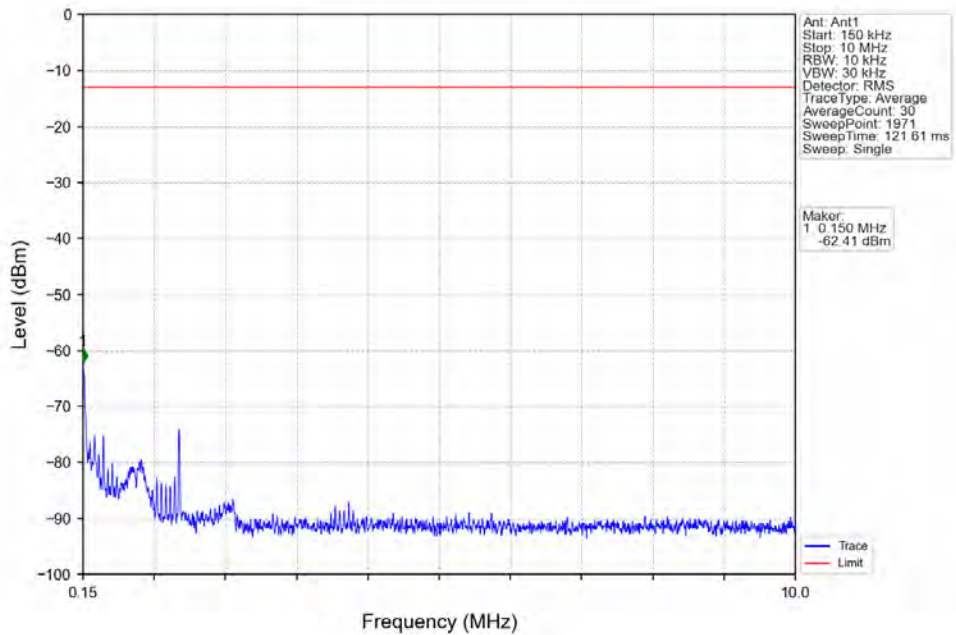


Start (MHz)	Stop (MHz)	RBW (MHz)	Method	Marker No	Freq (MHz)	Level (dBm)	Limit (dBm)	Result
1730	1740	0.003	/	/	/	/	/	/

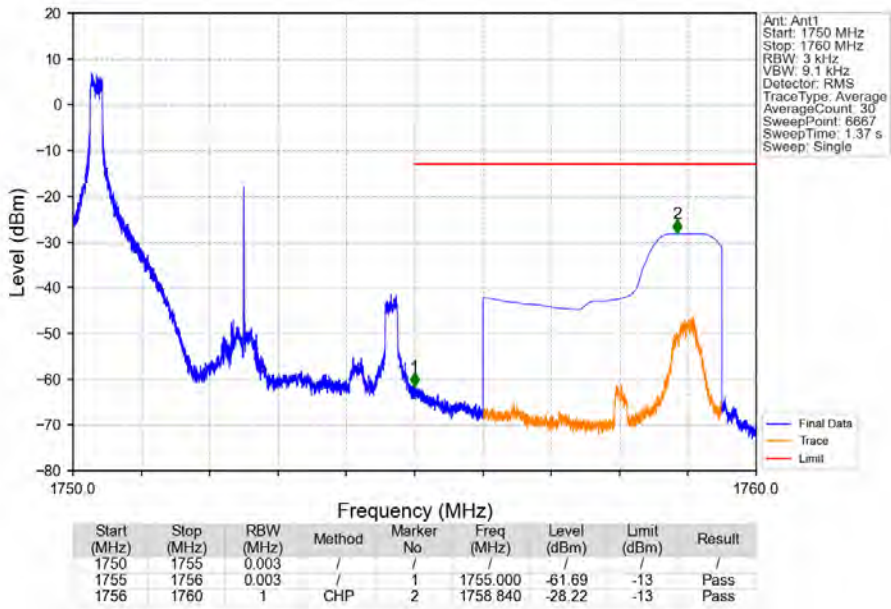
Band4_5MHz_QPSK_MCH_1732.5MHz_RB_1_0_NTNV



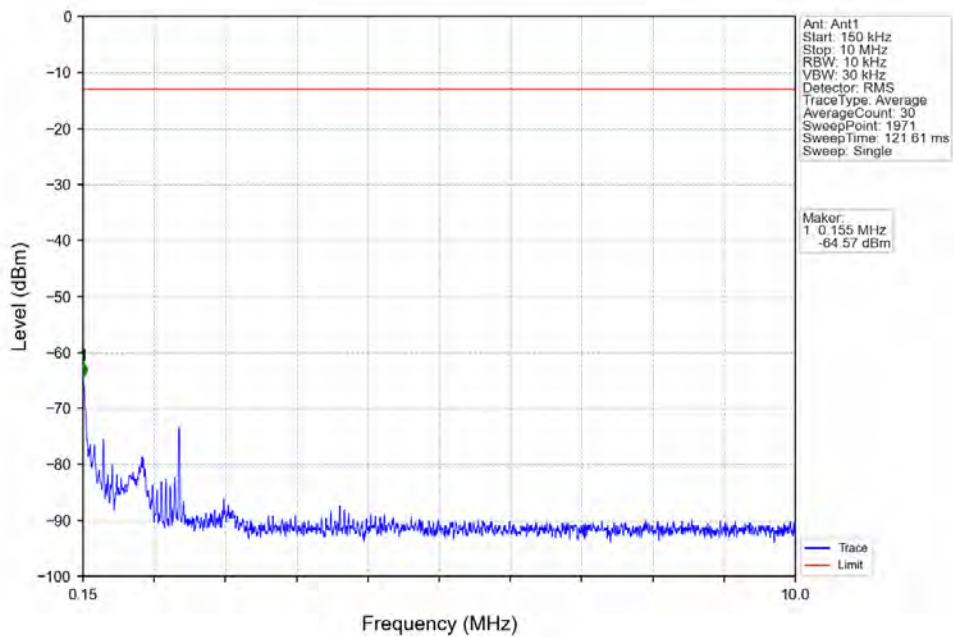
Band4_5MHz_QPSK_MCH_1732.5MHz_RB_1_0_NTNV



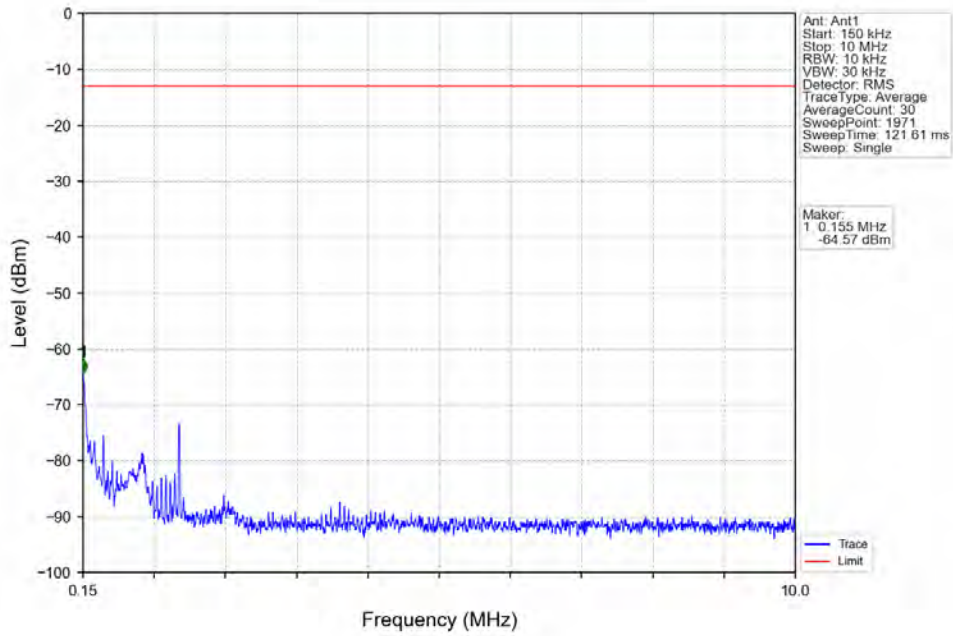
Band4_5MHz_QPSK_HCH_1752.5MHz_RB_1_0_NTNV



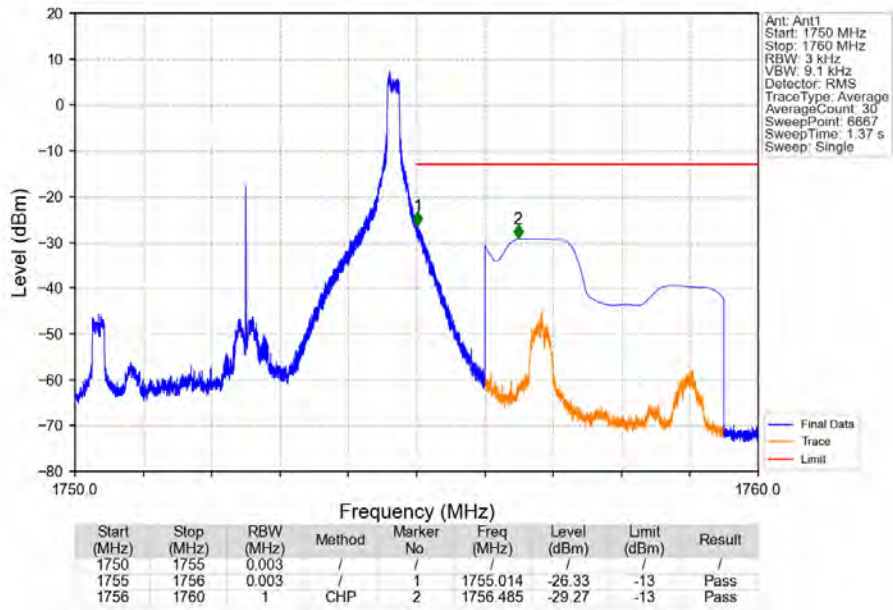
Band4_5MHz_QPSK_HCH_1752.5MHz_RB_1_0_NTNV



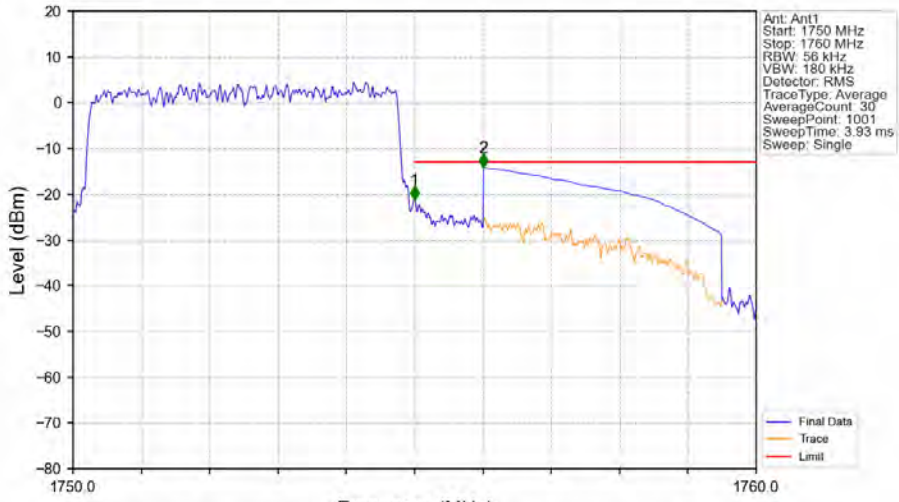
Band4_5MHz_QPSK_HCH_1752.5MHz_RB_1_0_NTNV



Band4_5MHz_QPSK_HCH_1752.5MHz_RB_1_24_NTNV

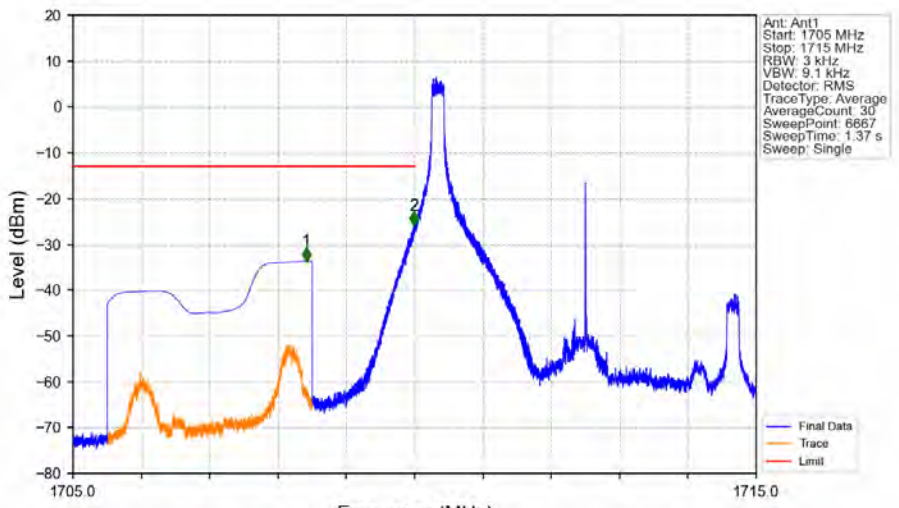


Band4_5MHz_QPSK_HCH_1752.5MHz_RB_25_0_NTNV



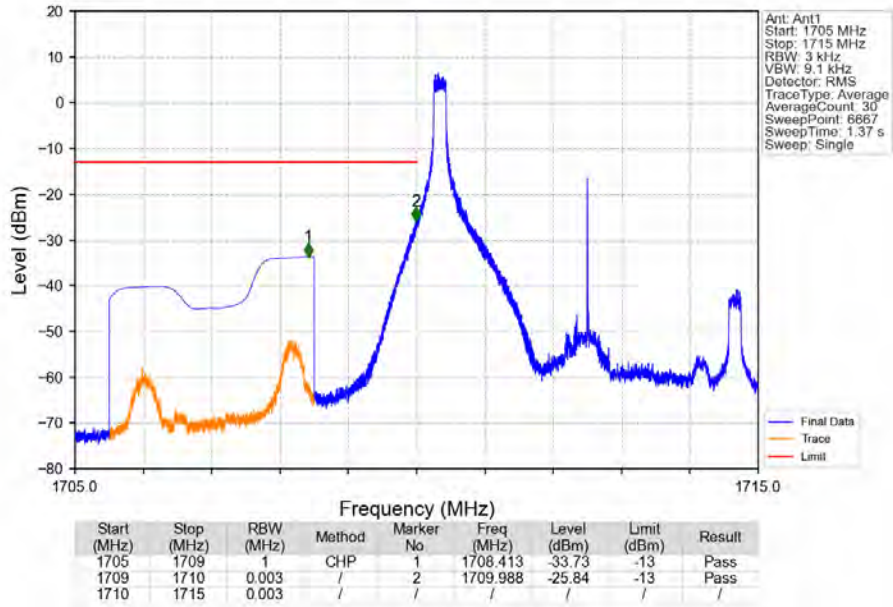
Start (MHz)	Stop (MHz)	RBW (MHz)	Method	Marker No	Freq (MHz)	Level (dBm)	Limit (dBm)	Result
1750	1755	0.056	/	/	/	/	/	/
1755	1756	0.056	/	1	1755.000	-21.22	-13	Pass
1756	1760	1	CHP	2	1756.010	-14.16	-13	Pass

Band4_5MHz_16QAM_LCH_1712.5MHz_RB_1_0_NTNV

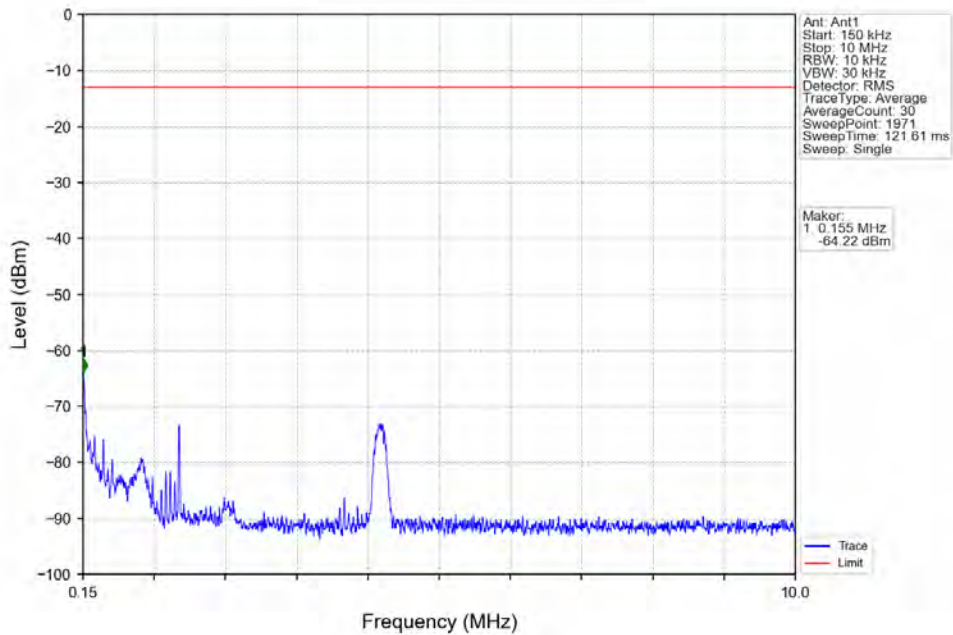


Start (MHz)	Stop (MHz)	RBW (MHz)	Method	Marker No	Freq (MHz)	Level (dBm)	Limit (dBm)	Result
1705	1709	1	CHP	1	1708.413	-33.73	-13	Pass
1709	1710	0.003	/	2	1709.988	-25.84	-13	Pass
1710	1715	0.003	/	/	/	/	/	/

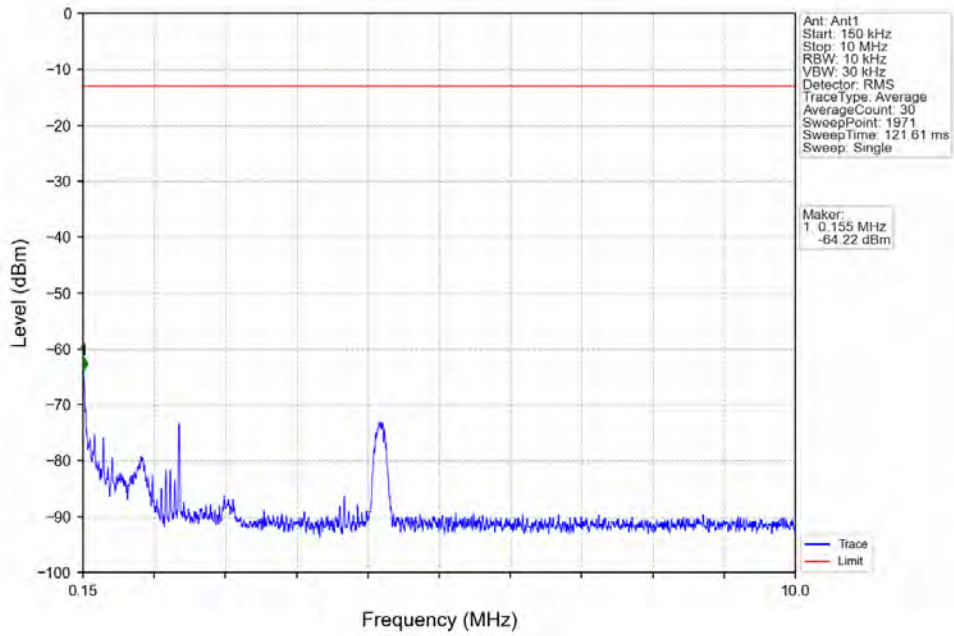
Band4_5MHz_16QAM_LCH_1712.5MHz_RB_1_0_NTNV



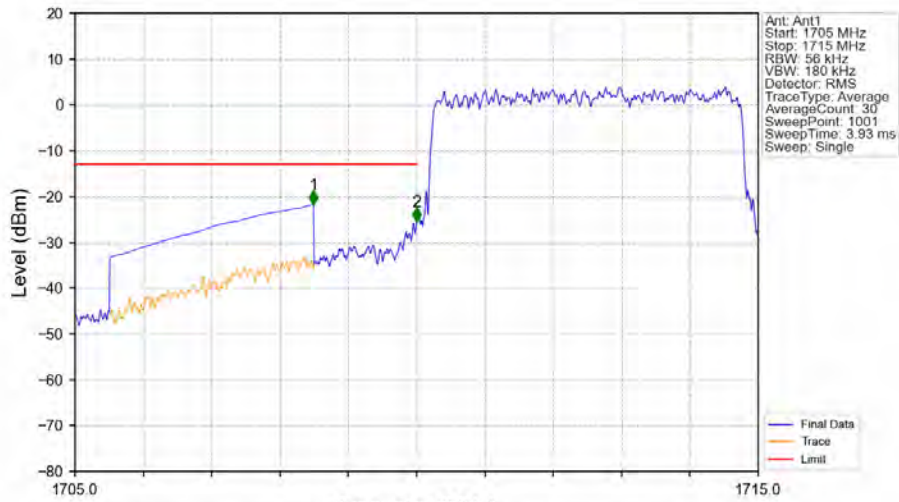
Band4_5MHz_16QAM_LCH_1712.5MHz_RB_1_0_NTNV



Band4_5MHz_16QAM_LCH_1712.5MHz_RB_1_0_NTNV

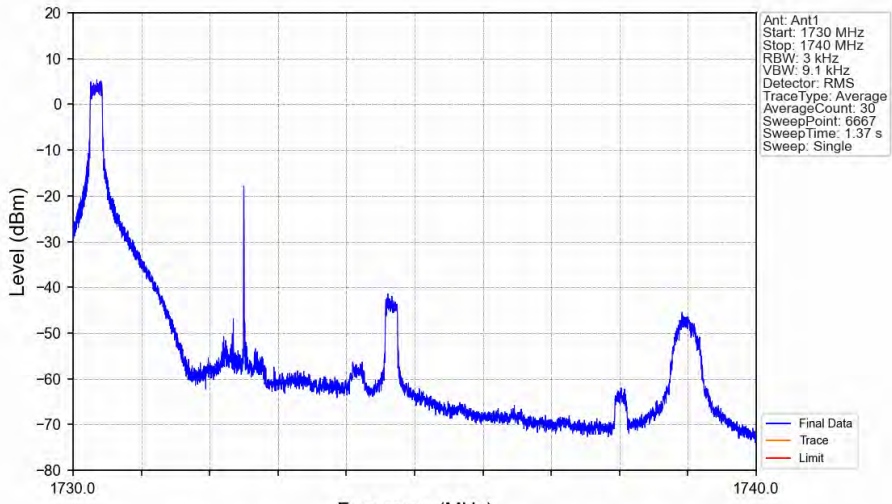


Band4_5MHz_16QAM_LCH_1712.5MHz_RB_25_0_NTNV



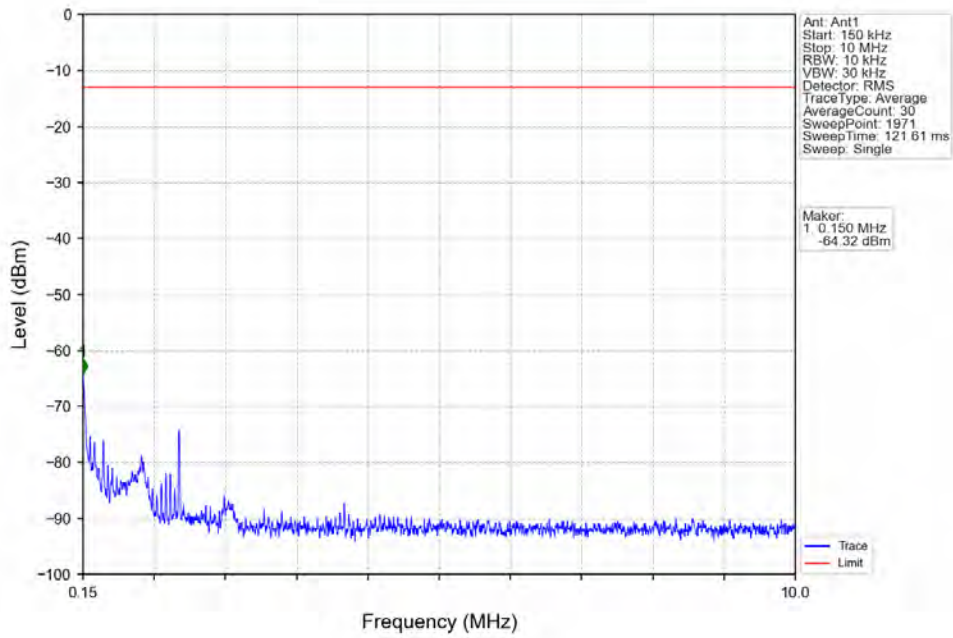
Start (MHz)	Stop (MHz)	RBW (MHz)	Method	Marker No	Freq (MHz)	Level (dBm)	Limit (dBm)	Result
1705	1709	1	CHP	1	1708.490	-21.77	-13	Pass
1709	1710	0.056	/	2	1710.000	-25.45	-13	Pass
1710	1715	0.056	/	/	/	/	/	/

Band4_5MHz_16QAM_MCH_1732.5MHz_RB_1_0_NTNV

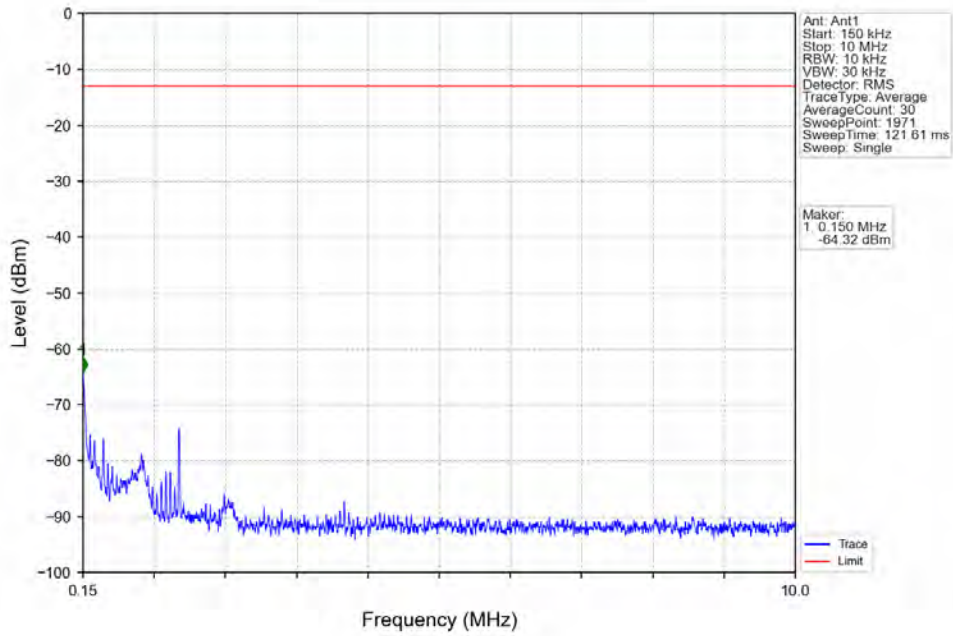


Start (MHz)	Stop (MHz)	RBW (MHz)	Method	Marker No.	Freq (MHz)	Level (dBm)	Limit (dBm)	Result
1730	1740	0.003	/	/	/	/	/	/

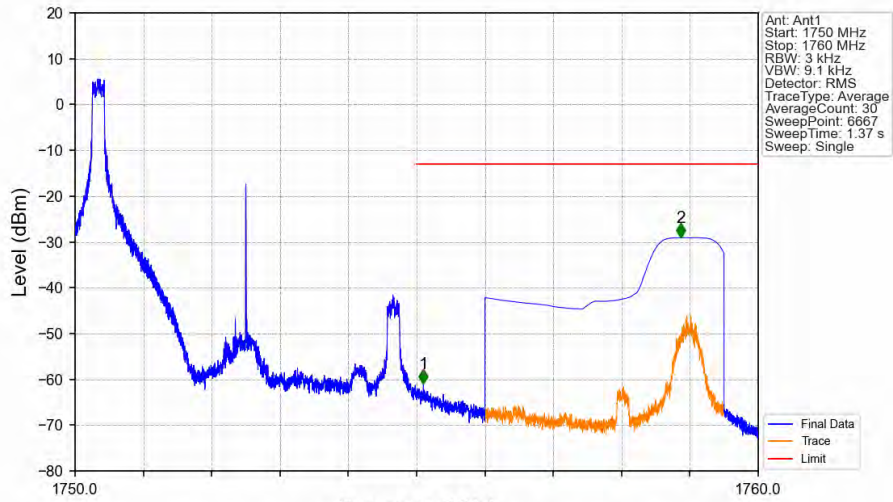
Band4_5MHz_16QAM_MCH_1732.5MHz_RB_1_0_NTNV



Band4_5MHz_16QAM_MCH_1732.5MHz_RB_1_0_NTNV

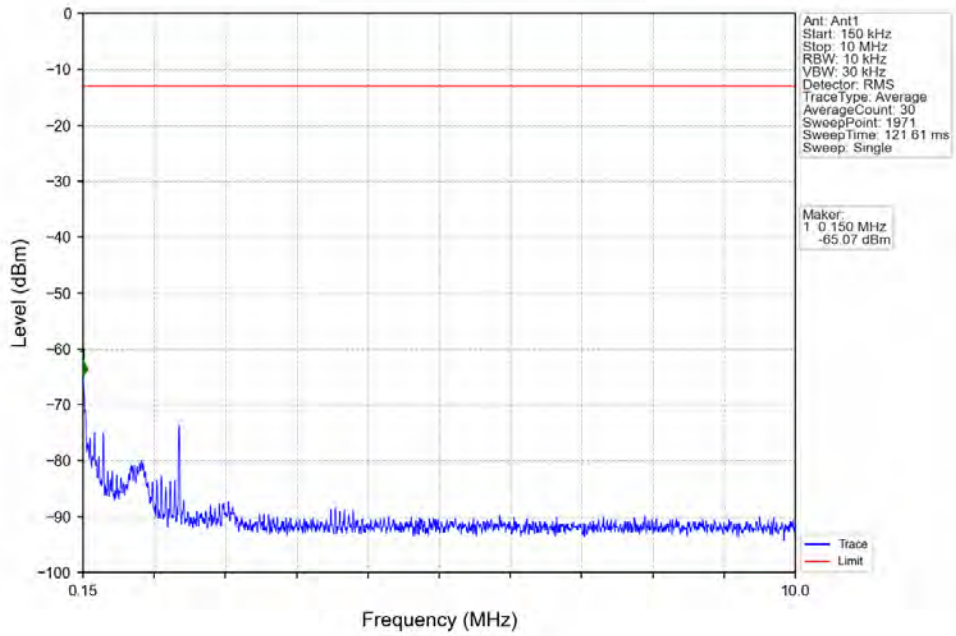


Band4_5MHz_16QAM_HCH_1752.5MHz_RB_1_0_NTNV

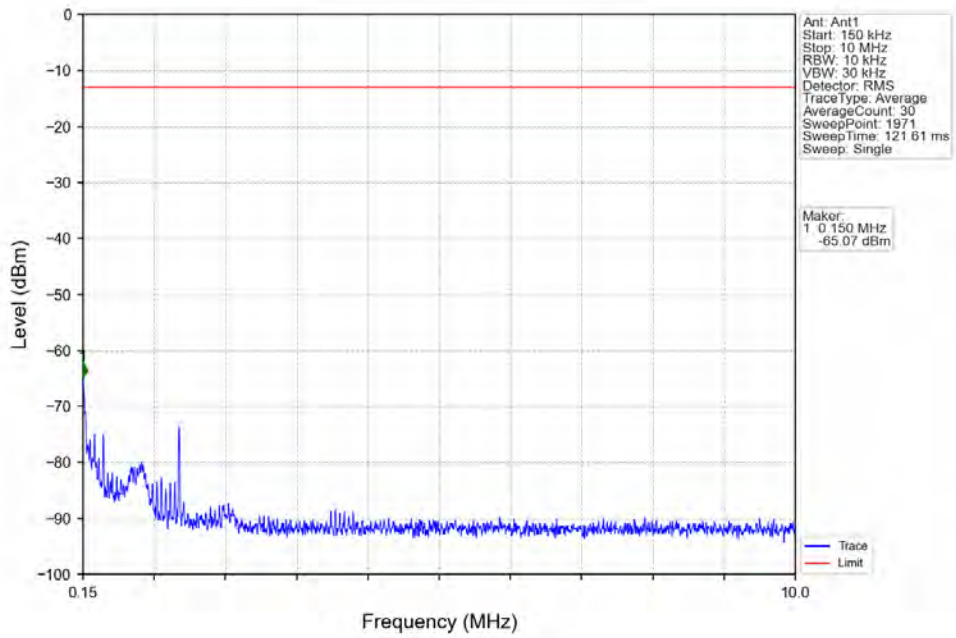


Start (MHz)	Stop (MHz)	RBW (MHz)	Method	Marker No.	Freq (MHz)	Level (dBm)	Limit (dBm)	Result
1750	1755	0.003	/	/	/	/	/	/
1755	1756	0.003	/	1	1755.099	-60.99	-13	Pass
1756	1760	1	CHP	2	1758.867	-29.10	-13	Pass

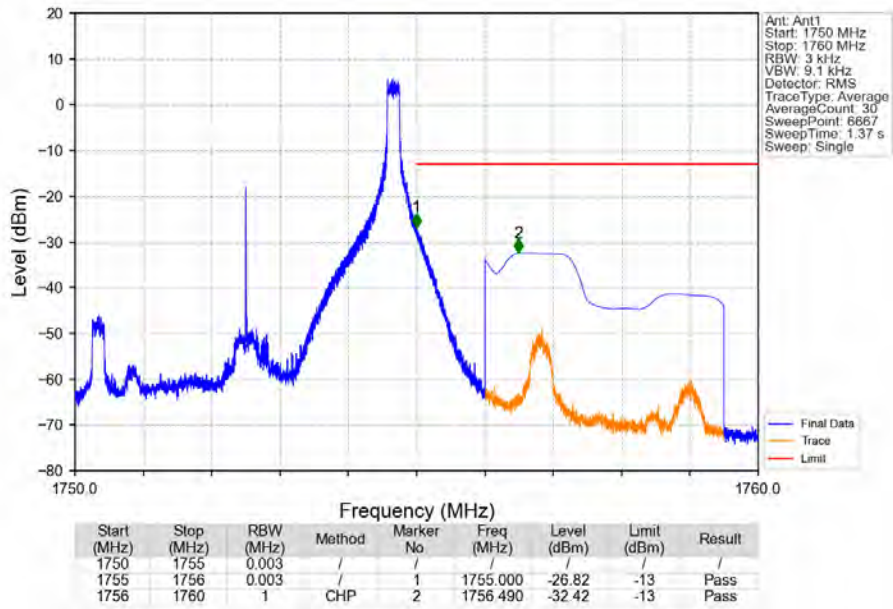
Band4_5MHz_16QAM_HCH_1752.5MHz_RB_1_0_NTNV



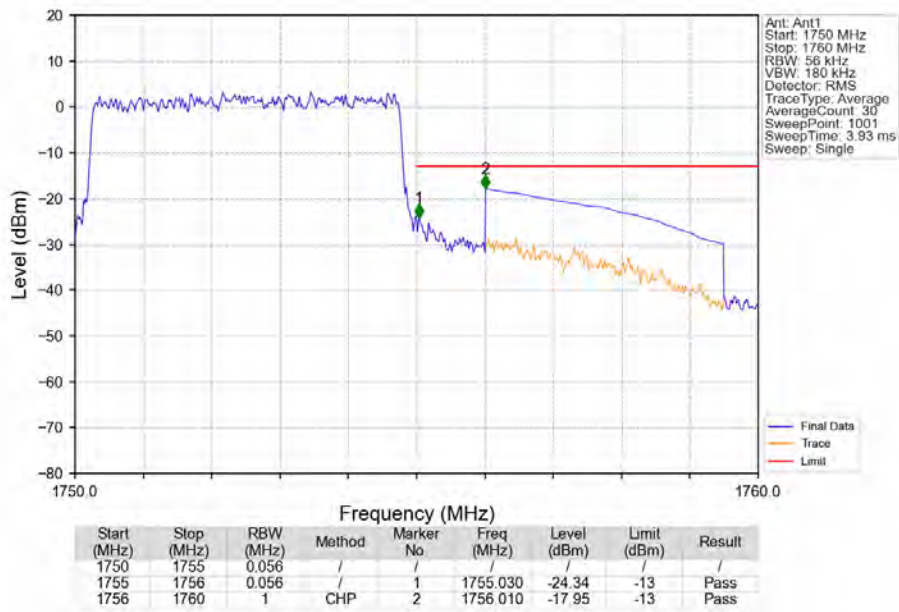
Band4_5MHz_16QAM_HCH_1752.5MHz_RB_1_0_NTNV



Band4_5MHz_16QAM_HCH_1752.5MHz_RB_1_24_NTNV



Band4_5MHz_16QAM_HCH_1752.5MHz_RB_25_0_NTNV

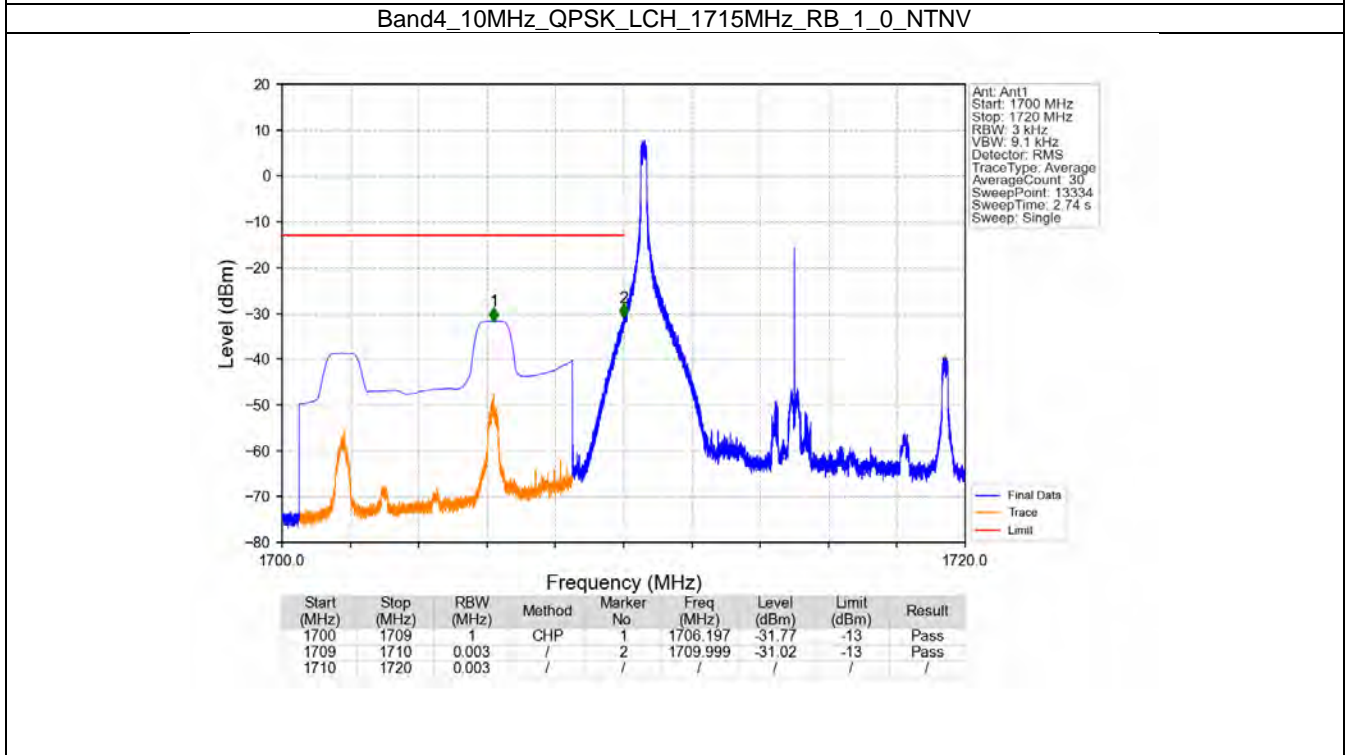
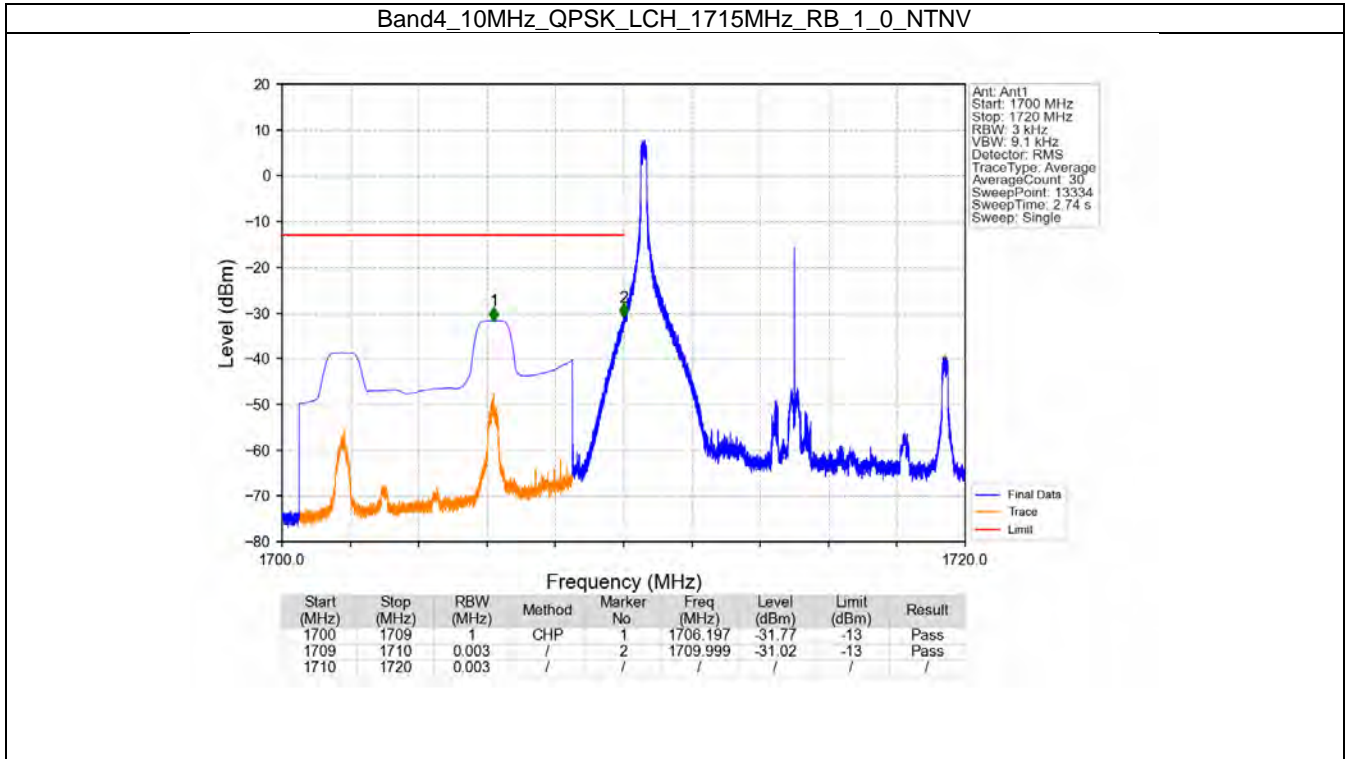


6.4 B4_10MHz

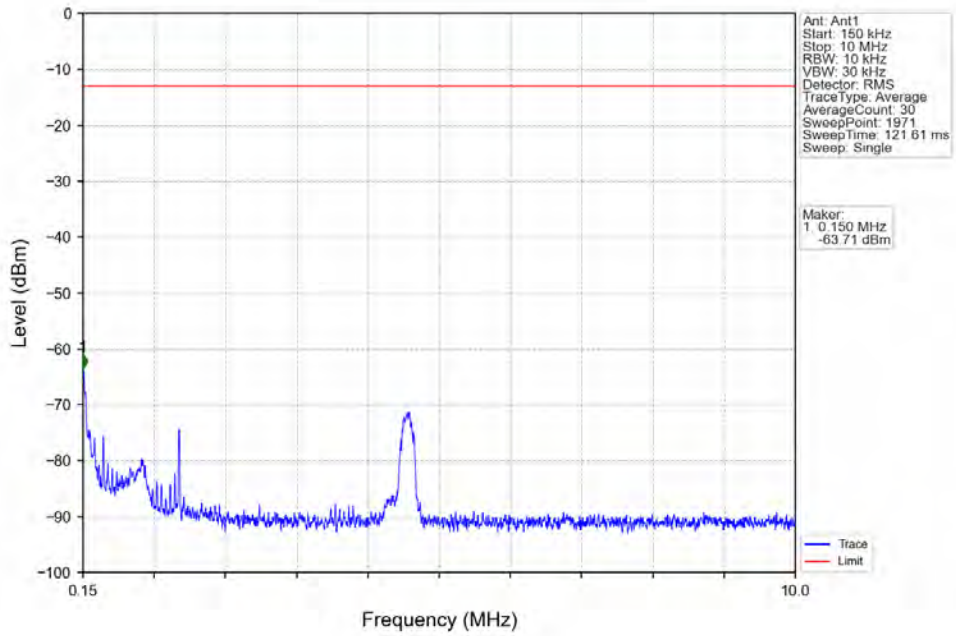
6.4.1 Test Result

Band: 4 / Bandwidth: 10MHz / NTV						
Modulation	Frequency (MHz)	RB Allocation		Spurious Emission		Verdict
		Size	Offset	Result	Limit	
QPSK	1715	1	0	Refer To Test Graph		Pass
		50	0	Refer To Test Graph		Pass
	1732.5	1	0	Refer To Test Graph		Pass
	1750	1	0	Refer To Test Graph		Pass
			49	Refer To Test Graph		Pass
		50	0	Refer To Test Graph		Pass
16QAM	1715	1	0	Refer To Test Graph		Pass
		50	0	Refer To Test Graph		Pass
	1732.5	1	0	Refer To Test Graph		Pass
	1750	1	0	Refer To Test Graph		Pass
			49	Refer To Test Graph		Pass
		50	0	Refer To Test Graph		Pass

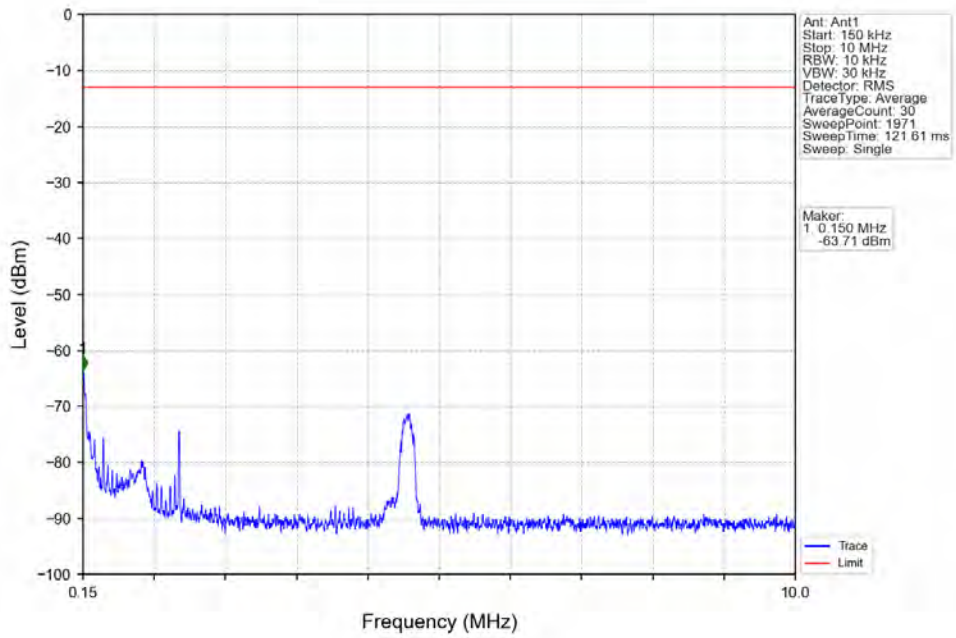
6.4.2 Test Graph



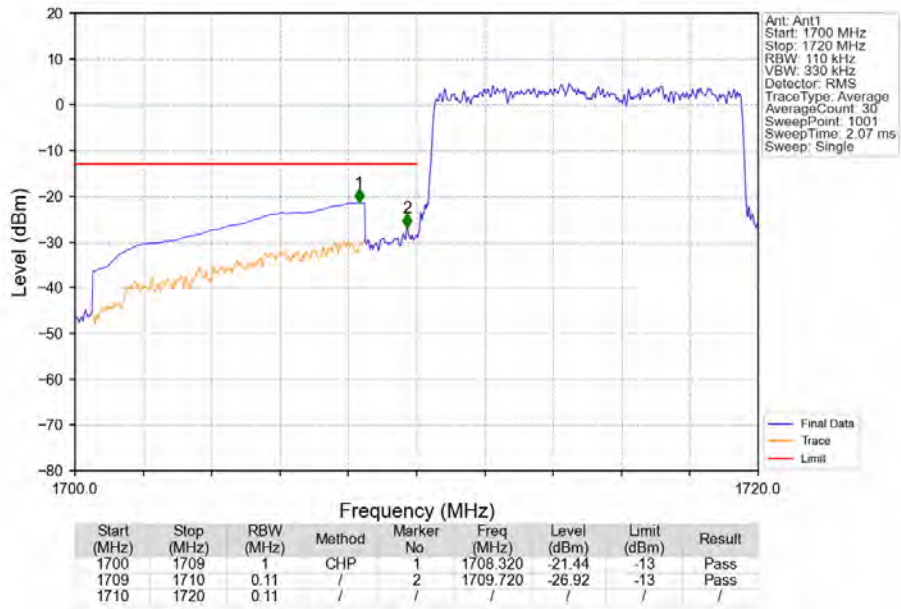
Band4_10MHz_QPSK_LCH_1715MHz_RB_1_0_NTNV



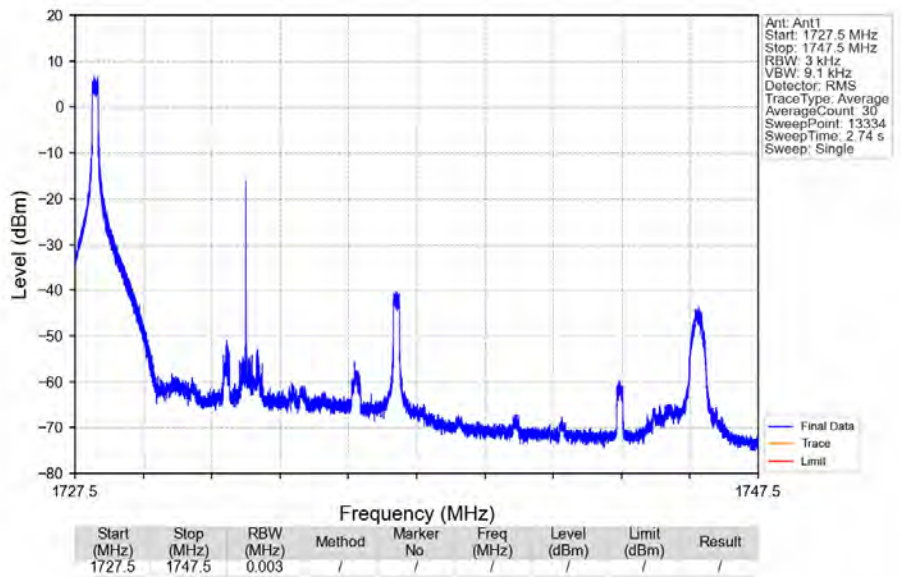
Band4_10MHz_QPSK_LCH_1715MHz_RB_1_0_NTNV



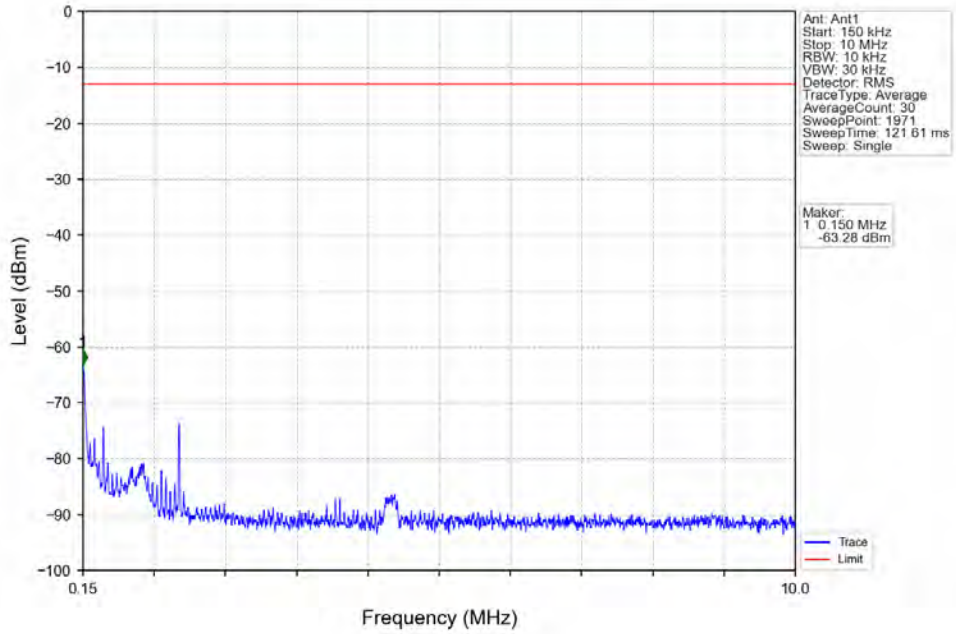
Band4_10MHz_QPSK_LCH_1715MHz_RB_50_0_NTNV



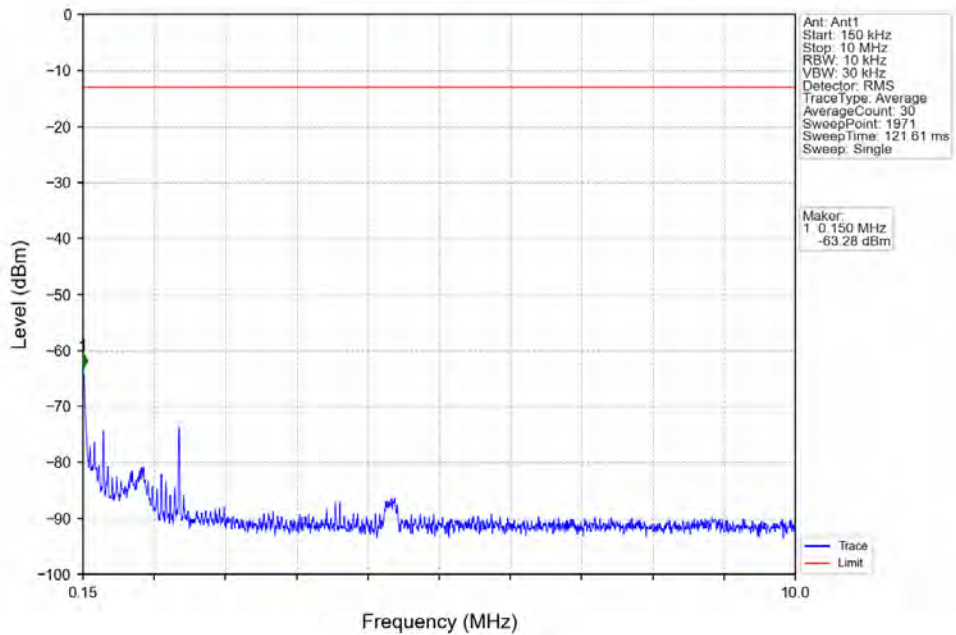
Band4_10MHz_QPSK_MCH_1732.5MHz_RB_1_0_NTNV



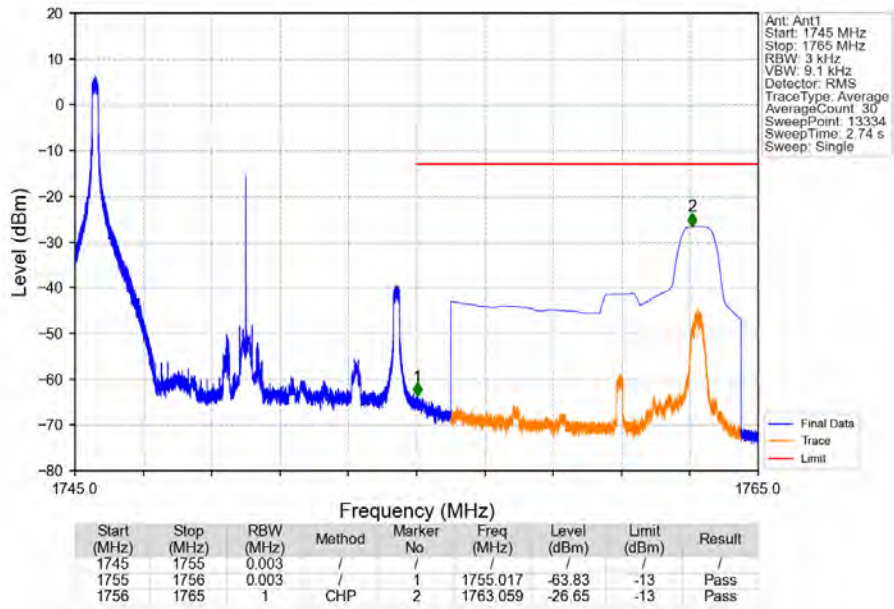
Band4_10MHz_QPSK_MCH_1732.5MHz_RB_1_0_NTNV



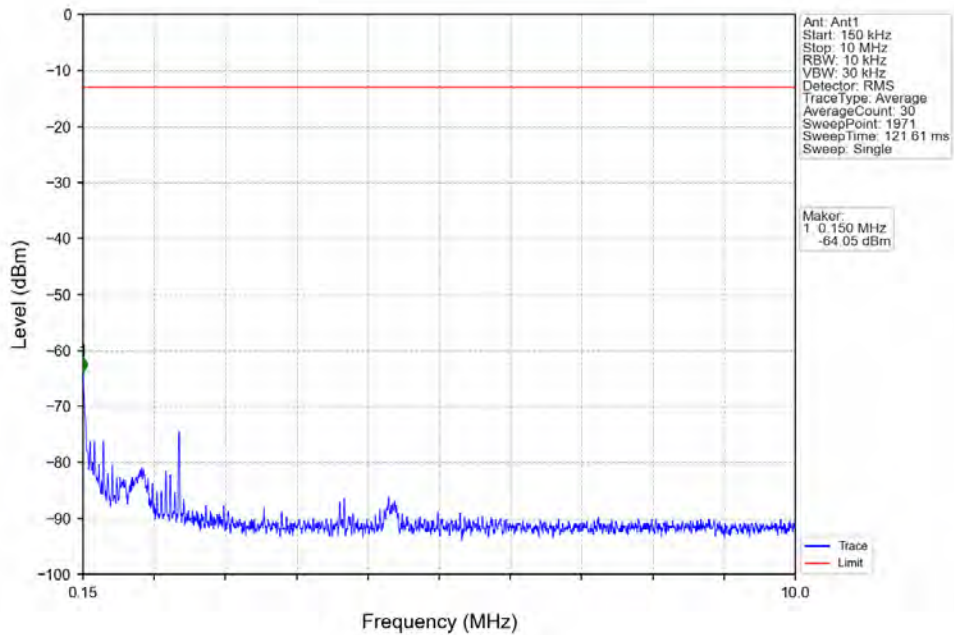
Band4_10MHz_QPSK_MCH_1732.5MHz_RB_1_0_NTNV



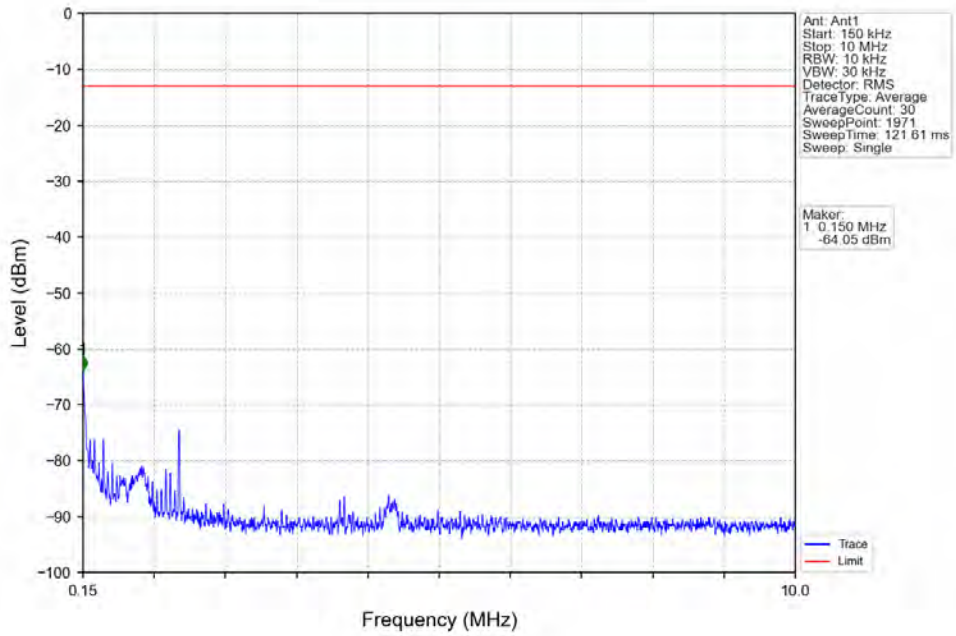
Band4_10MHz_QPSK_HCH_1750MHz_RB_1_0_NTNV



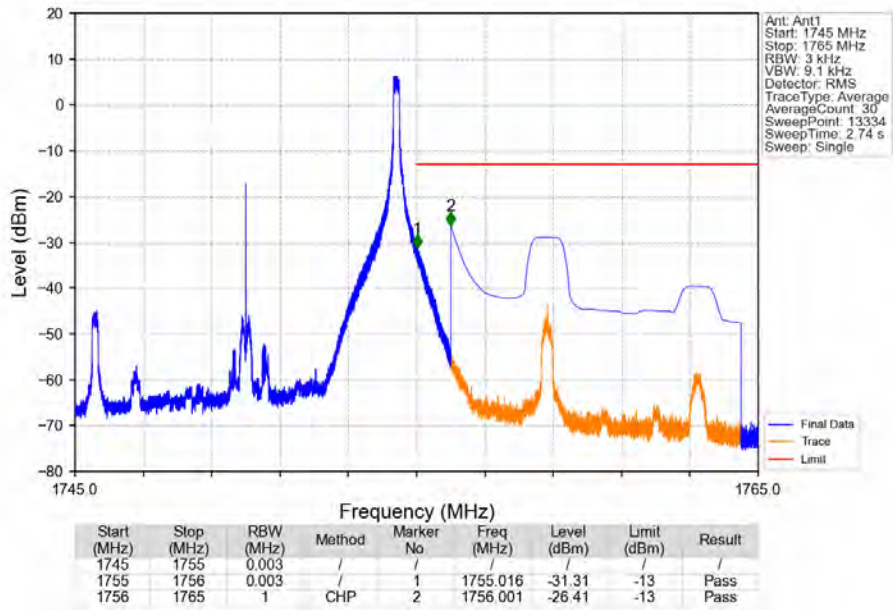
Band4_10MHz_QPSK_HCH_1750MHz_RB_1_0_NTNV



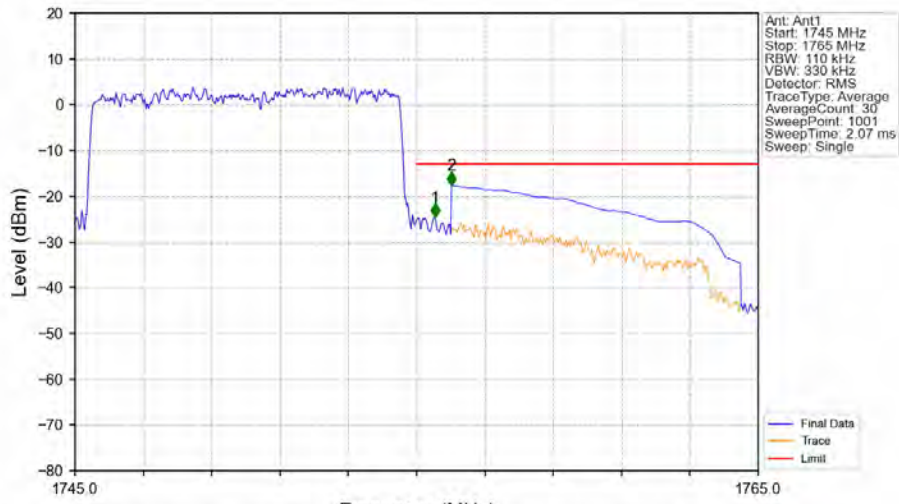
Band4_10MHz_QPSK_HCH_1750MHz_RB_1_0_NTNV



Band4_10MHz_QPSK_HCH_1750MHz_RB_1_49_NTNV

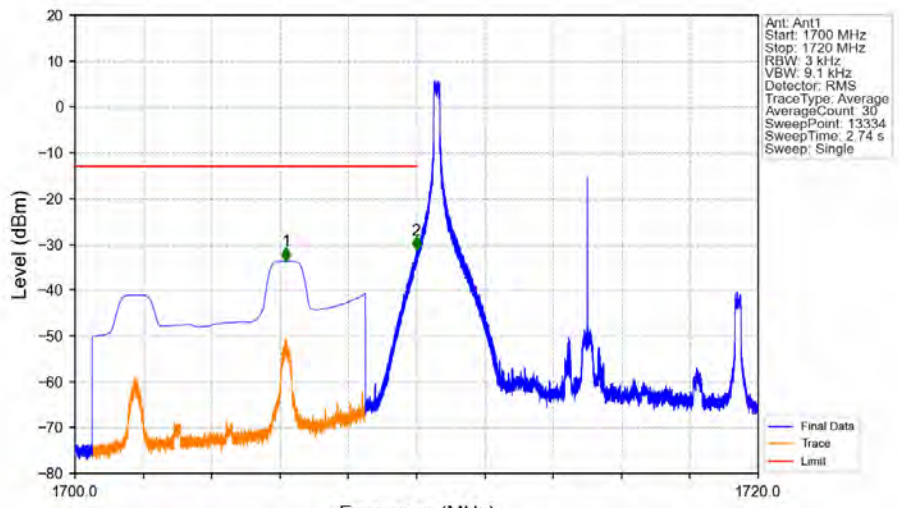


Band4_10MHz_QPSK_HCH_1750MHz_RB_50_0_NTNV



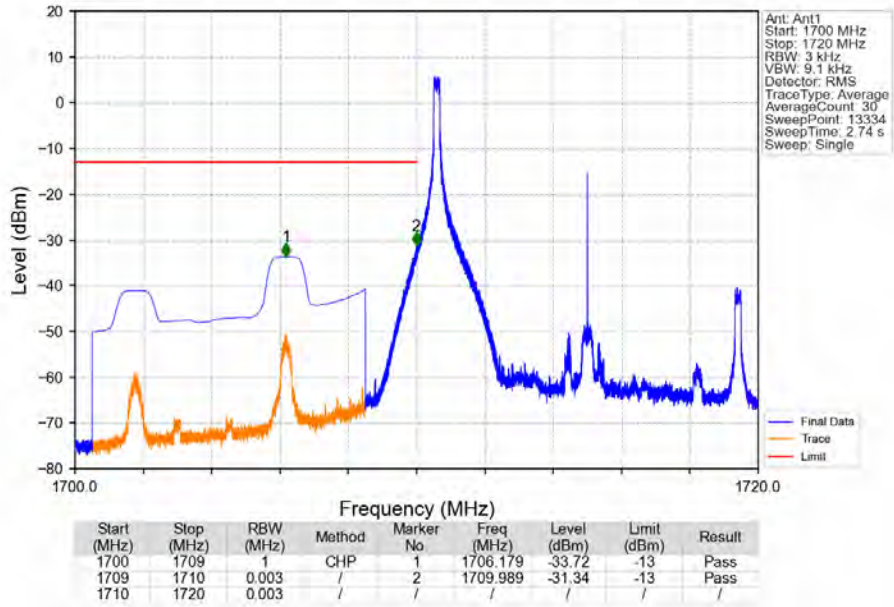
Start (MHz)	Stop (MHz)	RBW (MHz)	Method	Marker No	Freq (MHz)	Level (dBm)	Limit (dBm)	Result
1745	1755	0.11	/	1	1755.540	-24.57	-13	Pass
1756	1765	1	CHP	2	1756.020	-17.66	-13	Pass

Band4_10MHz_16QAM_LCH_1715MHz_RB_1_0_NTNV

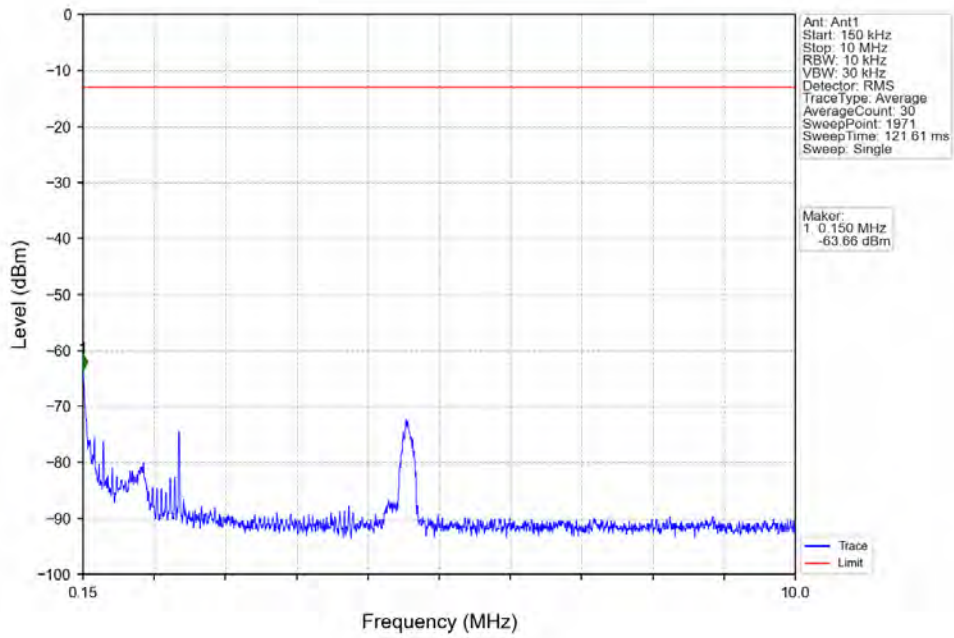


Start (MHz)	Stop (MHz)	RBW (MHz)	Method	Marker No	Freq (MHz)	Level (dBm)	Limit (dBm)	Result
1700	1709	1	CHP	1	1706.179	-33.72	-13	Pass
1709	1710	0.003	/	2	1709.989	-31.34	-13	Pass
1710	1720	0.003	/	/	/	/	/	/

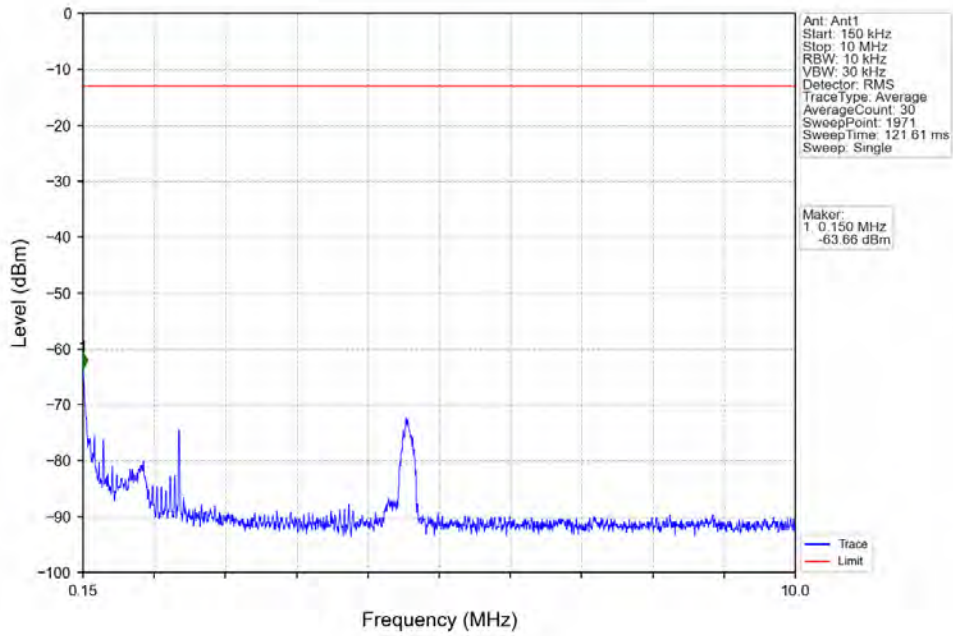
Band4_10MHz_16QAM_LCH_1715MHz_RB_1_0_NTNV



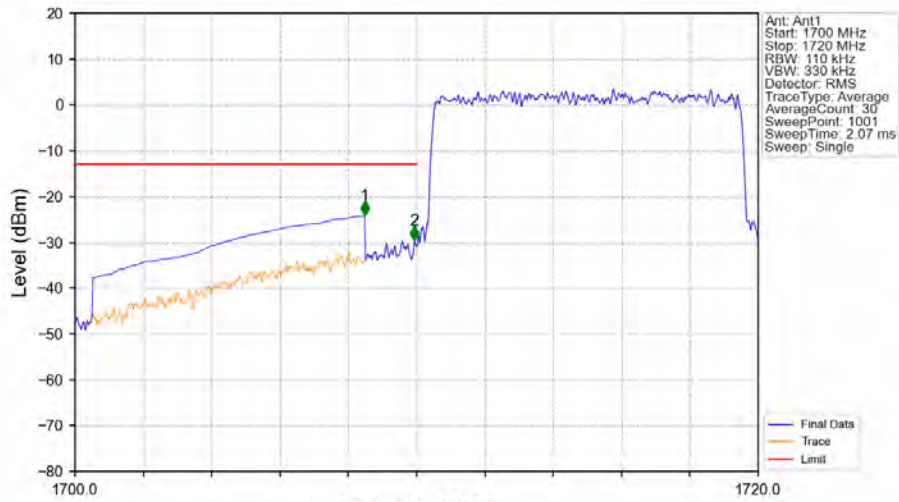
Band4_10MHz_16QAM_LCH_1715MHz_RB_1_0_NTNV



Band4_10MHz_16QAM_LCH_1715MHz_RB_1_0_NTNV

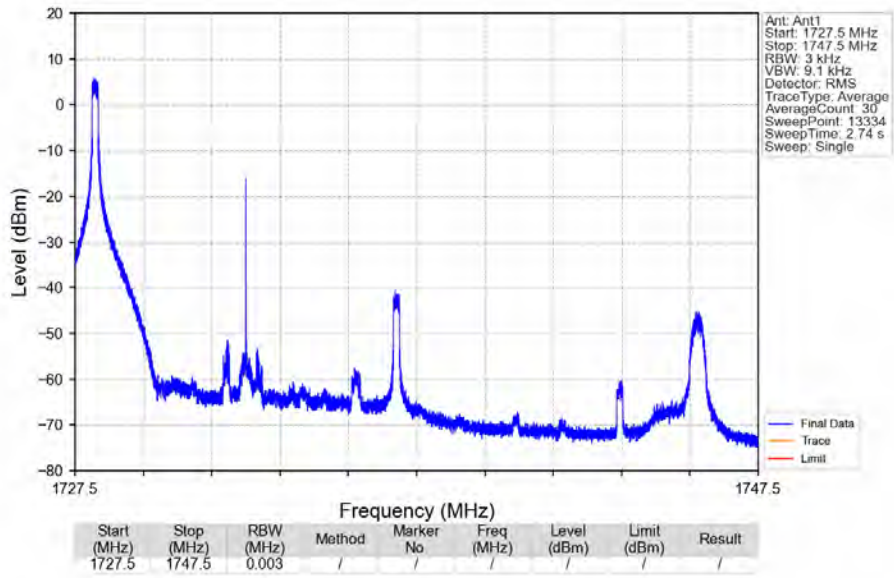


Band4_10MHz_16QAM_LCH_1715MHz_RB_50_0_NTNV

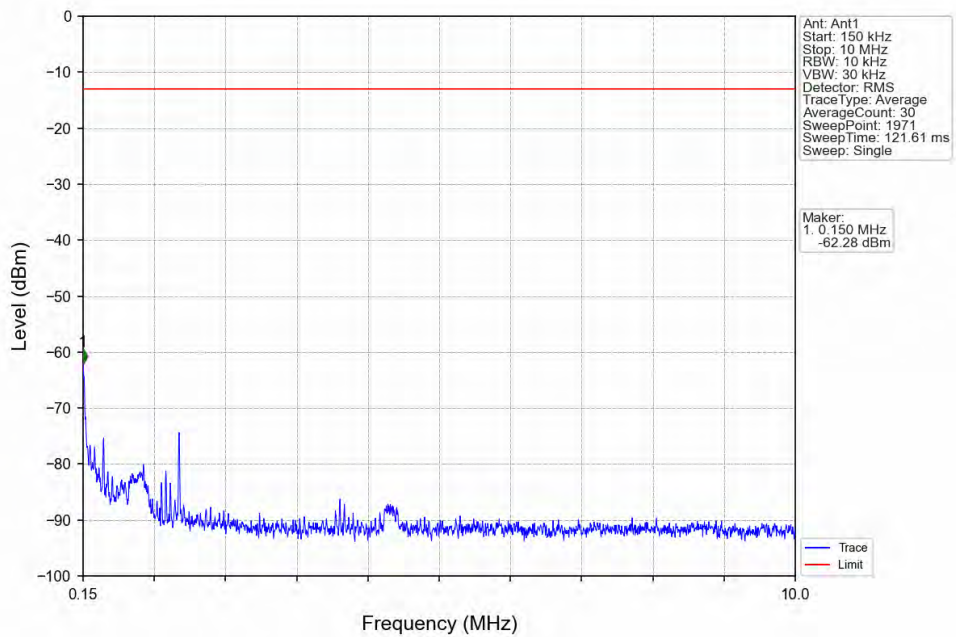


Start (MHz)	Stop (MHz)	RBW (MHz)	Method	Marker No	Freq (MHz)	Level (dBm)	Limit (dBm)	Result
1700	1709	1	CHP	1	1708.480	-24.16	-13	Pass
1709	1710	0.11	/	2	1709.940	-29.59	-13	Pass
1710	1720	0.11	/	/	/	/	/	/

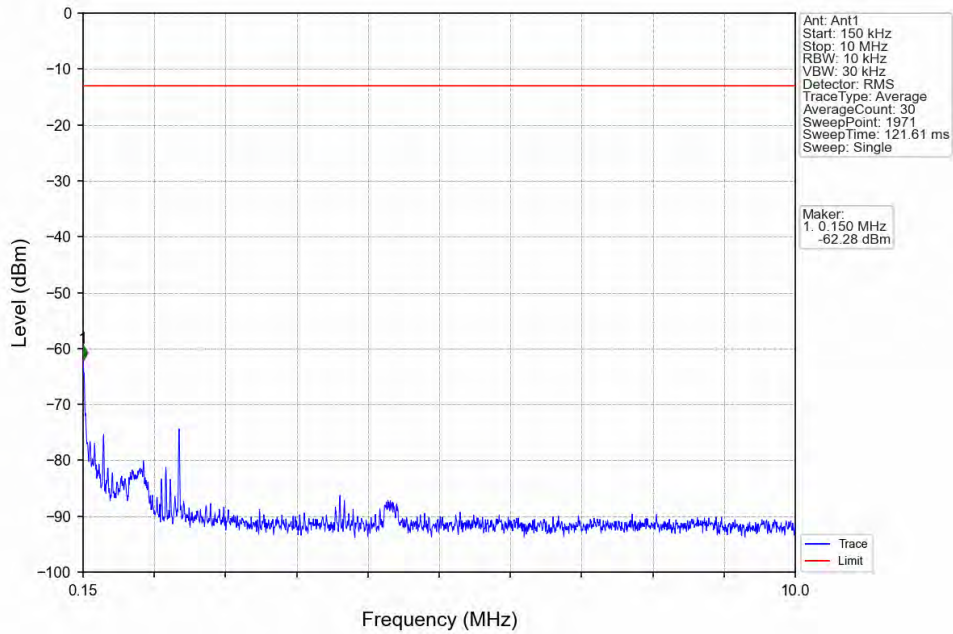
Band4_10MHz_16QAM_MCH_1732.5MHz_RB_1_0_NTNV



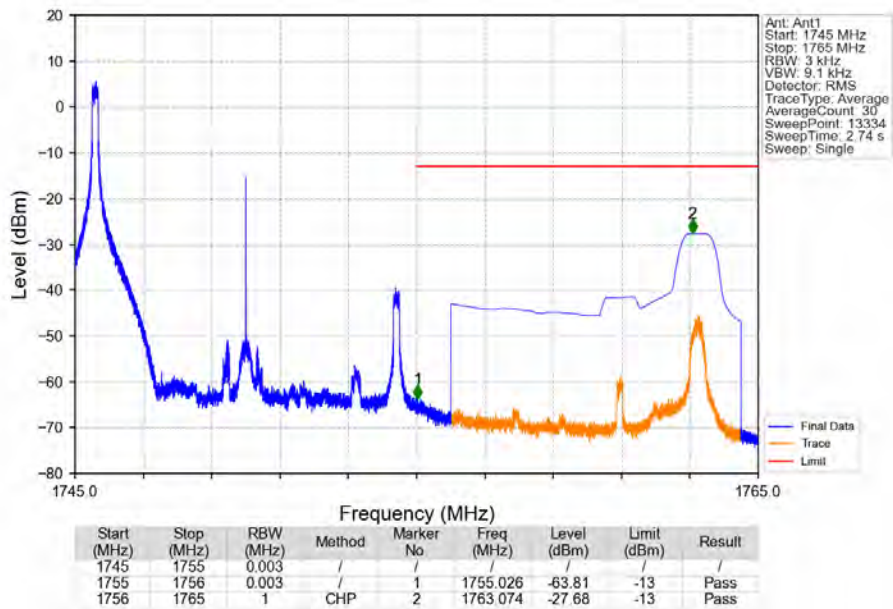
Band4_10MHz_16QAM_MCH_1732.5MHz_RB_1_0_NTNV



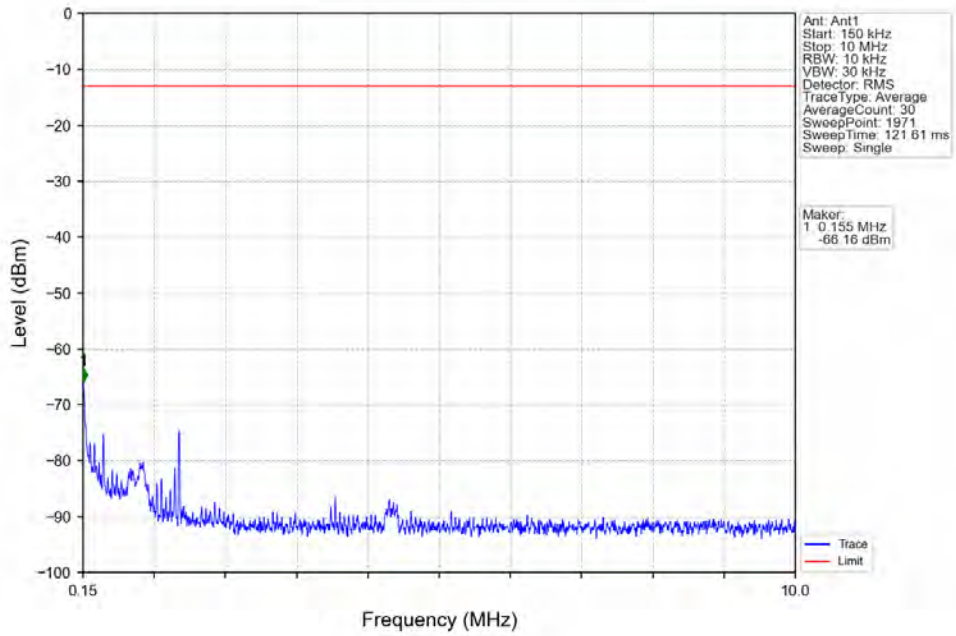
Band4_10MHz_16QAM_MCH_1732.5MHz_RB_1_0_NTNV



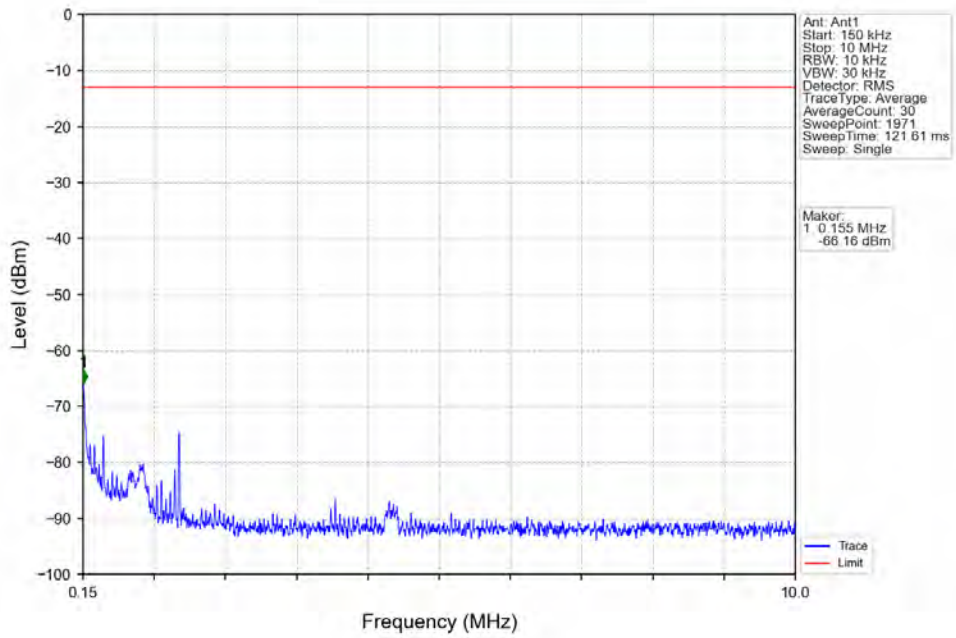
Band4_10MHz_16QAM_HCH_1750MHz_RB_1_0_NTNV



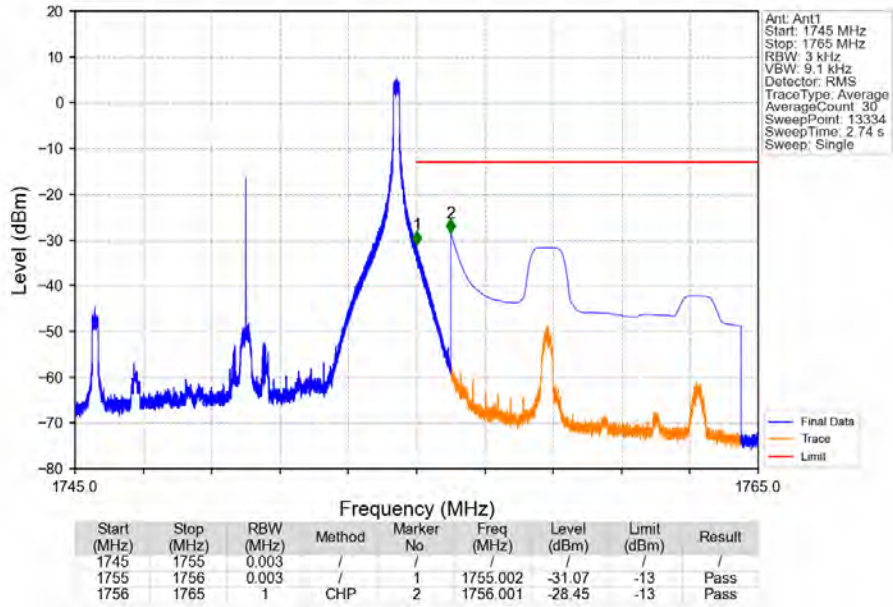
Band4_10MHz_16QAM_HCH_1750MHz_RB_1_0_NTNV



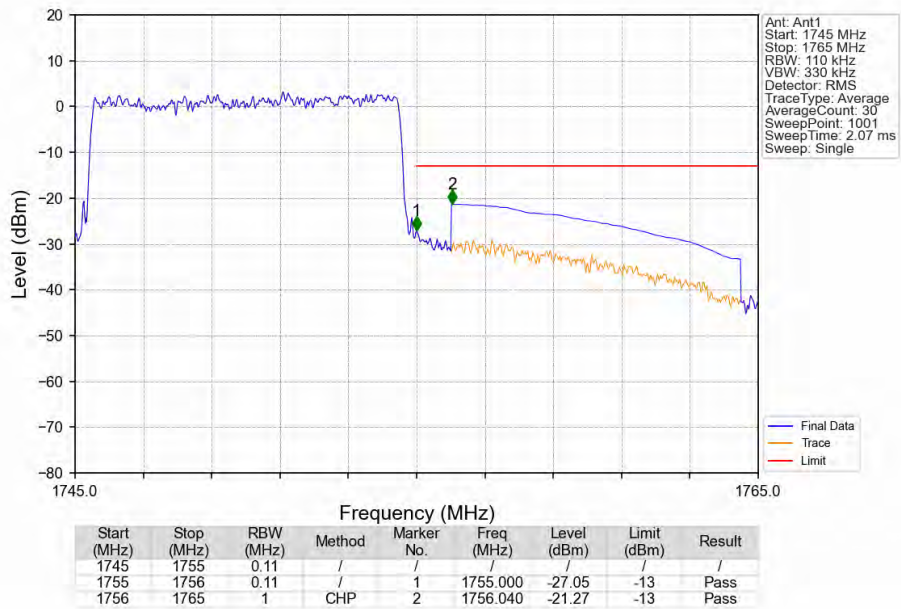
Band4_10MHz_16QAM_HCH_1750MHz_RB_1_0_NTNV



Band4_10MHz_16QAM_HCH_1750MHz_RB_1_49_NTNV



Band4_10MHz_16QAM_HCH_1750MHz_RB_50_0_NTNV

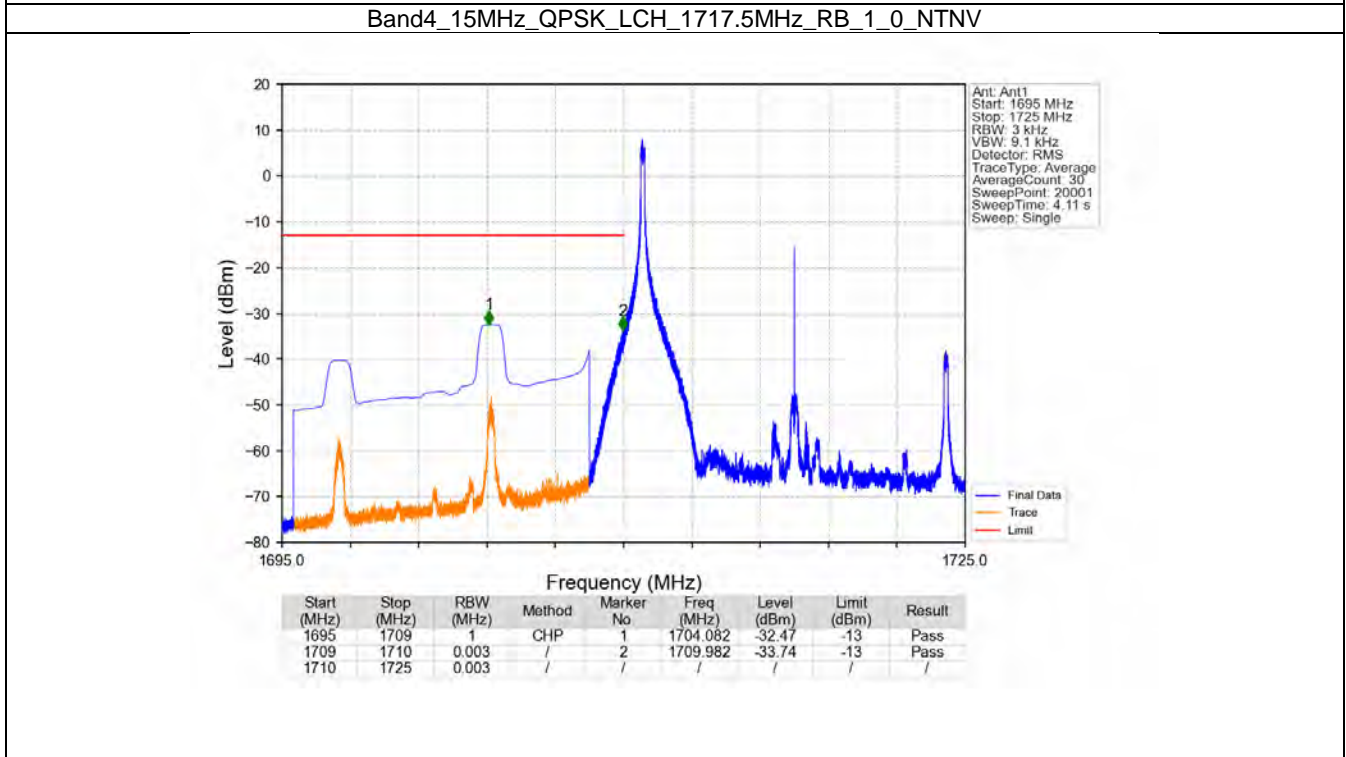
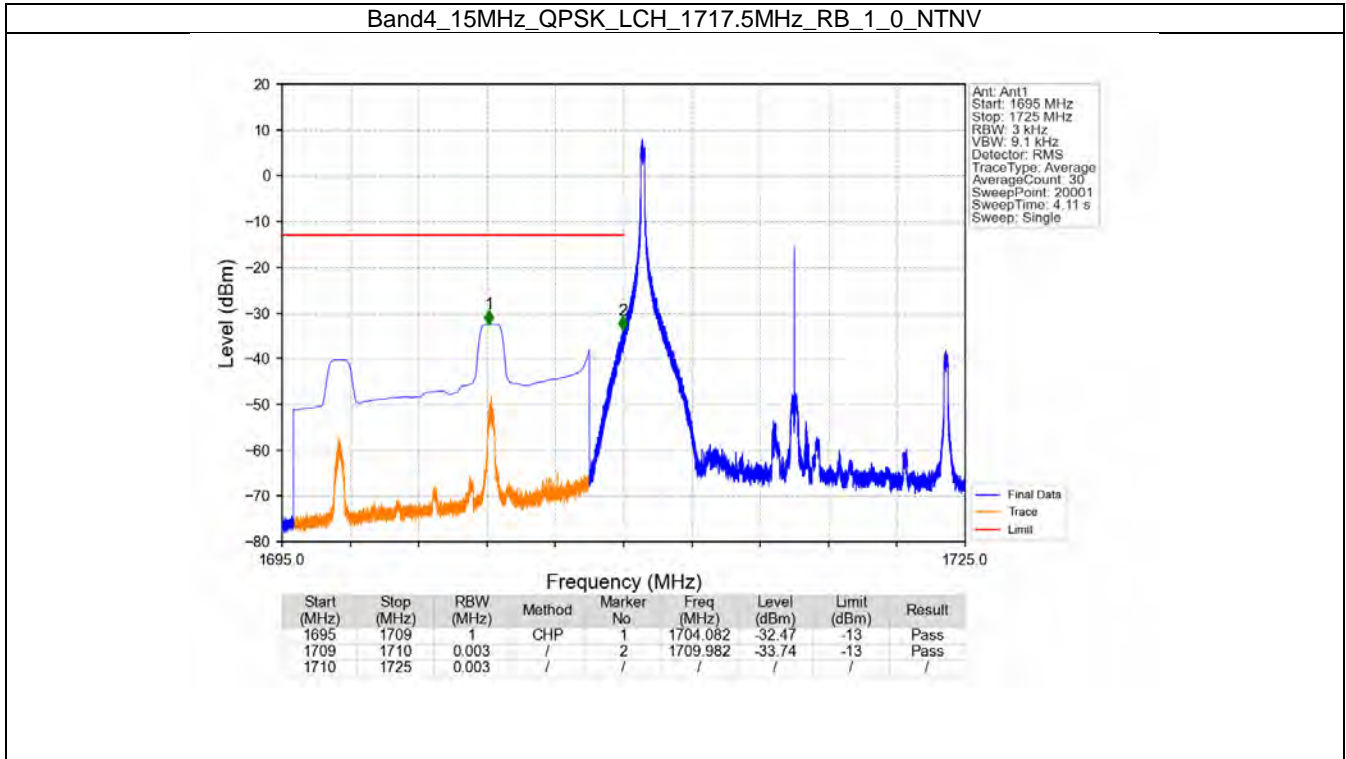


6.5 B4_15MHz

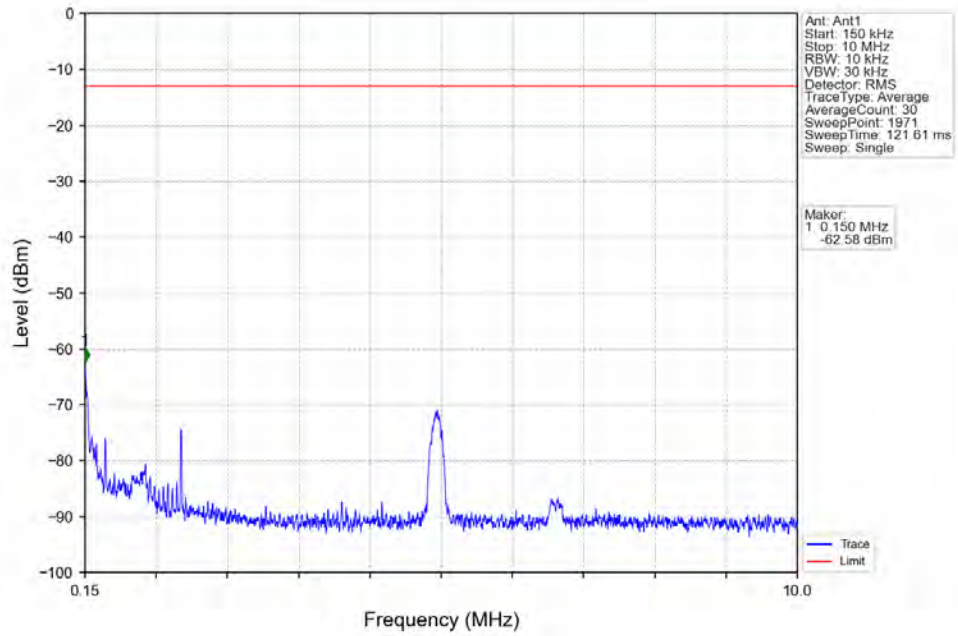
6.5.1 Test Result

Band: 4 / Bandwidth: 15MHz / NTV						
Modulation	Frequency (MHz)	RB Allocation		Spurious Emission		Verdict
		Size	Offset	Result	Limit	
QPSK	1717.5	1	0	Refer To Test Graph		Pass
		75	0	Refer To Test Graph		Pass
	1732.5	1	0	Refer To Test Graph		Pass
		1747.5	1	0	Refer To Test Graph	
				74	Refer To Test Graph	
			75	0	Refer To Test Graph	
16QAM	1717.5	1	0	Refer To Test Graph		Pass
		75	0	Refer To Test Graph		Pass
	1732.5	1	0	Refer To Test Graph		Pass
		1747.5	1	0	Refer To Test Graph	
				74	Refer To Test Graph	
			75	0	Refer To Test Graph	

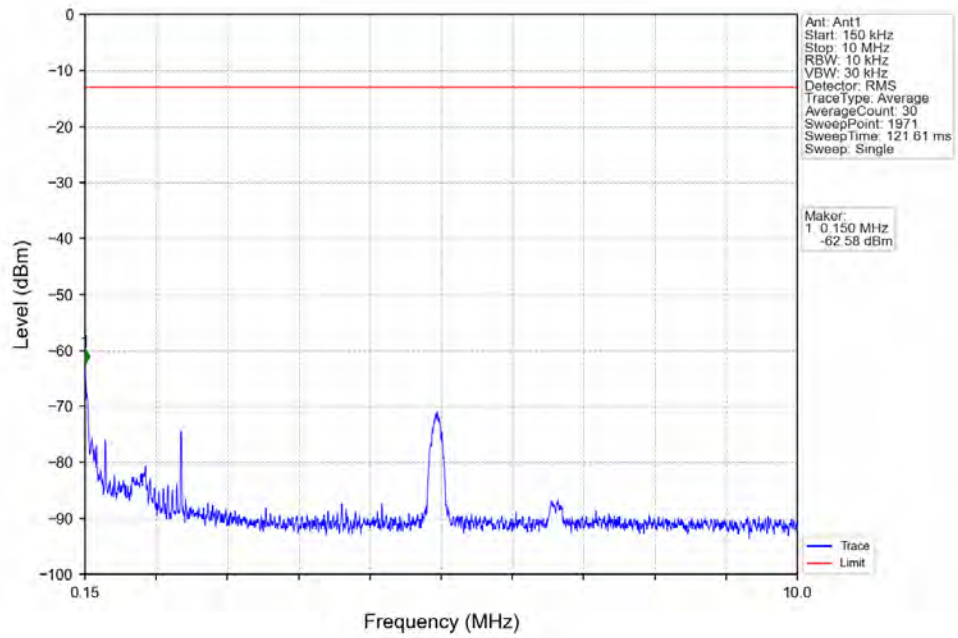
6.5.2 Test Graph



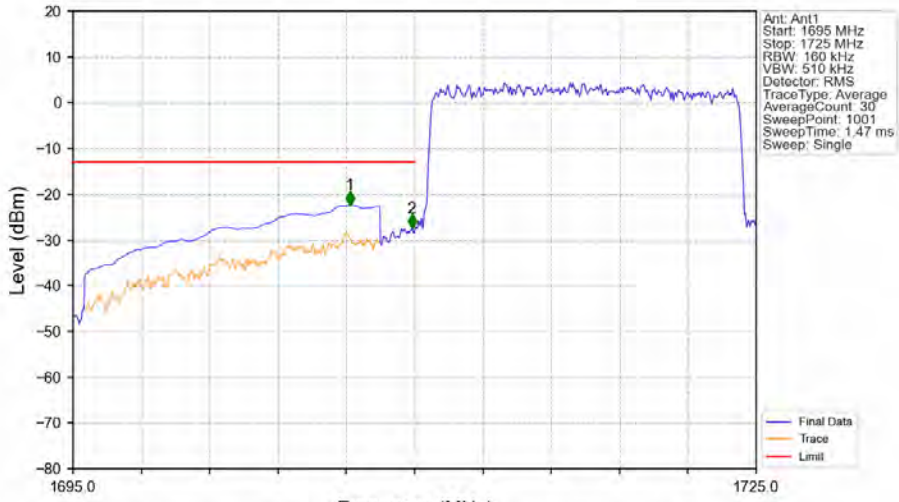
Band4_15MHz_QPSK_LCH_1717.5MHz_RB_1_0_NTNV



Band4_15MHz_QPSK_LCH_1717.5MHz_RB_1_0_NTNV

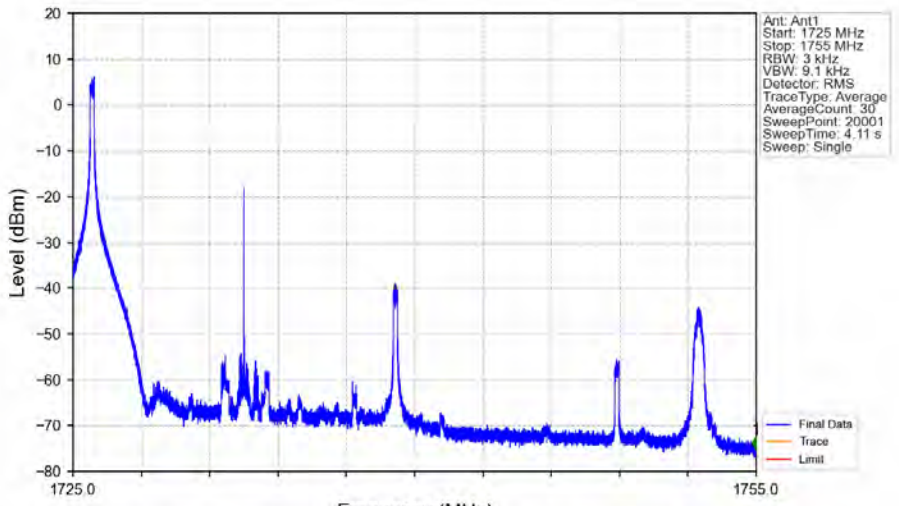


Band4_15MHz_QPSK_LCH_1717.5MHz_RB_75_0_NTNV



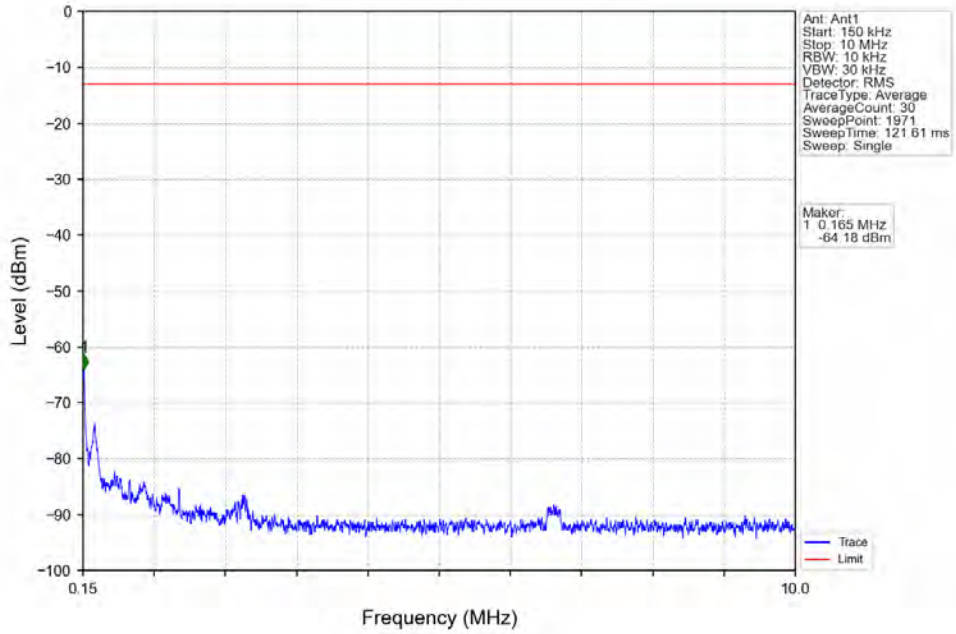
Start (MHz)	Stop (MHz)	RBW (MHz)	Method	Marker No	Freq (MHz)	Level (dBm)	Limit (dBm)	Result
1695	1709	1	CHP	1	1707.150	-22.42	-13	Pass
1709	1710	0.16	/	2	1709.880	-27.47	-13	Pass
1710	1725	0.16	/	/	/	/	/	/

Band4_15MHz_QPSK_MCH_1732.5MHz_RB_1_0_NTNV

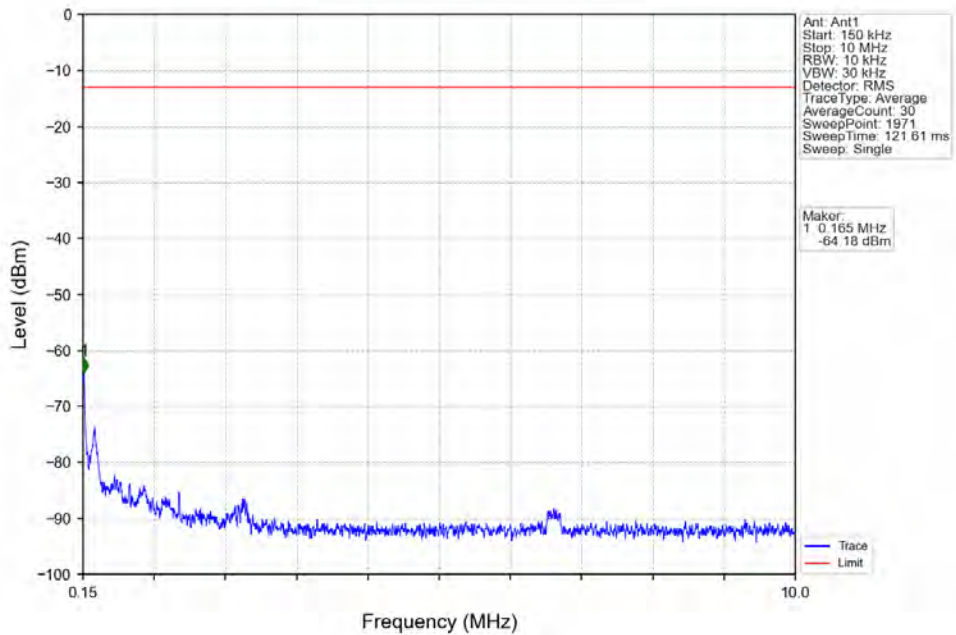


Start (MHz)	Stop (MHz)	RBW (MHz)	Method	Marker No	Freq (MHz)	Level (dBm)	Limit (dBm)	Result
1725	1755	0.003	/	1	1755.000	-75.32	-13	Pass

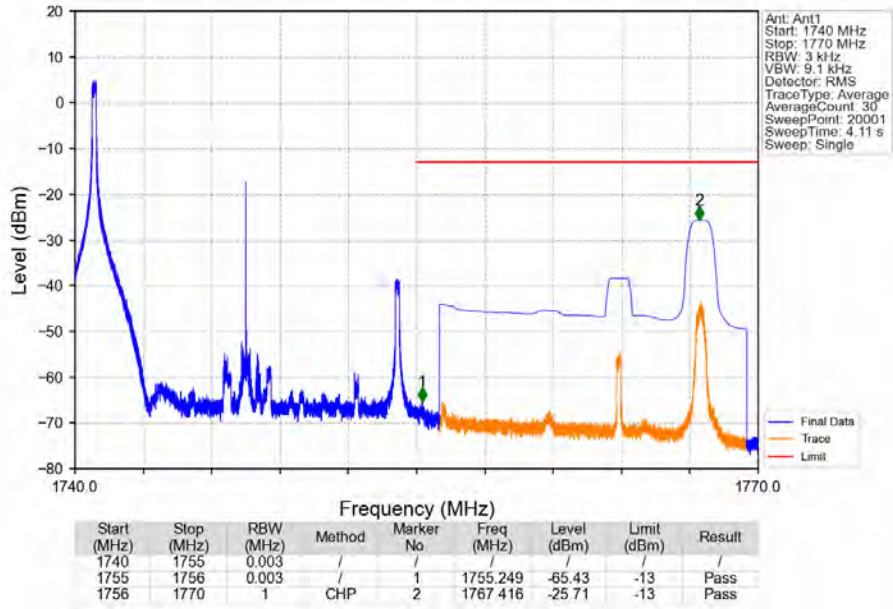
Band4_15MHz_QPSK_MCH_1732.5MHz_RB_1_0_NTNV



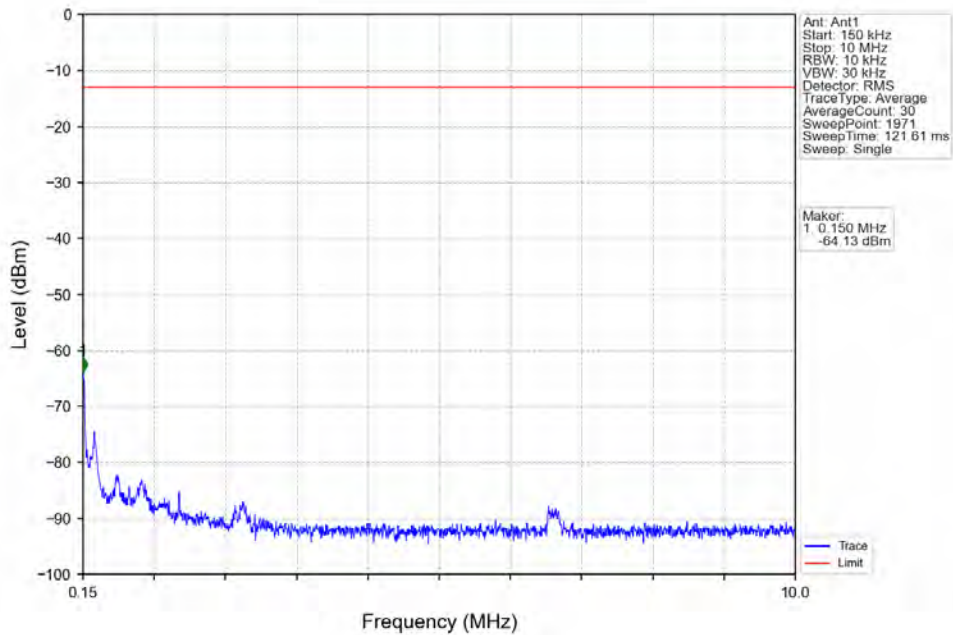
Band4_15MHz_QPSK_MCH_1732.5MHz_RB_1_0_NTNV



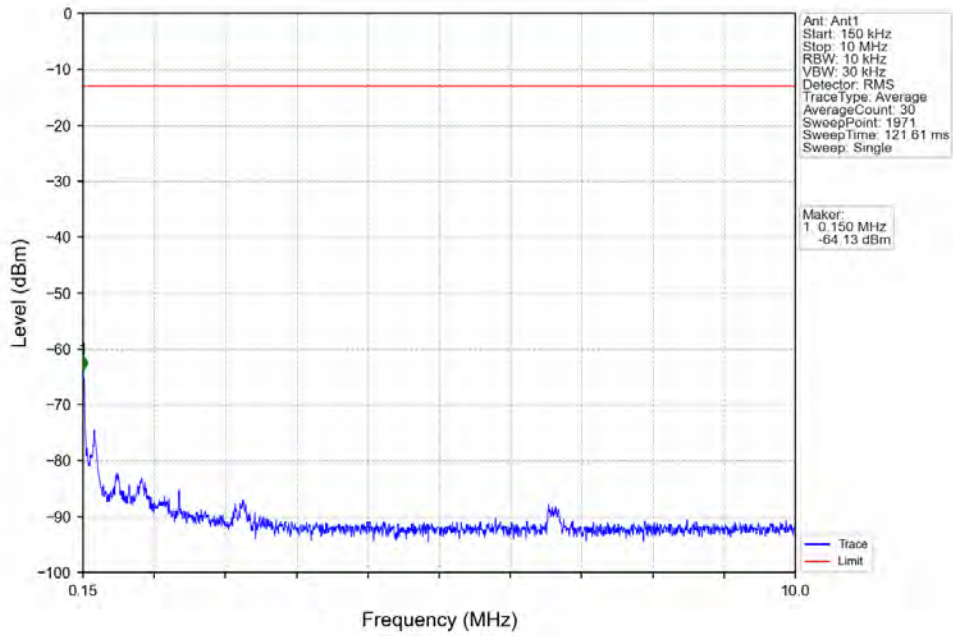
Band4_15MHz_QPSK_HCH_1747.5MHz_RB_1_0_NTNV



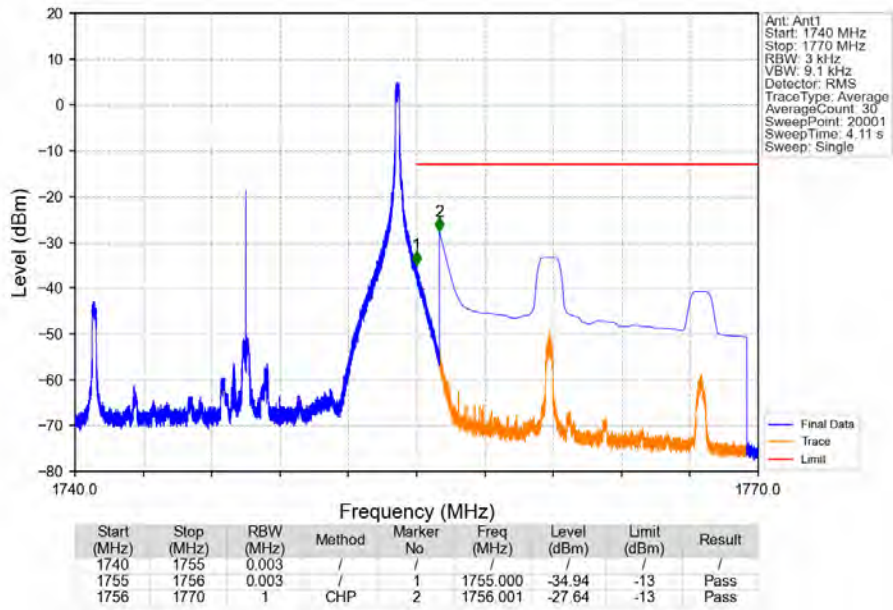
Band4_15MHz_QPSK_HCH_1747.5MHz_RB_1_0_NTNV



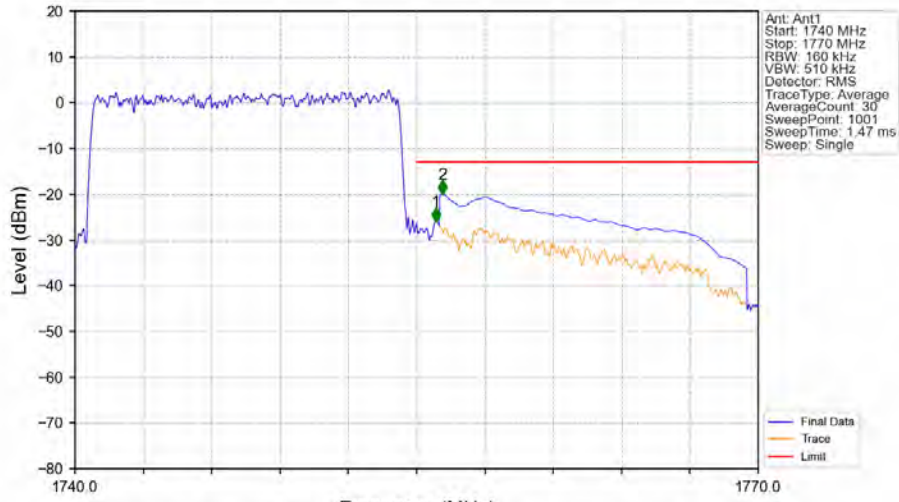
Band4_15MHz_QPSK_HCH_1747.5MHz_RB_1_0_NTNV



Band4_15MHz_QPSK_HCH_1747.5MHz_RB_1_74_NTNV

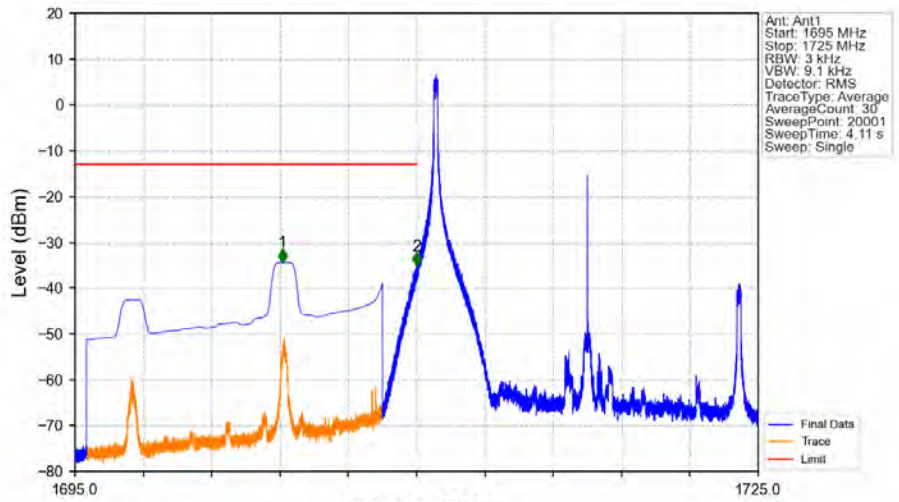


Band4_15MHz_QPSK_HCH_1747.5MHz_RB_75_0_NTNV



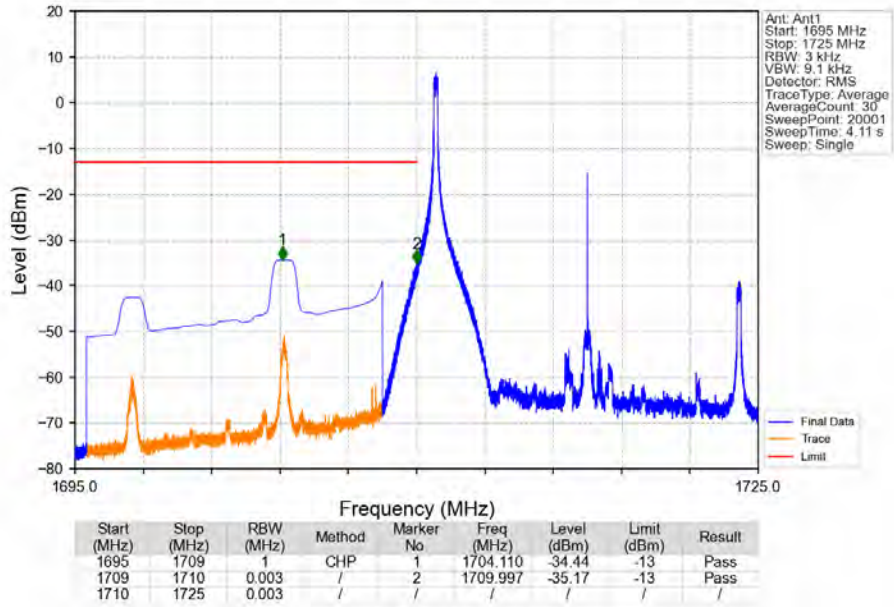
Start (MHz)	Stop (MHz)	RBW (MHz)	Method	Marker No	Freq (MHz)	Level (dBm)	Limit (dBm)	Result
1740	1755	0.16	/	1	1755.840	-25.98	-13	Pass
1755	1770	1	CHP	2	1756.140	-20.05	-13	Pass

Band4_15MHz_16QAM_LCH_1717.5MHz_RB_1_0_NTNV

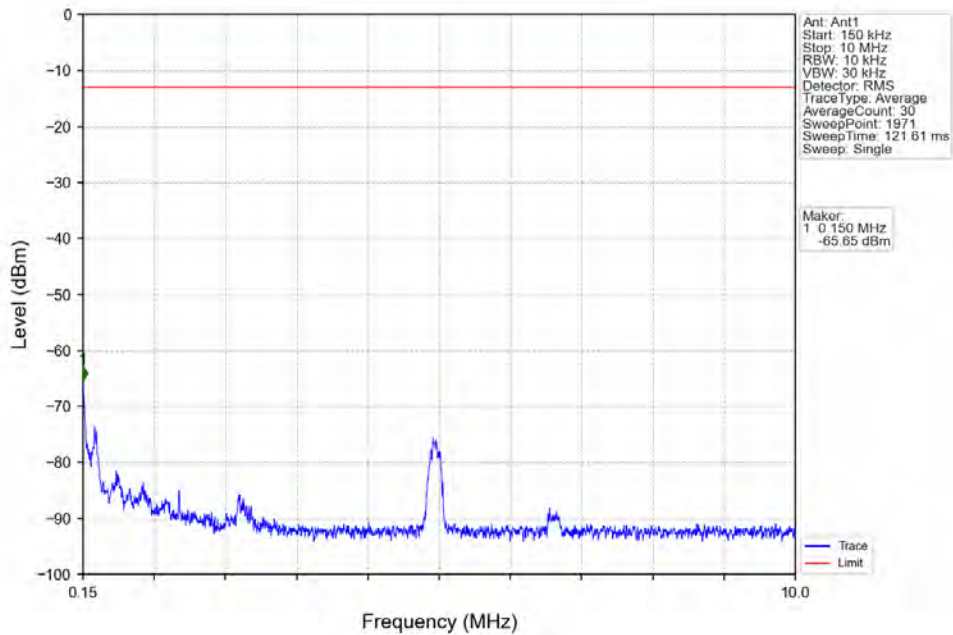


Start (MHz)	Stop (MHz)	RBW (MHz)	Method	Marker No	Freq (MHz)	Level (dBm)	Limit (dBm)	Result
1695	1709	1	CHP	1	1704.110	-34.44	-13	Pass
1709	1710	0.003	/	2	1709.997	-35.17	-13	Pass
1710	1725	0.003	/	/	/	/	/	/

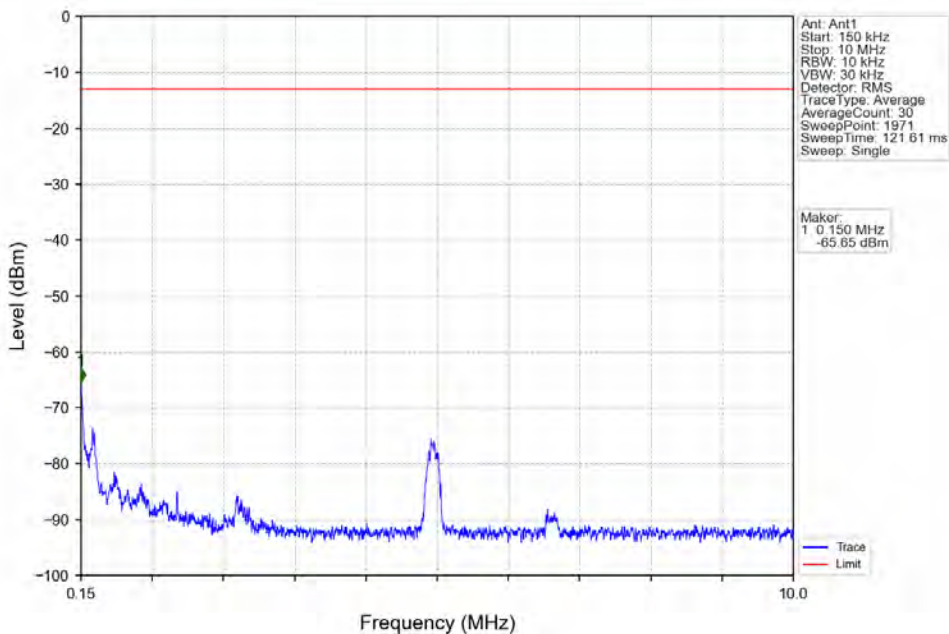
Band4_15MHz_16QAM_LCH_1717.5MHz_RB_1_0_NTNV



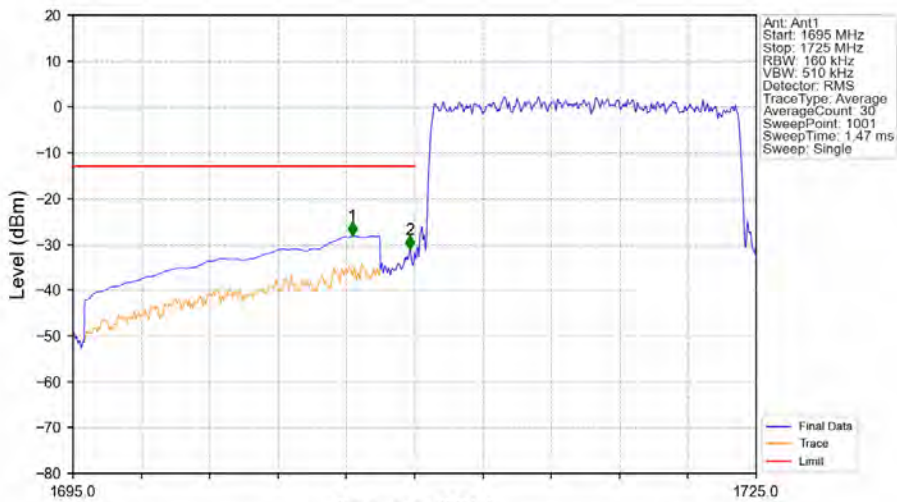
Band4_15MHz_16QAM_LCH_1717.5MHz_RB_1_0_NTNV



Band4_15MHz_16QAM_LCH_1717.5MHz_RB_1_0_NTNV

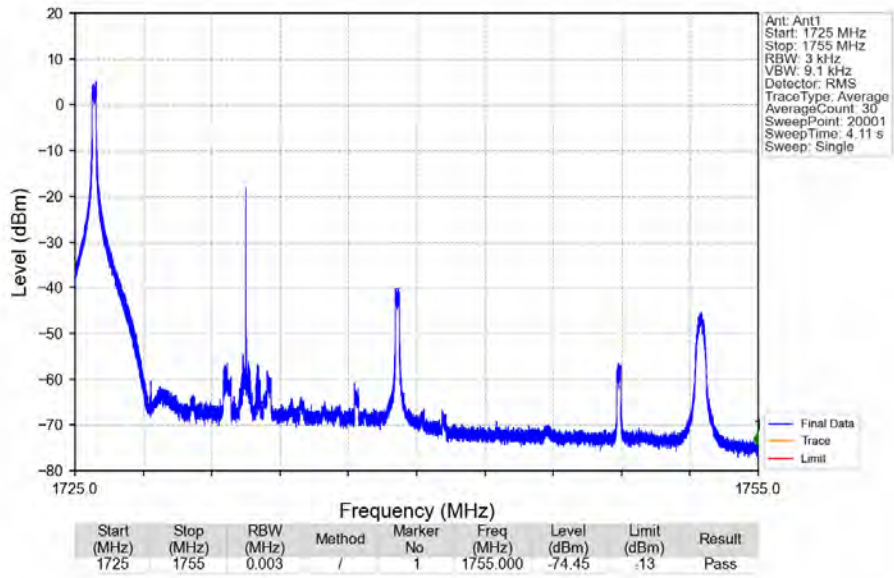


Band4_15MHz_16QAM_LCH_1717.5MHz_RB_75_0_NTNV

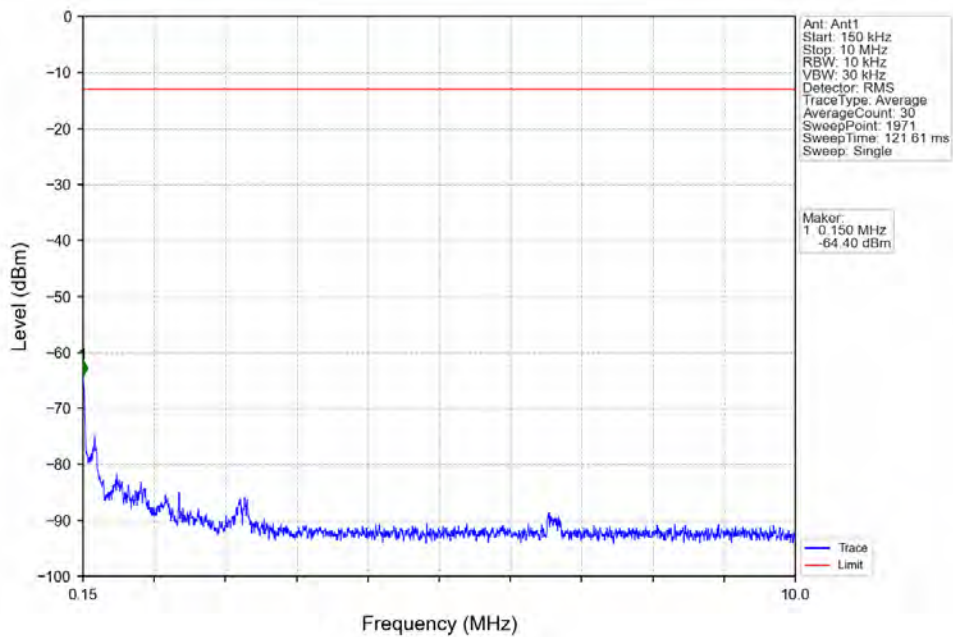


Start (MHz)	Stop (MHz)	RBW (MHz)	Method	Marker No	Freq (MHz)	Level (dBm)	Limit (dBm)	Result
1695	1709	1	CHP	1	1707.270	-28.21	-13	Pass
1709	1710	0.16	/	2	1709.790	-31.18	-13	Pass
1710	1725	0.16	/	/	/	/	/	/

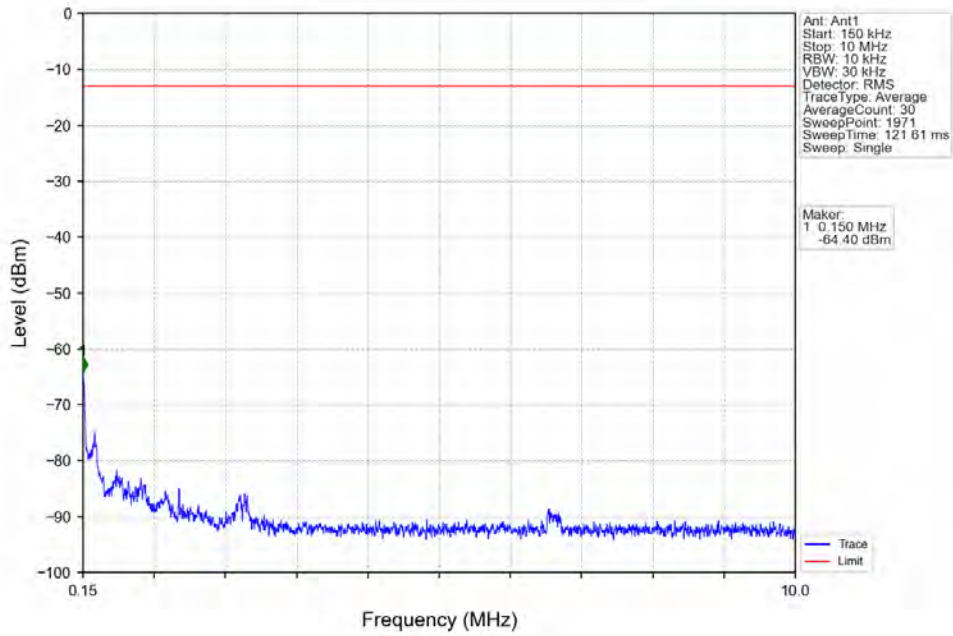
Band4_15MHz_16QAM_MCH_1732.5MHz_RB_1_0_NTNV



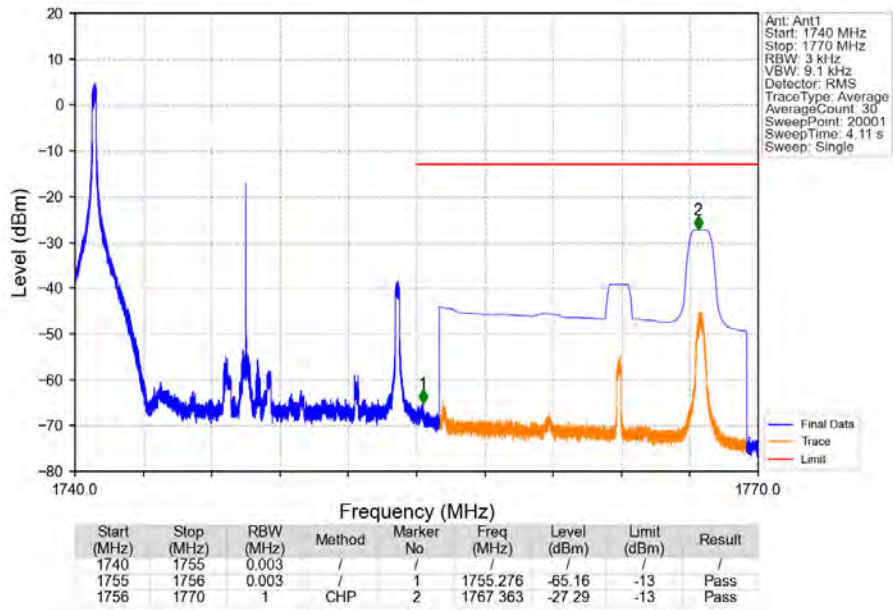
Band4_15MHz_16QAM_MCH_1732.5MHz_RB_1_0_NTNV



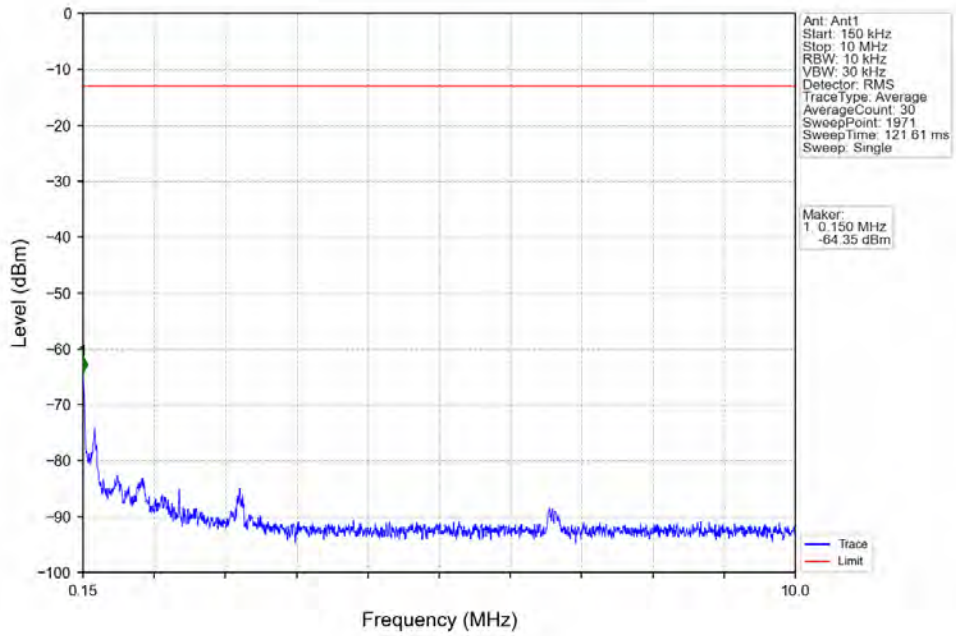
Band4_15MHz_16QAM_MCH_1732.5MHz_RB_1_0_NTNV



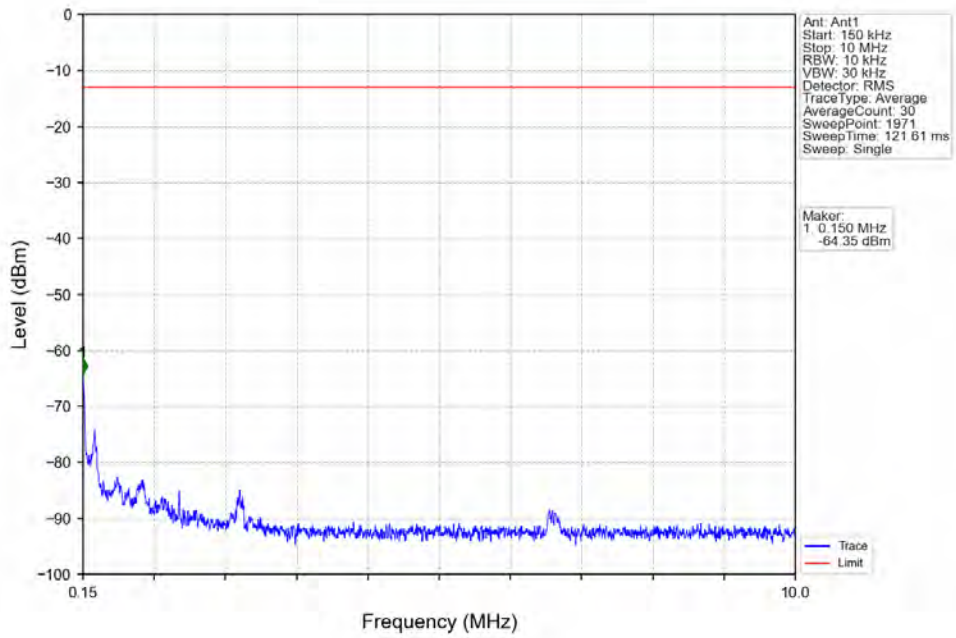
Band4_15MHz_16QAM_HCH_1747.5MHz_RB_1_0_NTNV



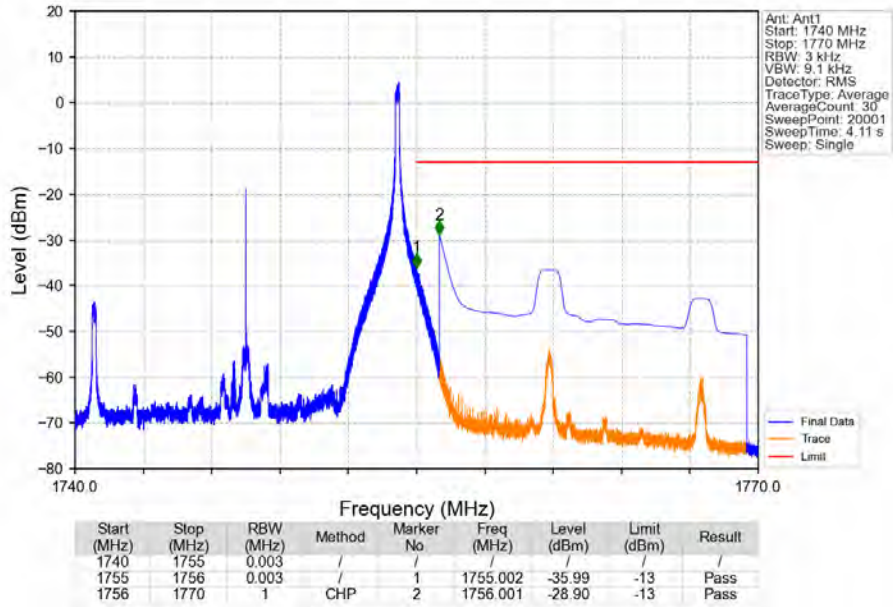
Band4_15MHz_16QAM_HCH_1747.5MHz_RB_1_0_NTNV



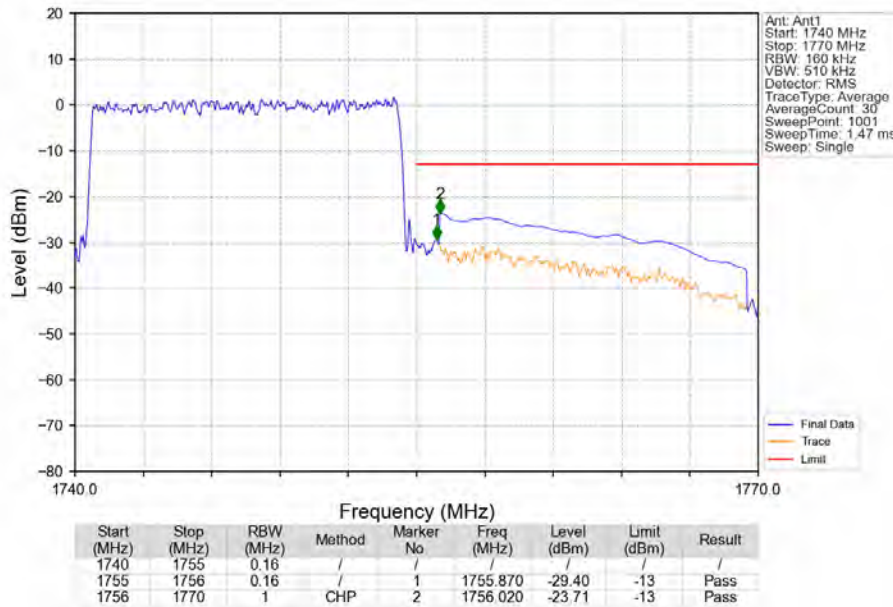
Band4_15MHz_16QAM_HCH_1747.5MHz_RB_1_0_NTNV



Band4_15MHz_16QAM_HCH_1747.5MHz_RB_1_74_NTNV



Band4_15MHz_16QAM_HCH_1747.5MHz_RB_75_0_NTNV

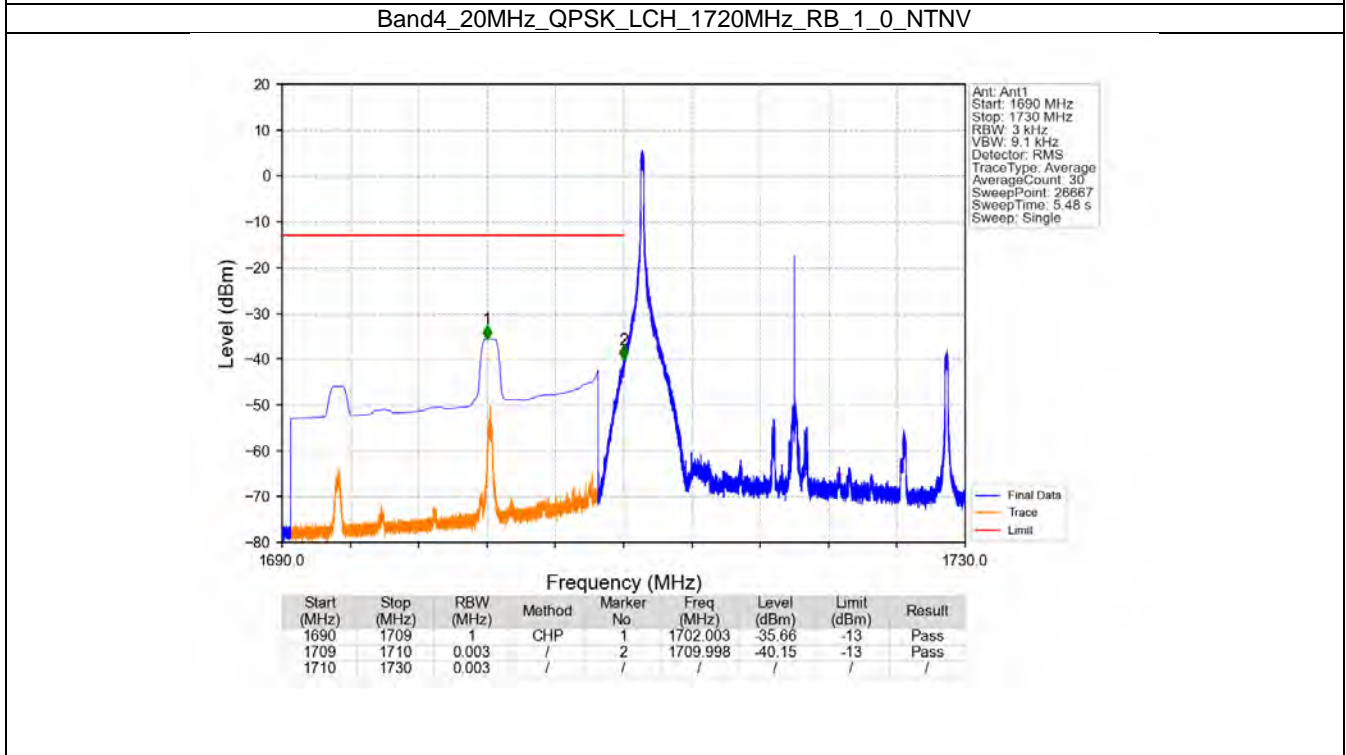
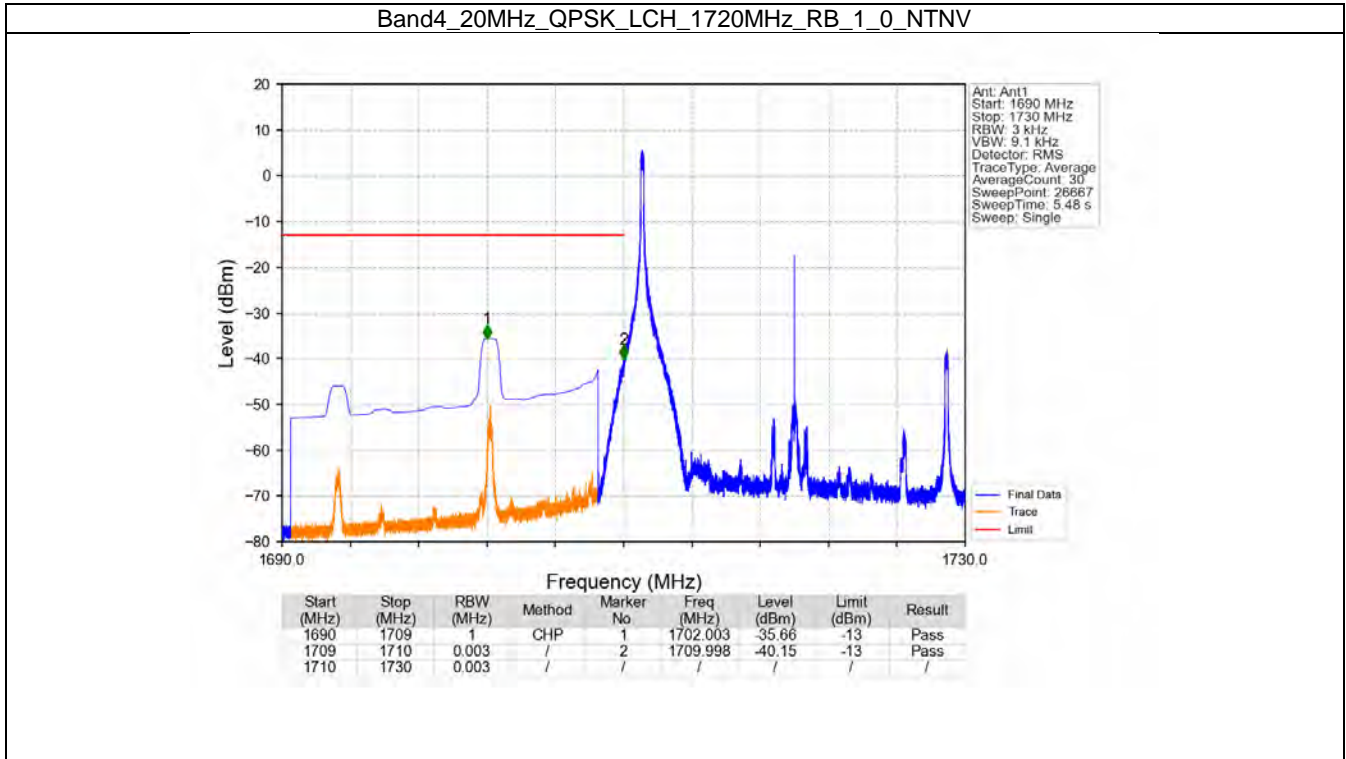


6.6 B4_20MHz

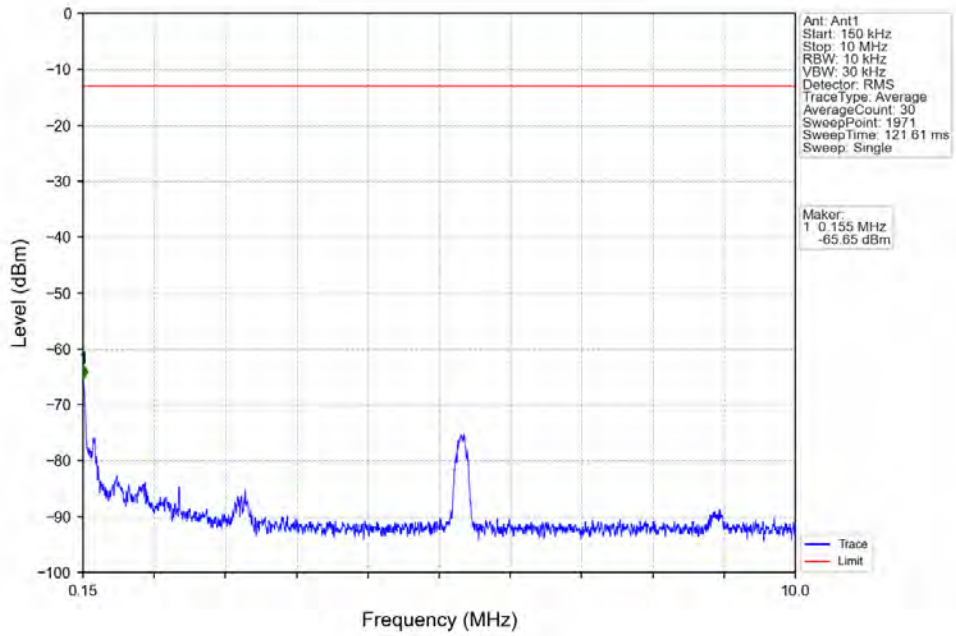
6.6.1 Test Result

Band: 4 / Bandwidth: 20MHz / NTV						
Modulation	Frequency (MHz)	RB Allocation		Spurious Emission		Verdict
		Size	Offset	Result	Limit	
QPSK	1720	1	0	Refer To Test Graph		Pass
		100	0	Refer To Test Graph		Pass
	1732.5	1	0	Refer To Test Graph		Pass
	1745	1	0	Refer To Test Graph		Pass
			99	Refer To Test Graph		Pass
		100	0	Refer To Test Graph		Pass
16QAM	1720	1	0	Refer To Test Graph		Pass
		100	0	Refer To Test Graph		Pass
	1732.5	1	0	Refer To Test Graph		Pass
	1745	1	0	Refer To Test Graph		Pass
			99	Refer To Test Graph		Pass
		100	0	Refer To Test Graph		Pass

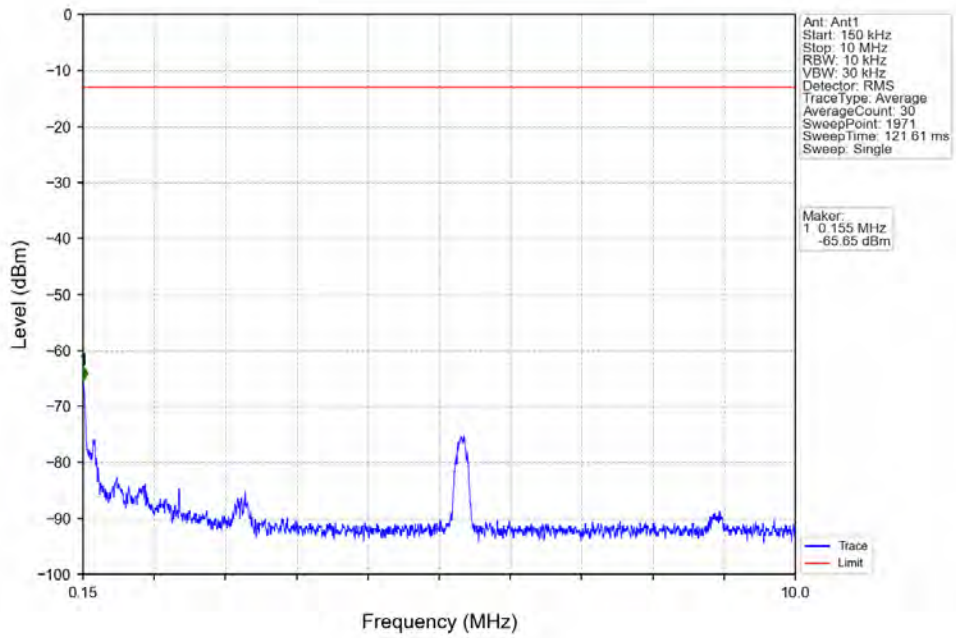
6.6.2 Test Graph



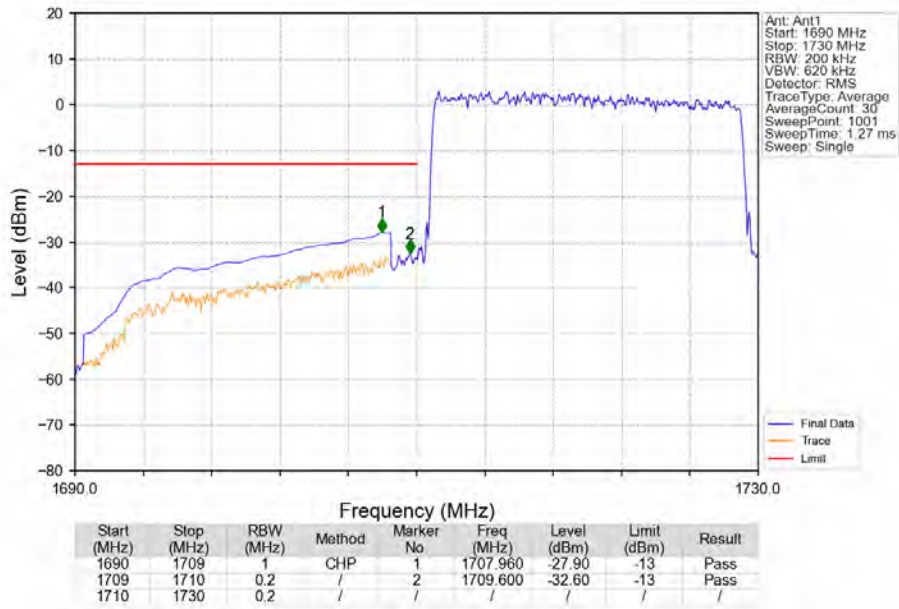
Band4_20MHz_QPSK_LCH_1720MHz_RB_1_0_NTNV



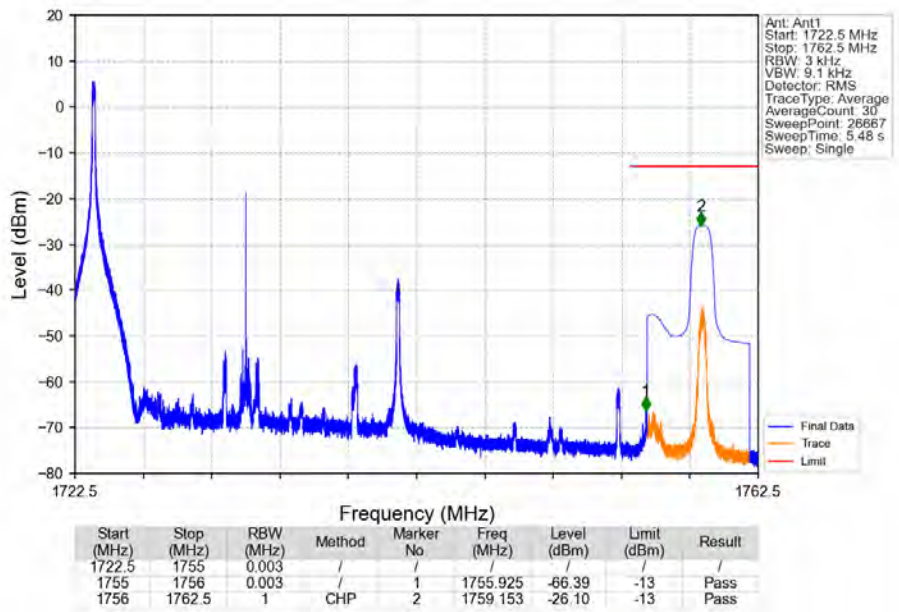
Band4_20MHz_QPSK_LCH_1720MHz_RB_1_0_NTNV



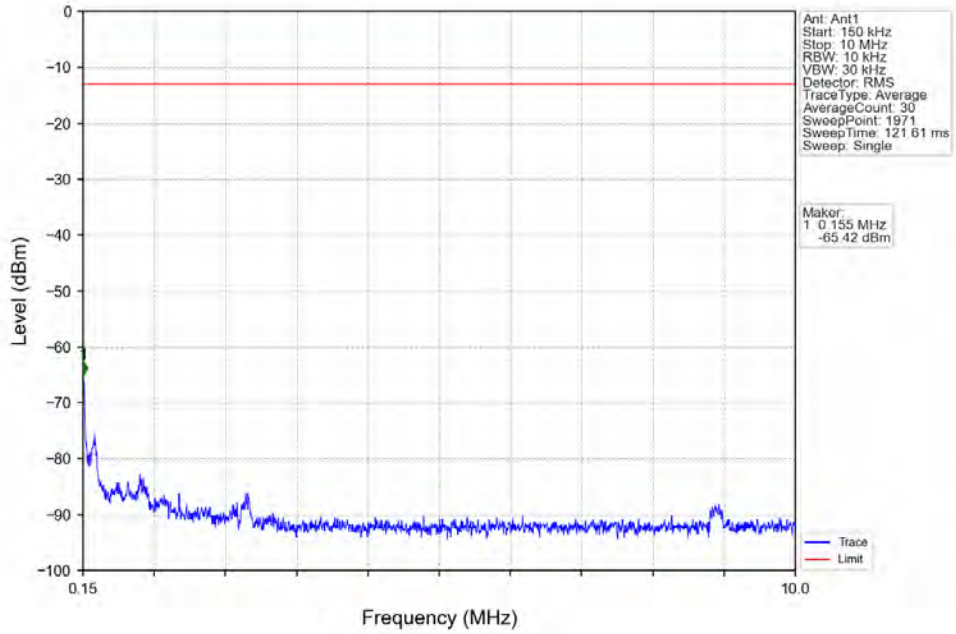
Band4_20MHz_QPSK_LCH_1720MHz_RB_100_0_NTNV



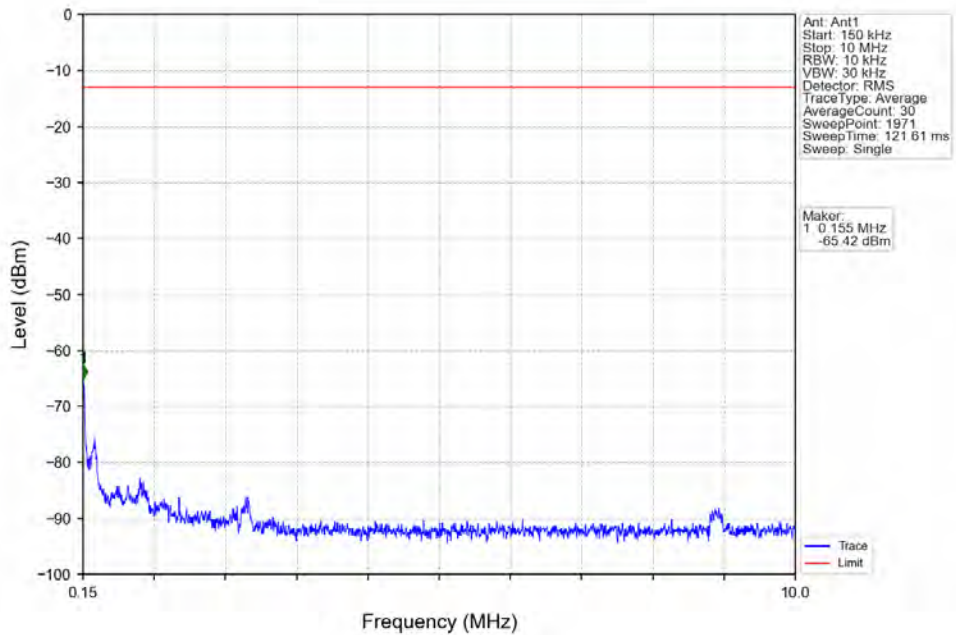
Band4_20MHz_QPSK_MCH_1732.5MHz_RB_1_0_NTNV



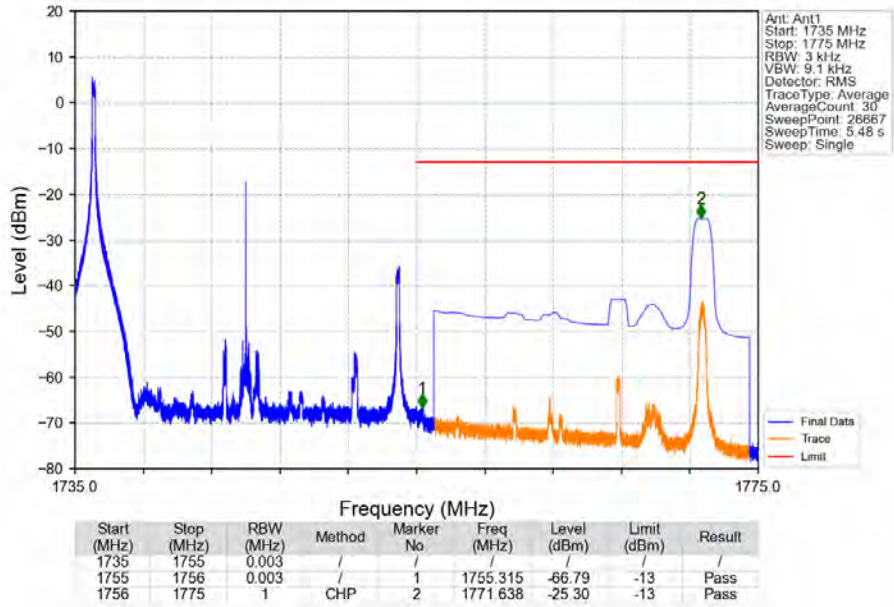
Band4_20MHz_QPSK_MCH_1732.5MHz_RB_1_0_NTNV



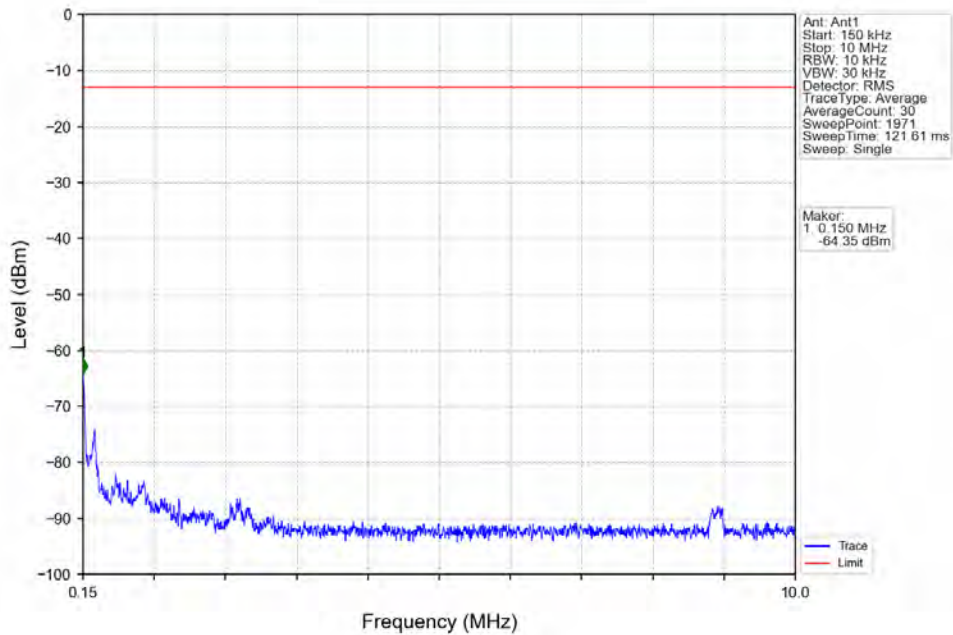
Band4_20MHz_QPSK_MCH_1732.5MHz_RB_1_0_NTNV



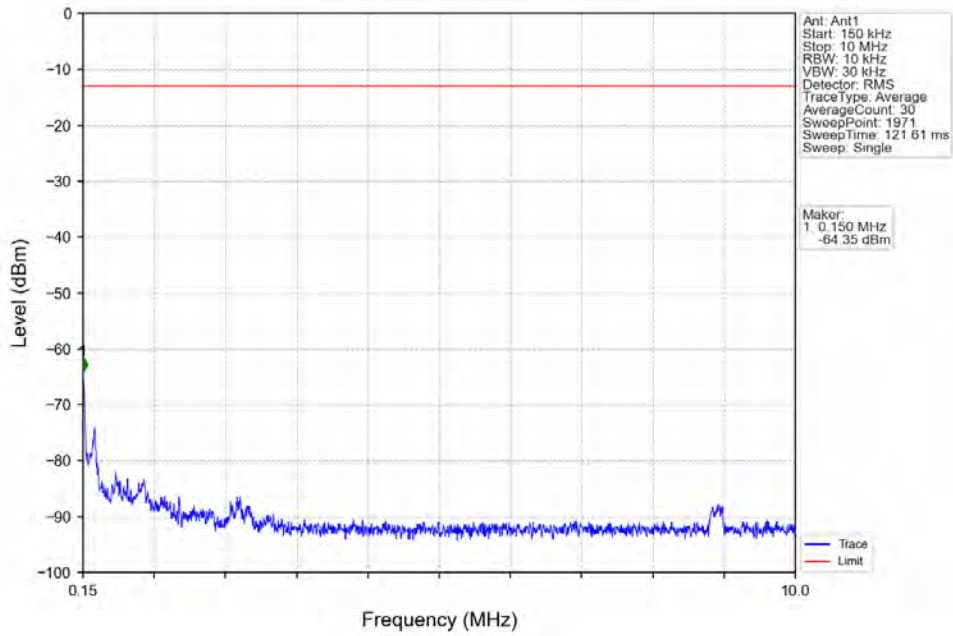
Band4_20MHz_QPSK_HCH_1745MHz_RB_1_0_NTNV



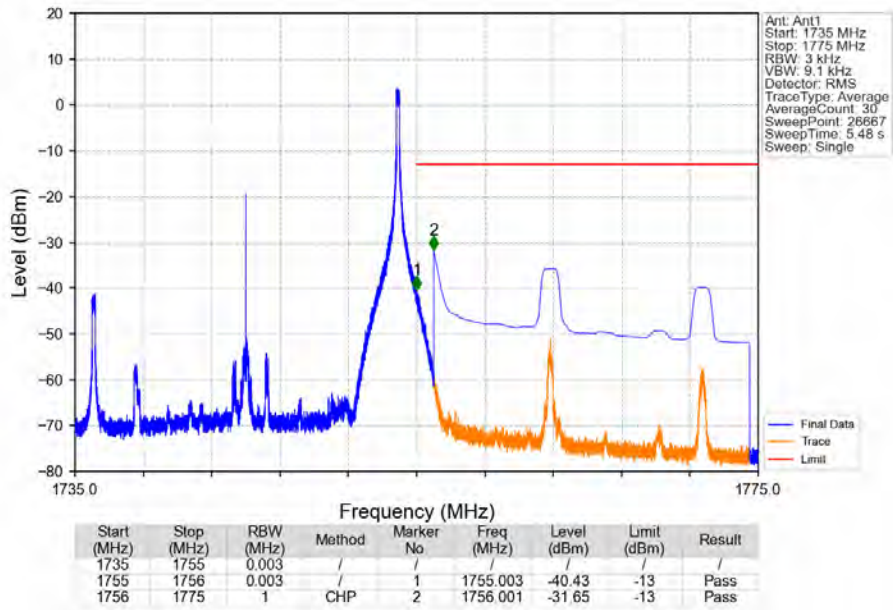
Band4_20MHz_QPSK_HCH_1745MHz_RB_1_0_NTNV



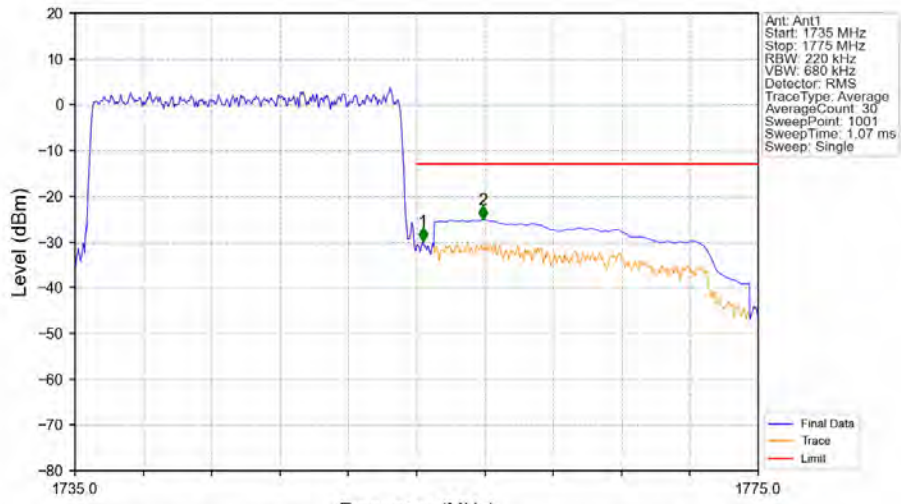
Band4_20MHz_QPSK_HCH_1745MHz_RB_1_0_NTNV



Band4_20MHz_QPSK_HCH_1745MHz_RB_1_99_NTNV

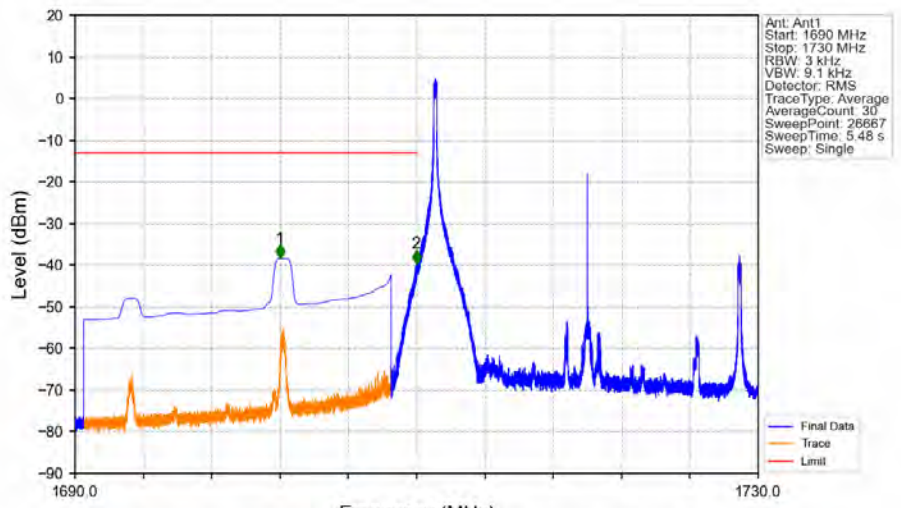


Band4_20MHz_QPSK_HCH_1745MHz_RB_100_0_NTNV



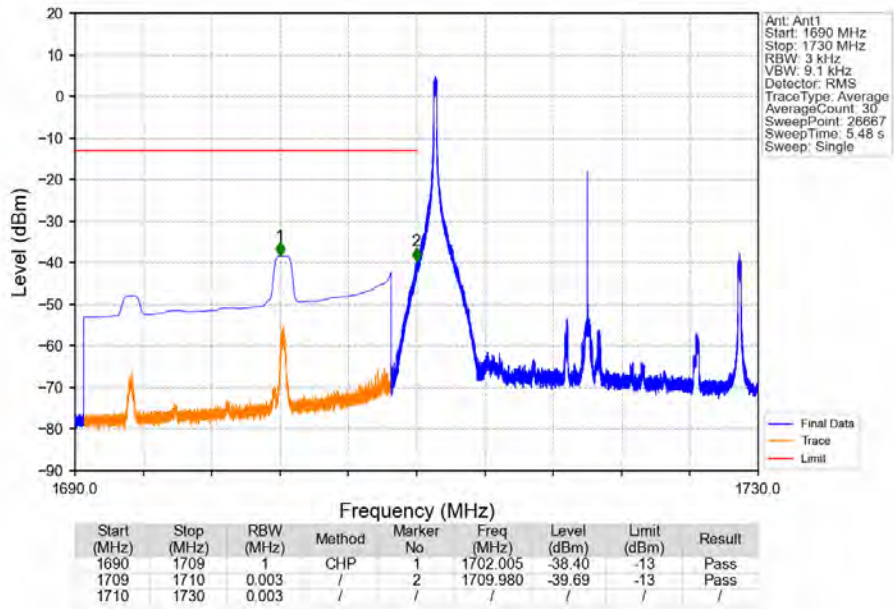
Start (MHz)	Stop (MHz)	RBW (MHz)	Method	Marker No	Freq (MHz)	Level (dBm)	Limit (dBm)	Result
1735	1755	0.22	/	/	/	/	/	/
1755	1756	0.22	/	1	1755.360	-29.91	-13	Pass
1756	1775	1	CHP	2	1758.880	-25.15	-13	Pass

Band4_20MHz_16QAM_LCH_1720MHz_RB_1_0_NTNV

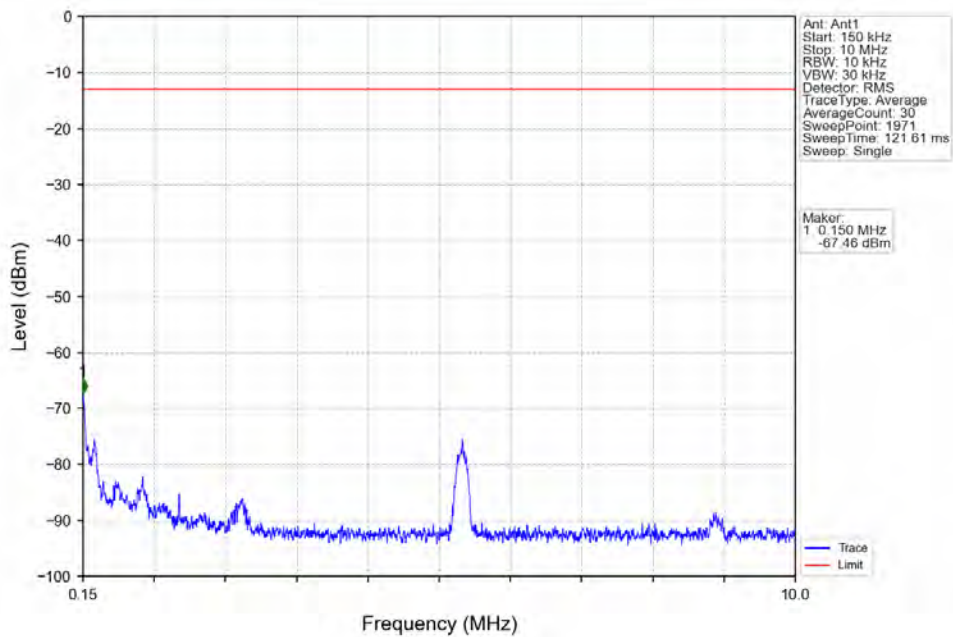


Start (MHz)	Stop (MHz)	RBW (MHz)	Method	Marker No	Freq (MHz)	Level (dBm)	Limit (dBm)	Result
1690	1709	1	CHP	1	1702.005	-38.40	-13	Pass
1709	1710	0.003	/	2	1709.980	-39.69	-13	Pass
1710	1730	0.003	/	/	/	/	/	/

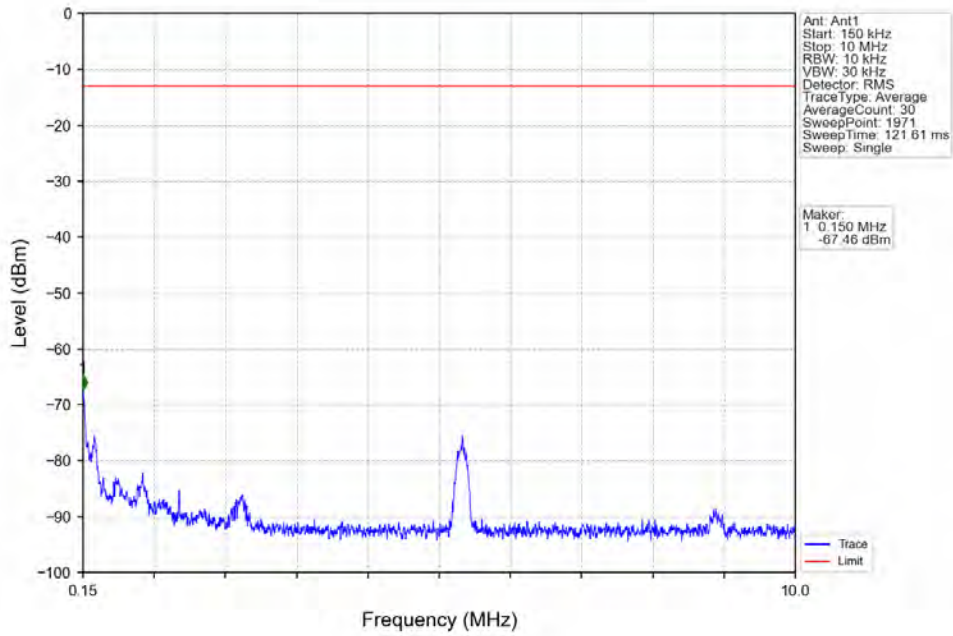
Band4_20MHz_16QAM_LCH_1720MHz_RB_1_0_NTNV



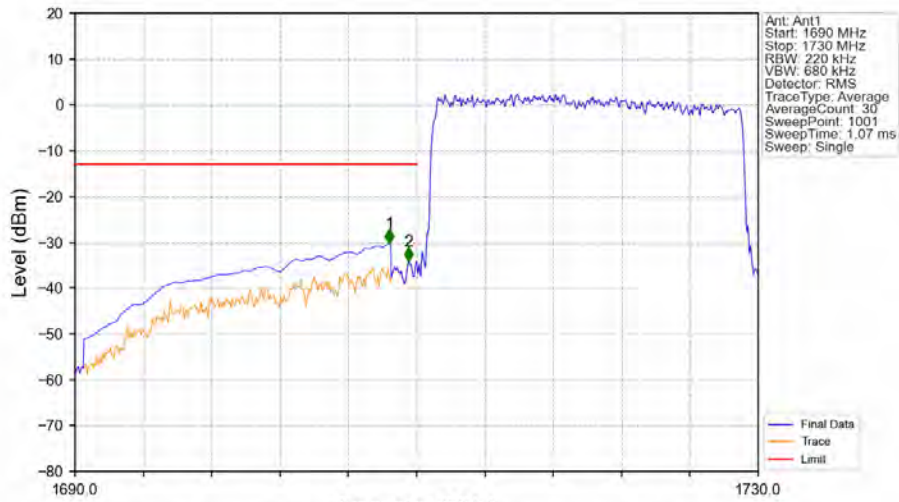
Band4_20MHz_16QAM_LCH_1720MHz_RB_1_0_NTNV



Band4_20MHz_16QAM_LCH_1720MHz_RB_1_0_NTNV

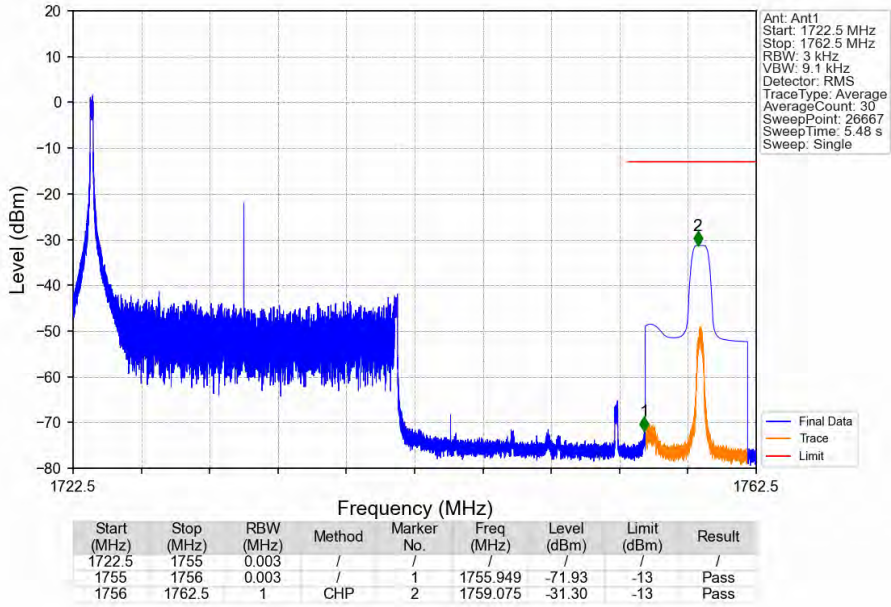


Band4_20MHz_16QAM_LCH_1720MHz_RB_100_0_NTNV

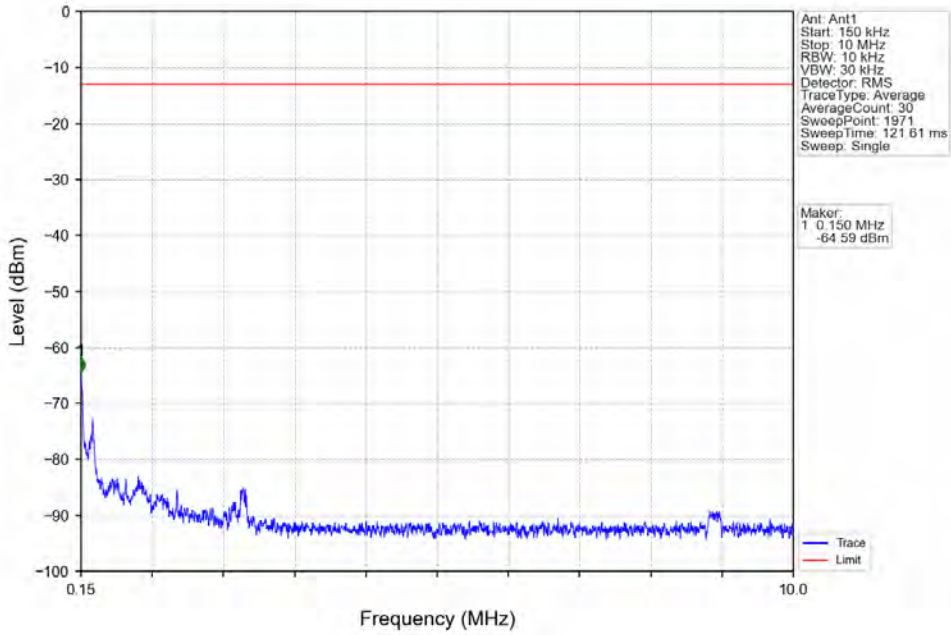


Start (MHz)	Stop (MHz)	RBW (MHz)	Method	Marker No	Freq (MHz)	Level (dBm)	Limit (dBm)	Result
1690	1709	1	CHP	1	1708.400	-30.33	-13	Pass
1709	1710	0.22	/	2	1709.520	-34.13	-13	Pass
1710	1730	0.22	/	/	/	/	/	/

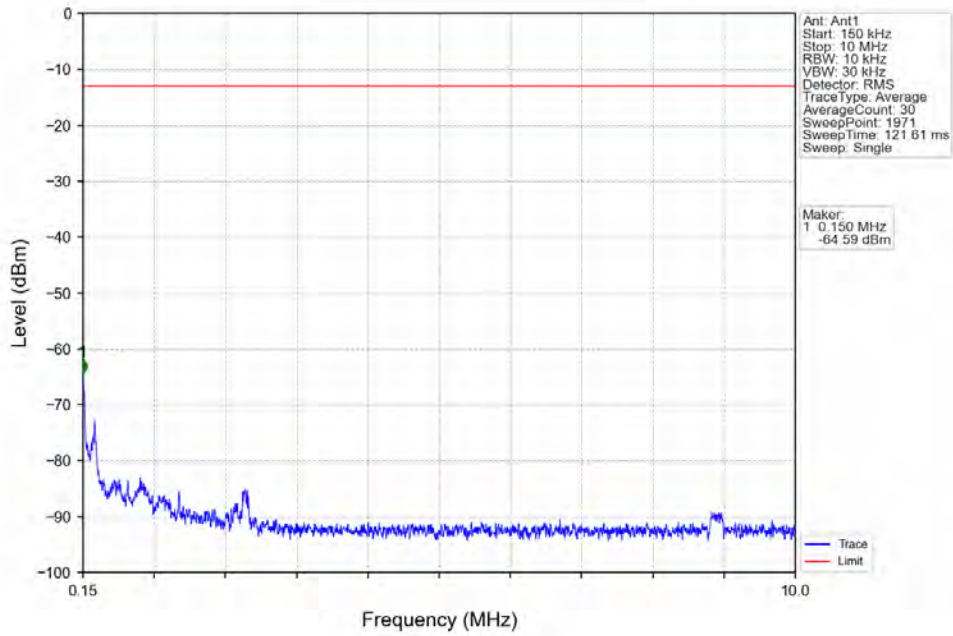
Band4_20MHz_16QAM_MCH_1732.5MHz_RB_1_0_NTNV



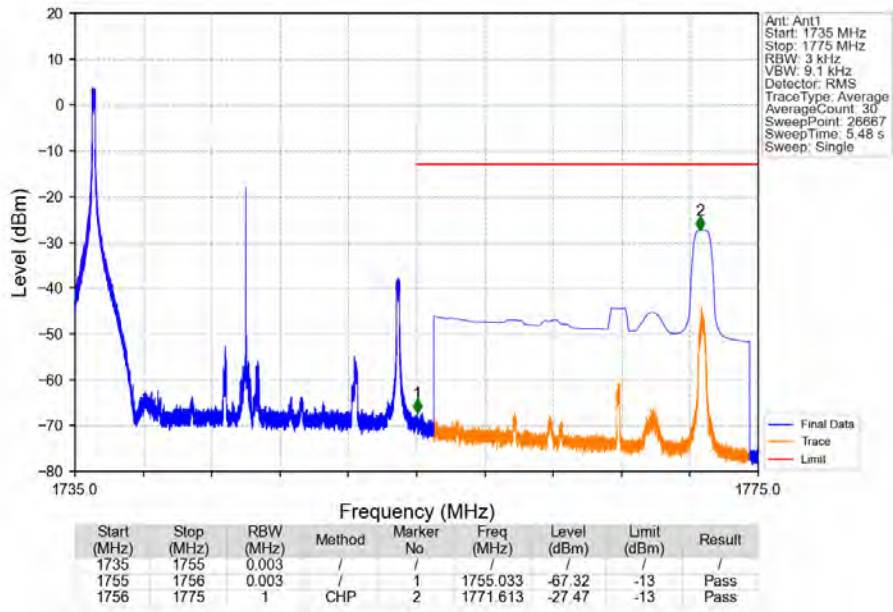
Band4_20MHz_16QAM_MCH_1732.5MHz_RB_1_0_NTNV



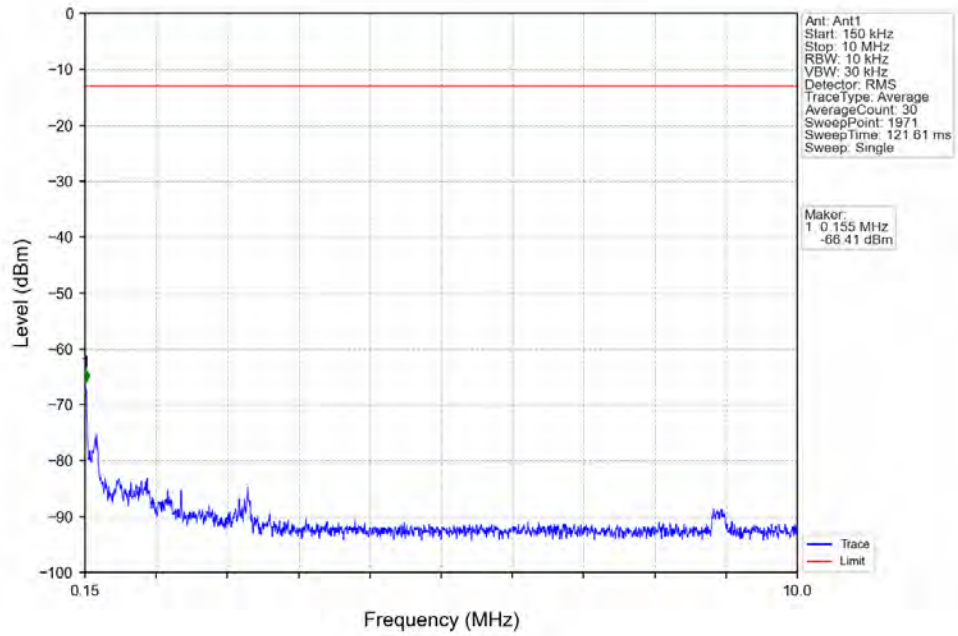
Band4_20MHz_16QAM_MCH_1732.5MHz_RB_1_0_NTNV



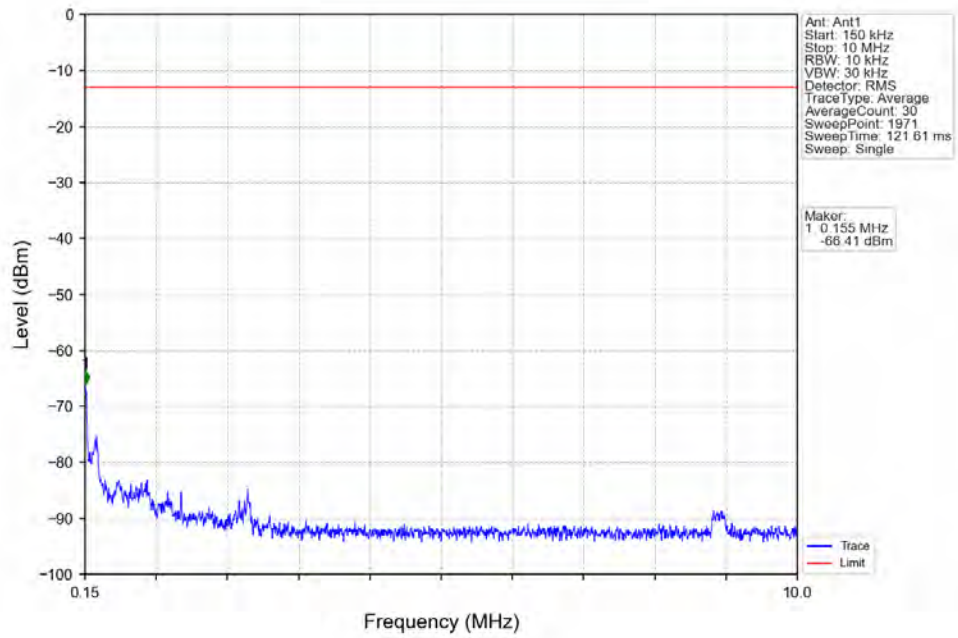
Band4_20MHz_16QAM_HCH_1745MHz_RB_1_0_NTNV



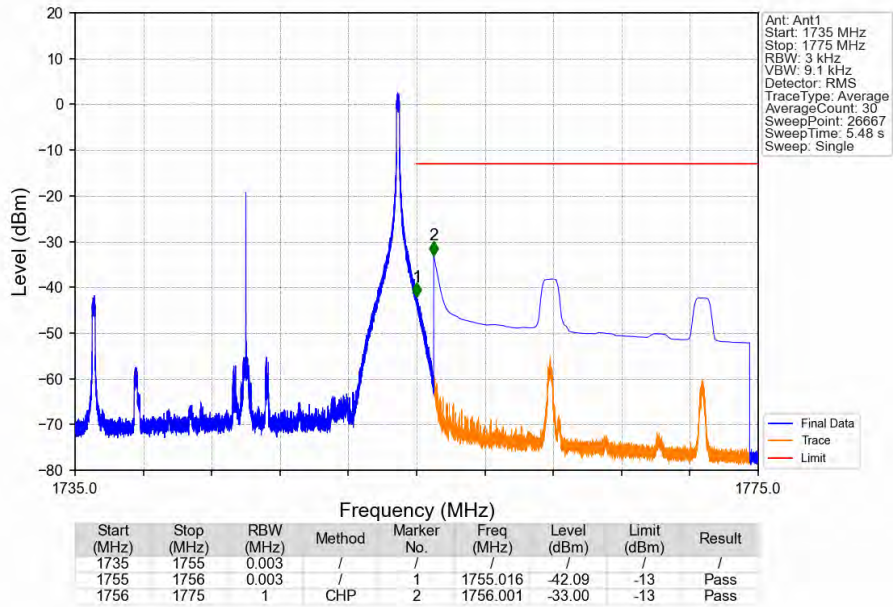
Band4_20MHz_16QAM_HCH_1745MHz_RB_1_0_NTNV



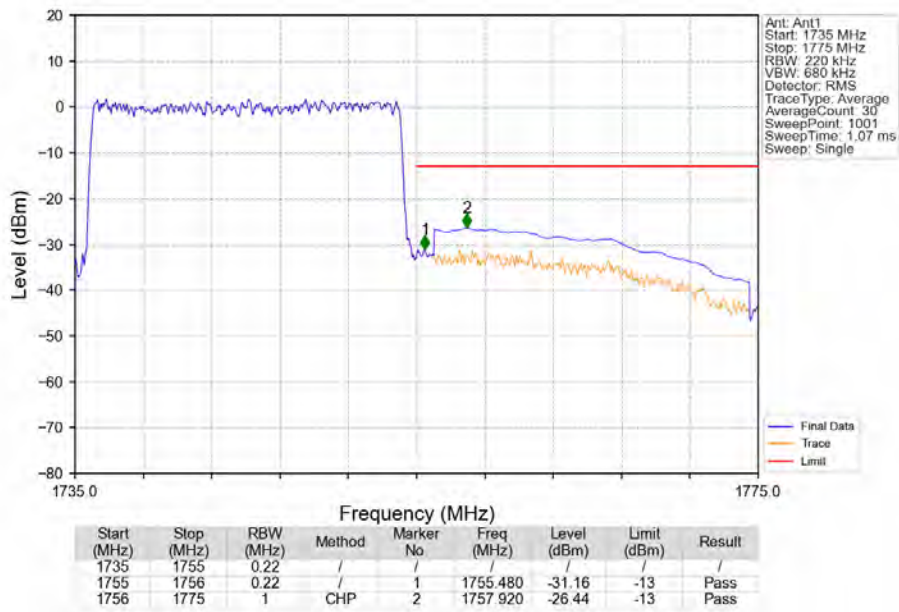
Band4_20MHz_16QAM_HCH_1745MHz_RB_1_0_NTNV



Band4_20MHz_16QAM_HCH_1745MHz_RB_1_99_NTNV



Band4_20MHz_16QAM_HCH_1745MHz_RB_100_0_NTNV



7. Form731

7.1 Form731_Power

7.1.1 Test Result

Band	BW	Lower Freq	High Freq	MAX Power (W)	Value	Hz/ppm	Emission Designator	Rule Parts	MAX Power (dBm)
4	1.4	1710.7	1754.3	0.1374	0.0131	ppm	1M12G7D	24E	21.38
4	1.4	1710.7	1754.3	0.1072	0.0076	ppm	1M12W7D	24E	20.30
4	3	1711.5	1753.5	0.1496	0.0065	ppm	2M74G7D	24E	21.75
4	3	1711.5	1753.5	0.1222	0.0067	ppm	2M73W7D	24E	20.87
4	5	1712.5	1752.5	0.1429	0.0085	ppm	4M61G7D	24E	21.55
4	5	1712.5	1752.5	0.1202	0.0068	ppm	4M59W7D	24E	20.80
4	10	1715	1750	0.1535	0.0062	ppm	9M10G7D	24E	21.86
4	10	1715	1750	0.1227	0.0086	ppm	9M10W7D	24E	20.89
4	15	1717.5	1747.5	0.1449	0.0071	ppm	13M7G7D	24E	21.61
4	15	1717.5	1747.5	0.1202	0.0064	ppm	13M6W7D	24E	20.80
4	20	1720	1745	0.1469	0.0051	ppm	18M2G7D	24E	21.67
4	20	1720	1745	0.1306	0.0073	ppm	18M2W7D	24E	21.16

7.2 Form731_EIRP

7.2.1 Test Result

Band	BW	Lower Freq	High Freq	MAX Power (W)	Value	Hz/ppm	Emission Designator	Rule Parts	MAX Power (dBm)
4	1.4	1710.7	1754.3	0.1432	0.0131	ppm	1M12G7D	24E	21.56
4	1.4	1710.7	1754.3	0.1116	0.0076	ppm	1M12W7D	24E	20.48
4	3	1711.5	1753.5	0.1559	0.0065	ppm	2M74G7D	24E	21.93
4	3	1711.5	1753.5	0.1273	0.0067	ppm	2M73W7D	24E	21.05
4	5	1712.5	1752.5	0.1489	0.0085	ppm	4M61G7D	24E	21.73
4	5	1712.5	1752.5	0.1253	0.0068	ppm	4M59W7D	24E	20.98
4	10	1715	1750	0.1599	0.0062	ppm	9M10G7D	24E	22.04
4	10	1715	1750	0.1279	0.0086	ppm	9M10W7D	24E	21.07
4	15	1717.5	1747.5	0.151	0.0071	ppm	13M7G7D	24E	21.79
4	15	1717.5	1747.5	0.1253	0.0064	ppm	13M6W7D	24E	20.98
4	20	1720	1745	0.1531	0.0051	ppm	18M2G7D	24E	21.85
4	20	1720	1745	0.1361	0.0073	ppm	18M2W7D	24E	21.34