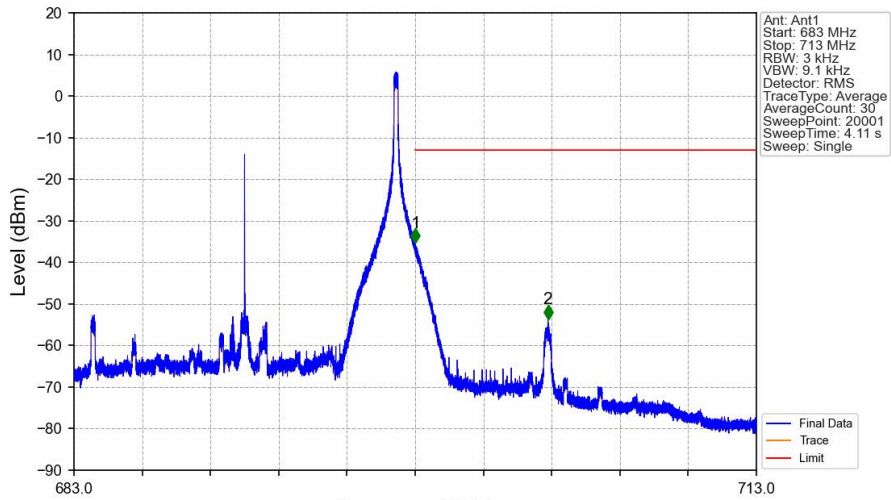
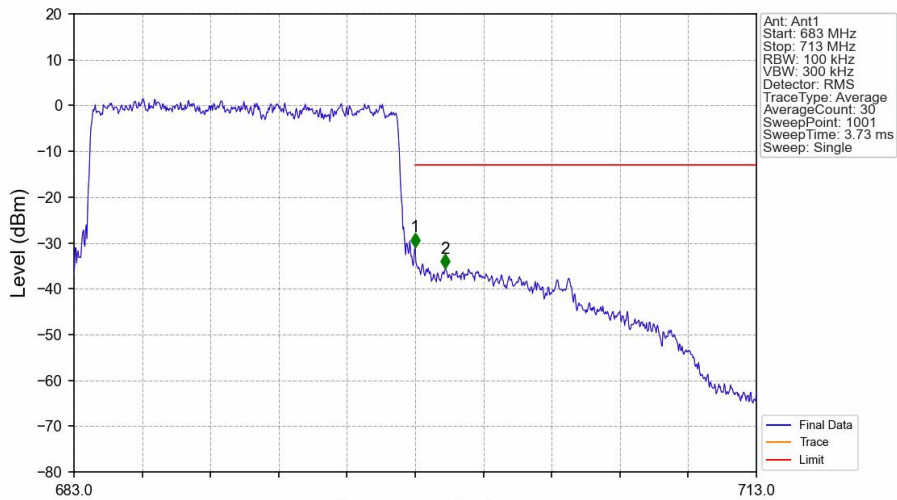


Band71_15MHz_16QAM_HCH_690.5MHz_RB_1_74_NTNV



Start (MHz)	Stop (MHz)	RBW (MHz)	Method	Marker No.	Freq (MHz)	Level (dBm)	Limit (dBm)	Result
683	698	0.003	/	/	/	/	/	/
698	699	0.003	/	1	698.006	-35.28	-13	Pass
699	713	0.1	/	2	703.837	-53.65	-13	Pass

Band71_15MHz_16QAM_HCH_690.5MHz_RB_75_0_NTNV



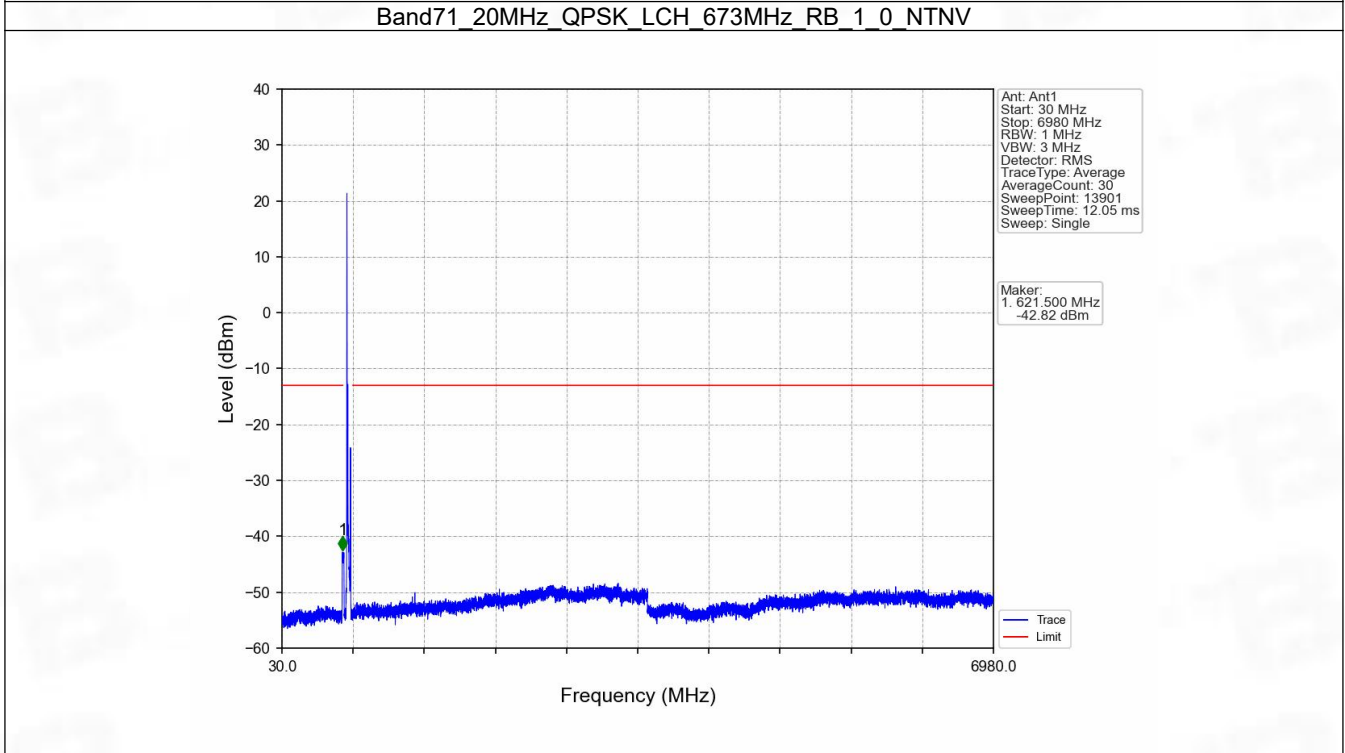
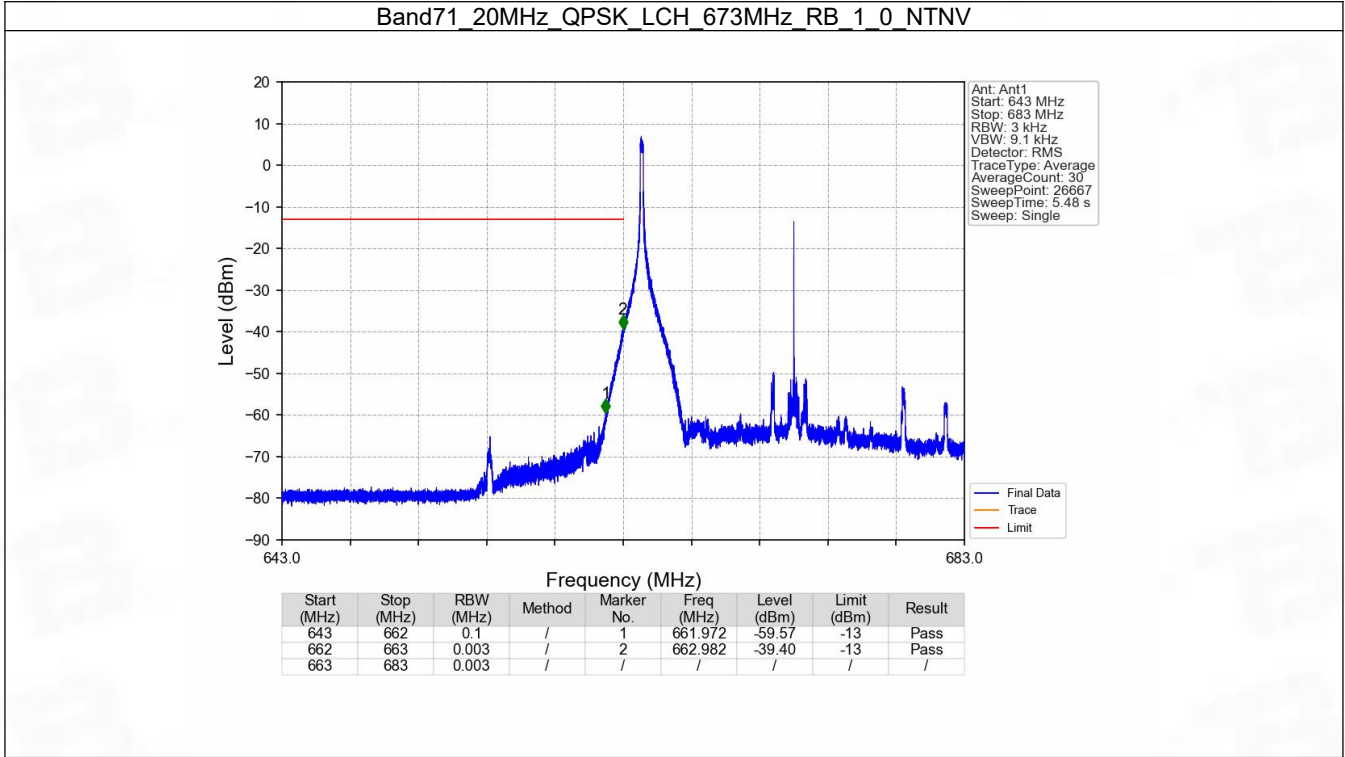
Start (MHz)	Stop (MHz)	RBW (MHz)	Method	Marker No.	Freq (MHz)	Level (dBm)	Limit (dBm)	Result
683	698	0.152	/	/	/	/	/	/
698	699	0.152	/	1	698.000	-30.90	-13	Pass
699	713	0.1	/	2	699.320	-35.62	-13	Pass

6.4 B71_20MHz

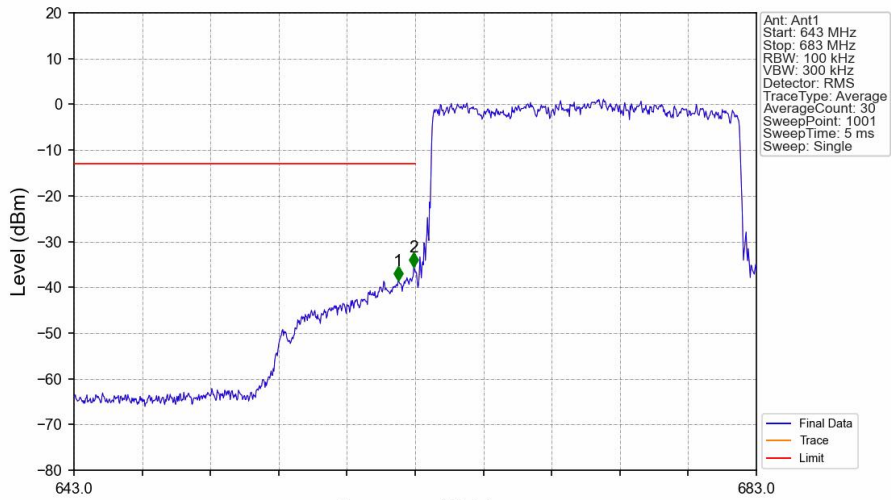
6.4.1 Test Result

Band: 71 / Bandwidth: 20MHz / NTV						
Modulation	Frequency (MHz)	RB Allocation		Spurious Emission		Verdict
		Size	Offset	Result	Limit	
QPSK	673	1	0	Refer To Test Graph		Pass
		100	0	Refer To Test Graph		Pass
	688	1	0	Refer To Test Graph		Pass
			99	Refer To Test Graph		Pass
		100	0	Refer To Test Graph		Pass
			0	Refer To Test Graph		Pass
16QAM	673	1	0	Refer To Test Graph		Pass
		100	0	Refer To Test Graph		Pass
	688	1	0	Refer To Test Graph		Pass
			99	Refer To Test Graph		Pass
		100	0	Refer To Test Graph		Pass
			0	Refer To Test Graph		Pass

6.4.2 Test Graph

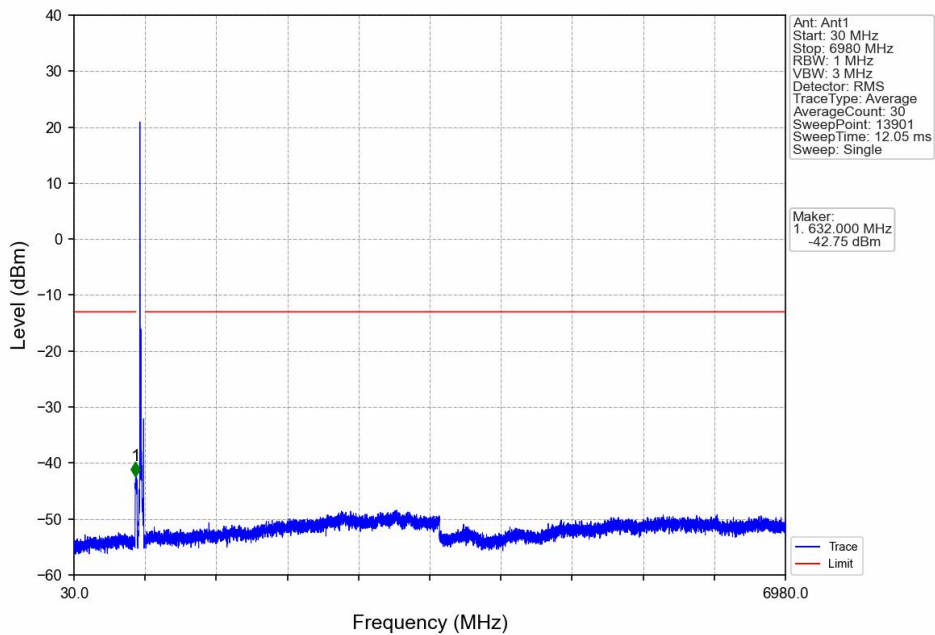


Band71_20MHz_QPSK_LCH_673MHz_RB_100_0_NTNV



Start (MHz)	Stop (MHz)	RBW (MHz)	Method	Marker No.	Freq (MHz)	Level (dBm)	Limit (dBm)	Result
643	662	0.1	/	1	662.000	-38.59	-13	Pass
662	663	0.198	/	2	662.920	-35.58	-13	Pass
663	683	0.198	/	/	/	/	/	/

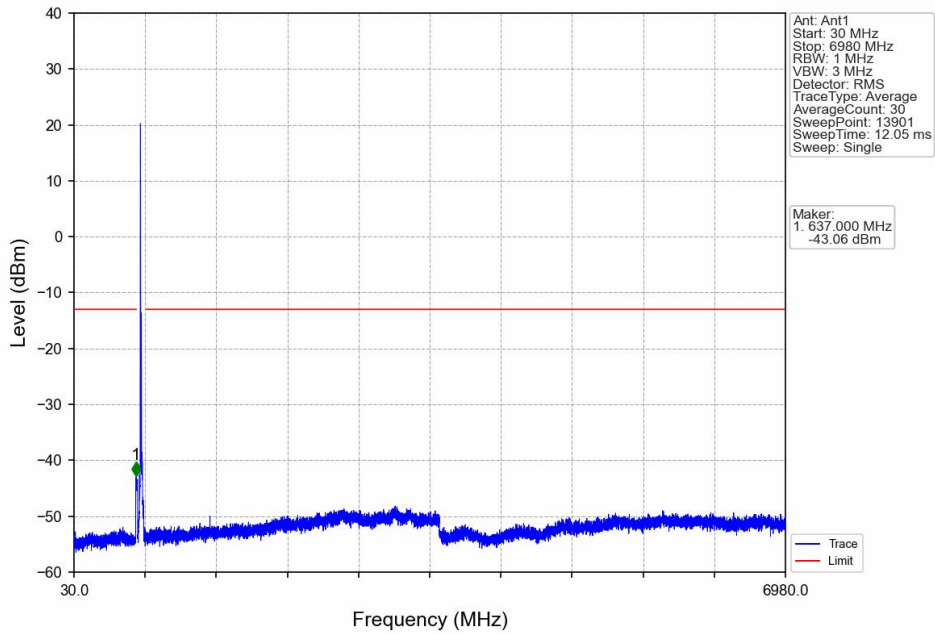
Band71_20MHz_QPSK_MCH_683MHz_RB_1_0_NTNV



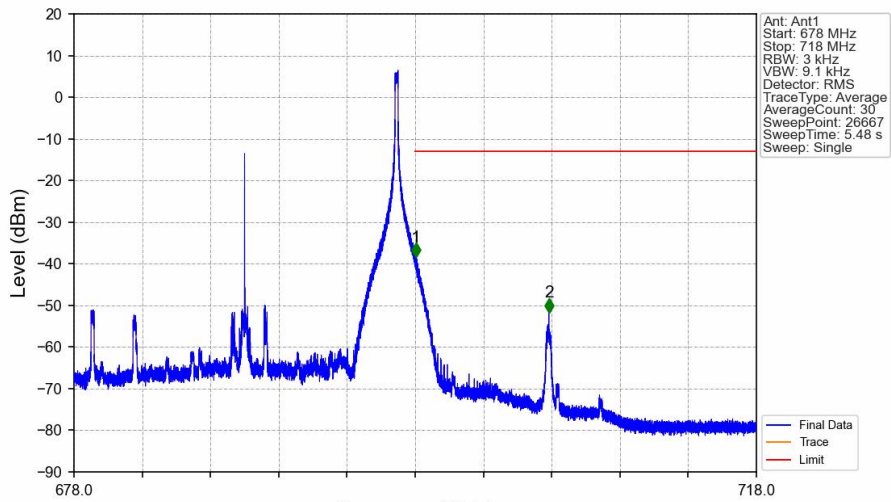
Ant: Ant1
 Start: 30 MHz
 Stop: 6980 MHz
 RBW: 1 MHz
 VBW: 3 MHz
 Detector: RMS
 TraceType: Average
 AverageCount: 30
 SweepPoint: 13901
 SweepTime: 12.05 ms
 Sweep: Single

Marker:
 1. 632.000 MHz
 -42.75 dBm

Band71_20MHz_QPSK_HCH_688MHz_RB_1_0_NTNV

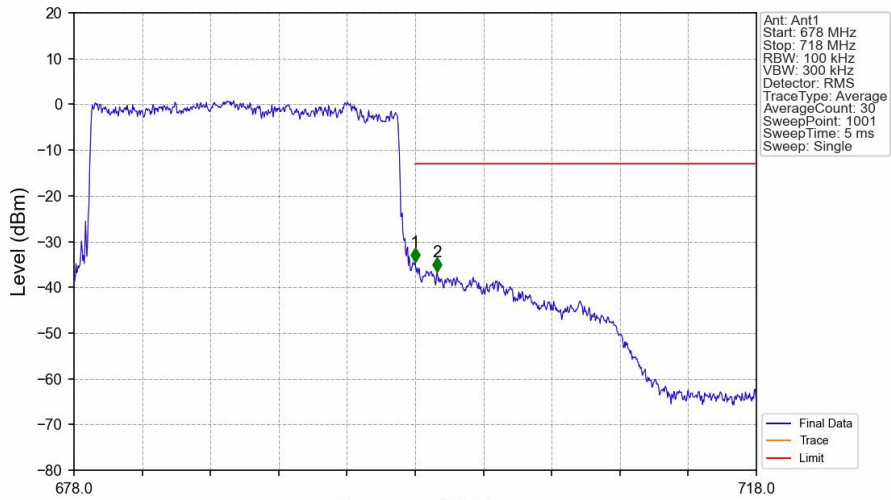


Band71_20MHz_QPSK_HCH_688MHz_RB_1_99_NTNV



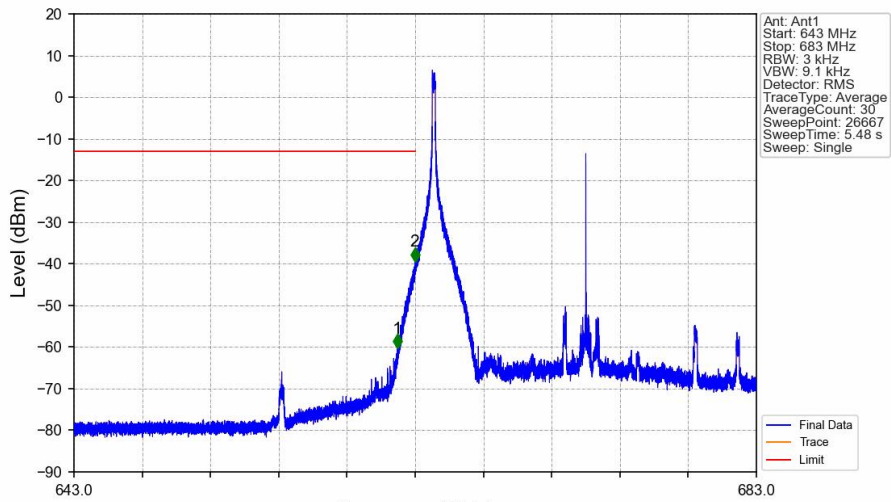
Start (MHz)	Stop (MHz)	RBW (MHz)	Method	Marker No.	Freq (MHz)	Level (dBm)	Limit (dBm)	Result
678	698	0.003	/	/	/	/	/	/
698	699	0.003	/	1	698.044	-38.37	-13	Pass
699	718	0.1	/	2	705.835	-51.72	-13	Pass

Band71_20MHz_QPSK_HCH_688MHz_RB_100_0_NTNV



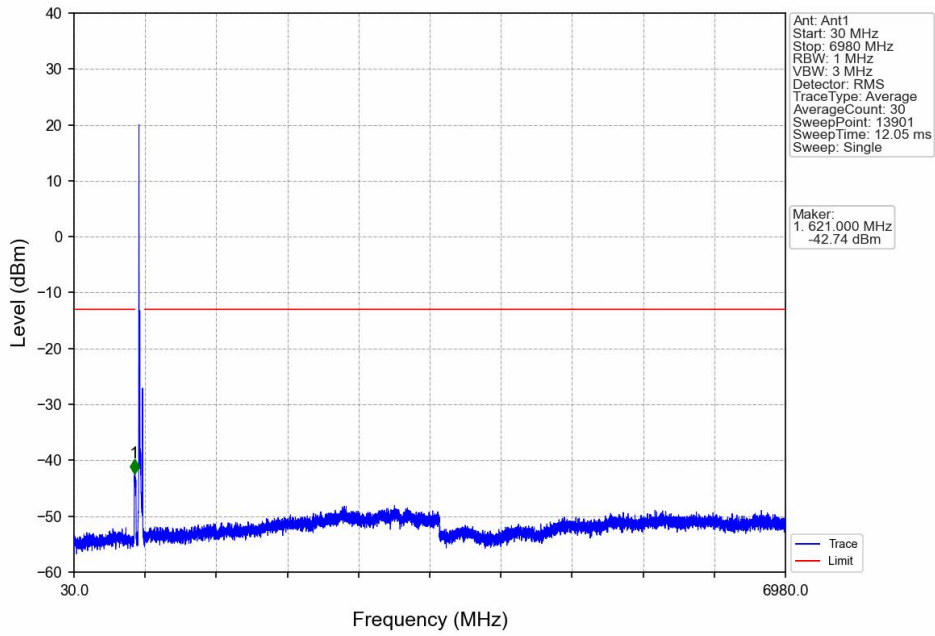
Start (MHz)	Stop (MHz)	RBW (MHz)	Method	Marker No.	Freq (MHz)	Level (dBm)	Limit (dBm)	Result
678	698	0.201	/	/	/	/	/	/
698	699	0.201	/	1	698.000	-34.52	-13	Pass
699	718	0.1	/	2	699.280	-36.61	-13	Pass

Band71_20MHz_16QAM_LCH_673MHz_RB_1_0_NTNV

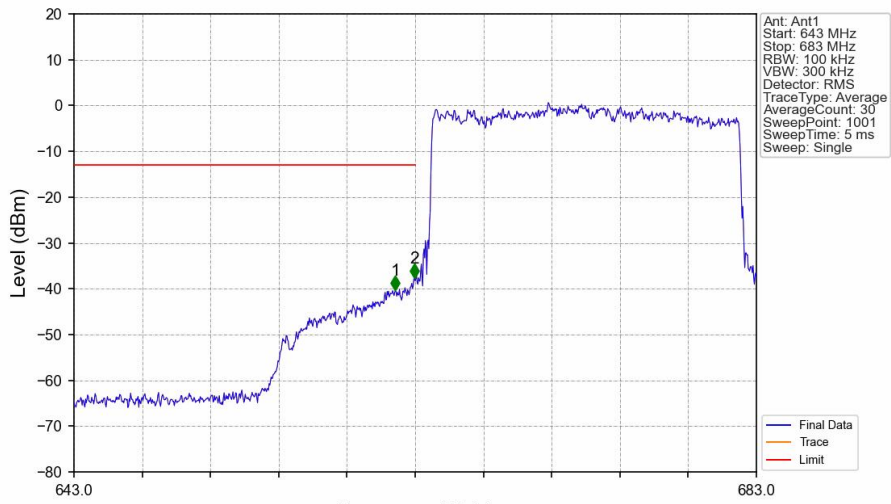


Start (MHz)	Stop (MHz)	RBW (MHz)	Method	Marker No.	Freq (MHz)	Level (dBm)	Limit (dBm)	Result
643	662	0.1	/	/	/	/	/	/
662	663	0.003	/	2	662.982	-39.49	-13	Pass
663	683	0.003	/	/	/	/	/	/

Band71_20MHz_16QAM_LCH_673MHz_RB_1_0_NTNV

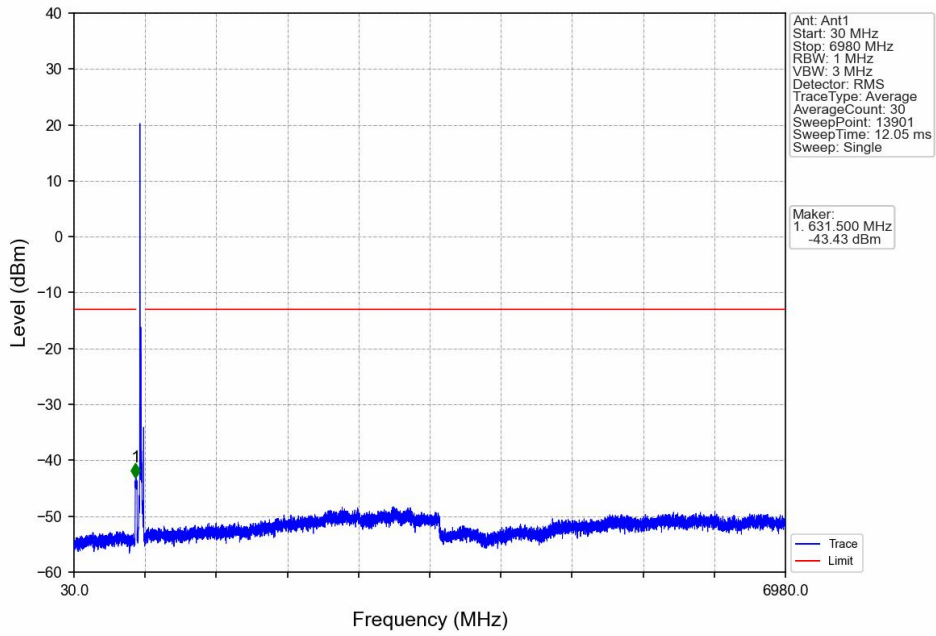


Band71_20MHz_16QAM_LCH_673MHz_RB_100_0_NTNV

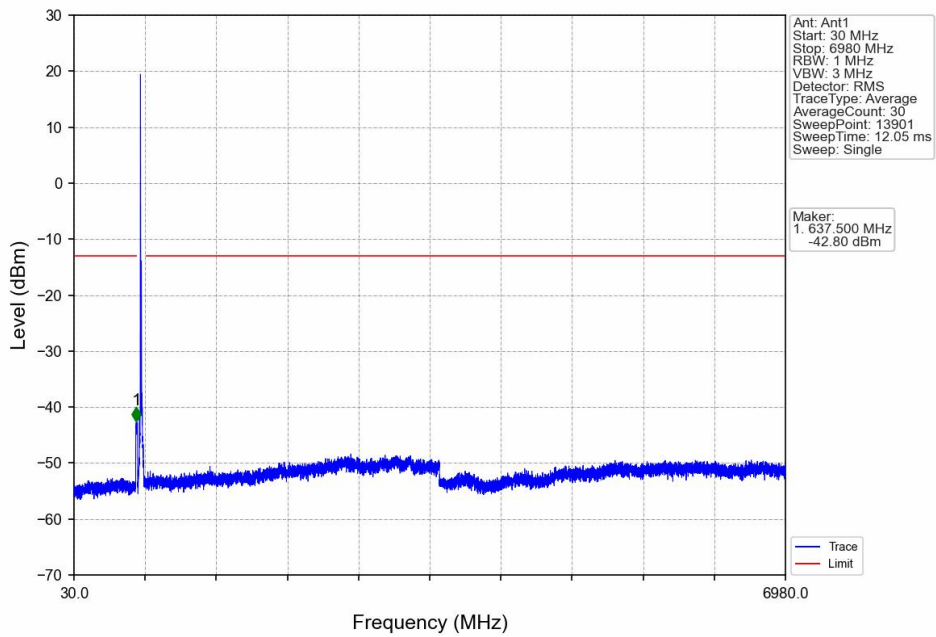


Start (MHz)	Stop (MHz)	RBW (MHz)	Method	Marker No.	Freq (MHz)	Level (dBm)	Limit (dBm)	Result
643	662	0.1	/	1	661.840	-40.39	-13	Pass
662	663	0.201	/	2	662.960	-37.70	-13	Pass
663	683	0.201	/	/	/	/	/	/

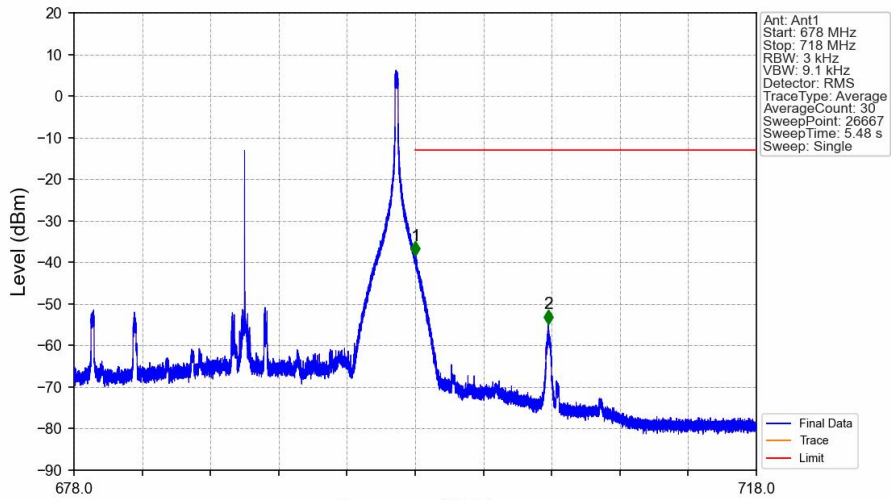
Band71_20MHz_16QAM_MCH_683MHz_RB_1_0_NTNV



Band71_20MHz_16QAM_HCH_688MHz_RB_1_0_NTNV

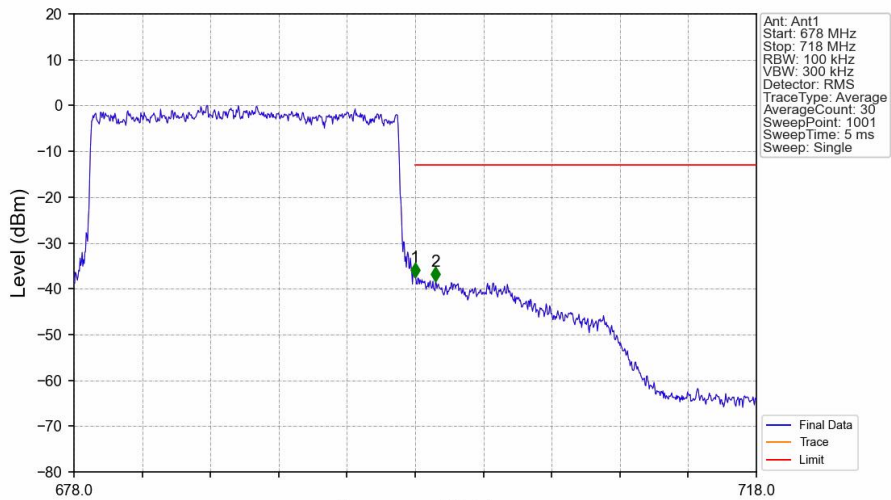


Band71_20MHz_16QAM_HCH_688MHz_RB_1_99_NTNV



Start (MHz)	Stop (MHz)	RBW (MHz)	Method	Marker No.	Freq (MHz)	Level (dBm)	Limit (dBm)	Result
678	698	0.003	/	/	/	/	/	/
698	699	0.003	/	1	698.005	-38.45	-13	Pass
699	718	0.1	/	2	705.805	-54.81	-13	Pass

Band71_20MHz_16QAM_HCH_688MHz_RB_100_0_NTNV



Start (MHz)	Stop (MHz)	RBW (MHz)	Method	Marker No.	Freq (MHz)	Level (dBm)	Limit (dBm)	Result
678	698	0.201	/	/	/	/	/	/
698	699	0.201	/	1	698.000	-37.46	-13	Pass
699	718	0.1	/	2	699.200	-38.33	-13	Pass

7. Form731

7.1 Form731_Power

7.1.1 Test Result

Band	BW	Lower Freq	High Freq	MAX Power (W)	Value	Hz/ppm	Emission Designator	Rule Parts	MAX Power (dBm)
71	5	665.5	695.5	0.1914	0.0144	ppm	4M59G7D	27N	22.82
71	5	665.5	695.5	0.1419	0.0203	ppm	4M62W7D	27N	21.52
71	10	668	693	0.1897	0.0145	ppm	9M11G7D	27N	22.78
71	10	668	693	0.1560	0.0166	ppm	9M10W7D	27N	21.93
71	15	670.5	690.5	0.1816	0.0162	ppm	13M6G7D	27N	22.59
71	15	670.5	690.5	0.1489	0.0137	ppm	13M7W7D	27N	21.73
71	20	673	688	0.1758	0.0130	ppm	18M2G7D	27N	22.45
71	20	673	688	0.1517	0.0155	ppm	18M2W7D	27N	21.81

7.2 Form731_ERP

7.2.1 Test Result

Band	BW	Lower Freq	High Freq	MAX Power (W)	Value	Hz/ppm	Emission Designator	Rule Parts	MAX Power (dBm)
71	5	665.5	695.5	0.0511	0.0144	ppm	4M59G7D	27N	17.08
71	5	665.5	695.5	0.0378	0.0203	ppm	4M62W7D	27N	15.78
71	10	668	693	0.0506	0.0145	ppm	9M11G7D	27N	17.04
71	10	668	693	0.0416	0.0166	ppm	9M10W7D	27N	16.19
71	15	670.5	690.5	0.0484	0.0162	ppm	13M6G7D	27N	16.85
71	15	670.5	690.5	0.0397	0.0137	ppm	13M7W7D	27N	15.99
71	20	673	688	0.0469	0.0130	ppm	18M2G7D	27N	16.71
71	20	673	688	0.0405	0.0155	ppm	18M2W7D	27N	16.07