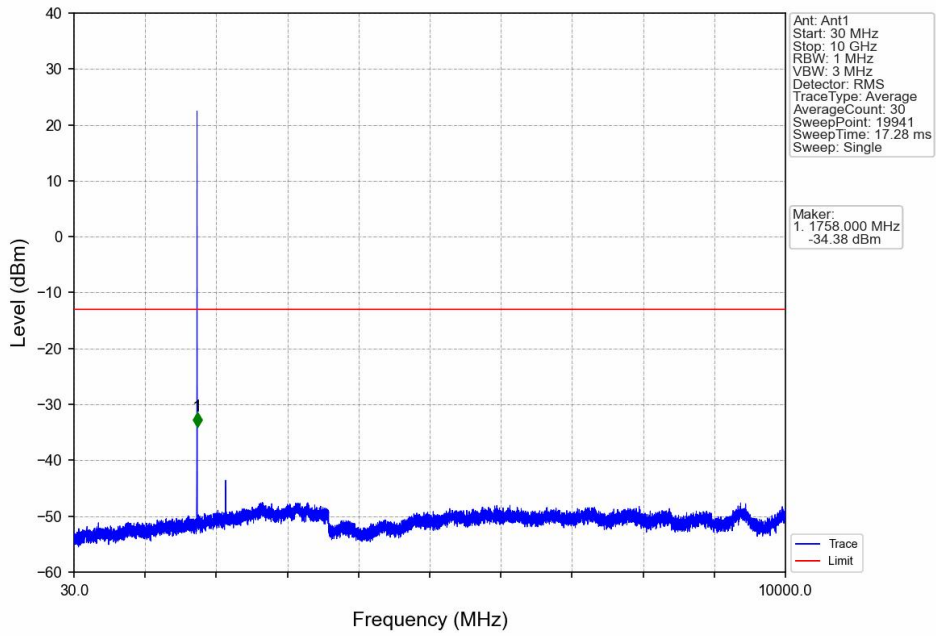
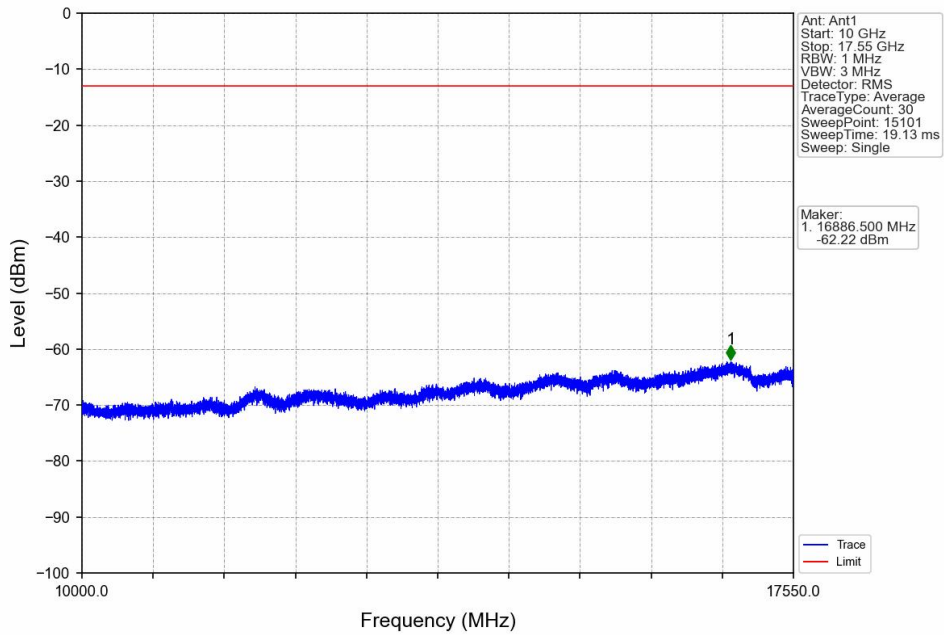


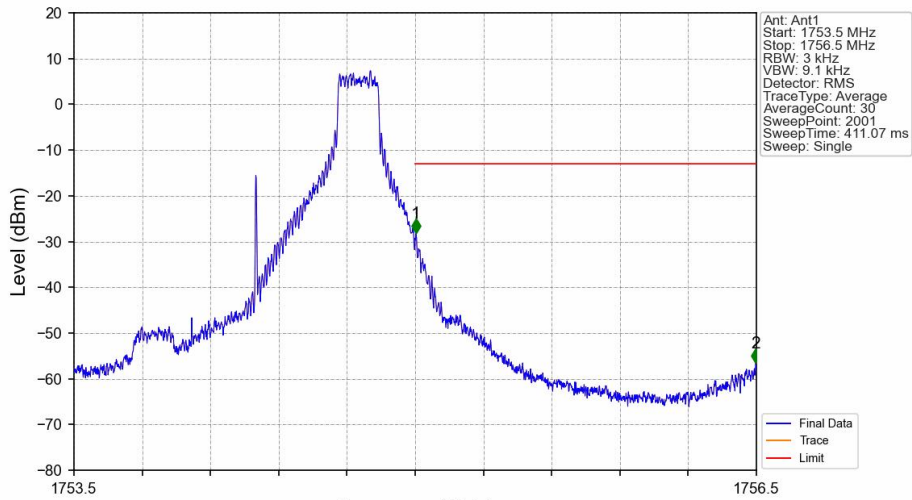
Band4_1.4MHz_QPSK_HCH_1754.3MHz_RB_1_0_NTNV



Band4_1.4MHz_QPSK_HCH_1754.3MHz_RB_1_0_NTNV

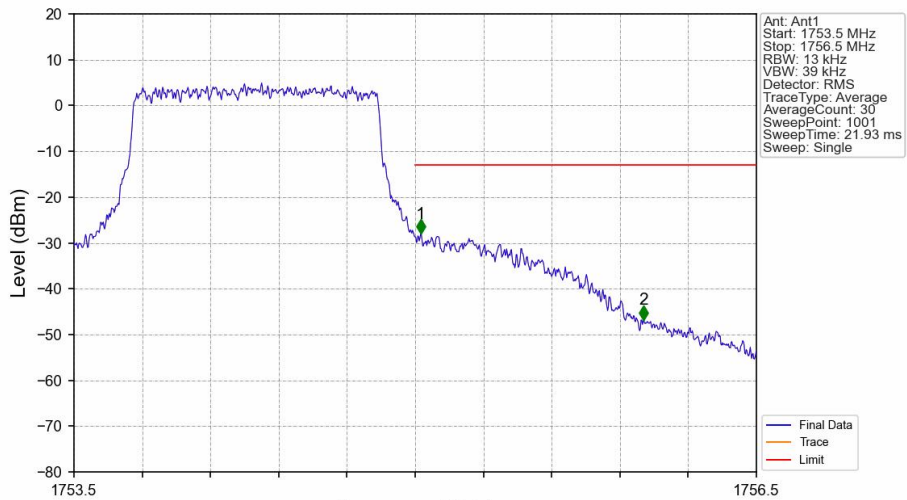


Band4_1.4MHz_QPSK_HCH_1754.3MHz_RB_1_5_NTNV



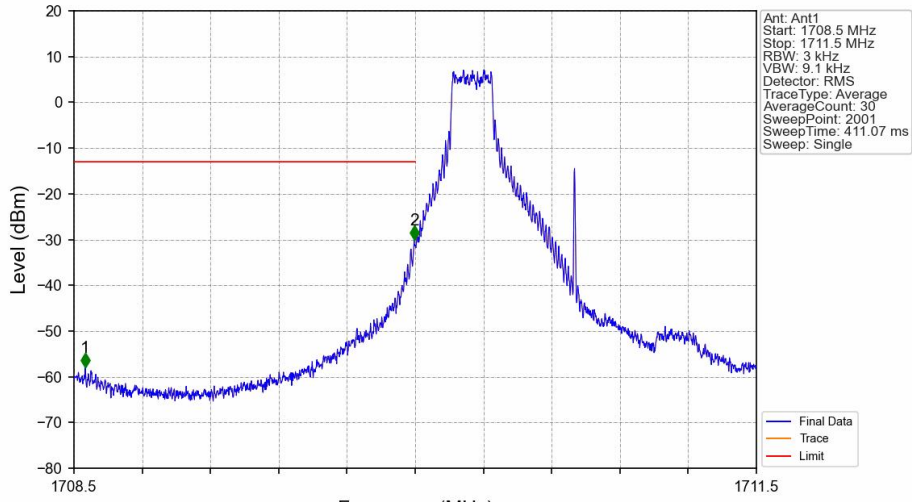
Start (MHz)	Stop (MHz)	RBW (MHz)	Method	Marker No.	Freq (MHz)	Level (dBm)	Limit (dBm)	Result
1753.5	1755	0.003	/	/	/	/	/	/
1755	1756	0.003	/	1	1755.003	-28.22	-13	Pass
1756	1756.5	1	/	2	1756.497	-56.59	-13	Pass

Band4_1.4MHz_QPSK_HCH_1754.3MHz_RB_6_0_NTNV



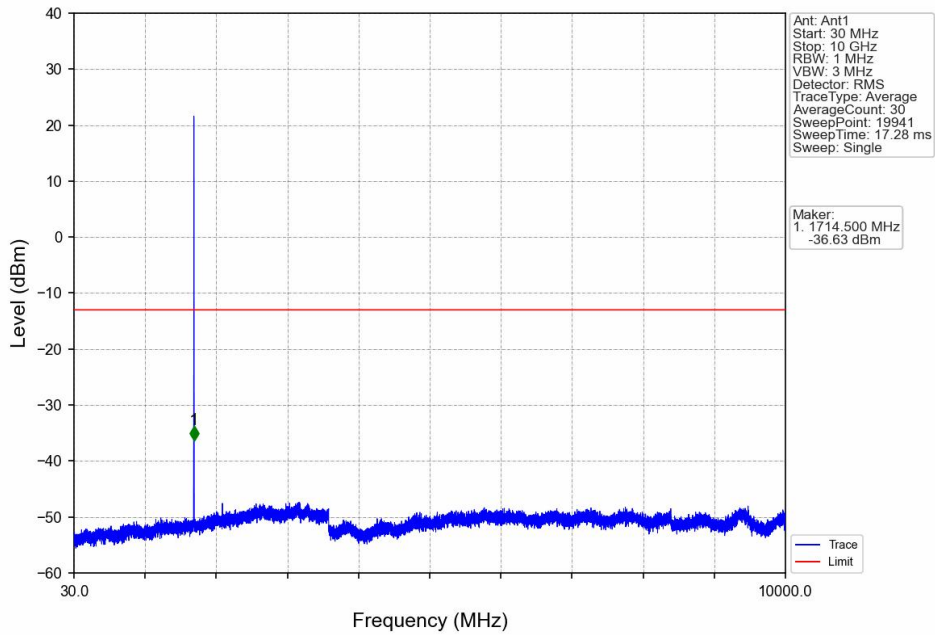
Start (MHz)	Stop (MHz)	RBW (MHz)	Method	Marker No.	Freq (MHz)	Level (dBm)	Limit (dBm)	Result
1753.5	1755	0.013	/	/	/	/	/	/
1755	1756	0.013	/	1	1755.024	-27.94	-13	Pass
1756	1756.5	1	/	2	1756.005	-46.76	-13	Pass

Band4_1.4MHz_16QAM_LCH_1710.7MHz_RB_1_0_NTNV

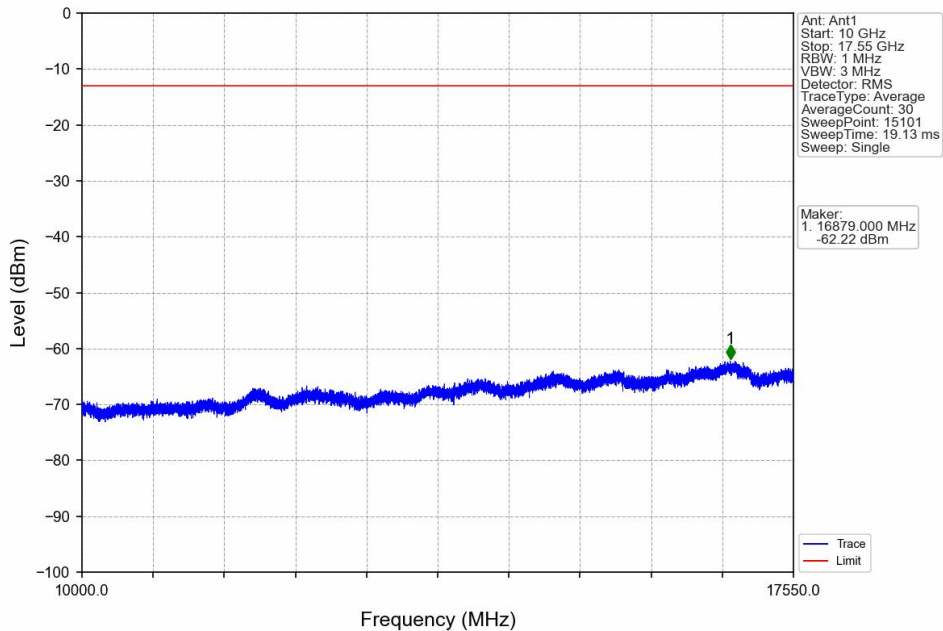


Start (MHz)	Stop (MHz)	RBW (MHz)	Method	Marker No.	Freq (MHz)	Level (dBm)	Limit (dBm)	Result
1708.5	1709	1	/	1	1708.550	-57.92	-13	Pass
1709	1710	0.003	/	2	1709.995	-30.06	-13	Pass
1710	1711.5	0.003	/	/	/	/	/	/

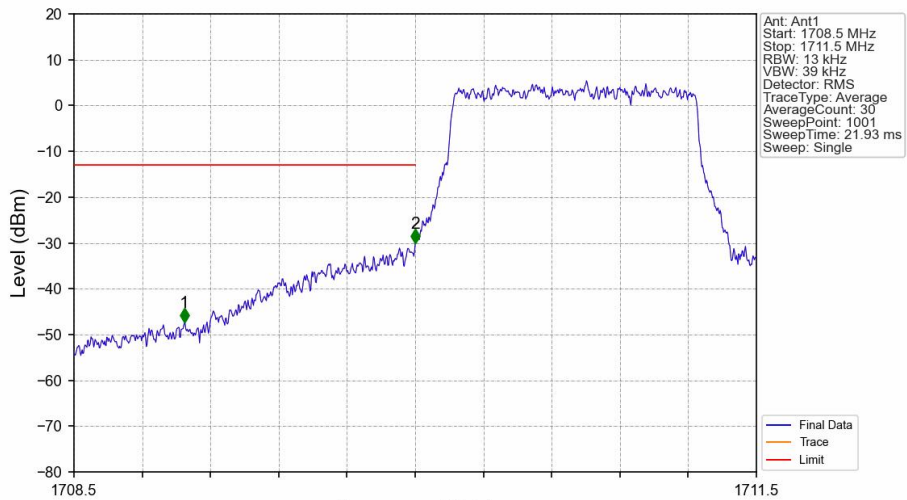
Band4_1.4MHz_16QAM_LCH_1710.7MHz_RB_1_0_NTNV



Band4_1.4MHz_16QAM_LCH_1710.7MHz_RB_1_0_NTNV

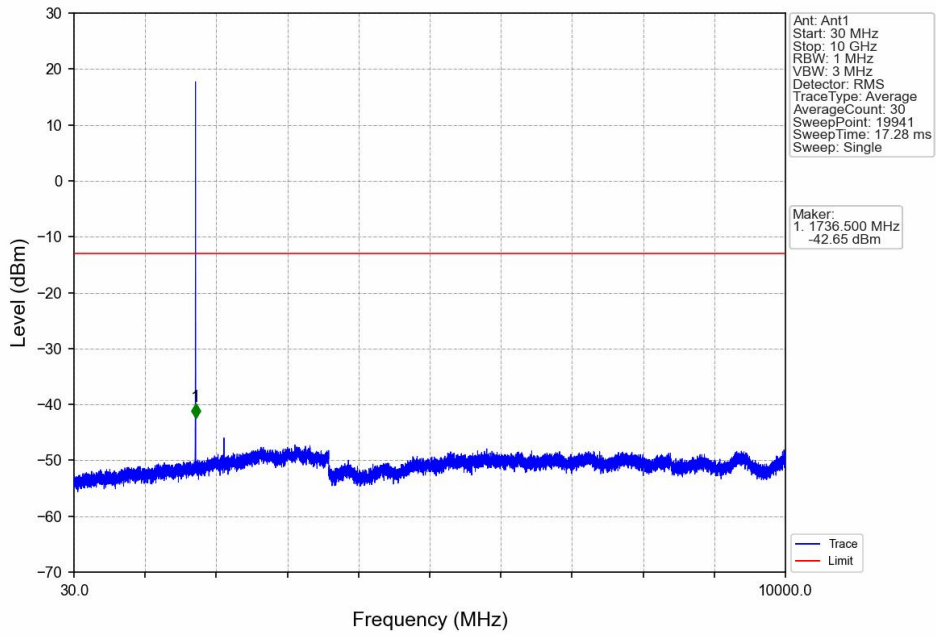


Band4_1.4MHz_16QAM_LCH_1710.7MHz_RB_6_0_NTNV

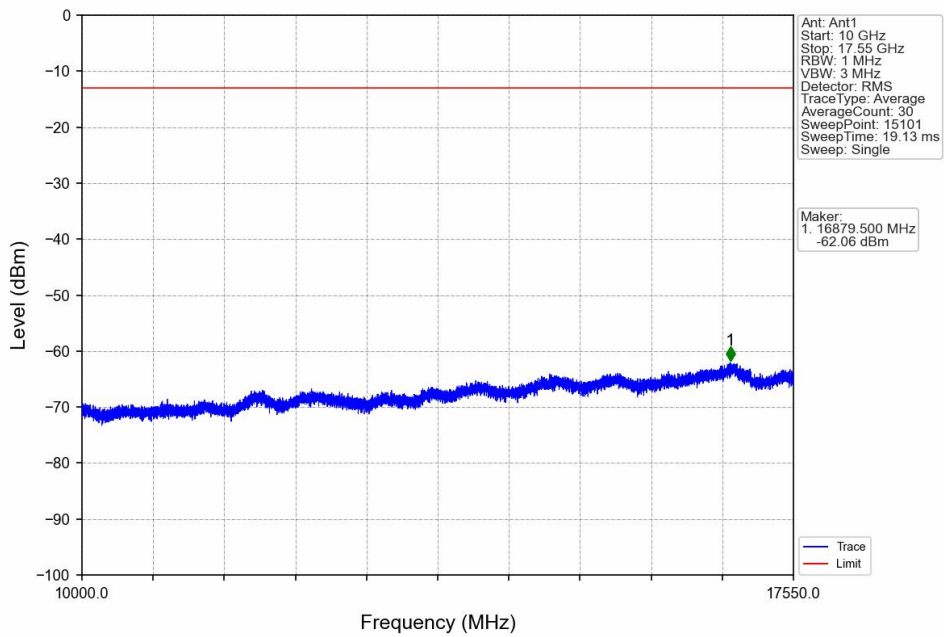


Start (MHz)	Stop (MHz)	RBW (MHz)	Method	Marker No.	Freq (MHz)	Level (dBm)	Limit (dBm)	Result
1708.5	1709	1	/	1	1708.986	-47.32	-13	Pass
1709	1710	0.013	/	2	1710.000	-30.08	-13	Pass
1710	1711.5	0.013	/	/	/	/	/	/

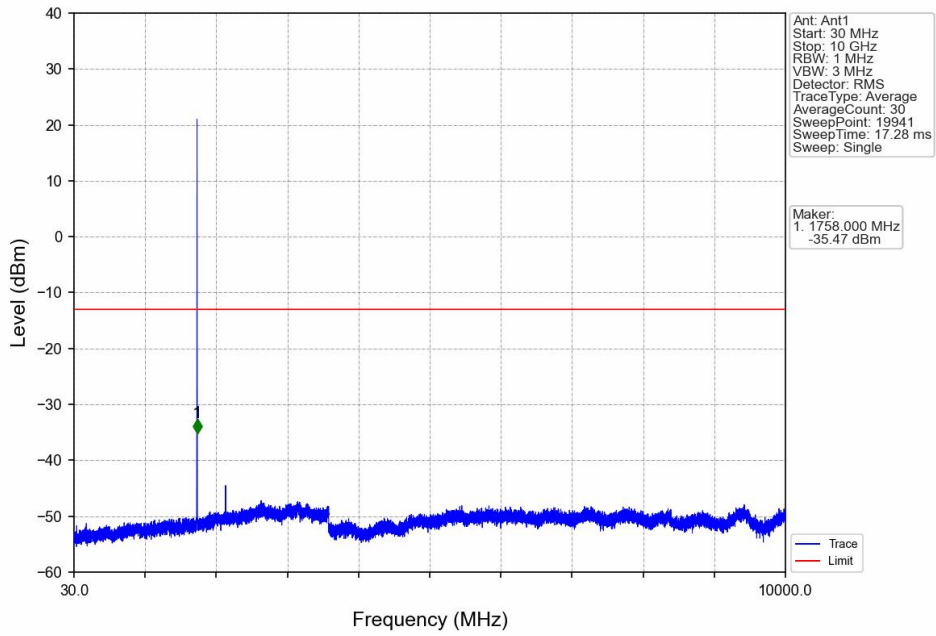
Band4 1.4MHz 16QAM MCH 1732.5MHz RB 1 0 NTN



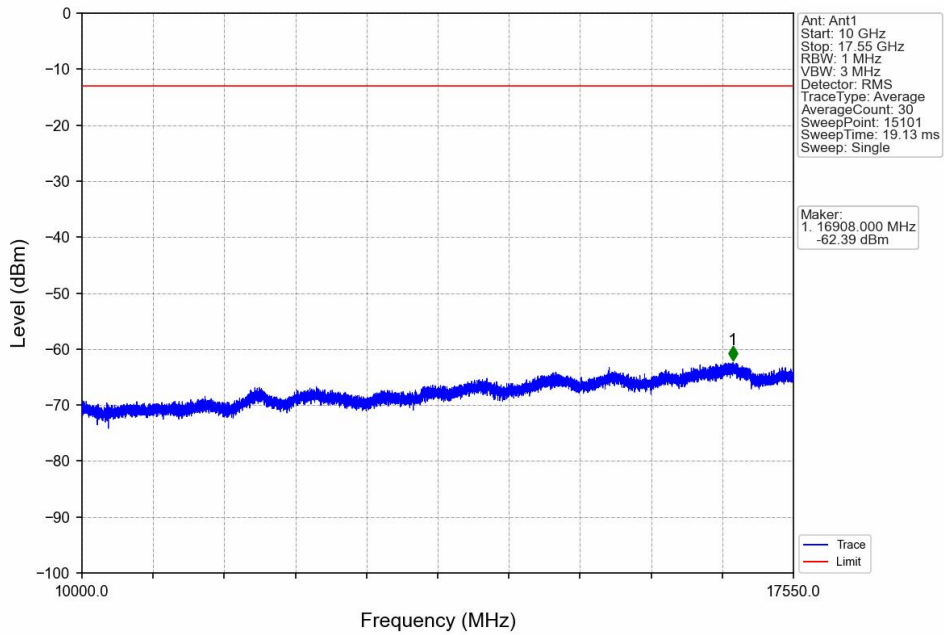
Band4 1.4MHz 16QAM MCH 1732.5MHz RB 1 0 NTN



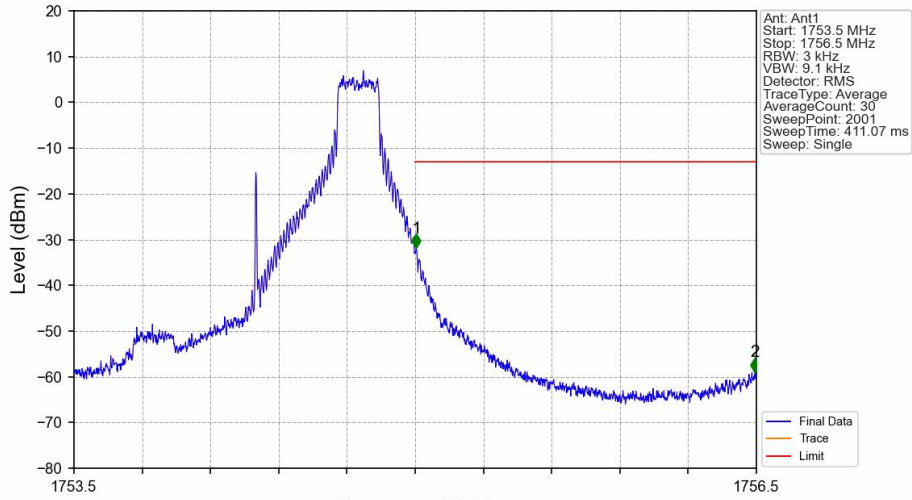
Band4_1.4MHz_16QAM_HCH_1754.3MHz_RB_1_0_NTNV



Band4_1.4MHz_16QAM_HCH_1754.3MHz_RB_1_0_NTNV

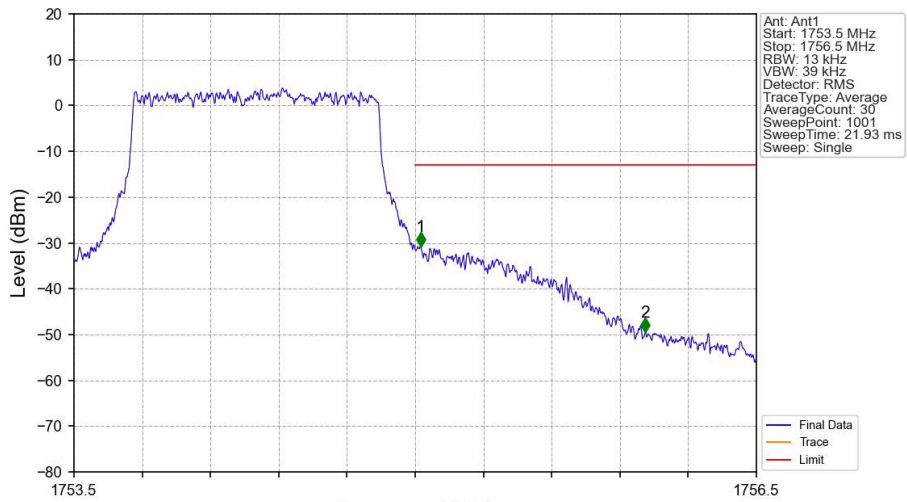


Band4_1.4MHz_16QAM_HCH_1754.3MHz_RB_1_5_NTNV



Start (MHz)	Stop (MHz)	RBW (MHz)	Method	Marker No.	Freq (MHz)	Level (dBm)	Limit (dBm)	Result
1753.5	1755	0.003	/	/	/	/	/	/
1755	1756	0.003	/	1	1755.005	-31.91	-13	Pass
1756	1756.5	1	/	2	1756.494	-58.94	-13	Pass

Band4_1.4MHz_16QAM_HCH_1754.3MHz_RB_6_0_NTNV



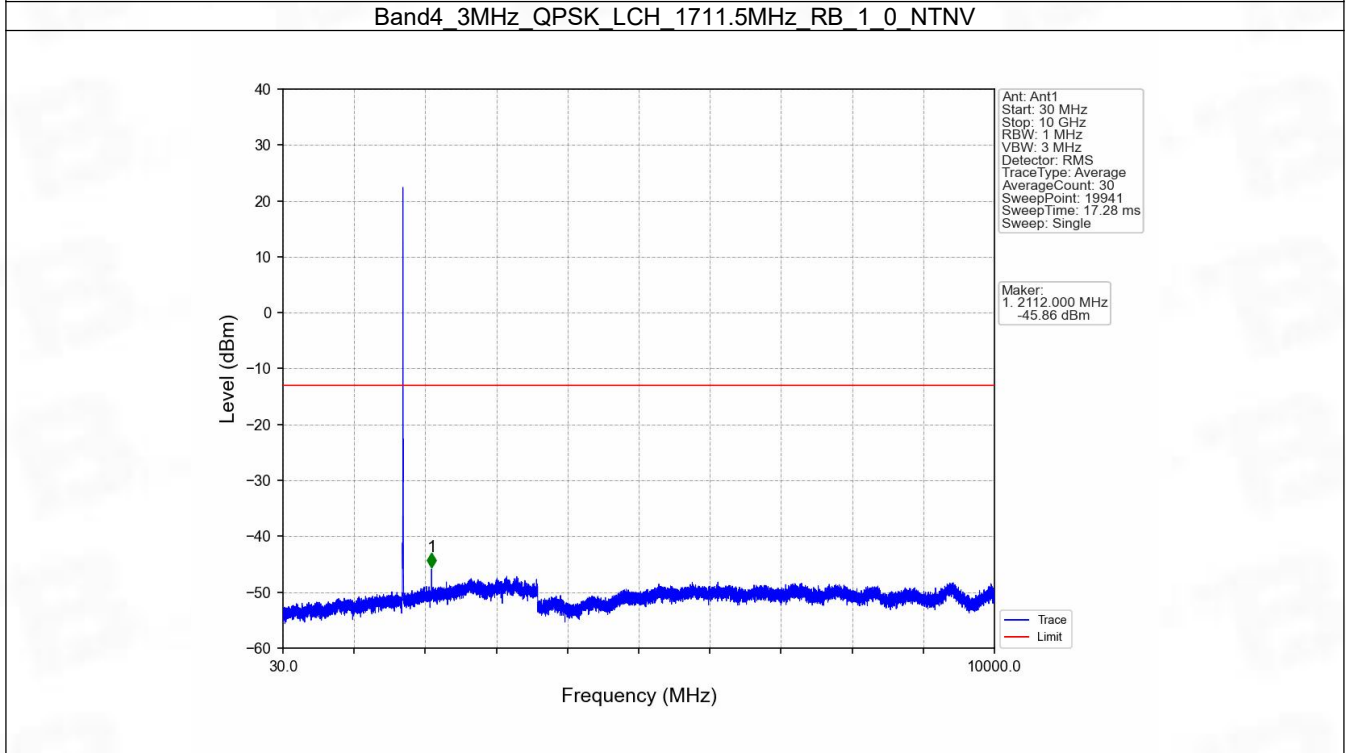
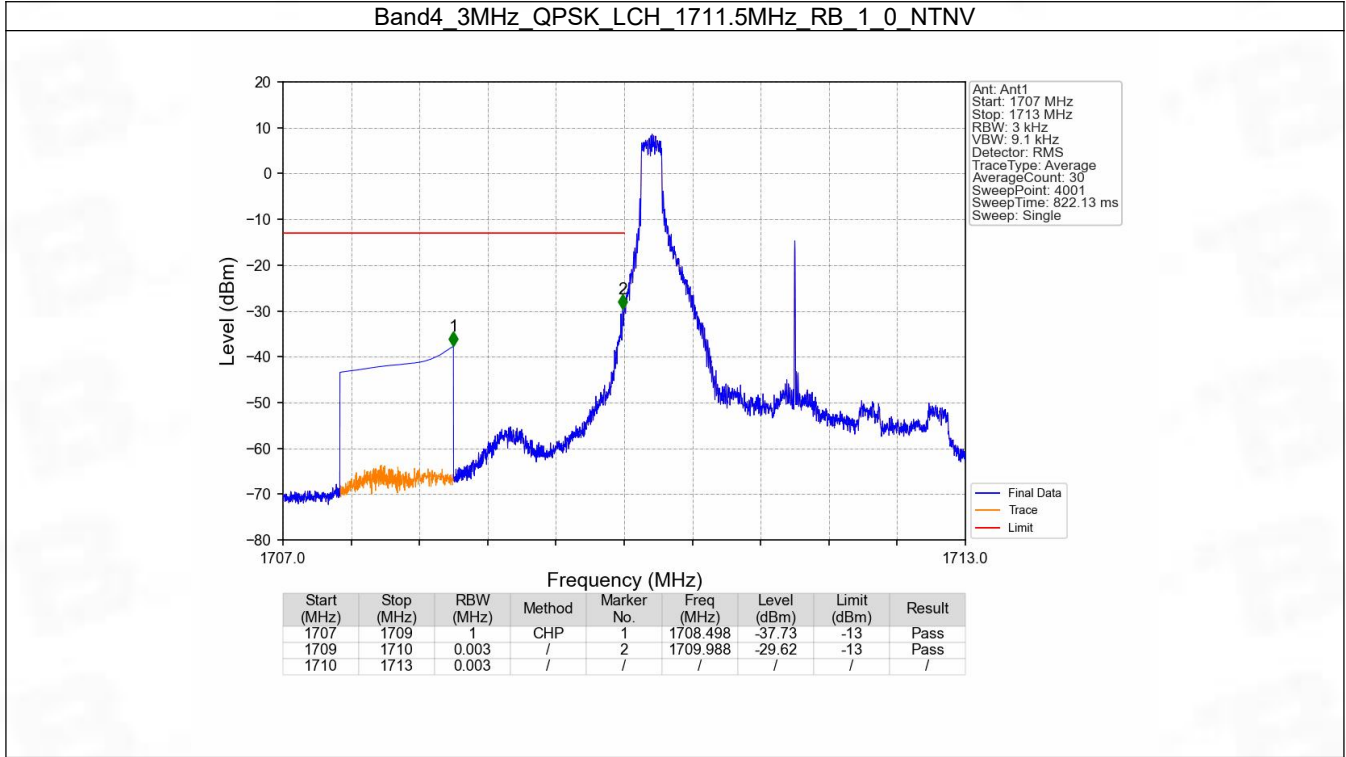
Start (MHz)	Stop (MHz)	RBW (MHz)	Method	Marker No.	Freq (MHz)	Level (dBm)	Limit (dBm)	Result
1753.5	1755	0.013	/	/	/	/	/	/
1755	1756	0.013	/	1	1755.024	-30.76	-13	Pass
1756	1756.5	1	/	2	1756.011	-49.47	-13	Pass

6.2 B4_3MHz

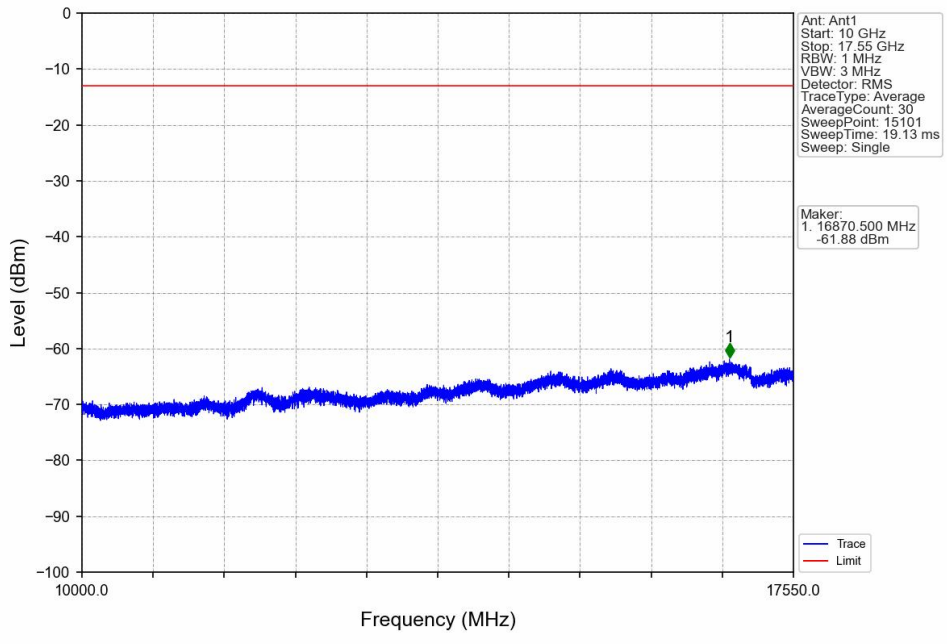
6.2.1 Test Result

Band: 4 / Bandwidth: 3MHz / NTV						
Modulation	Frequency (MHz)	RB Allocation		Spurious Emission		Verdict
		Size	Offset	Result	Limit	
QPSK	1711.5	1	0	Refer To Test Graph		Pass
		15	0	Refer To Test Graph		Pass
	1753.5	1	0	Refer To Test Graph		Pass
		1	0	Refer To Test Graph		Pass
			14	Refer To Test Graph		Pass
		15	0	Refer To Test Graph		Pass
16QAM	1711.5	1	0	Refer To Test Graph		Pass
		15	0	Refer To Test Graph		Pass
	1753.5	1	0	Refer To Test Graph		Pass
		1	0	Refer To Test Graph		Pass
			14	Refer To Test Graph		Pass
		15	0	Refer To Test Graph		Pass

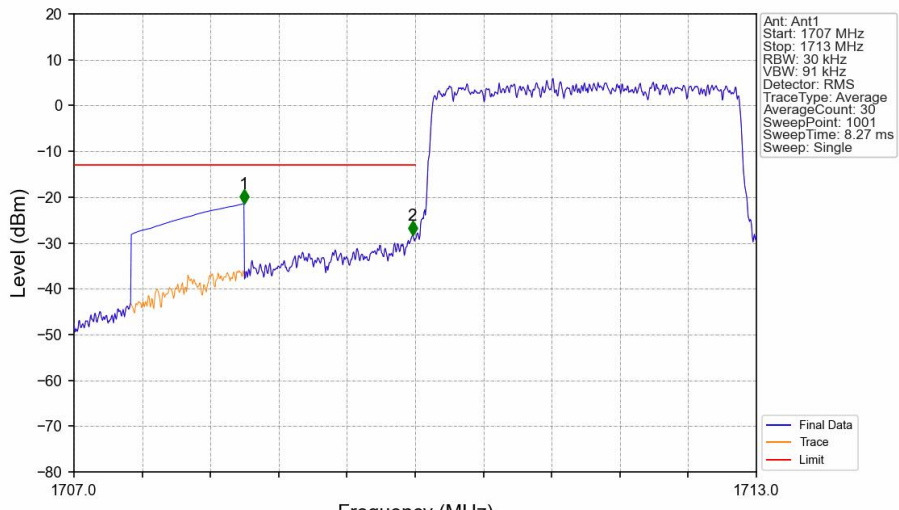
6.2.2 Test Graph



Band4_3MHz_QPSK_LCH_1711.5MHz_RB_1_0_NTNV

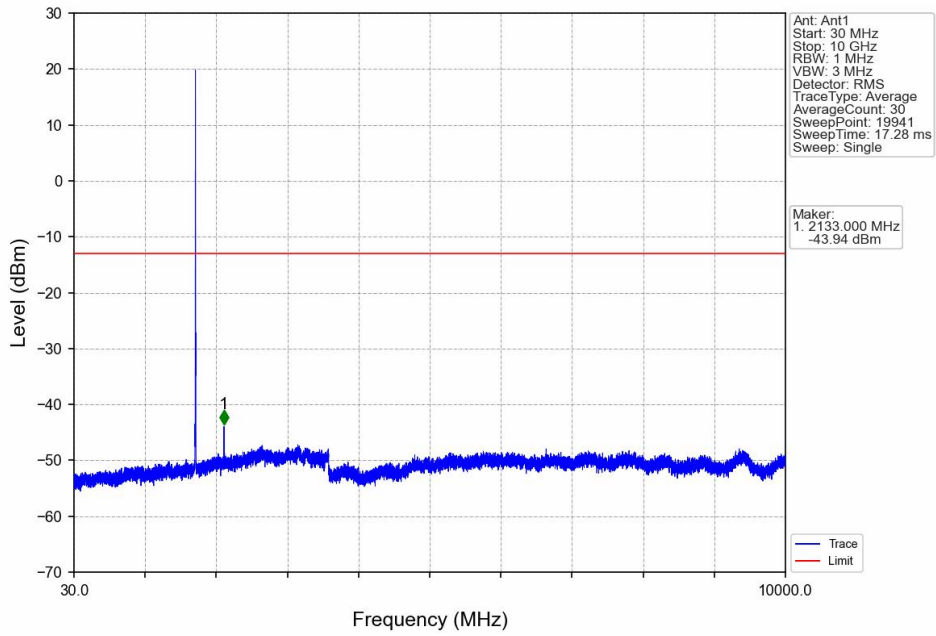


Band4_3MHz_QPSK_LCH_1711.5MHz_RB_15_0_NTNV

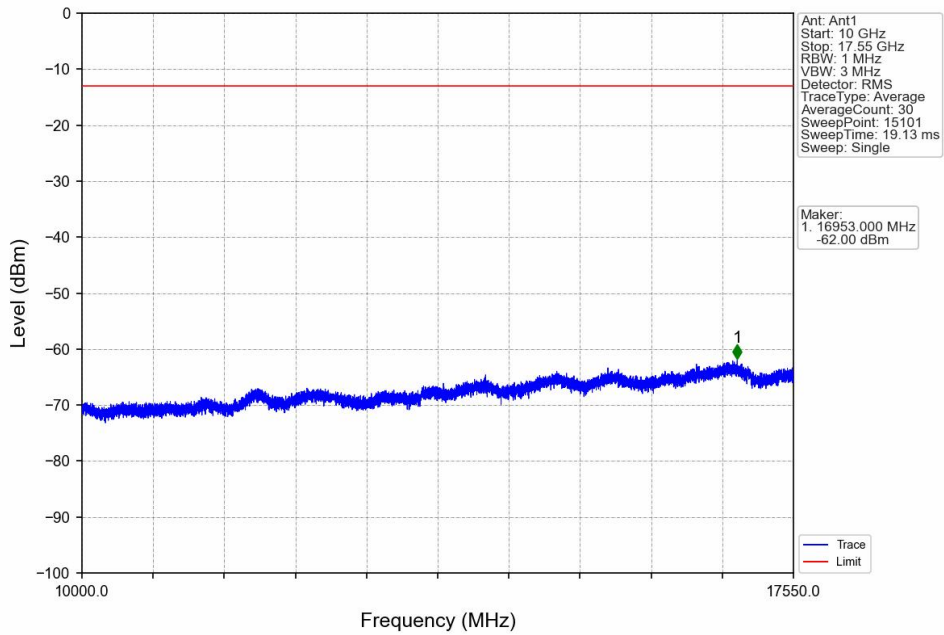


Start (MHz)	Stop (MHz)	RBW (MHz)	Method	Marker No.	Freq (MHz)	Level (dBm)	Limit (dBm)	Result
1707	1709	1	CHP	1	1708.494	-21.40	-13	Pass
1709	1710	0.03	/	2	1709.976	-28.37	-13	Pass
1710	1713	0.03	/	/	/	/	/	/

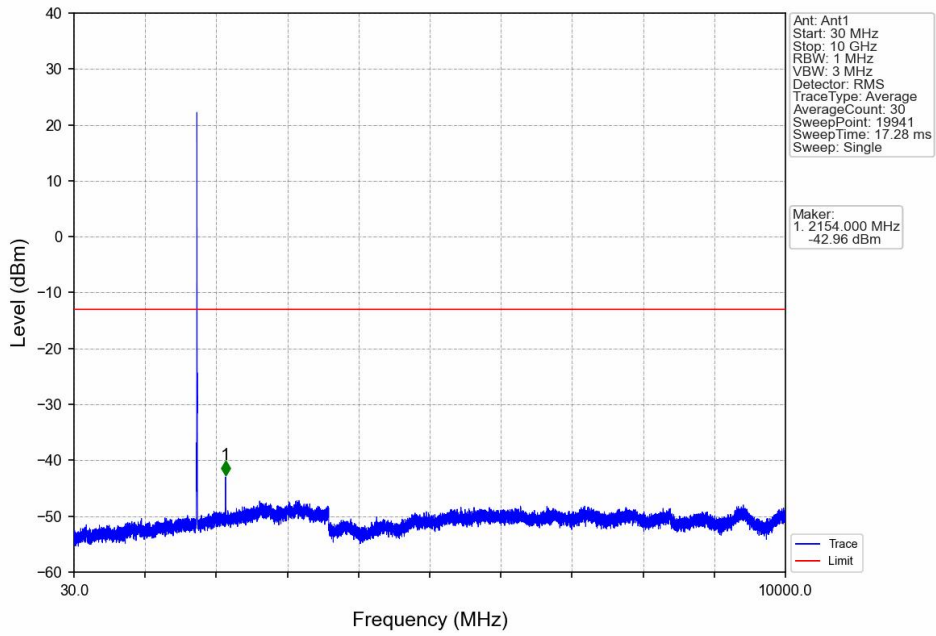
Band4_3MHz_QPSK_MCH_1732.5MHz_RB_1_0_NTNV



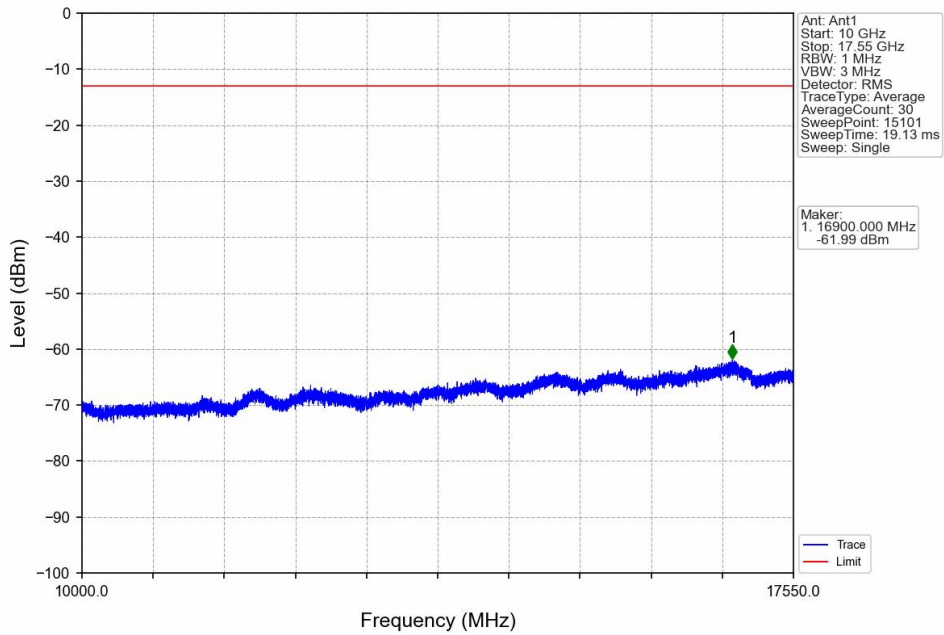
Band4_3MHz_QPSK_MCH_1732.5MHz_RB_1_0_NTNV



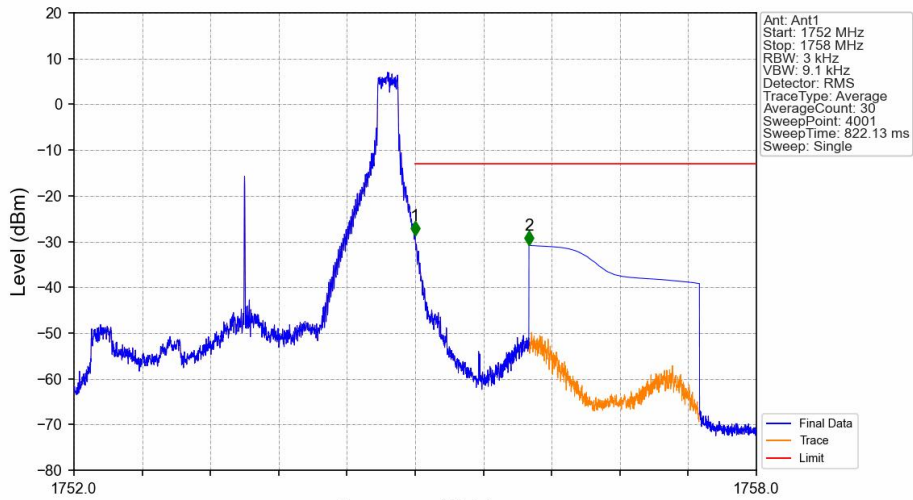
Band4_3MHz_QPSK_HCH_1753.5MHz_RB_1_0_NTNV



Band4_3MHz_QPSK_HCH_1753.5MHz_RB_1_0_NTNV

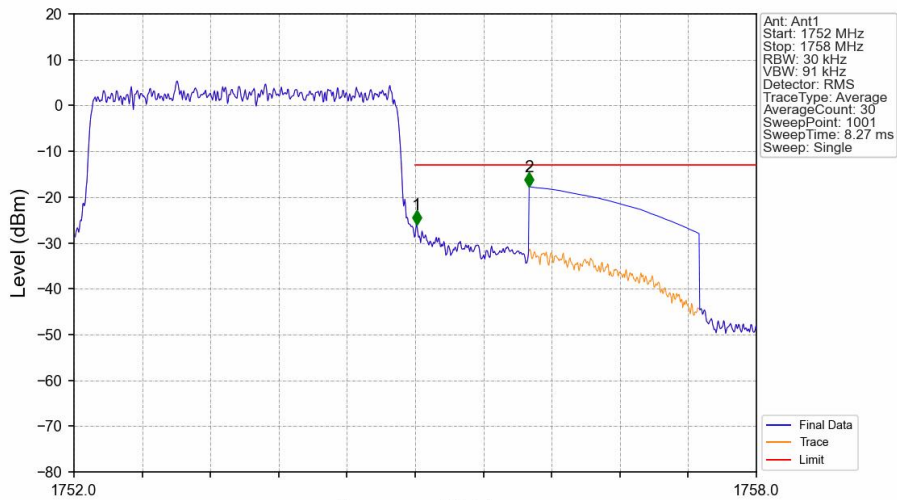


Band4_3MHz_QPSK_HCH_1753.5MHz_RB_1_14_NTNV



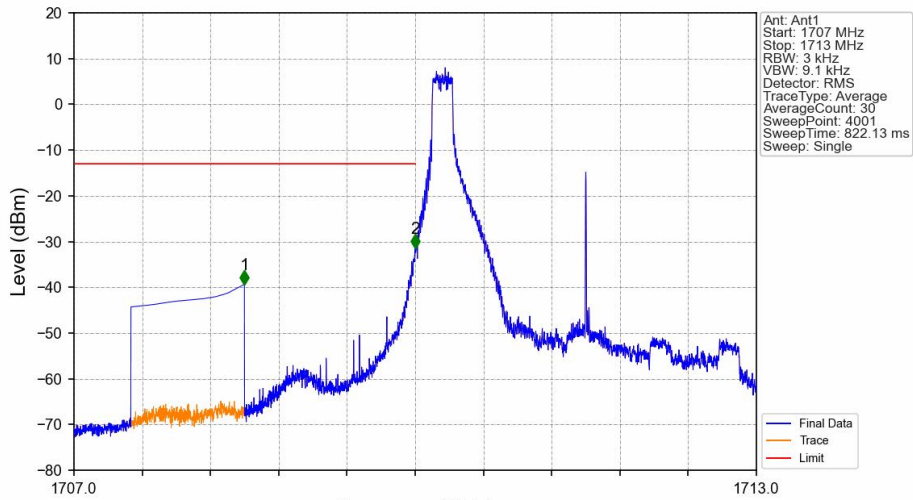
Start (MHz)	Stop (MHz)	RBW (MHz)	Method	Marker No.	Freq (MHz)	Level (dBm)	Limit (dBm)	Result
1752	1755	0.003	/	/	/	/	/	/
1755	1756	0.003	/	1	1755.000	-28.63	-13	Pass
1756	1758	1	CHP	2	1756.001	-30.86	-13	Pass

Band4_3MHz_QPSK_HCH_1753.5MHz_RB_15_0_NTNV



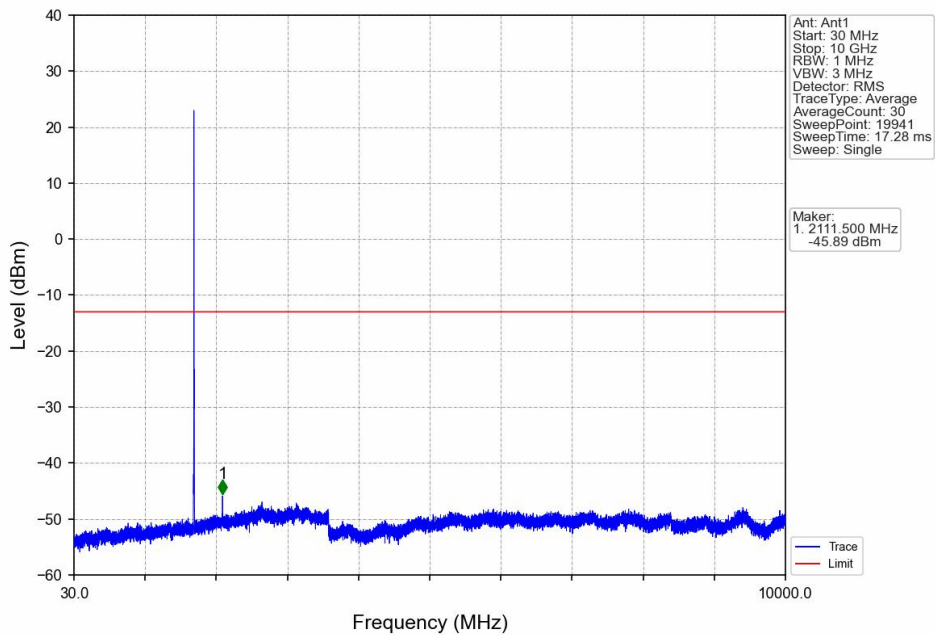
Start (MHz)	Stop (MHz)	RBW (MHz)	Method	Marker No.	Freq (MHz)	Level (dBm)	Limit (dBm)	Result
1752	1755	0.03	/	/	/	/	/	/
1755	1756	0.03	/	1	1755.012	-26.00	-13	Pass
1756	1758	1	CHP	2	1756.002	-17.75	-13	Pass

Band4_3MHz_16QAM_LCH_1711.5MHz_RB_1_0_NTNV

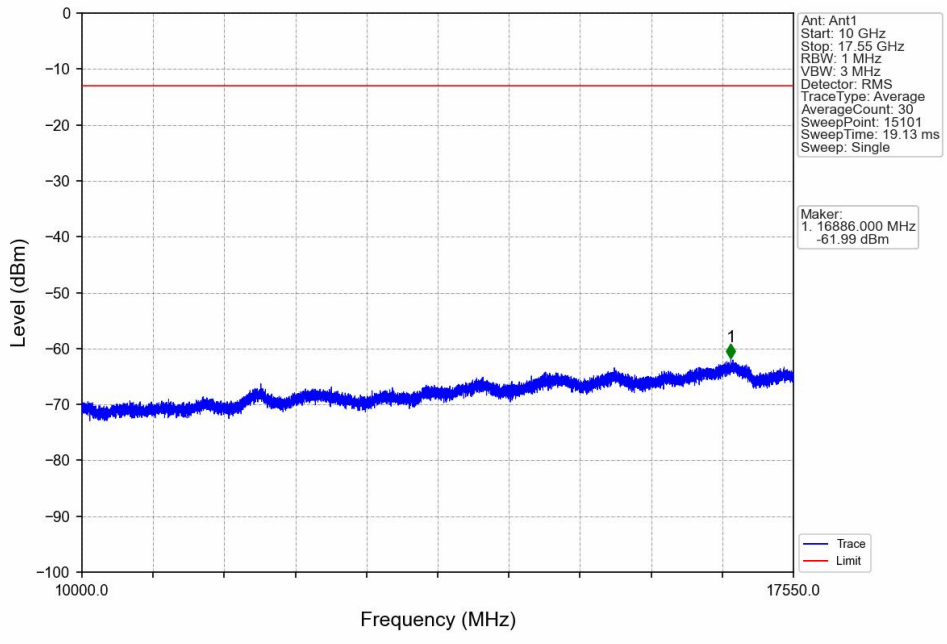


Start (MHz)	Stop (MHz)	RBW (MHz)	Method	Marker No.	Freq (MHz)	Level (dBm)	Limit (dBm)	Result
1707	1709	1	CHP	1	1708.498	-39.38	-13	Pass
1709	1710	0.003	/	2	1709.998	-31.50	-13	Pass
1710	1713	0.003	/	/	/	/	/	/

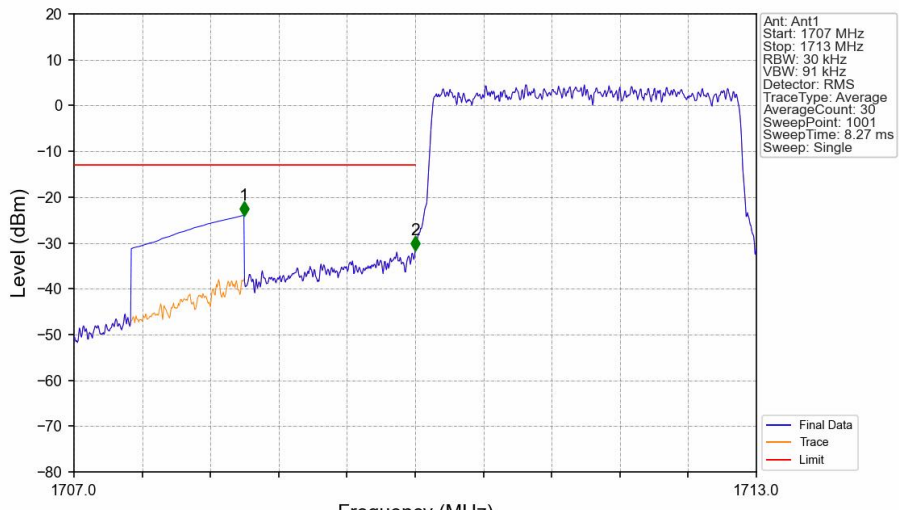
Band4_3MHz_16QAM_LCH_1711.5MHz_RB_1_0_NTNV



Band4_3MHz_16QAM_LCH_1711.5MHz_RB_1_0_NTNV

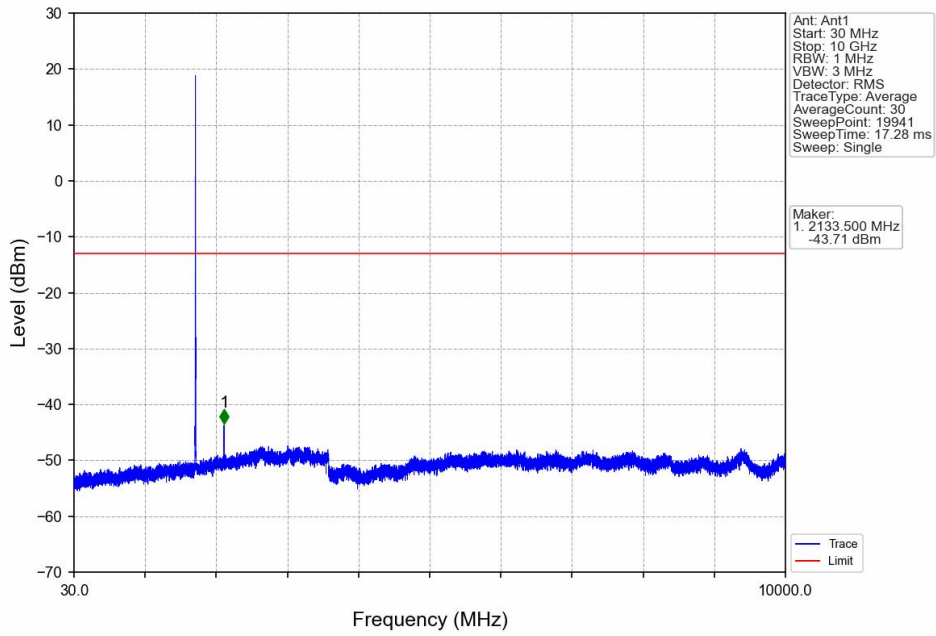


Band4_3MHz_16QAM_LCH_1711.5MHz_RB_15_0_NTNV

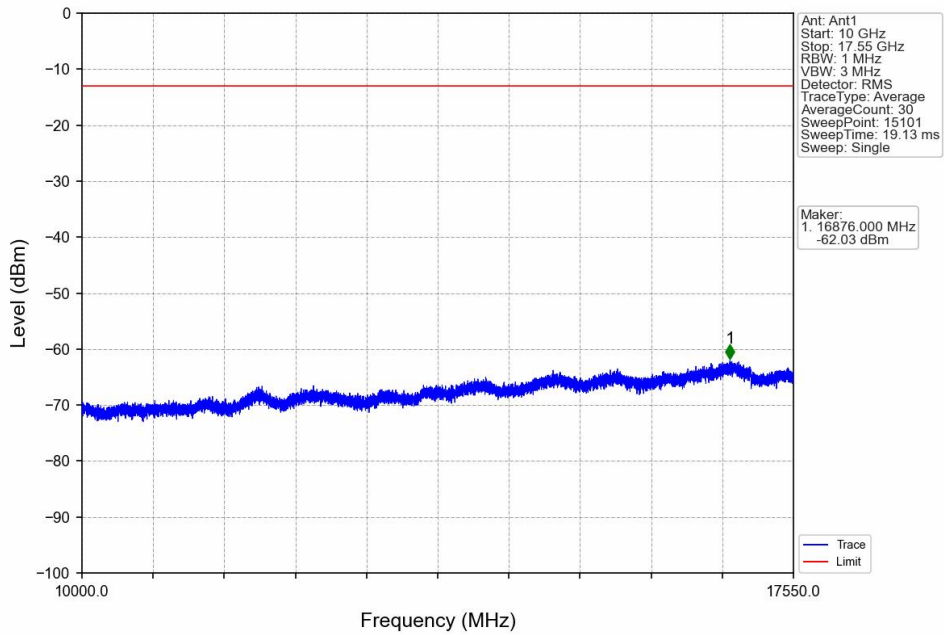


Start (MHz)	Stop (MHz)	RBW (MHz)	Method	Marker No.	Freq (MHz)	Level (dBm)	Limit (dBm)	Result
1707	1709	1	CHP	1	1708.494	-24.00	-13	Pass
1709	1710	0.03	/	2	1710.000	-31.58	-13	Pass
1710	1713	0.03	/	/	/	/	/	/

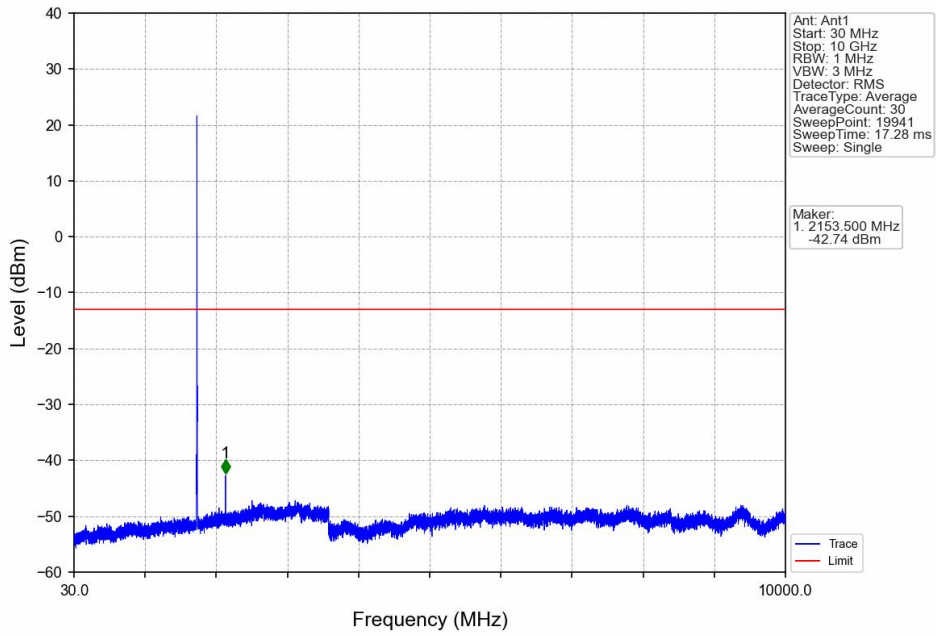
Band4_3MHz_16QAM_MCH_1732.5MHz_RB_1_0_NTNV



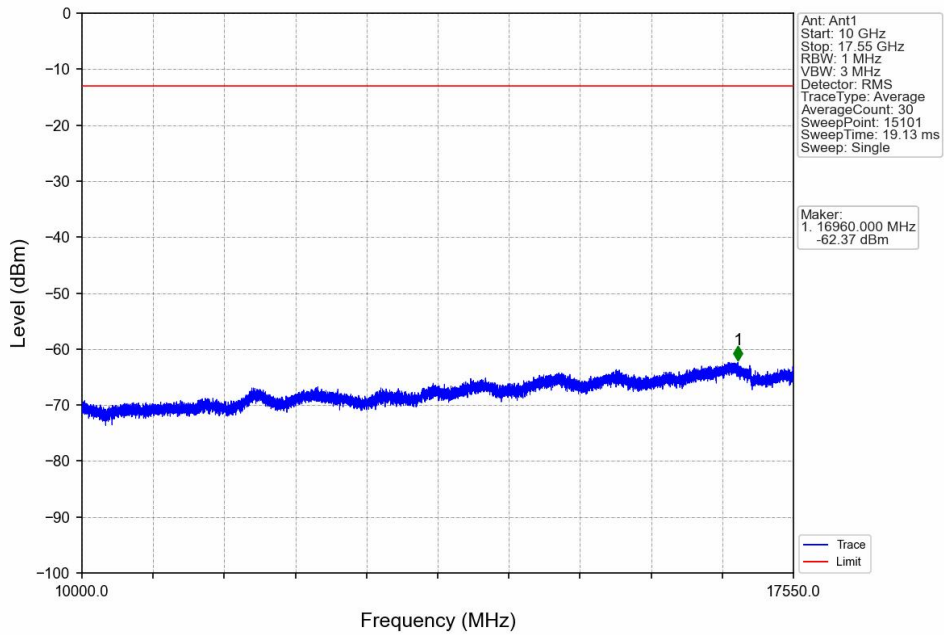
Band4_3MHz_16QAM_MCH_1732.5MHz_RB_1_0_NTNV



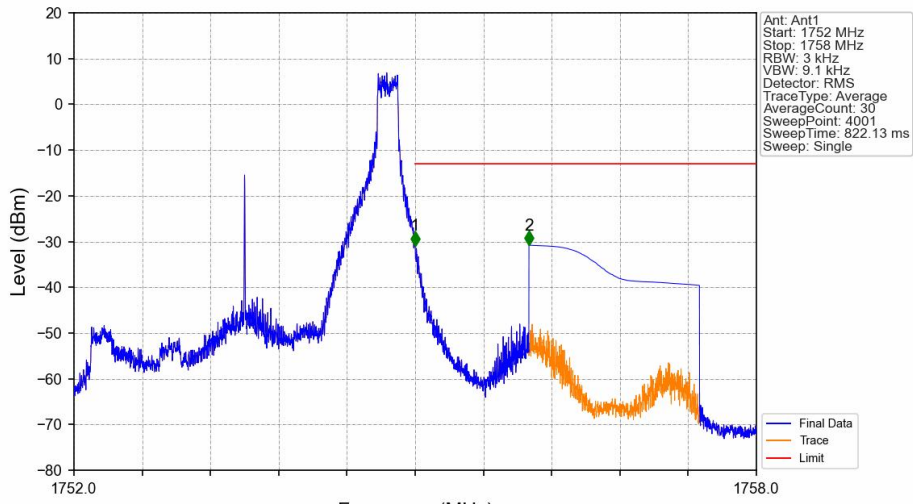
Band4_3MHz_16QAM_HCH_1753.5MHz_RB_1_0_NTNV



Band4_3MHz_16QAM_HCH_1753.5MHz_RB_1_0_NTNV

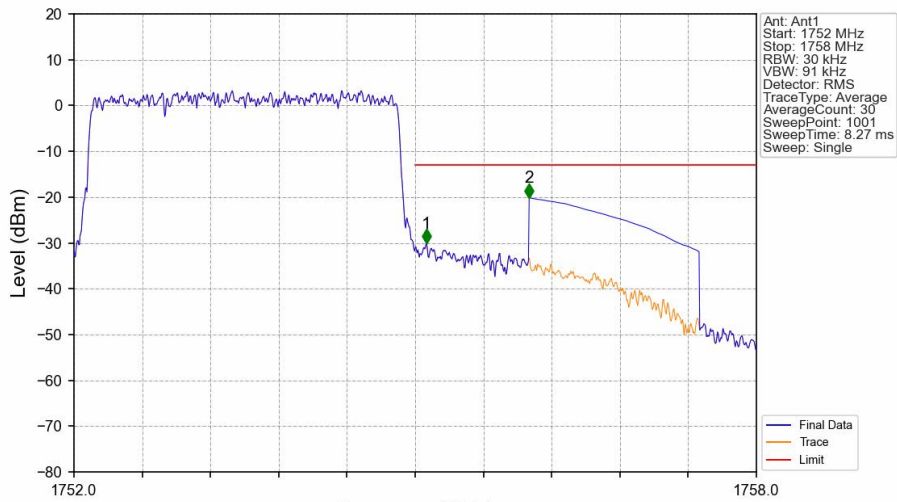


Band4_3MHz_16QAM_HCH_1753.5MHz_RB_1_14_NTNV



Start (MHz)	Stop (MHz)	RBW (MHz)	Method	Marker No.	Freq (MHz)	Level (dBm)	Limit (dBm)	Result
1752	1755	0.003	/	/	/	/	/	/
1755	1756	0.003	/	1	1755.000	-30.90	-13	Pass
1756	1758	1	CHP	2	1756.001	-30.82	-13	Pass

Band4_3MHz_16QAM_HCH_1753.5MHz_RB_15_0_NTNV



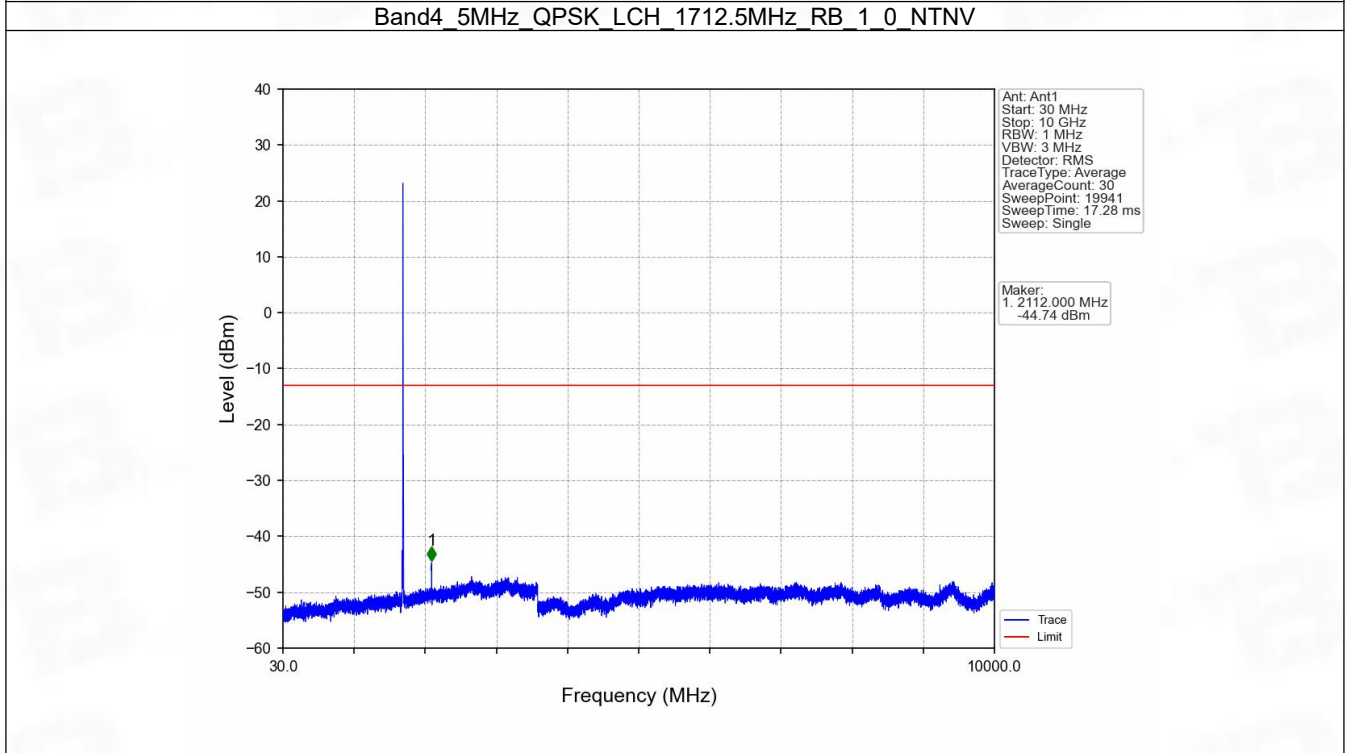
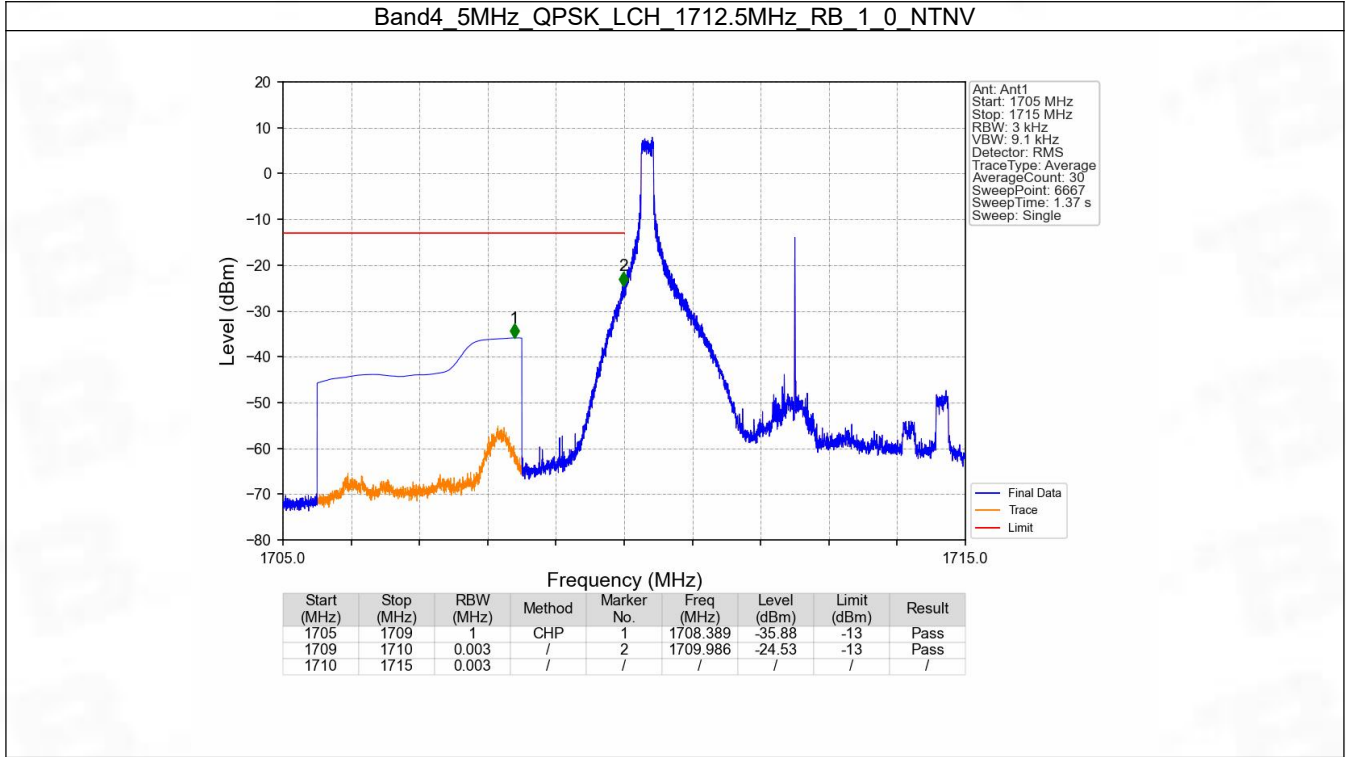
Start (MHz)	Stop (MHz)	RBW (MHz)	Method	Marker No.	Freq (MHz)	Level (dBm)	Limit (dBm)	Result
1752	1755	0.03	/	/	/	/	/	/
1755	1756	0.03	/	1	1755.096	-30.08	-13	Pass
1756	1758	1	CHP	2	1756.002	-20.15	-13	Pass

6.3 B4_5MHz

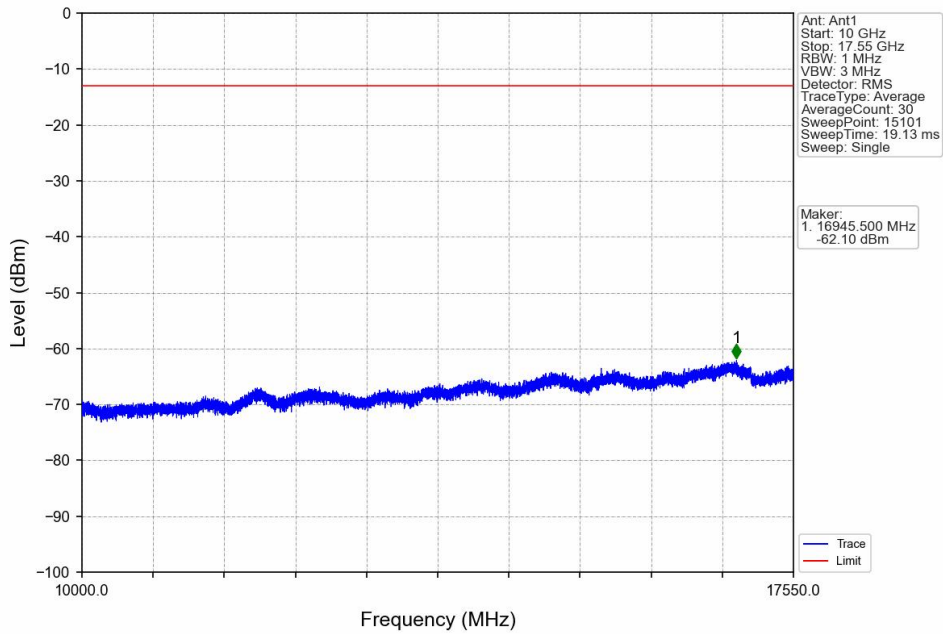
6.3.1 Test Result

Band: 4 / Bandwidth: 5MHz / NTV						
Modulation	Frequency (MHz)	RB Allocation		Spurious Emission		Verdict
		Size	Offset	Result	Limit	
QPSK	1712.5	1	0	Refer To Test Graph		Pass
		25	0	Refer To Test Graph		Pass
	1752.5	1	0	Refer To Test Graph		Pass
			24	Refer To Test Graph		Pass
		25	0	Refer To Test Graph		Pass
			0	Refer To Test Graph		Pass
16QAM	1712.5	1	0	Refer To Test Graph		Pass
		25	0	Refer To Test Graph		Pass
	1752.5	1	0	Refer To Test Graph		Pass
			24	Refer To Test Graph		Pass
		25	0	Refer To Test Graph		Pass
			0	Refer To Test Graph		Pass

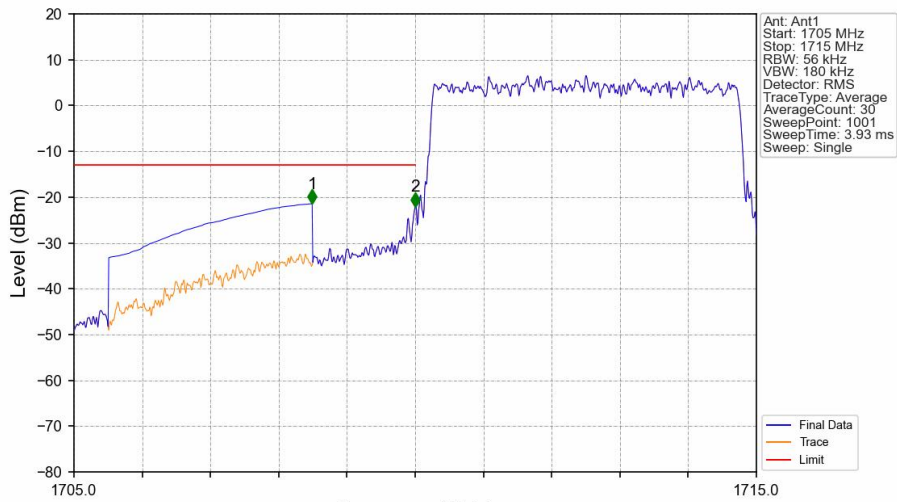
6.3.2 Test Graph



Band4_5MHz_QPSK_LCH_1712.5MHz_RB_1_0_NTNV

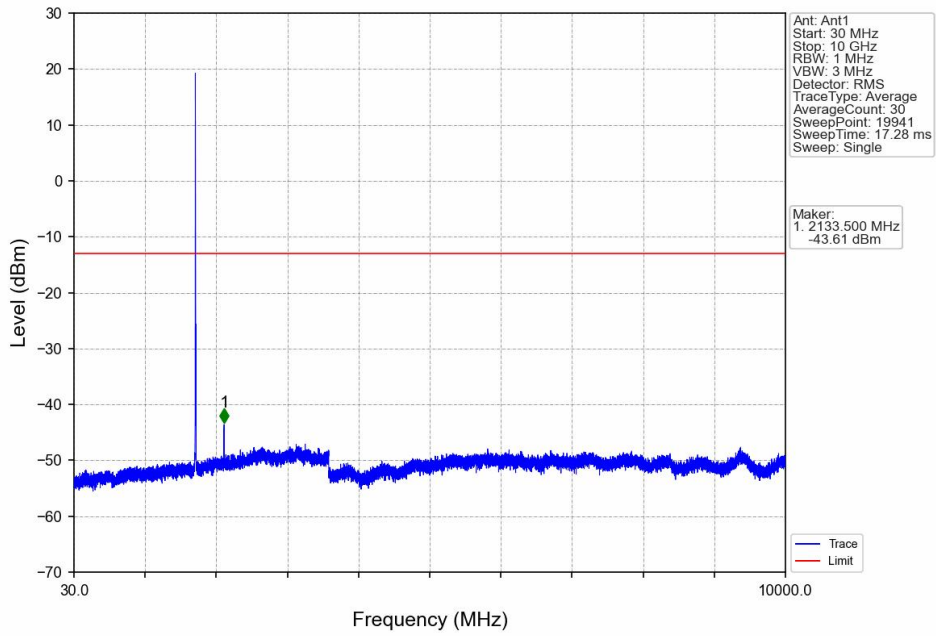


Band4_5MHz_QPSK_LCH_1712.5MHz_RB_25_0_NTNV

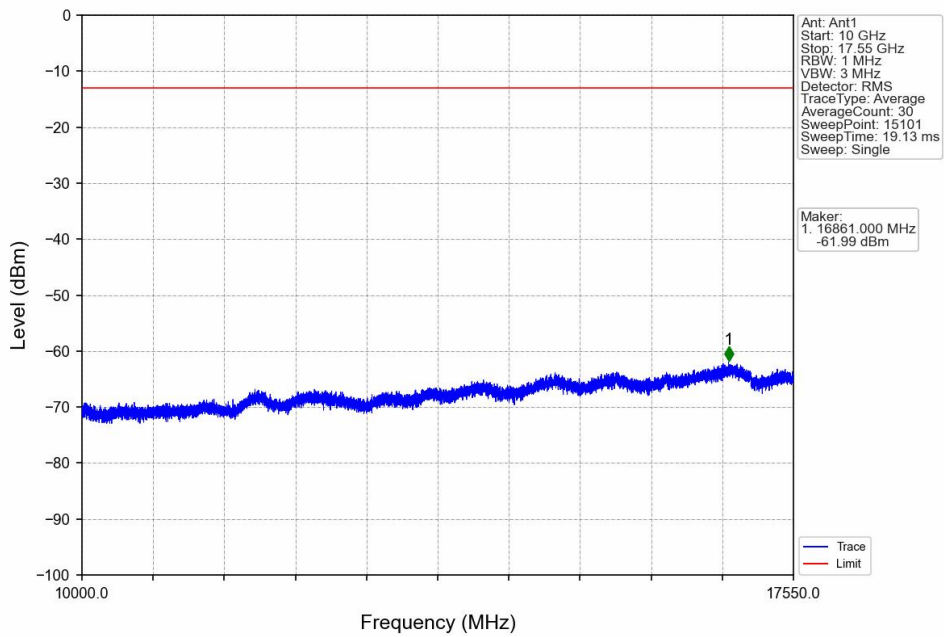


Start (MHz)	Stop (MHz)	RBW (MHz)	Method	Marker No.	Freq (MHz)	Level (dBm)	Limit (dBm)	Result
1705	1709	1	CHP	1	1708.490	-21.43	-13	Pass
1709	1710	0.056	/	2	1710.000	-22.08	-13	Pass
1710	1715	0.056	/	/	/	/	/	/

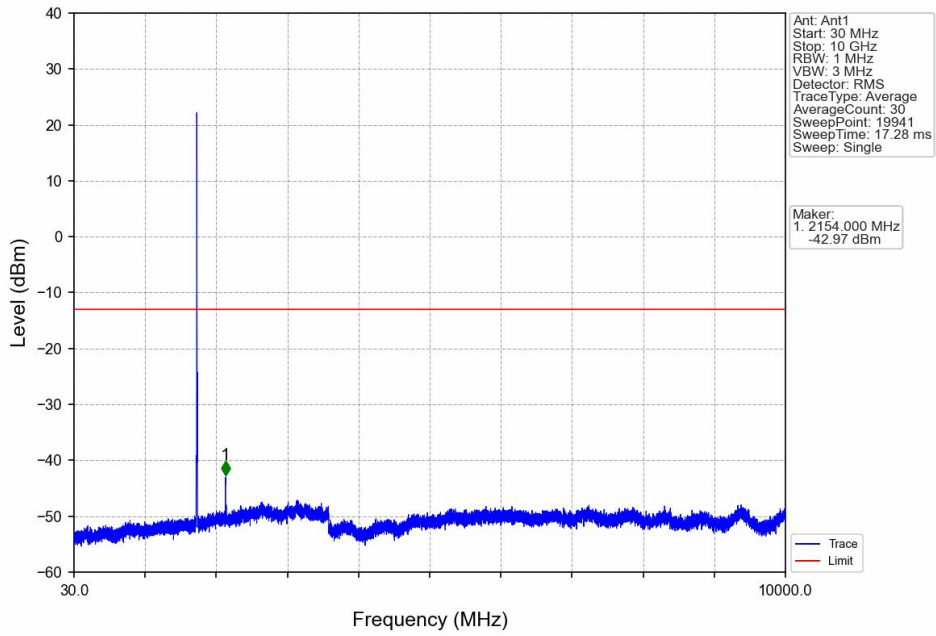
Band4_5MHz_QPSK_MCH_1732.5MHz_RB_1_0_NTNV



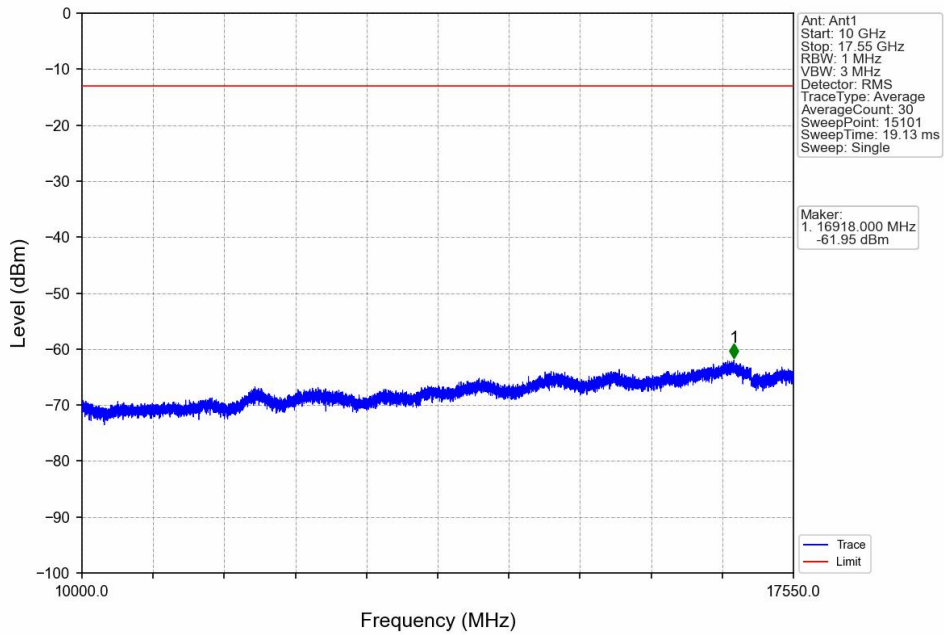
Band4_5MHz_QPSK_MCH_1732.5MHz_RB_1_0_NTNV



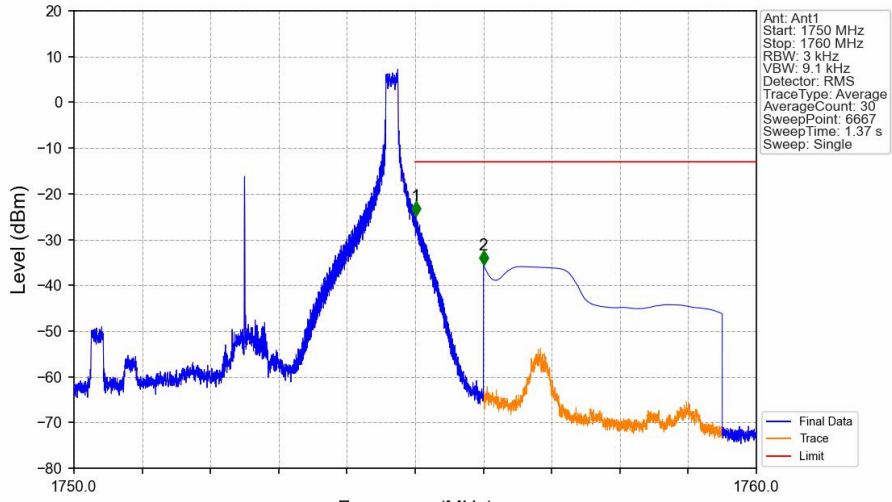
Band4_5MHz_QPSK_HCH_1752.5MHz_RB_1_0_NTNV



Band4_5MHz_QPSK_HCH_1752.5MHz_RB_1_0_NTNV

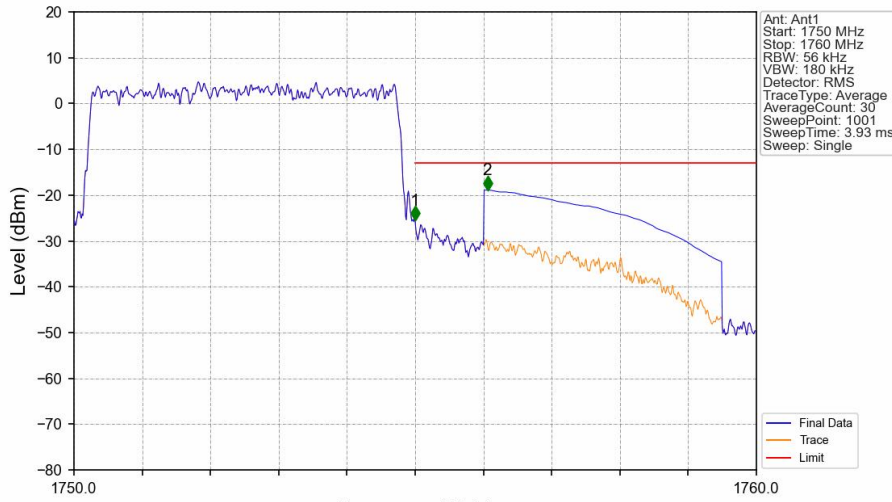


Band4_5MHz_QPSK_HCH_1752.5MHz_RB_1_24_NTNV



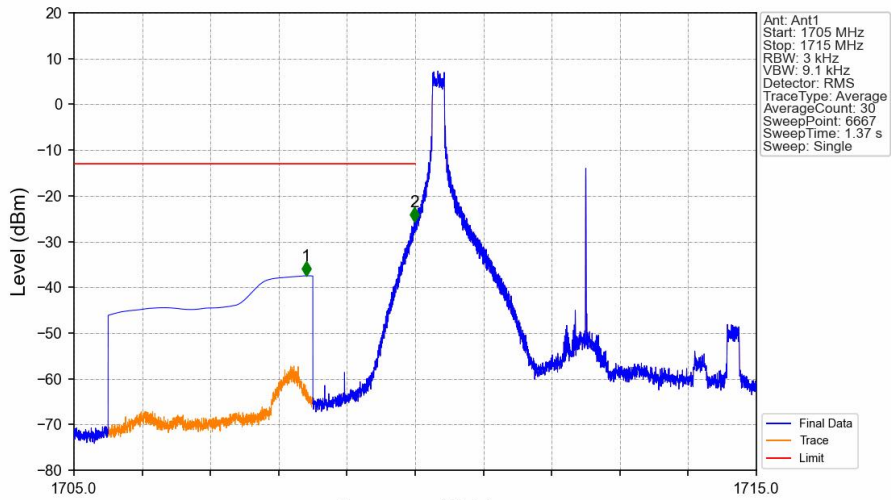
Start (MHz)	Stop (MHz)	RBW (MHz)	Method	Marker No.	Freq (MHz)	Level (dBm)	Limit (dBm)	Result
1750	1755	0.003	/	/	/	/	/	/
1755	1756	0.003	/	1	1755.011	-24.87	-13	Pass
1756	1760	1	CHP	2	1756.001	-35.51	-13	Pass

Band4_5MHz_QPSK_HCH_1752.5MHz_RB_25_0_NTNV



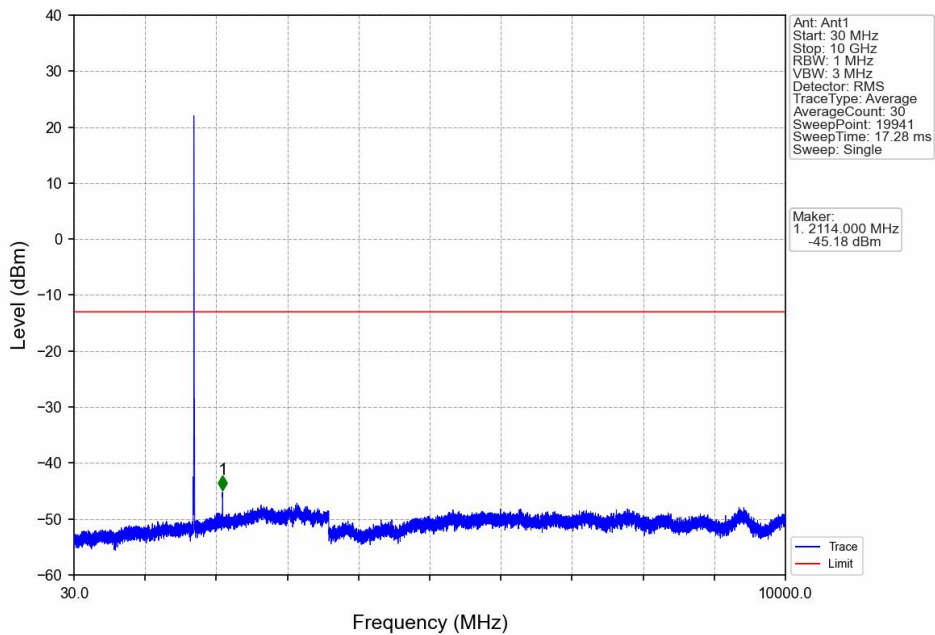
Start (MHz)	Stop (MHz)	RBW (MHz)	Method	Marker No.	Freq (MHz)	Level (dBm)	Limit (dBm)	Result
1750	1755	0.056	/	/	/	/	/	/
1755	1756	0.056	/	1	1755.000	-25.51	-13	Pass
1756	1760	1	CHP	2	1756.060	-18.90	-13	Pass

Band4_5MHz_16QAM_LCH_1712.5MHz_RB_1_0_NTNV

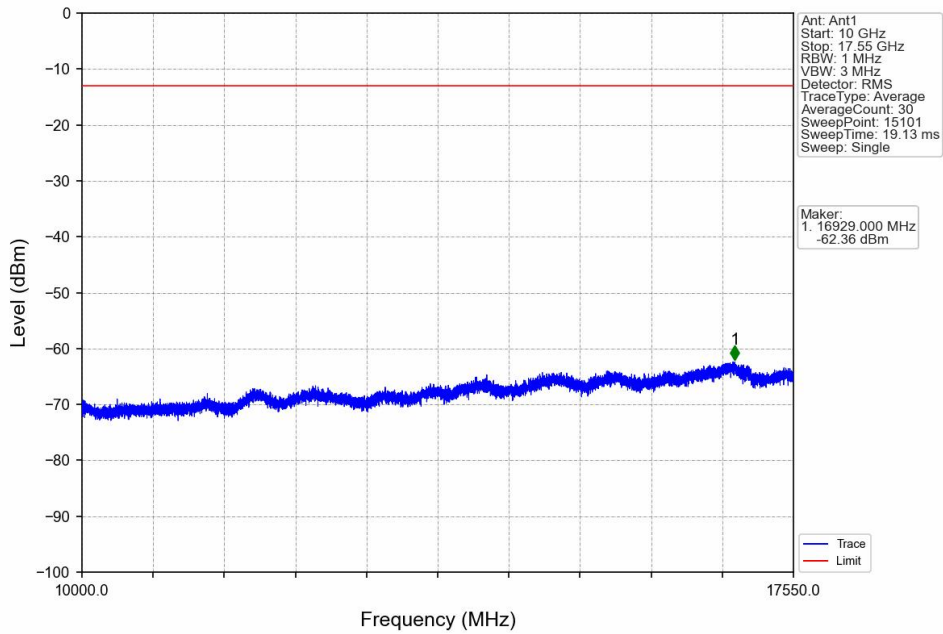


Start (MHz)	Stop (MHz)	RBW (MHz)	Method	Marker No.	Freq (MHz)	Level (dBm)	Limit (dBm)	Result
1705	1709	1	CHP	1	1708.401	-37.49	-13	Pass
1709	1710	0.003	/	2	1709.986	-25.70	-13	Pass
1710	1715	0.003	/	/	/	/	/	/

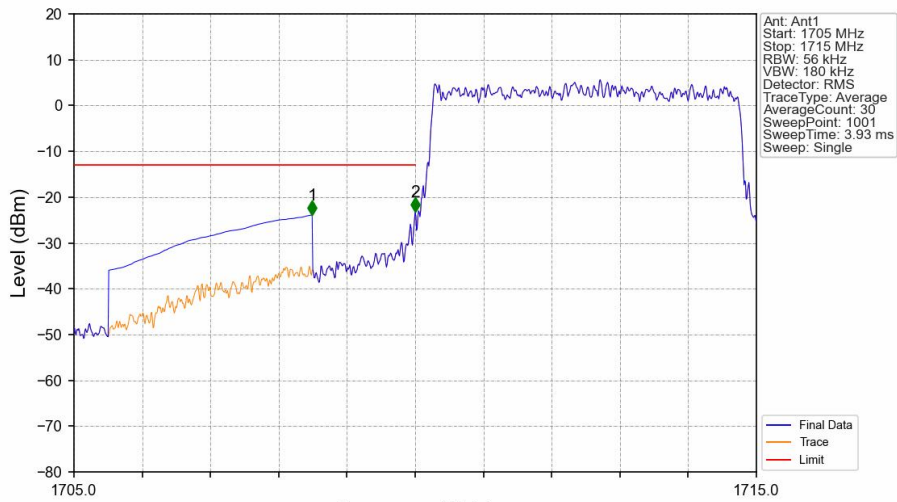
Band4_5MHz_16QAM_LCH_1712.5MHz_RB_1_0_NTNV



Band4_5MHz_16QAM_LCH_1712.5MHz_RB_1_0_NTNV

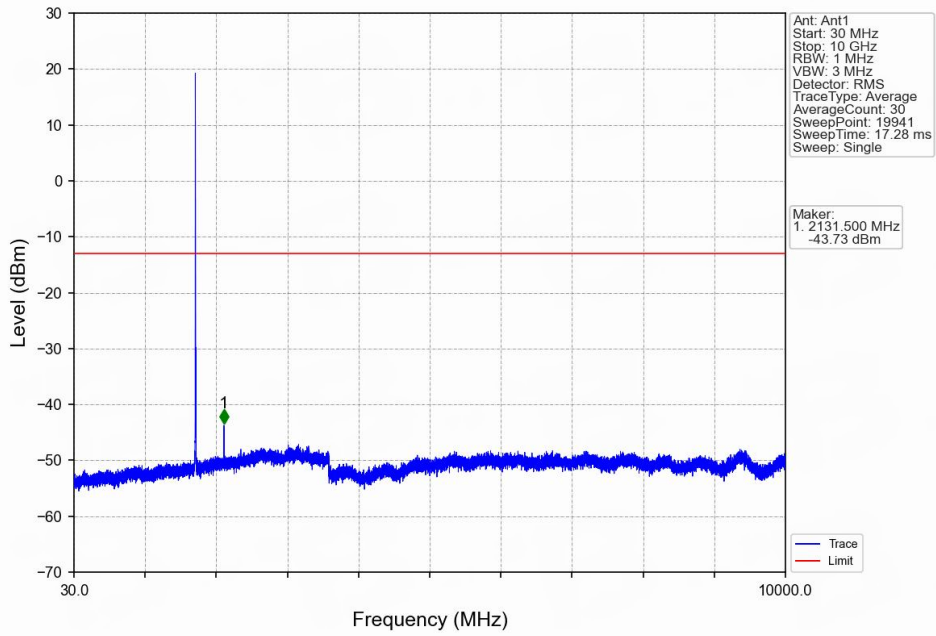


Band4_5MHz_16QAM_LCH_1712.5MHz_RB_25_0_NTNV

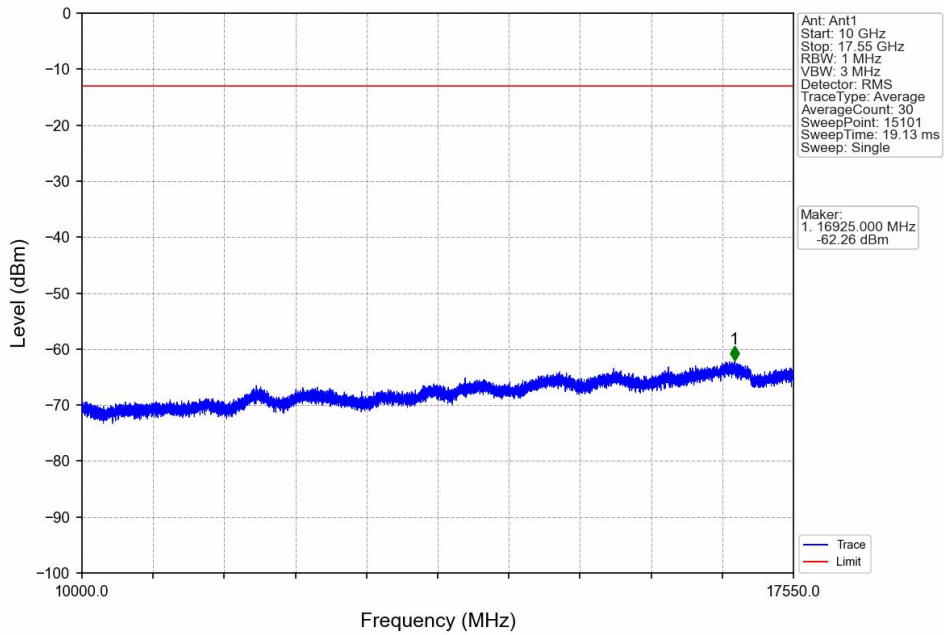


Start (MHz)	Stop (MHz)	RBW (MHz)	Method	Marker No.	Freq (MHz)	Level (dBm)	Limit (dBm)	Result
1705	1709	1	CHP	1	1708.490	-23.91	-13	Pass
1709	1710	0.056	/	2	1710.000	-23.16	-13	Pass
1710	1715	0.056	/	/	/	/	/	/

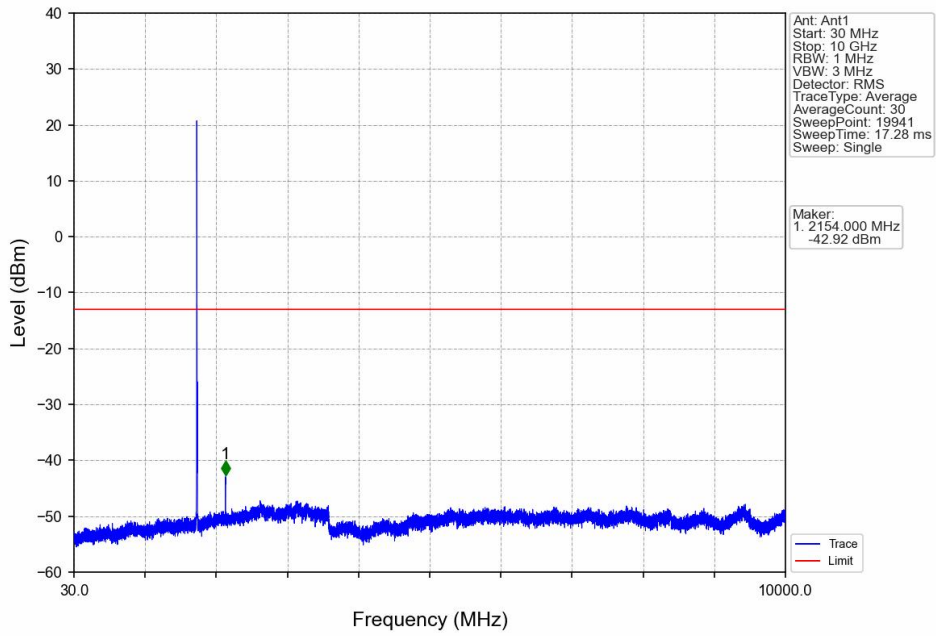
Band4_5MHz_16QAM_MCH_1732.5MHz_RB_1_0_NTNV



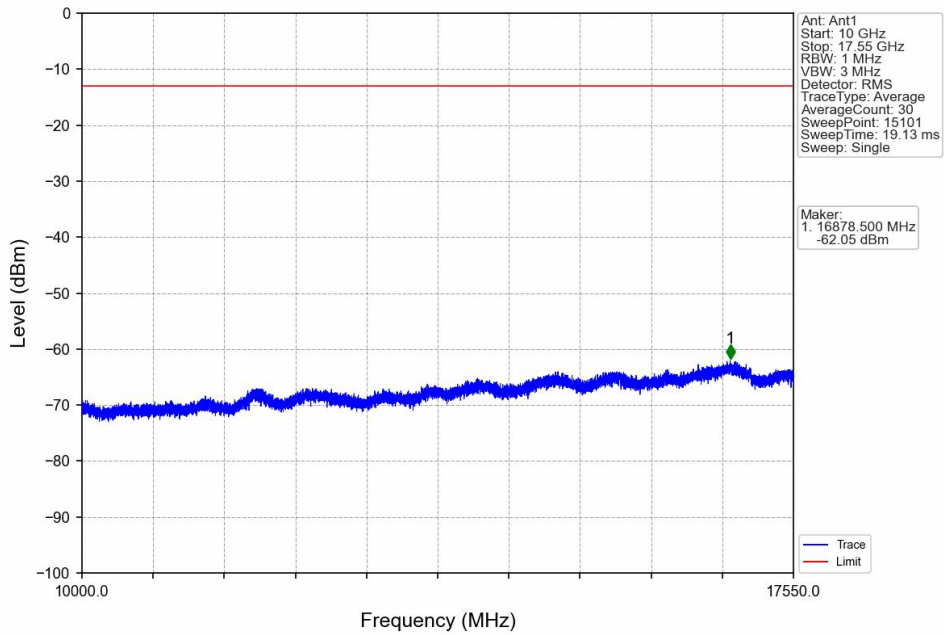
Band4_5MHz_16QAM_MCH_1732.5MHz_RB_1_0_NTNV



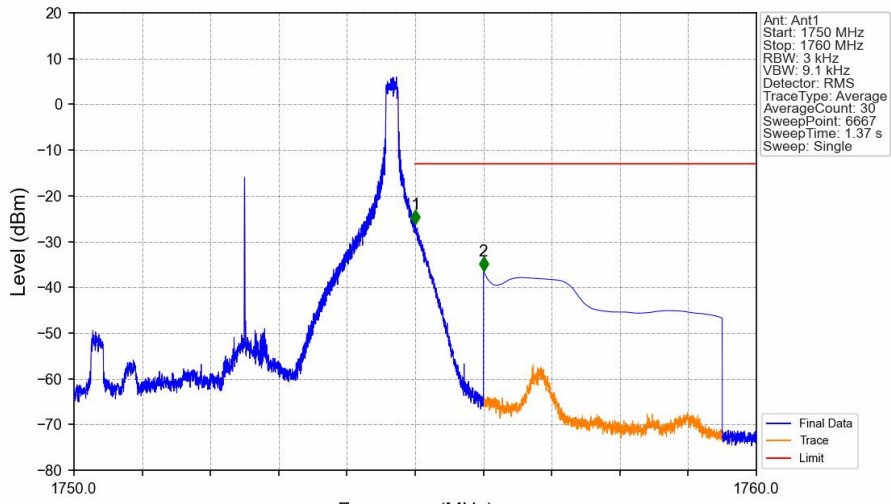
Band4_5MHz_16QAM_HCH_1752.5MHz_RB_1_0_NTNV



Band4_5MHz_16QAM_HCH_1752.5MHz_RB_1_0_NTNV

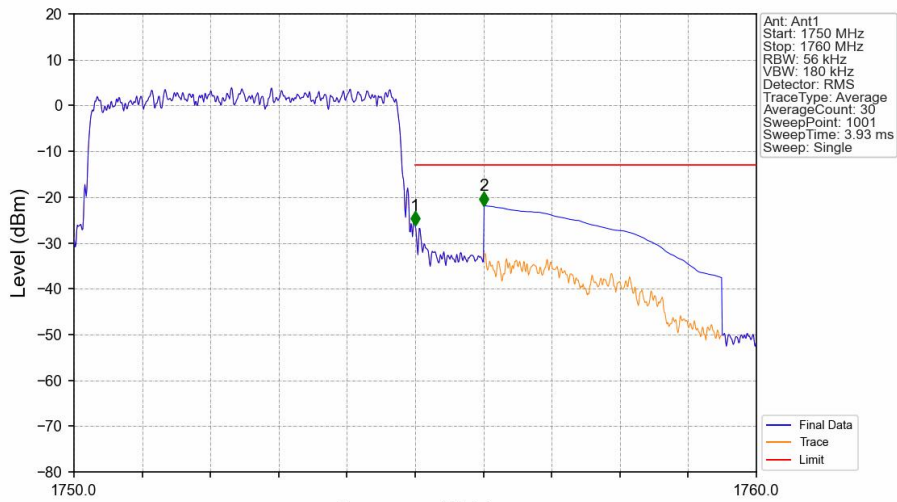


Band4_5MHz_16QAM_HCH_1752.5MHz_RB_1_24_NTNV



Start (MHz)	Stop (MHz)	RBW (MHz)	Method	Marker No.	Freq (MHz)	Level (dBm)	Limit (dBm)	Result
1750	1755	0.003	/	1	1755.003	-26.28	-13	Pass
1755	1756	0.003	/	1	1755.003	-26.28	-13	Pass
1756	1760	1	CHP	2	1756.001	-36.41	-13	Pass

Band4_5MHz_16QAM_HCH_1752.5MHz_RB_25_0_NTNV



Start (MHz)	Stop (MHz)	RBW (MHz)	Method	Marker No.	Freq (MHz)	Level (dBm)	Limit (dBm)	Result
1750	1755	0.056	/	1	1755.000	-26.22	-13	Pass
1755	1756	0.056	/	1	1755.000	-26.22	-13	Pass
1756	1760	1	CHP	2	1756.010	-21.88	-13	Pass

6.4 B4_10MHz

6.4.1 Test Result

Band: 4 / Bandwidth: 10MHz / NTV							
Modulation	Frequency (MHz)	RB Allocation		Spurious Emission		Verdict	
		Size	Offset	Result	Limit		
QPSK	1715	1	0	Refer To Test Graph		Pass	
		50	0	Refer To Test Graph		Pass	
	1750	1732.5	1	0	Refer To Test Graph		Pass
			1	0	Refer To Test Graph		Pass
		50		49	Refer To Test Graph		Pass
			0	Refer To Test Graph		Pass	
16QAM	1715	1	0	Refer To Test Graph		Pass	
		50	0	Refer To Test Graph		Pass	
	1732.5	1	0	Refer To Test Graph		Pass	
		1	0	Refer To Test Graph		Pass	
	50		49	Refer To Test Graph		Pass	
		0	Refer To Test Graph		Pass		
	1750	1	0	Refer To Test Graph		Pass	
		50	0	Refer To Test Graph		Pass	

6.4.2 Test Graph

