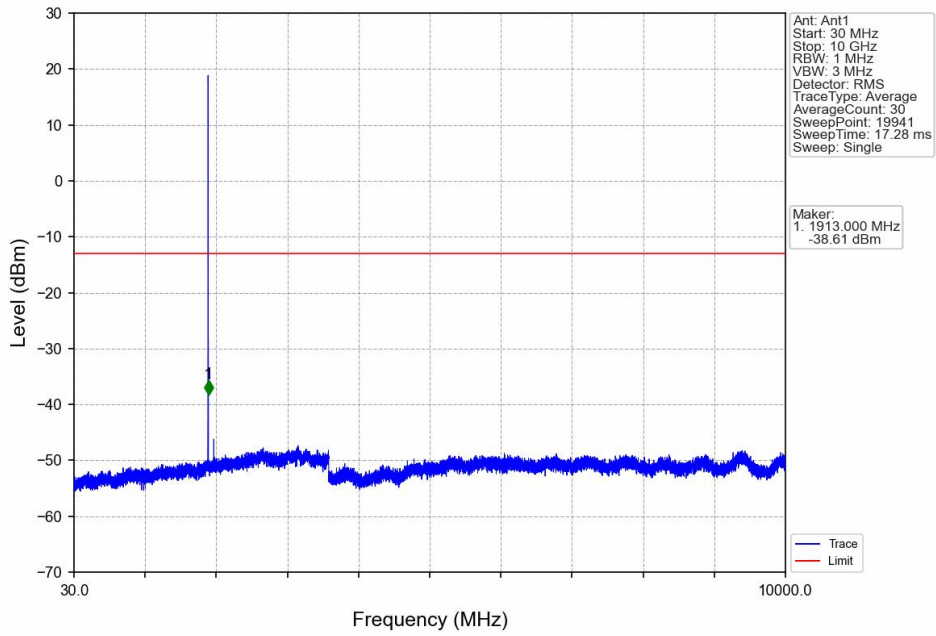
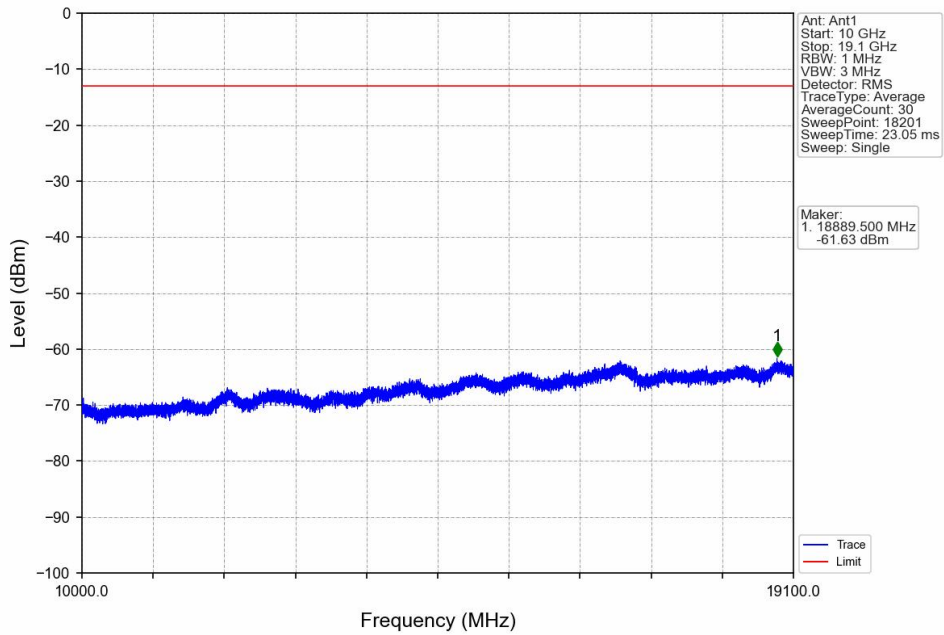


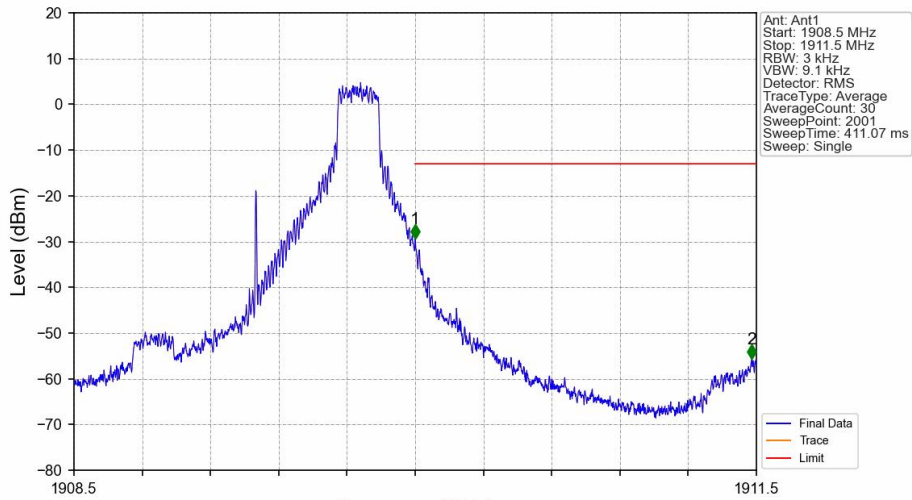
Band2_1.4MHz_QPSK_HCH_1909.3MHz_RB_1_0_NTNV



Band2_1.4MHz_QPSK_HCH_1909.3MHz_RB_1_0_NTNV

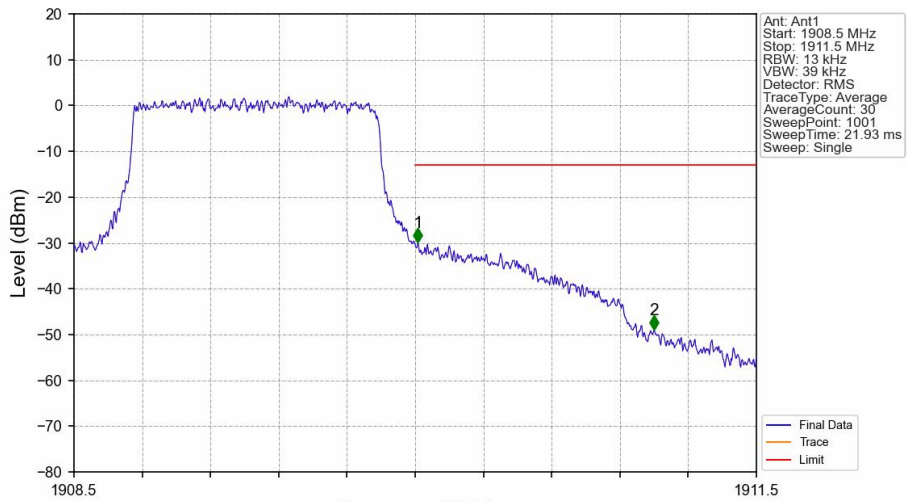


Band2_1.4MHz_QPSK_HCH_1909.3MHz_RB_1_5_NTNV



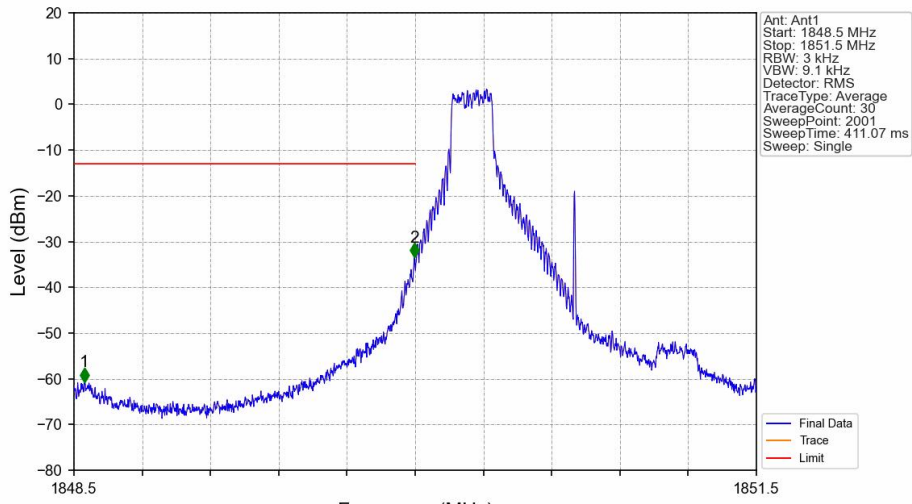
Start (MHz)	Stop (MHz)	RBW (MHz)	Method	Marker No.	Freq (MHz)	Level (dBm)	Limit (dBm)	Result
1908.5	1910	0.003	/	/	/	/	/	/
1910	1911	0.003	/	1	1910.000	-29.36	-13	Pass
1911	1911.5	1	/	2	1911.479	-55.66	-13	Pass

Band2_1.4MHz_QPSK_HCH_1909.3MHz_RB_6_0_NTNV



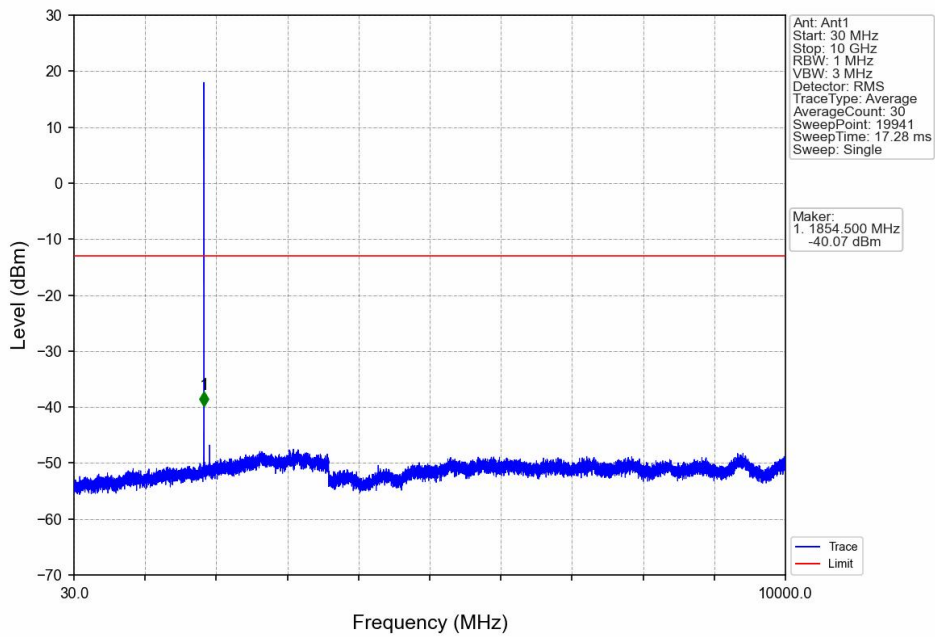
Start (MHz)	Stop (MHz)	RBW (MHz)	Method	Marker No.	Freq (MHz)	Level (dBm)	Limit (dBm)	Result
1908.5	1910	0.013	/	/	/	/	/	/
1910	1911	0.013	/	1	1910.012	-29.95	-13	Pass
1911	1911.5	1	/	2	1911.050	-48.99	-13	Pass

Band2_1.4MHz_16QAM_LCH_1850.7MHz_RB_1_0_NTNV

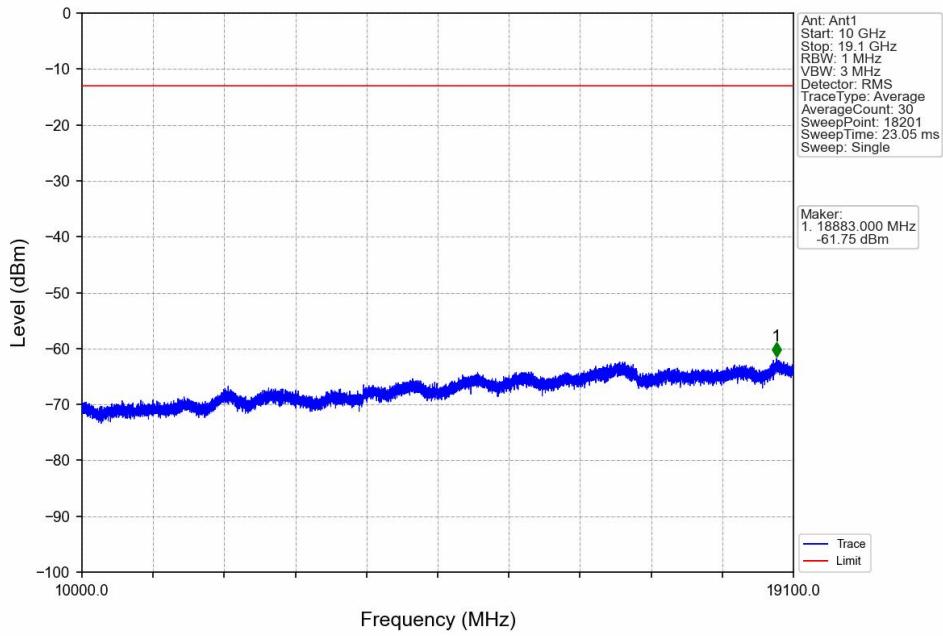


Start (MHz)	Stop (MHz)	RBW (MHz)	Method	Marker No.	Freq (MHz)	Level (dBm)	Limit (dBm)	Result
1848.5	1849	1	/	1	1848.545	-60.71	-13	Pass
1849	1850	0.003	/	2	1849.995	-33.41	-13	Pass
1850	1851.5	0.003	/	/	/	/	/	/

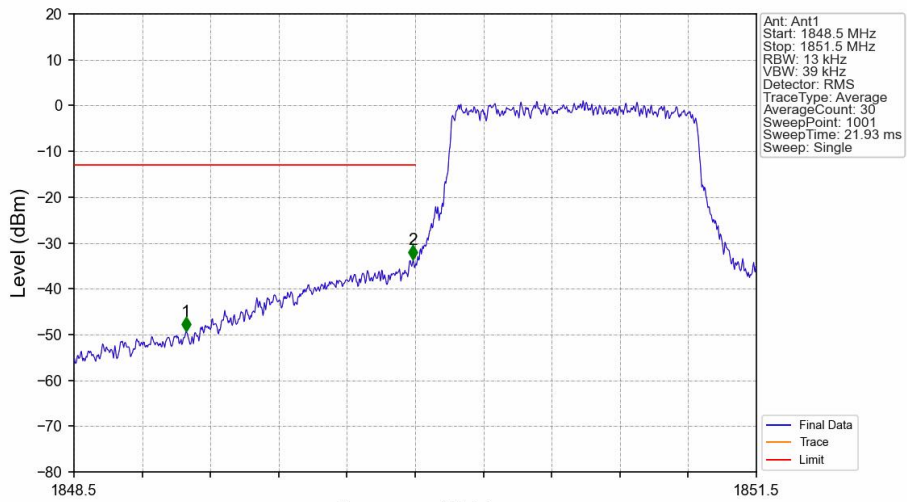
Band2_1.4MHz_16QAM_LCH_1850.7MHz_RB_1_0_NTNV



Band2_1.4MHz_16QAM_LCH_1850.7MHz_RB_1_0_NTNV

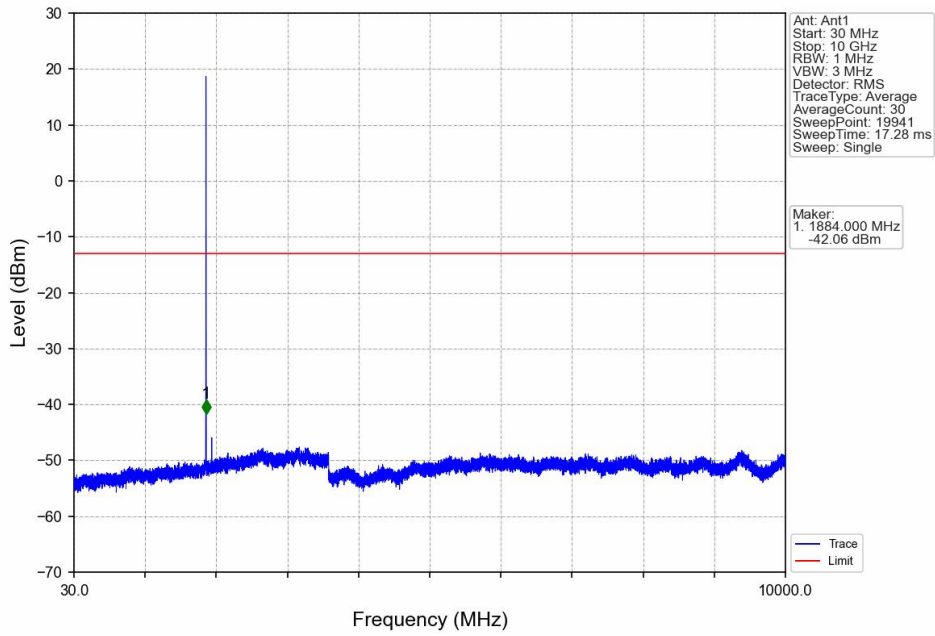


Band2_1.4MHz_16QAM_LCH_1850.7MHz_RB_6_0_NTNV

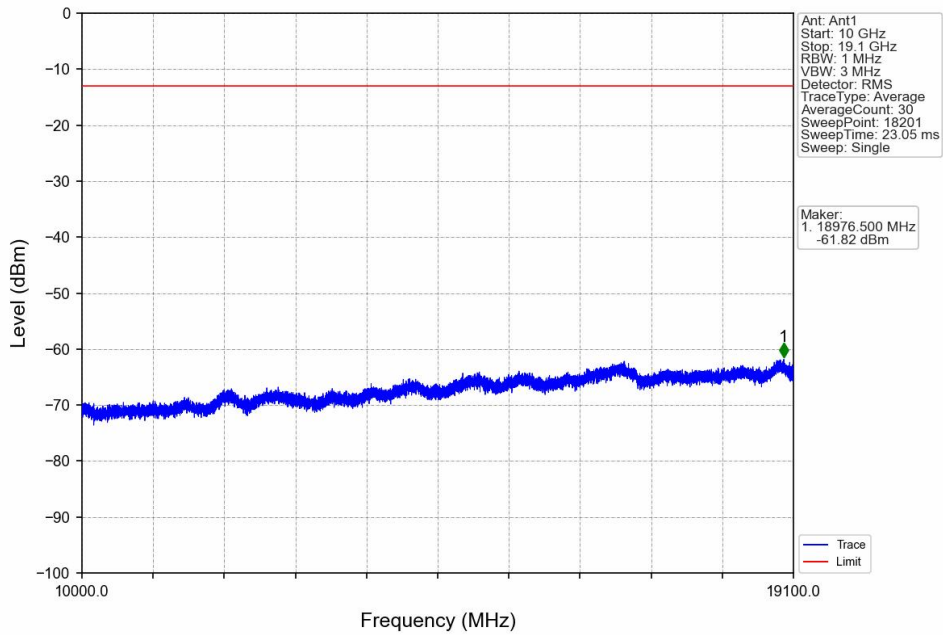


Start (MHz)	Stop (MHz)	RBW (MHz)	Method	Marker No.	Freq (MHz)	Level (dBm)	Limit (dBm)	Result
1848.5	1849	1	/	1	1848.992	-49.33	-13	Pass
1849	1850	0.013	/	2	1849.991	-33.68	-13	Pass
1850	1851.5	0.013	/	/	/	/	/	/

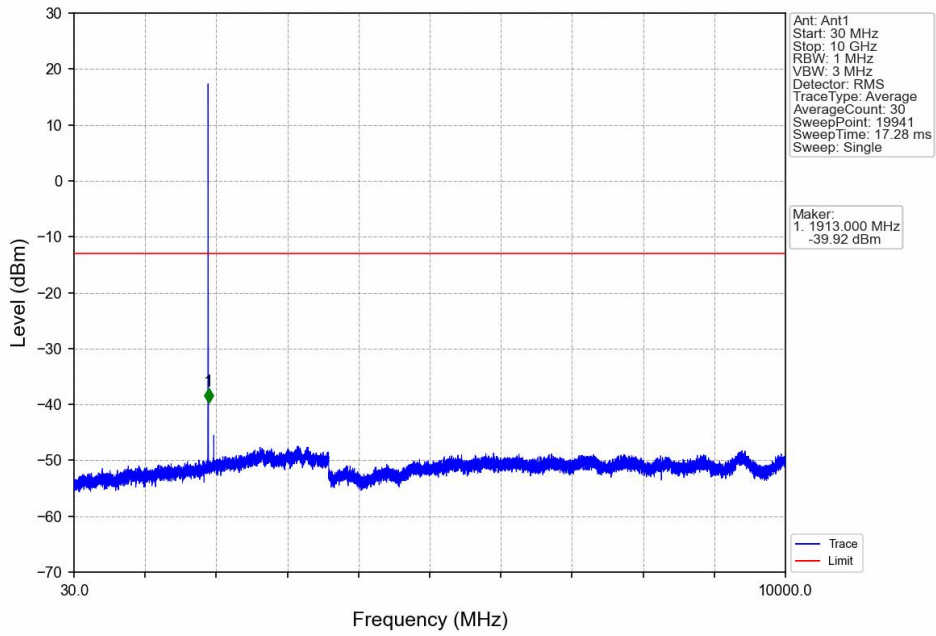
Band2_1.4MHz_16QAM_MCH_1880MHz_RB_1_0_NTNV



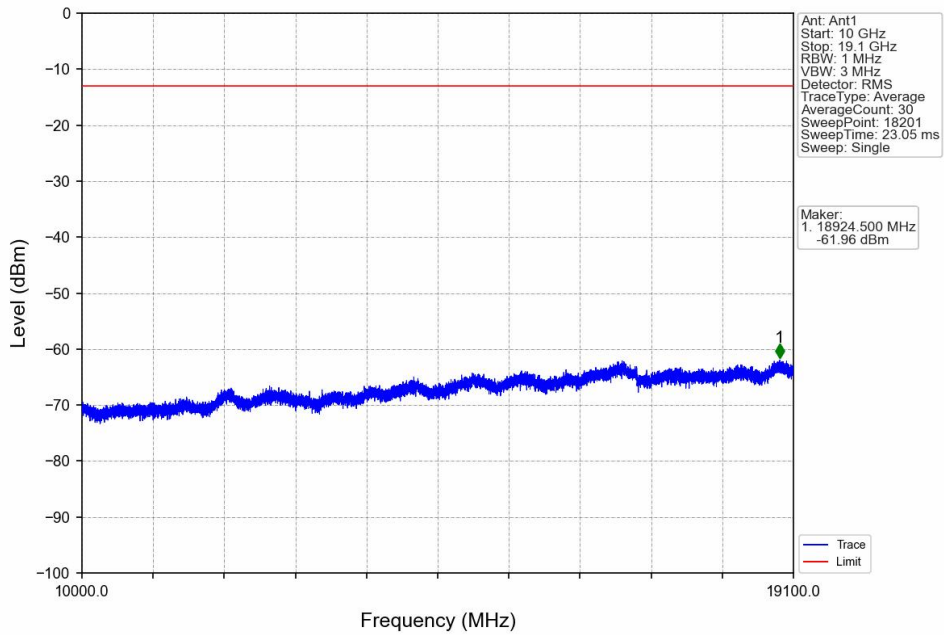
Band2_1.4MHz_16QAM_MCH_1880MHz_RB_1_0_NTNV



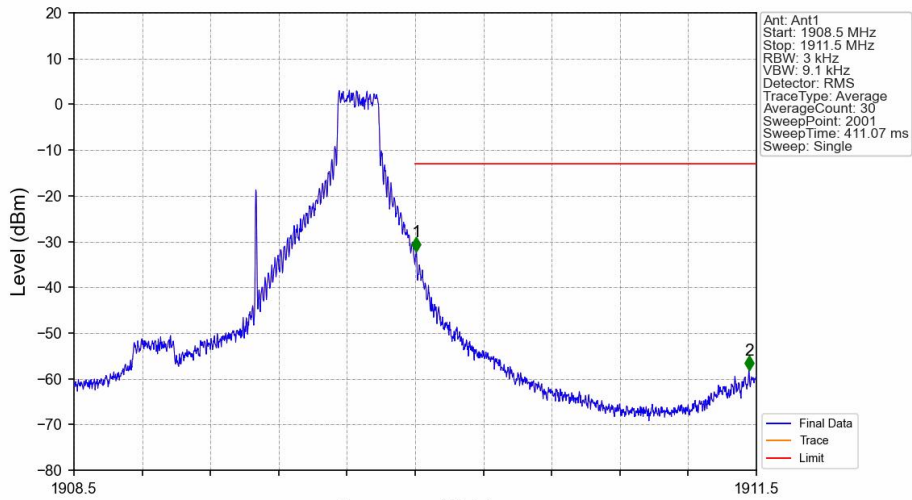
Band2_1.4MHz_16QAM_HCH_1909.3MHz_RB_1_0_NTNV



Band2_1.4MHz_16QAM_HCH_1909.3MHz_RB_1_0_NTNV

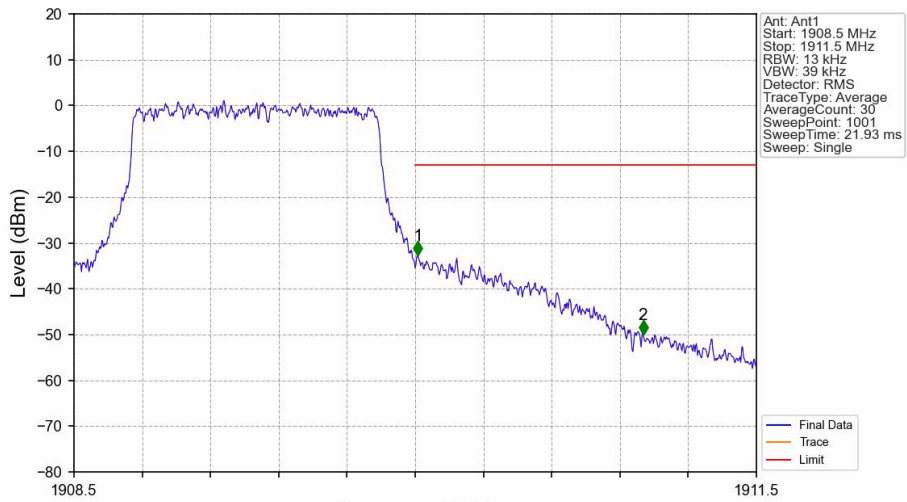


Band2_1.4MHz_16QAM_HCH_1909.3MHz_RB_1_5_NTNV



Start (MHz)	Stop (MHz)	RBW (MHz)	Method	Marker No.	Freq (MHz)	Level (dBm)	Limit (dBm)	Result
1908.5	1910	0.003	/	/	/	/	/	/
1910	1911	0.003	/	1	1910.005	-32.16	-13	Pass
1911	1911.5	1	/	2	1911.467	-58.09	-13	Pass

Band2_1.4MHz_16QAM_HCH_1909.3MHz_RB_6_0_NTNV



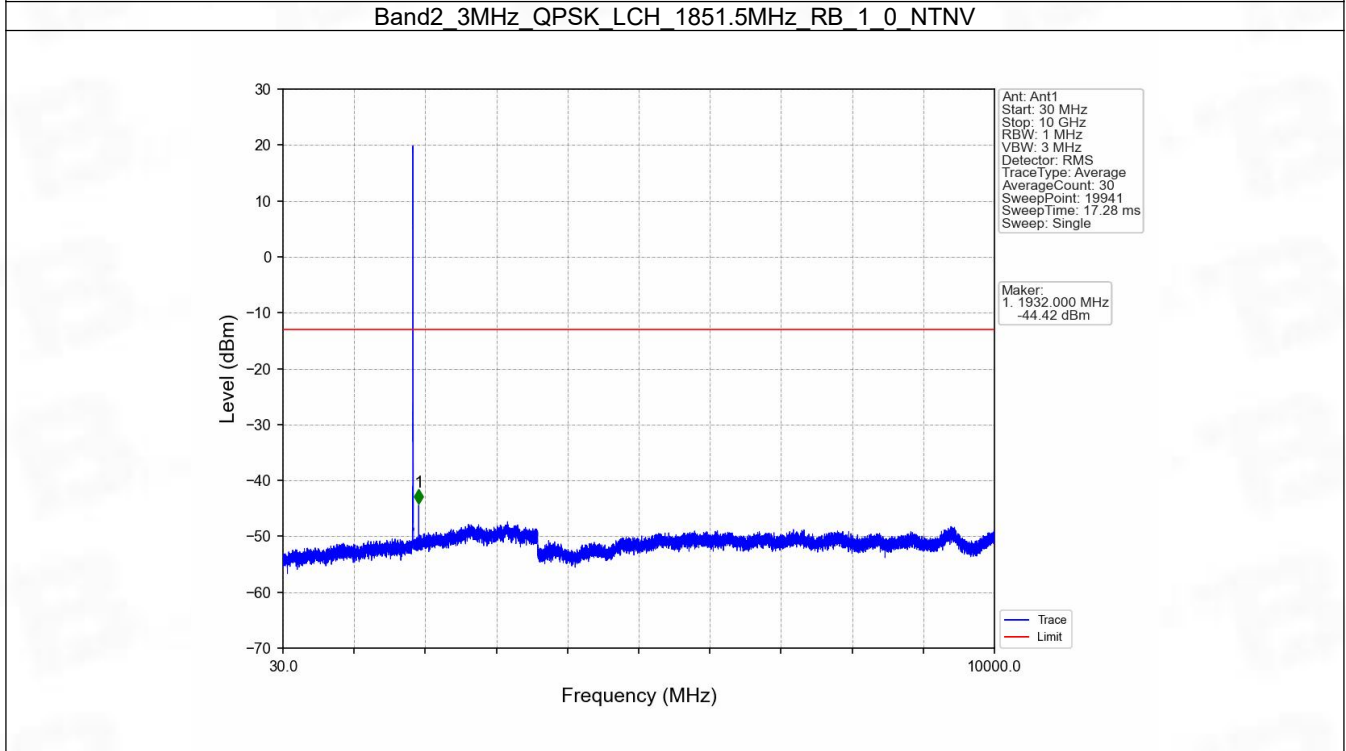
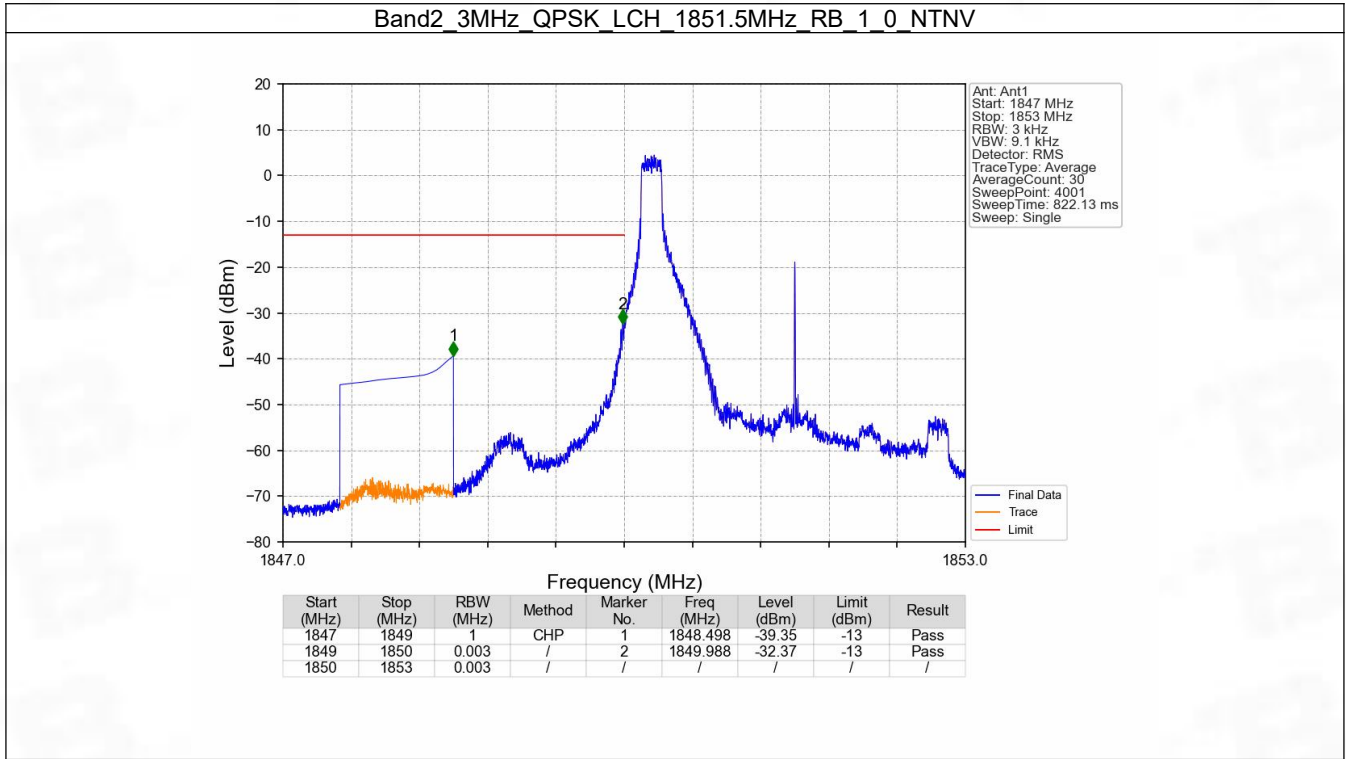
Start (MHz)	Stop (MHz)	RBW (MHz)	Method	Marker No.	Freq (MHz)	Level (dBm)	Limit (dBm)	Result
1908.5	1910	0.013	/	/	/	/	/	/
1910	1911	0.013	/	1	1910.012	-32.75	-13	Pass
1911	1911.5	1	/	2	1911.002	-50.02	-13	Pass

6.2 B2_3MHz

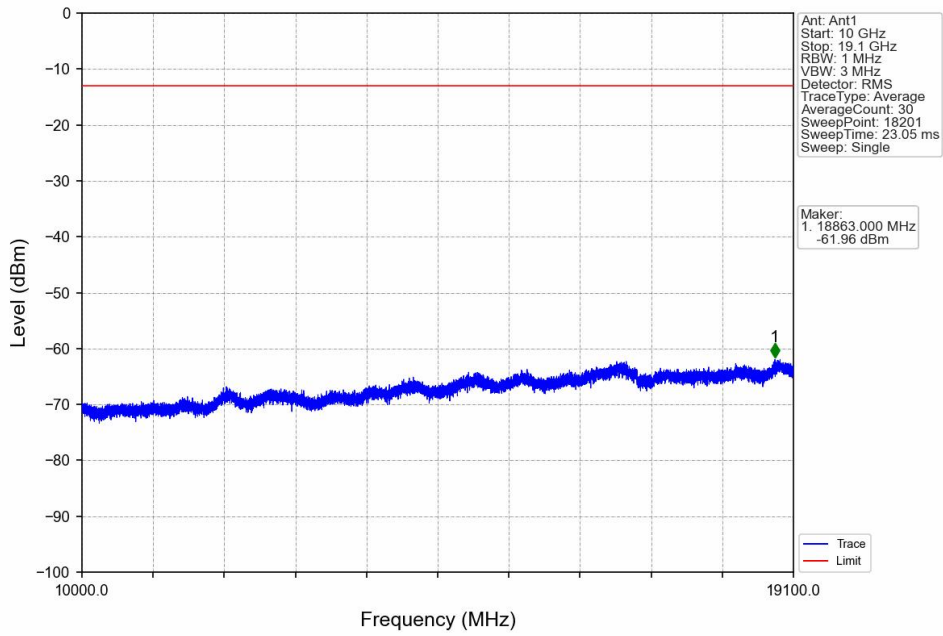
6.2.1 Test Result

Band: 2 / Bandwidth: 3MHz / NTV						
Modulation	Frequency (MHz)	RB Allocation		Spurious Emission		Verdict
		Size	Offset	Result	Limit	
QPSK	1851.5	1	0	Refer To Test Graph		Pass
		15	0	Refer To Test Graph		Pass
	1880	1	0	Refer To Test Graph		Pass
	1908.5	1	0	Refer To Test Graph		Pass
			14	Refer To Test Graph		Pass
		15	0	Refer To Test Graph		Pass
16QAM	1851.5	1	0	Refer To Test Graph		Pass
		15	0	Refer To Test Graph		Pass
	1880	1	0	Refer To Test Graph		Pass
	1908.5	1	0	Refer To Test Graph		Pass
			14	Refer To Test Graph		Pass
		15	0	Refer To Test Graph		Pass

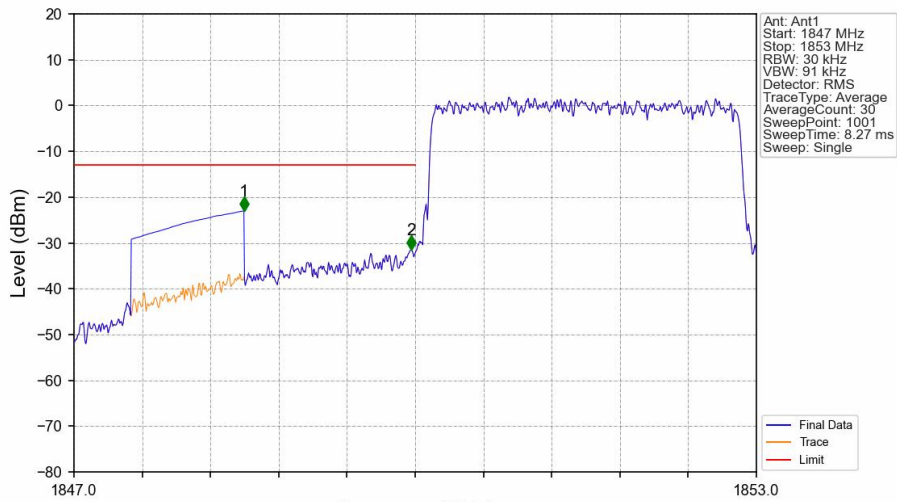
6.2.2 Test Graph



Band2_3MHz_QPSK_LCH_1851.5MHz_RB_1_0_NTNV

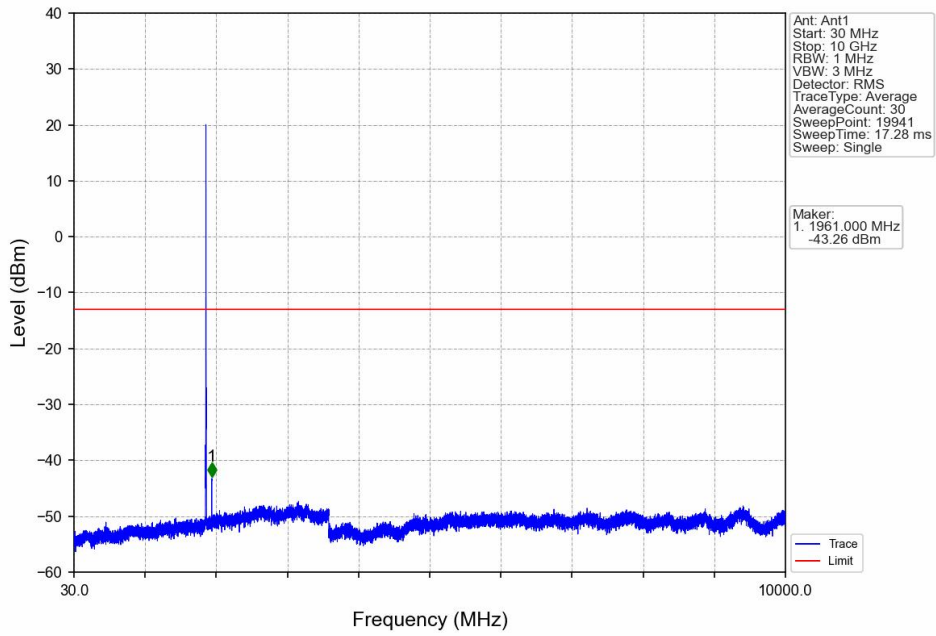


Band2_3MHz_QPSK_LCH_1851.5MHz_RB_15_0_NTNV

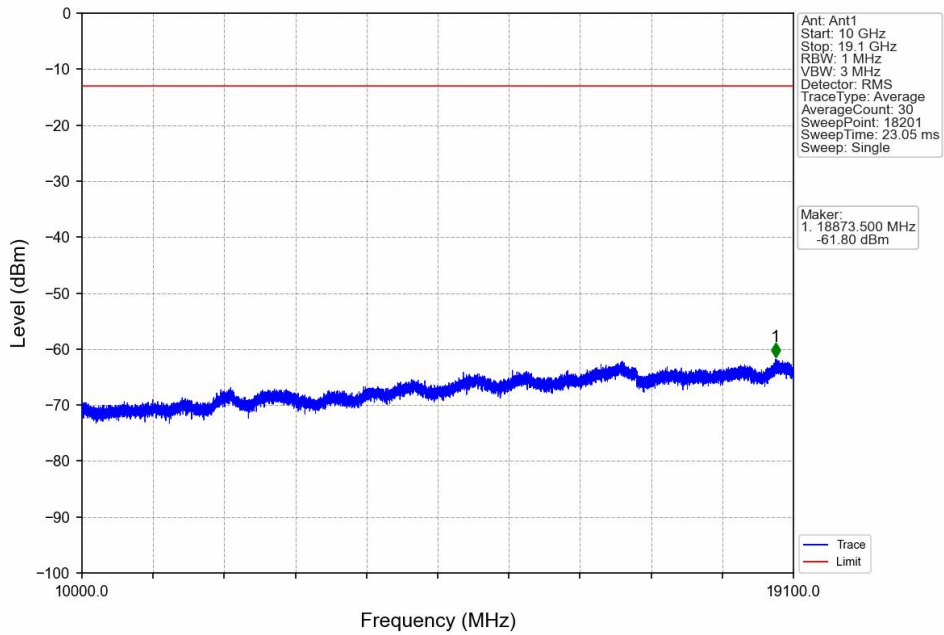


Start (MHz)	Stop (MHz)	RBW (MHz)	Method	Marker No.	Freq (MHz)	Level (dBm)	Limit (dBm)	Result
1847	1849	1	CHP	1	1848.494	-23.00	-13	Pass
1849	1850	0.03	/	2	1849.964	-31.54	-13	Pass
1850	1853	0.03	/	/	/	/	/	/

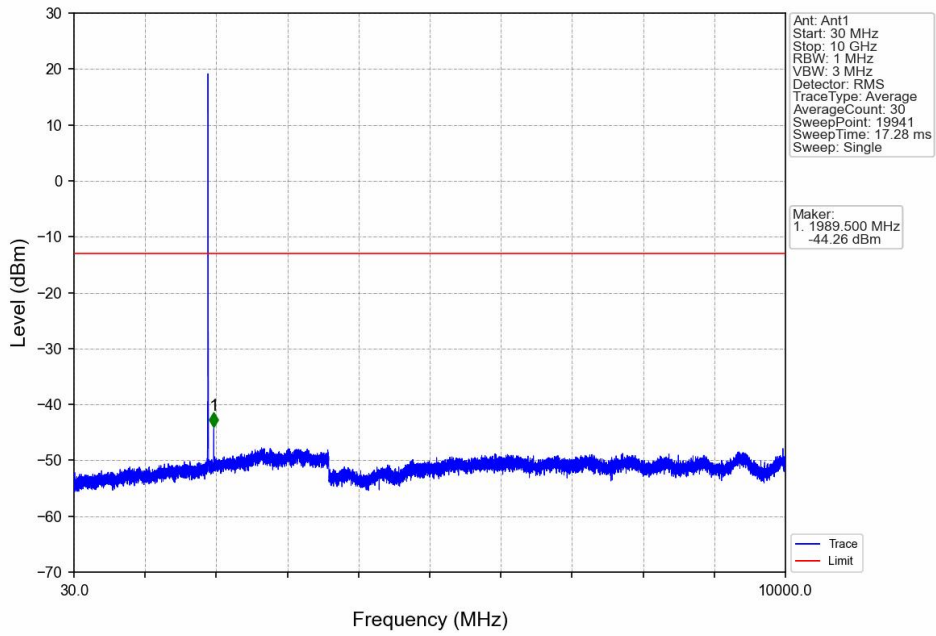
Band2_3MHz_QPSK_MCH_1880MHz_RB_1_0_NTNV



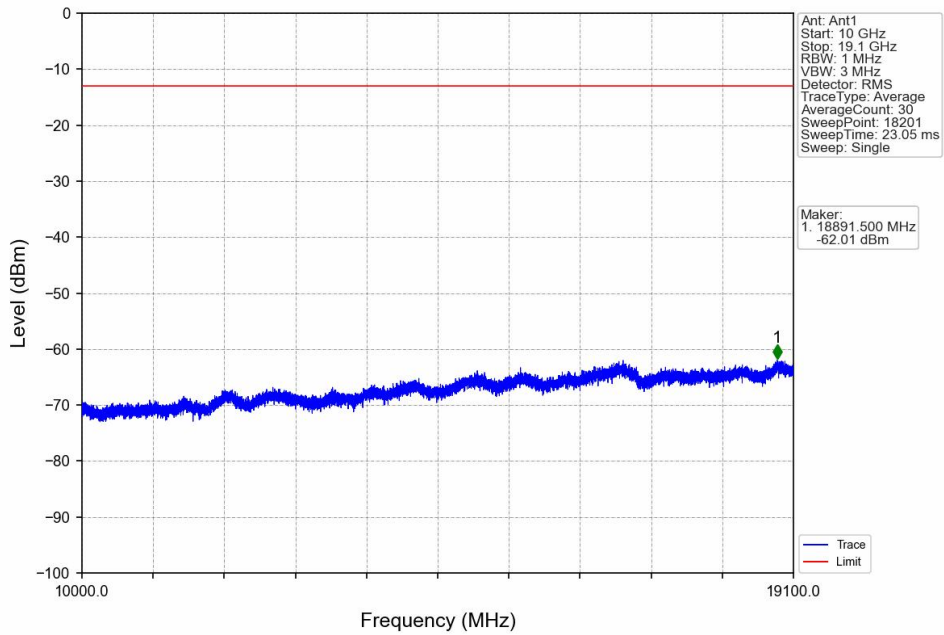
Band2_3MHz_QPSK_MCH_1880MHz_RB_1_0_NTNV



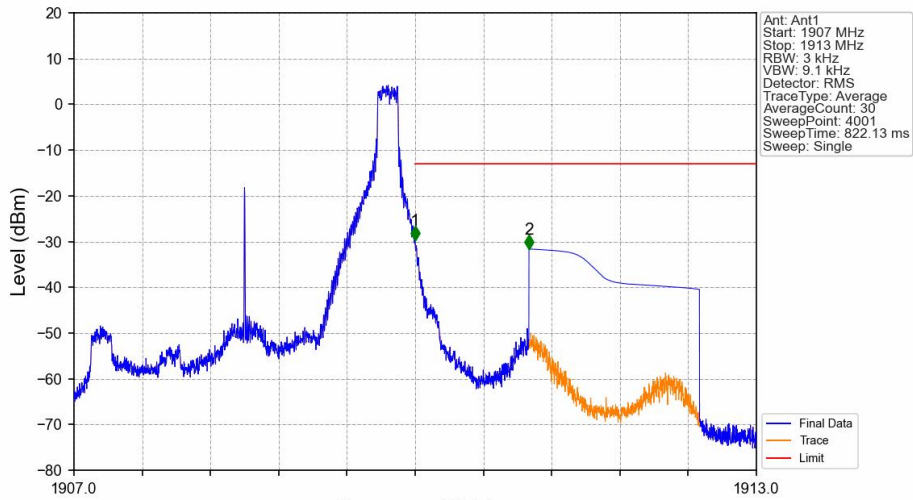
Band2_3MHz_QPSK_HCH_1908.5MHz_RB_1_0_NTNV



Band2_3MHz_QPSK_HCH_1908.5MHz_RB_1_0_NTNV

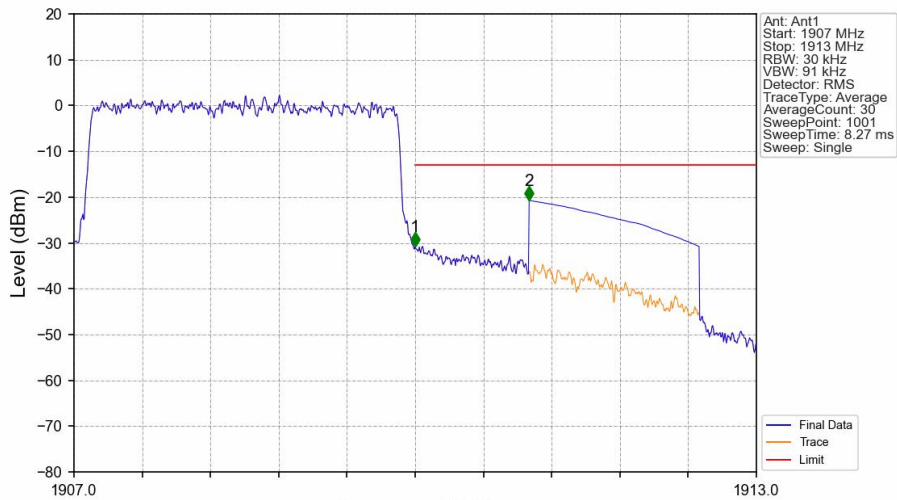


Band2_3MHz_QPSK_HCH_1908.5MHz_RB_1_14_NTNV



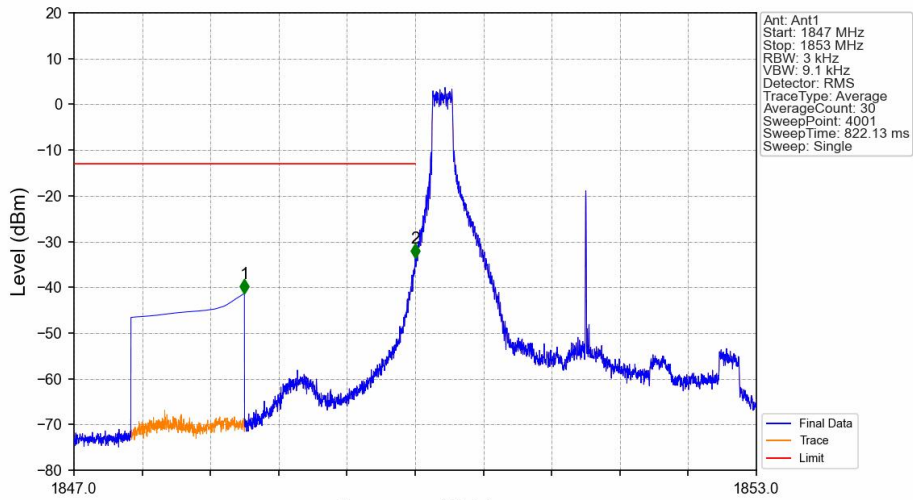
Start (MHz)	Stop (MHz)	RBW (MHz)	Method	Marker No.	Freq (MHz)	Level (dBm)	Limit (dBm)	Result
1907	1910	0.003	/	/	/	/	/	/
1910	1911	0.003	/	1	1910.000	-29.77	-13	Pass
1911	1913	1	CHP	2	1911.001	-31.63	-13	Pass

Band2_3MHz_QPSK_HCH_1908.5MHz_RB_15_0_NTNV



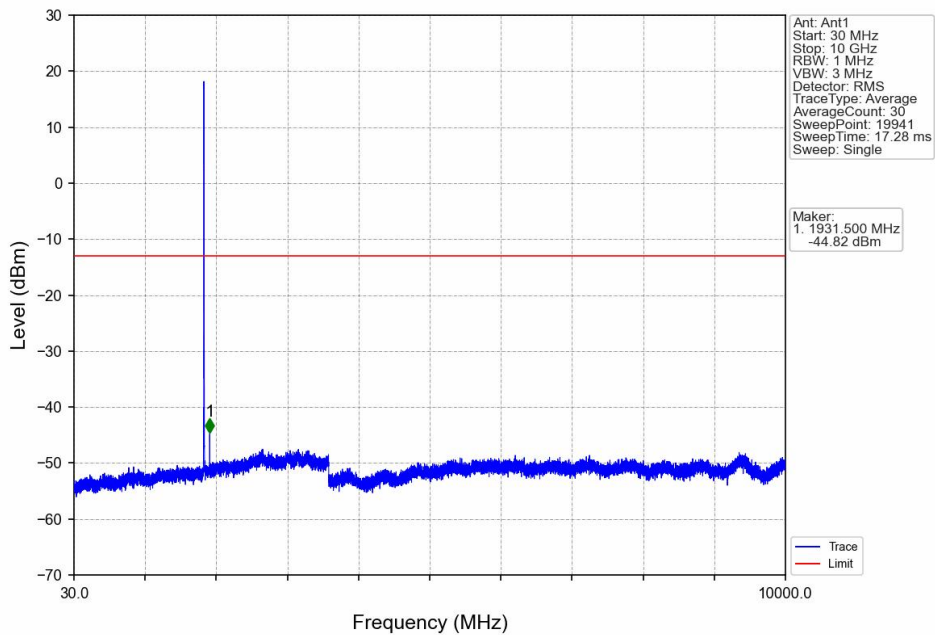
Start (MHz)	Stop (MHz)	RBW (MHz)	Method	Marker No.	Freq (MHz)	Level (dBm)	Limit (dBm)	Result
1907	1910	0.03	/	/	/	/	/	/
1910	1911	0.03	/	1	1910.000	-30.74	-13	Pass
1911	1913	1	CHP	2	1911.002	-20.73	-13	Pass

Band2_3MHz_16QAM_LCH_1851.5MHz_RB_1_0_NTNV

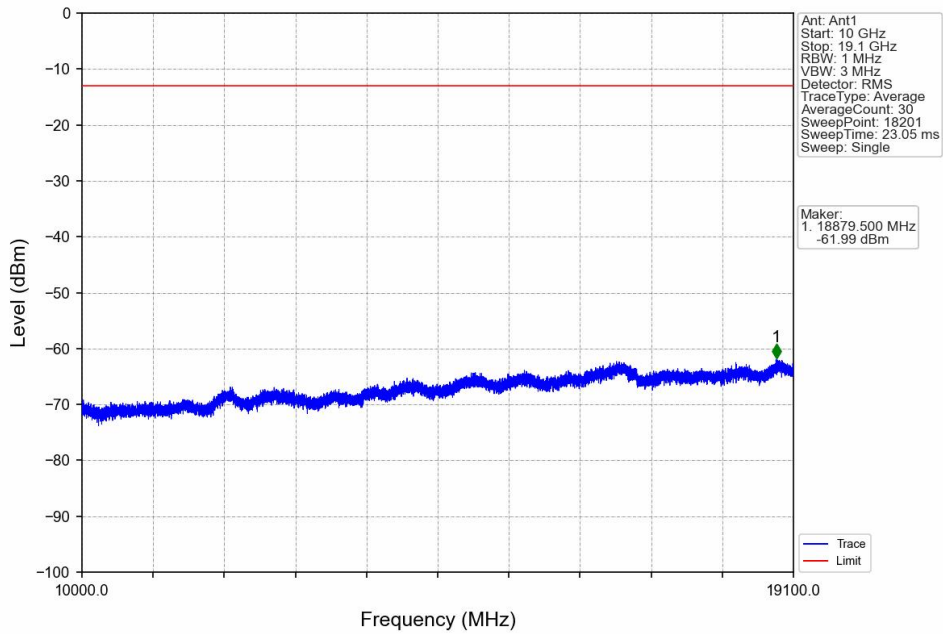


Start (MHz)	Stop (MHz)	RBW (MHz)	Method	Marker No.	Freq (MHz)	Level (dBm)	Limit (dBm)	Result
1847	1849	1	CHP	1	1848.498	-41.34	-13	Pass
1849	1850	0.003	/	2	1850.000	-33.60	-13	Pass
1850	1853	0.003	/	/	/	/	/	/

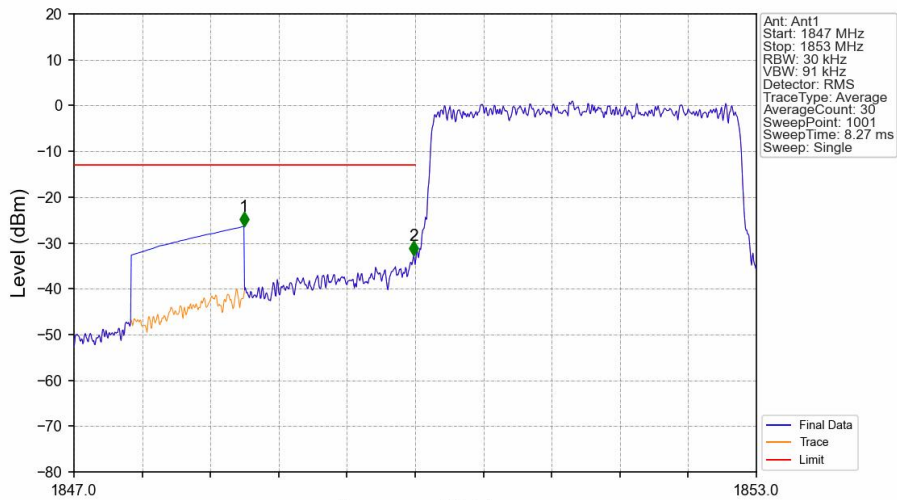
Band2_3MHz_16QAM_LCH_1851.5MHz_RB_1_0_NTNV



Band2_3MHz_16QAM_LCH_1851.5MHz_RB_1_0_NTNV

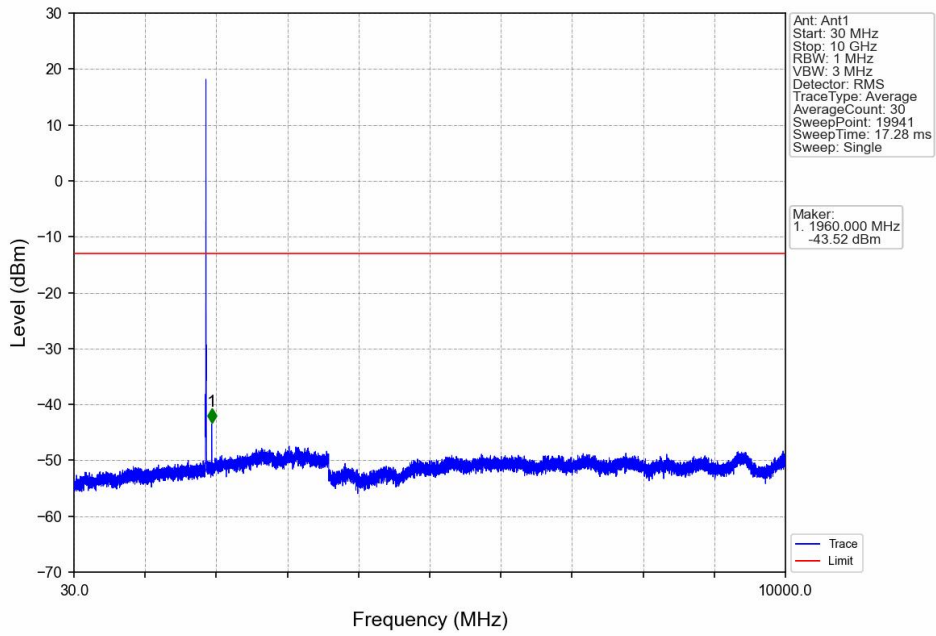


Band2_3MHz_16QAM_LCH_1851.5MHz_RB_15_0_NTNV

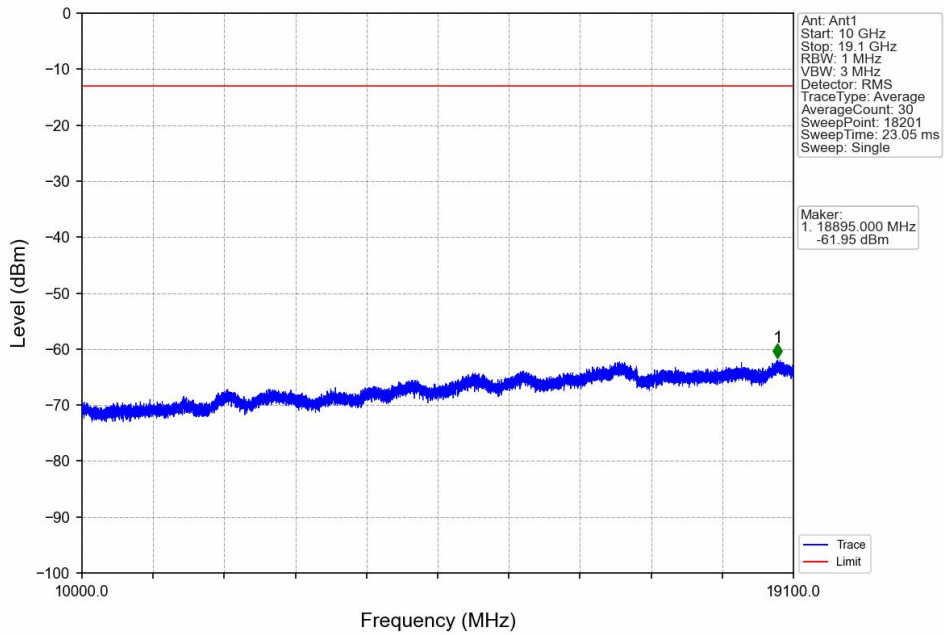


Start (MHz)	Stop (MHz)	RBW (MHz)	Method	Marker No.	Freq (MHz)	Level (dBm)	Limit (dBm)	Result
1847	1849	1	CHP	1	1848.494	-26.38	-13	Pass
1849	1850	0.03	/	2	1849.968	-32.80	-13	Pass
1850	1853	0.03	/	/	/	/	/	/

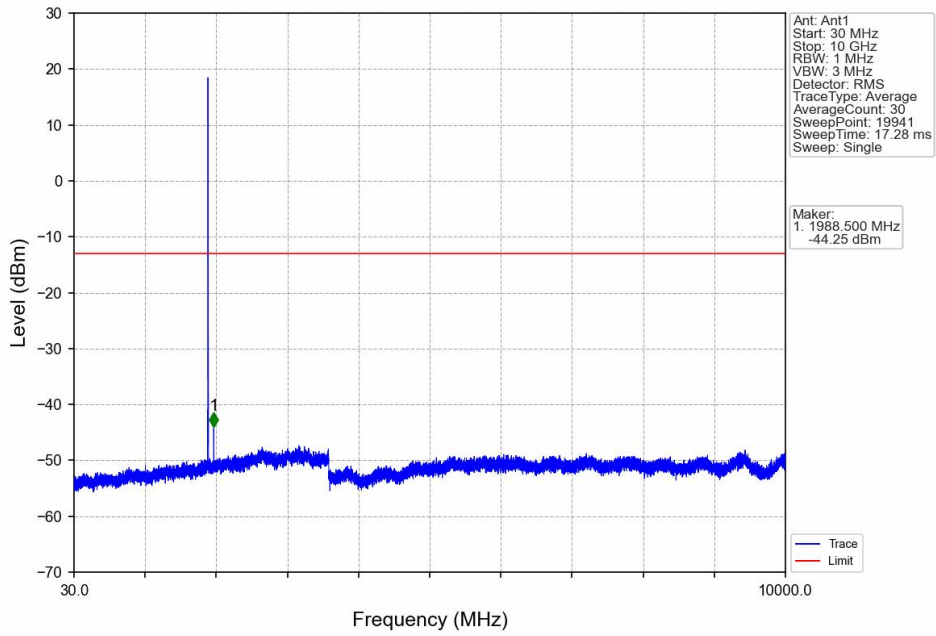
Band2_3MHz_16QAM_MCH_1880MHz_RB_1_0_NTNV



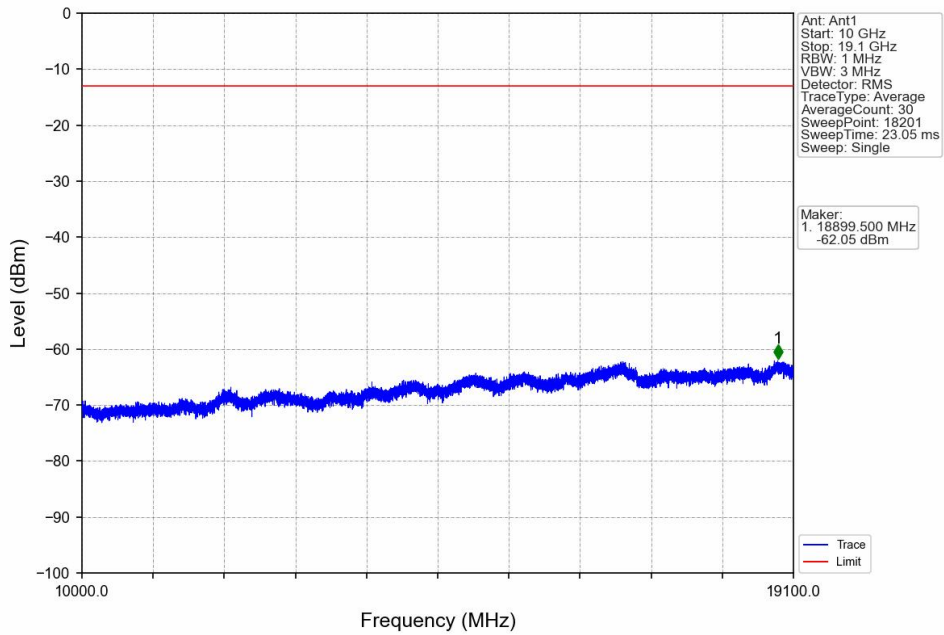
Band2_3MHz_16QAM_MCH_1880MHz_RB_1_0_NTNV



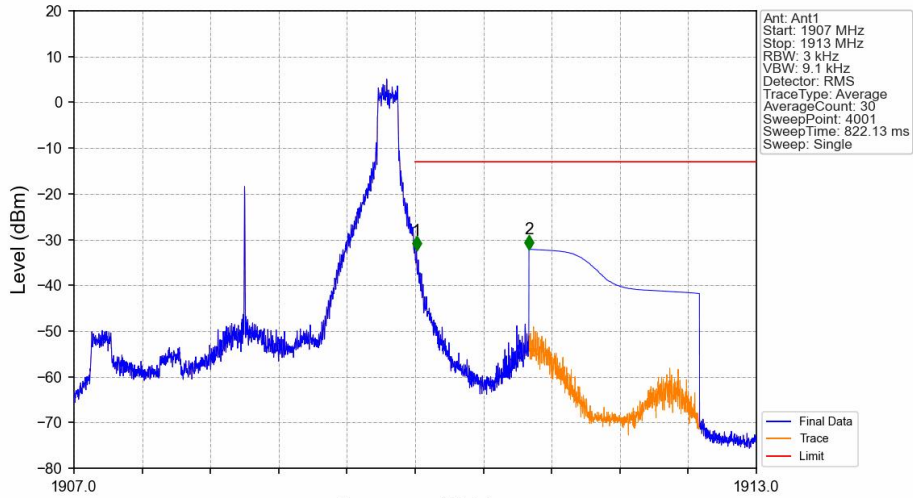
Band2_3MHz_16QAM_HCH_1908.5MHz_RB_1_0_NTNV



Band2_3MHz_16QAM_HCH_1908.5MHz_RB_1_0_NTNV

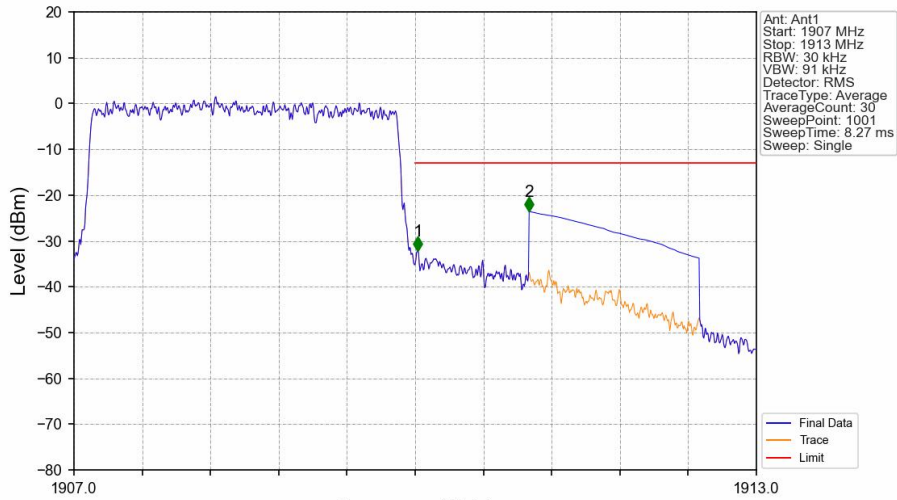


Band2_3MHz_16QAM_HCH_1908.5MHz_RB_1_14_NTNV



Start (MHz)	Stop (MHz)	RBW (MHz)	Method	Marker No.	Freq (MHz)	Level (dBm)	Limit (dBm)	Result
1907	1910	0.003	/	/	/	/	/	/
1910	1911	0.003	/	1	1910.012	-32.33	-13	Pass
1911	1913	1	CHP	2	1911.001	-32.12	-13	Pass

Band2_3MHz_16QAM_HCH_1908.5MHz_RB_15_0_NTNV



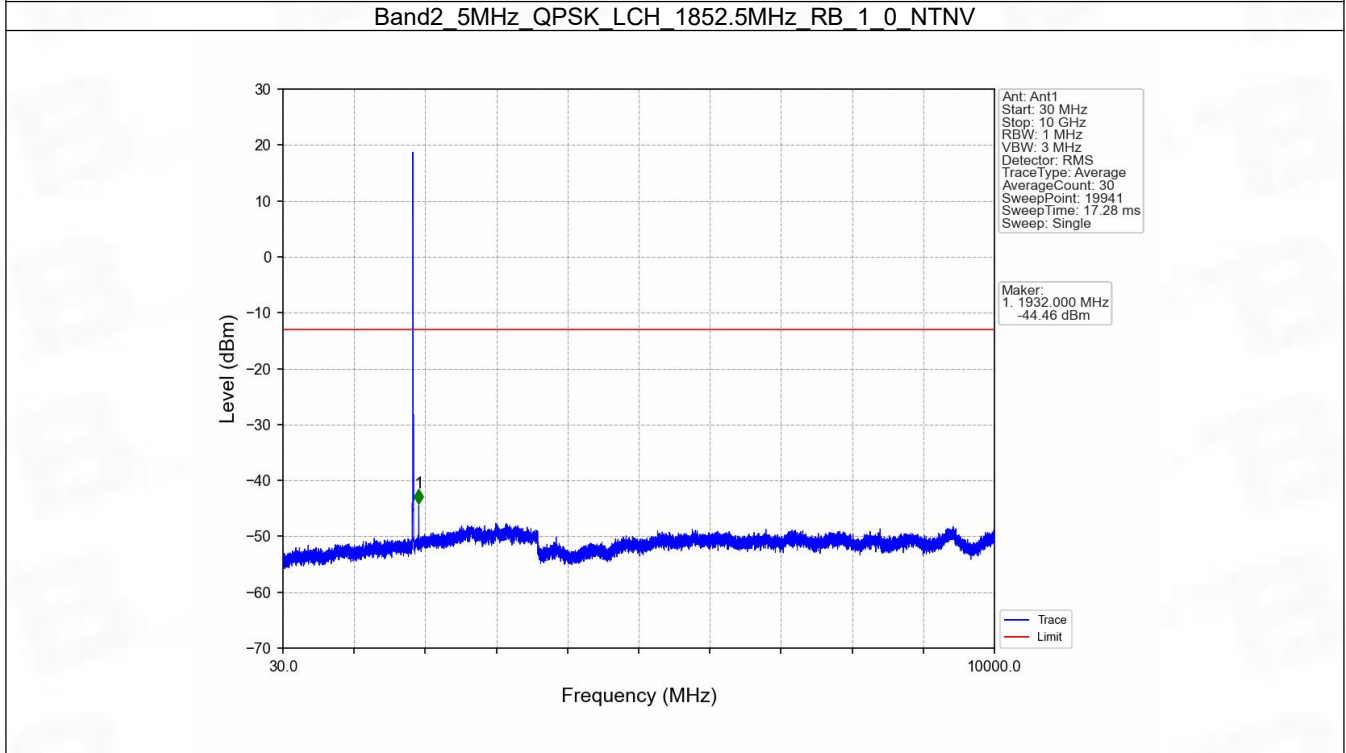
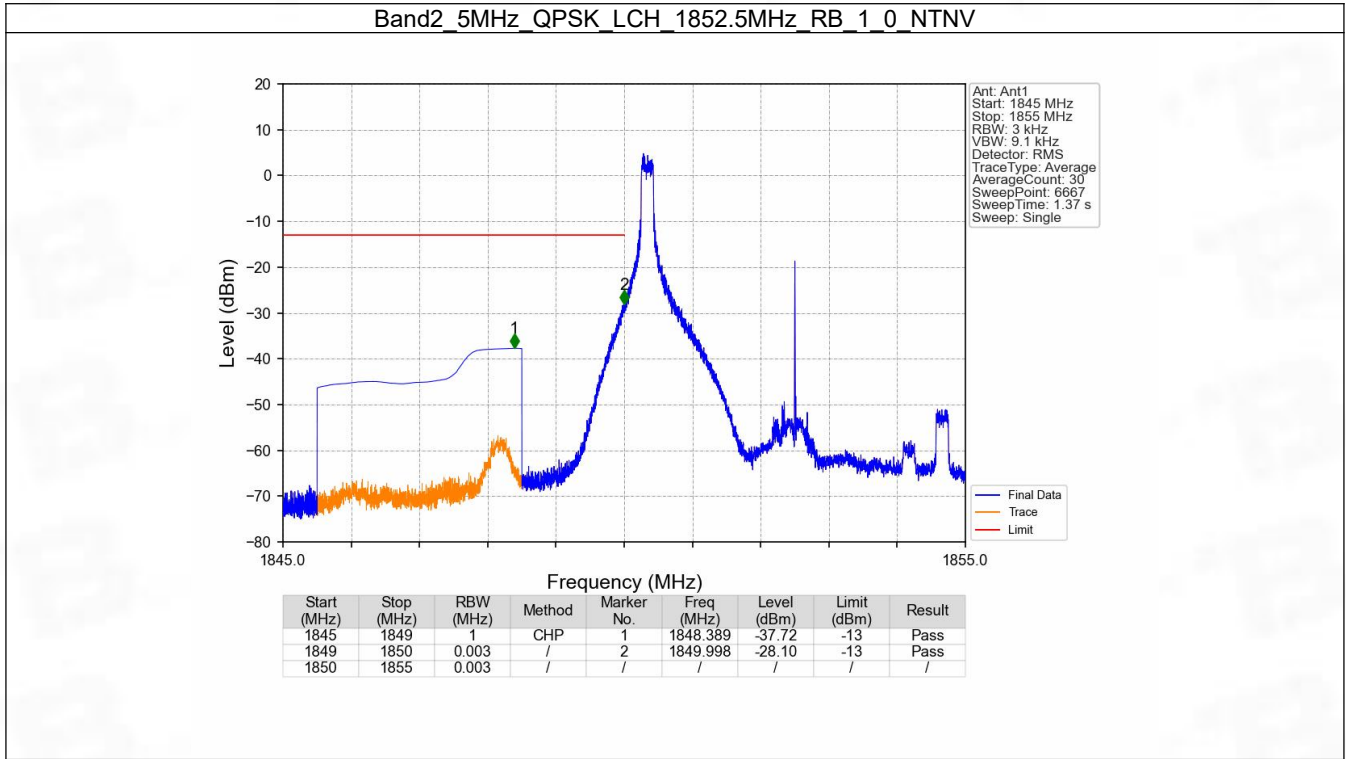
Start (MHz)	Stop (MHz)	RBW (MHz)	Method	Marker No.	Freq (MHz)	Level (dBm)	Limit (dBm)	Result
1907	1910	0.03	/	/	/	/	/	/
1910	1911	0.03	/	1	1910.024	-32.21	-13	Pass
1911	1913	1	CHP	2	1911.002	-23.61	-13	Pass

6.3 B2_5MHz

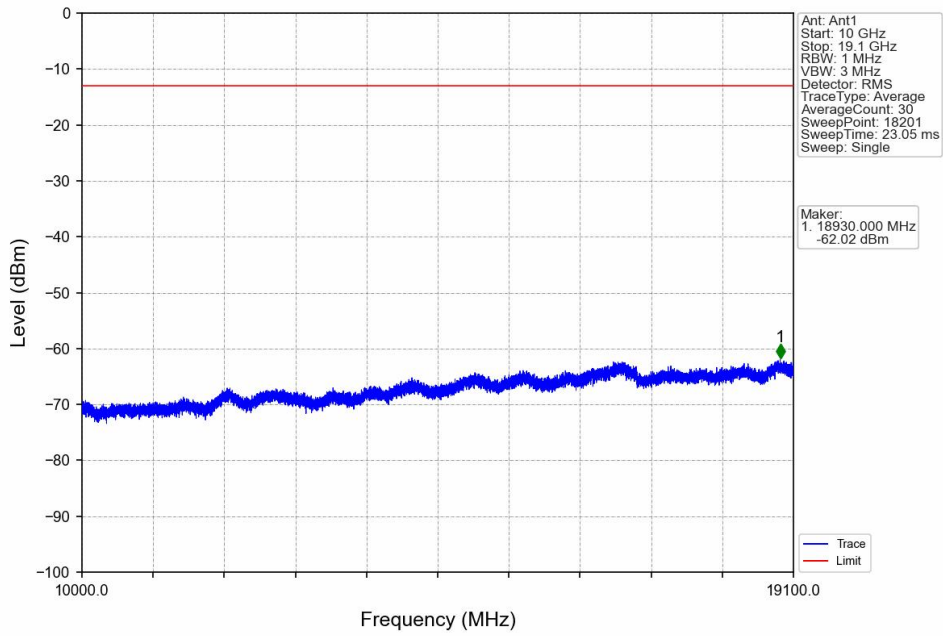
6.3.1 Test Result

Band: 2 / Bandwidth: 5MHz / NTV						
Modulation	Frequency (MHz)	RB Allocation		Spurious Emission		Verdict
		Size	Offset	Result	Limit	
QPSK	1852.5	1	0	Refer To Test Graph		Pass
		25	0	Refer To Test Graph		Pass
	1907.5	1	0	Refer To Test Graph		Pass
			24	Refer To Test Graph		Pass
		25	0	Refer To Test Graph		Pass
			0	Refer To Test Graph		Pass
16QAM	1852.5	1	0	Refer To Test Graph		Pass
		25	0	Refer To Test Graph		Pass
	1907.5	1	0	Refer To Test Graph		Pass
			24	Refer To Test Graph		Pass
		25	0	Refer To Test Graph		Pass
			0	Refer To Test Graph		Pass

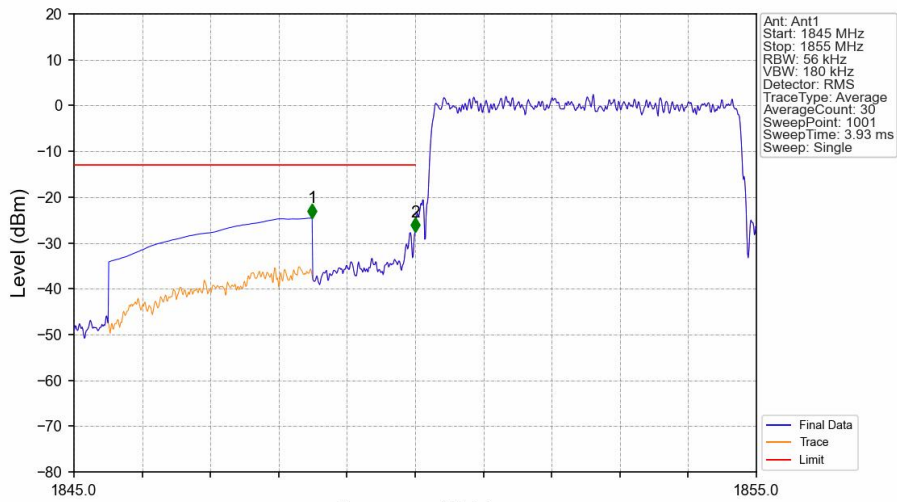
6.3.2 Test Graph



Band2_5MHz_QPSK_LCH_1852.5MHz_RB_1_0_NTNV

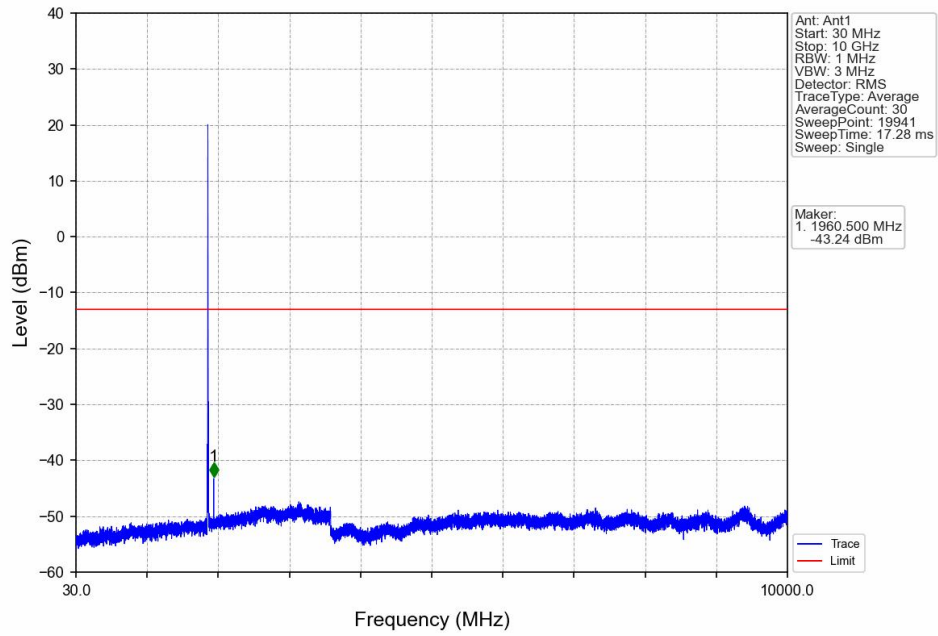


Band2_5MHz_QPSK_LCH_1852.5MHz_RB_25_0_NTNV

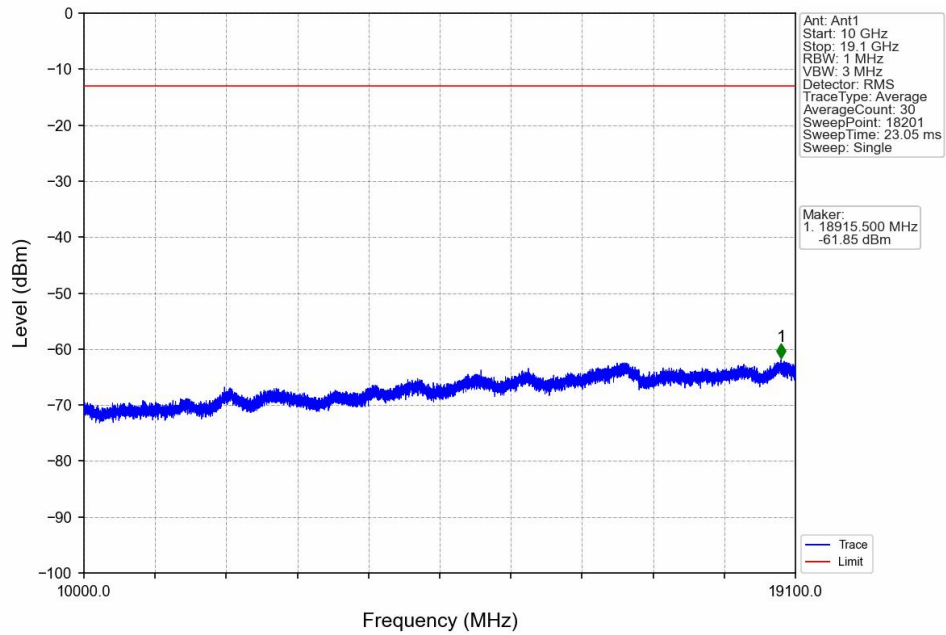


Start (MHz)	Stop (MHz)	RBW (MHz)	Method	Marker No.	Freq (MHz)	Level (dBm)	Limit (dBm)	Result
1845	1849	1	CHP	1	1848.490	-24.53	-13	Pass
1849	1850	0.056	/	2	1850.000	-27.64	-13	Pass
1850	1855	0.056	/	/	/	/	/	/

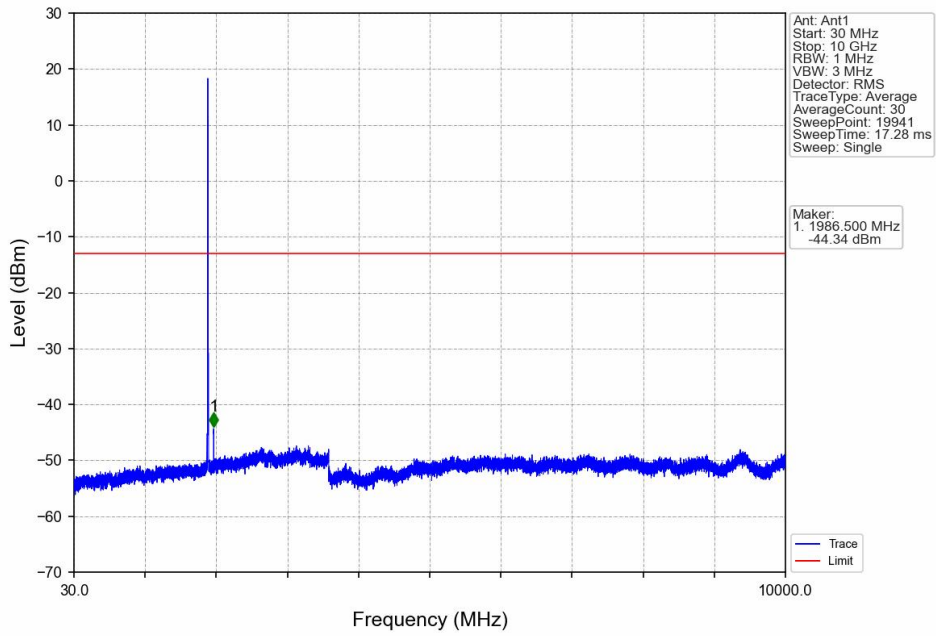
Band2_5MHz_QPSK_MCH_1880MHz_RB_1_0_NTNV



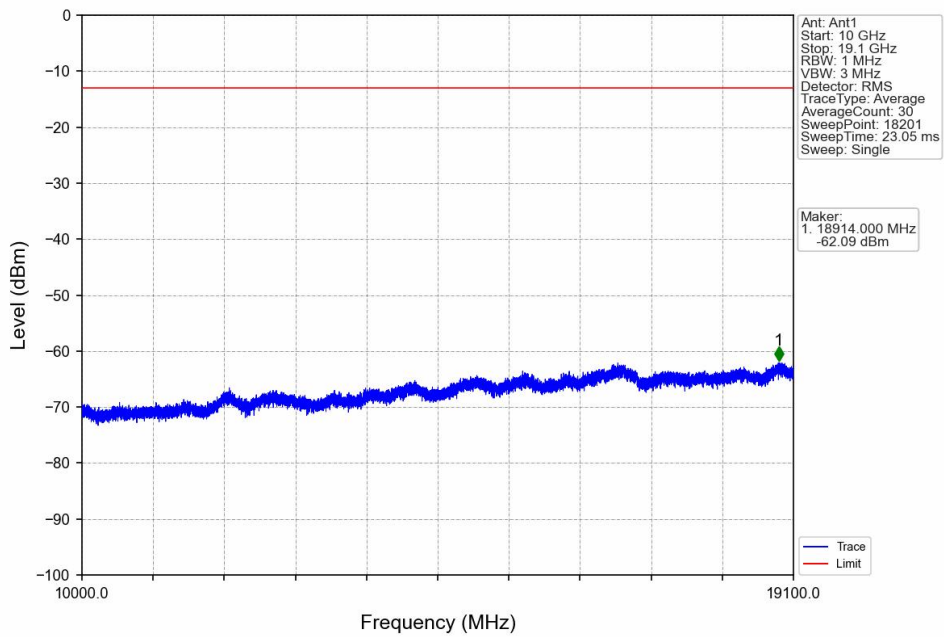
Band2_5MHz_QPSK_MCH_1880MHz_RB_1_0_NTNV



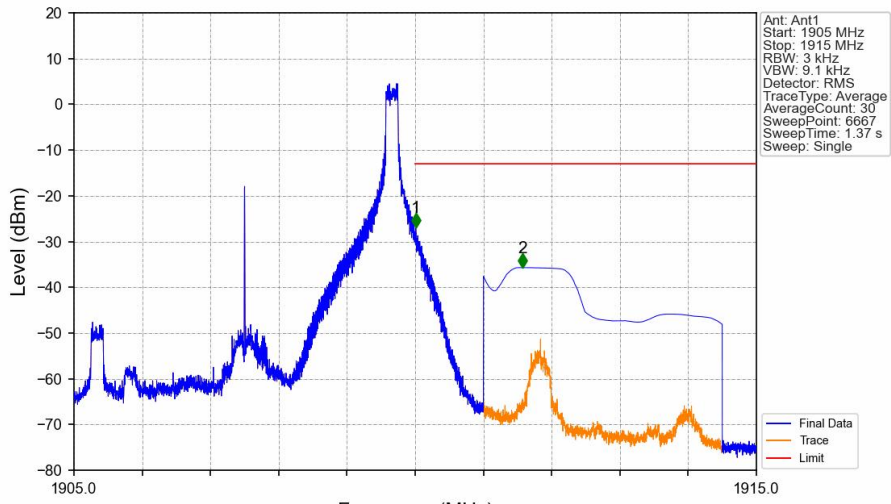
Band2_5MHz_QPSK_HCH_1907.5MHz_RB_1_0_NTNV



Band2_5MHz_QPSK_HCH_1907.5MHz_RB_1_0_NTNV

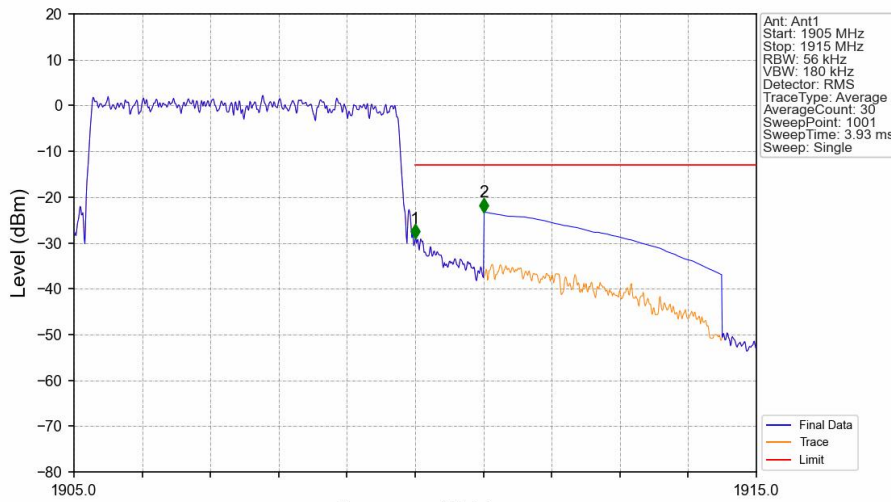


Band2_5MHz_QPSK_HCH_1907.5MHz_RB_1_24_NTNV



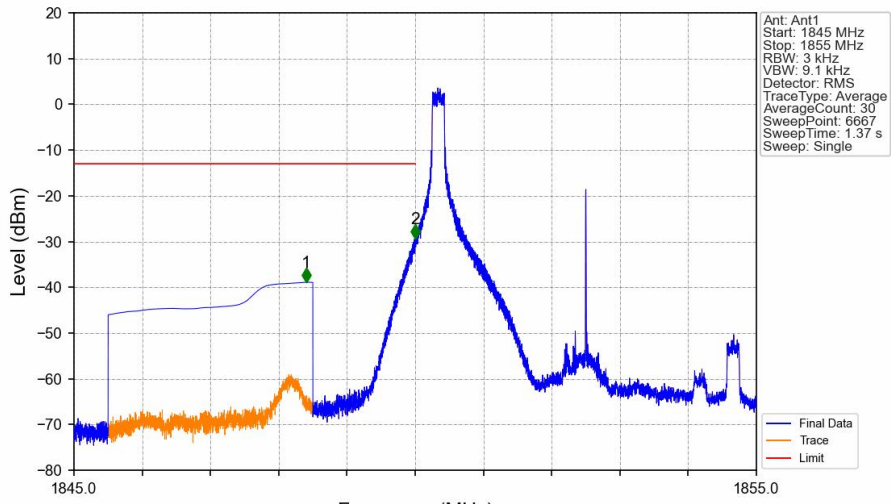
Start (MHz)	Stop (MHz)	RBW (MHz)	Method	Marker No.	Freq (MHz)	Level (dBm)	Limit (dBm)	Result
1905	1910	0.003	/	/	/	/	/	/
1910	1911	0.003	/	1	1910.009	-26.87	-13	Pass
1911	1915	1	CHP	2	1911.572	-35.70	-13	Pass

Band2_5MHz_QPSK_HCH_1907.5MHz_RB_25_0_NTNV



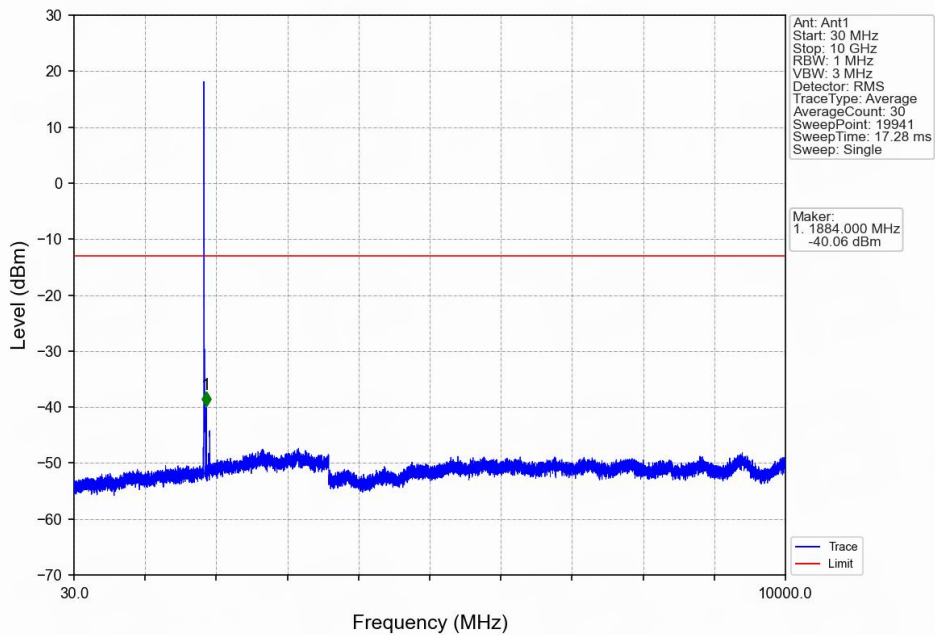
Start (MHz)	Stop (MHz)	RBW (MHz)	Method	Marker No.	Freq (MHz)	Level (dBm)	Limit (dBm)	Result
1905	1910	0.056	/	/	/	/	/	/
1910	1911	0.056	/	1	1910.000	-29.01	-13	Pass
1911	1915	1	CHP	2	1911.010	-23.30	-13	Pass

Band2_5MHz_16QAM_LCH_1852.5MHz_RB_1_0_NTNV

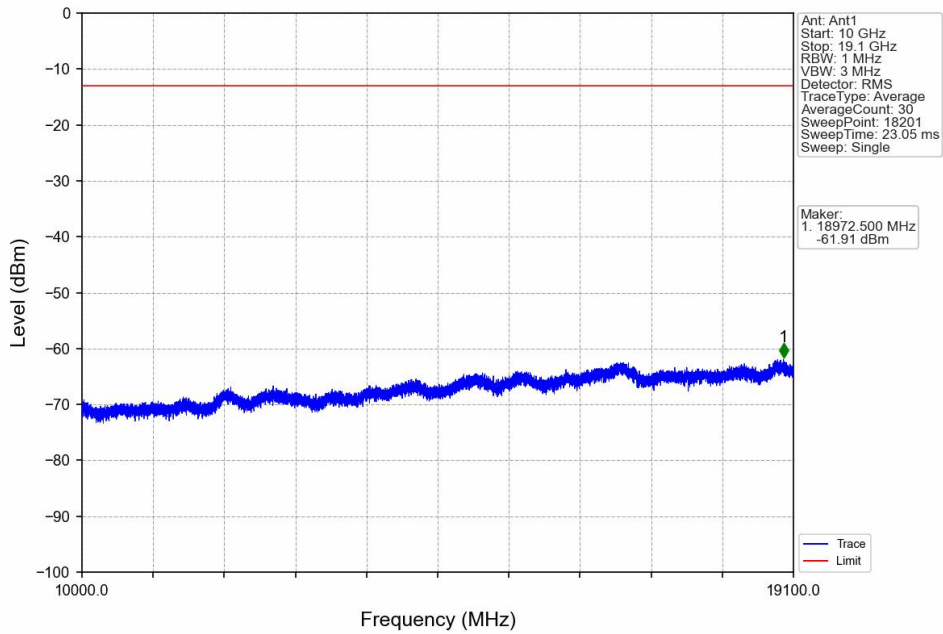


Start (MHz)	Stop (MHz)	RBW (MHz)	Method	Marker No.	Freq (MHz)	Level (dBm)	Limit (dBm)	Result
1845	1849	1	CHP	1	1848.404	-38.91	-13	Pass
1849	1850	0.003	/	2	1850.000	-29.40	-13	Pass
1850	1855	0.003	/	/	/	/	/	/

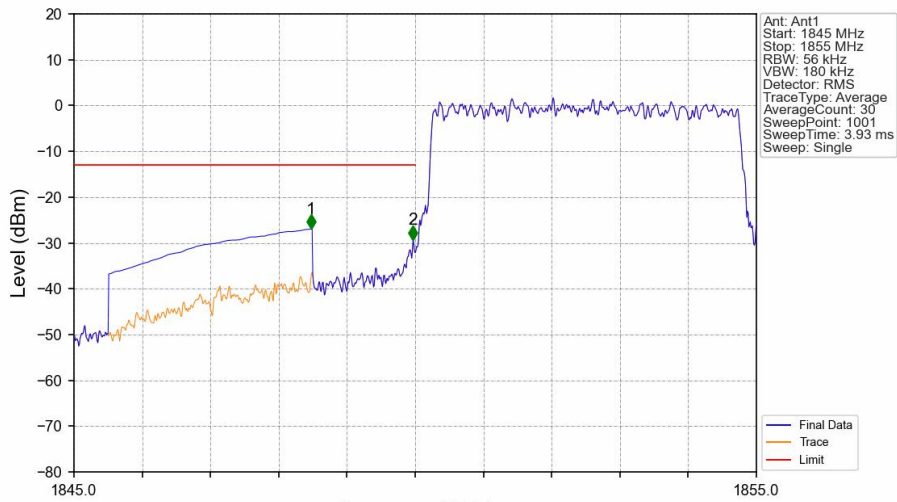
Band2_5MHz_16QAM_LCH_1852.5MHz_RB_1_0_NTNV



Band2_5MHz_16QAM_LCH_1852.5MHz_RB_1_0_NTNV

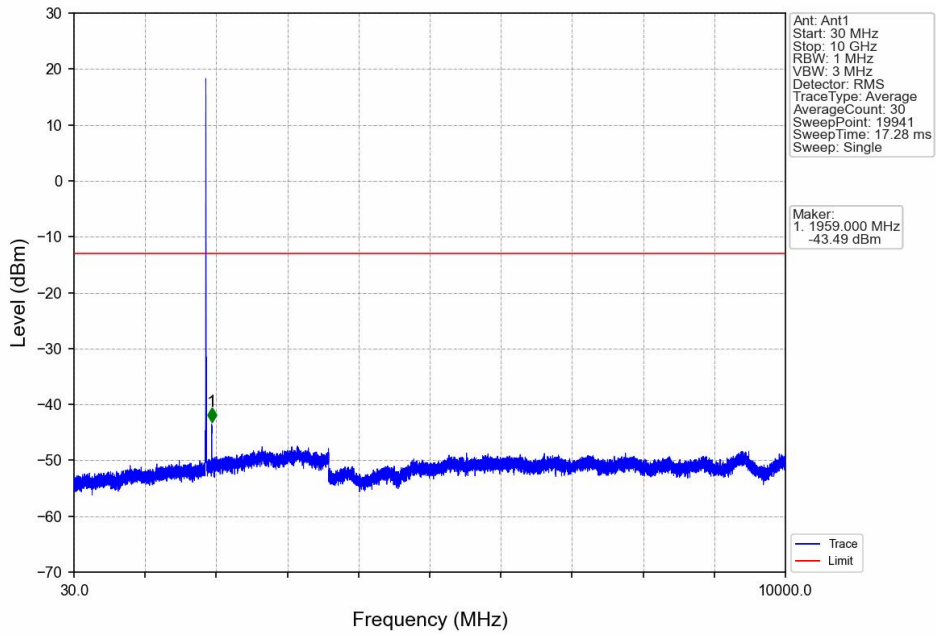


Band2_5MHz_16QAM_LCH_1852.5MHz_RB_25_0_NTNV

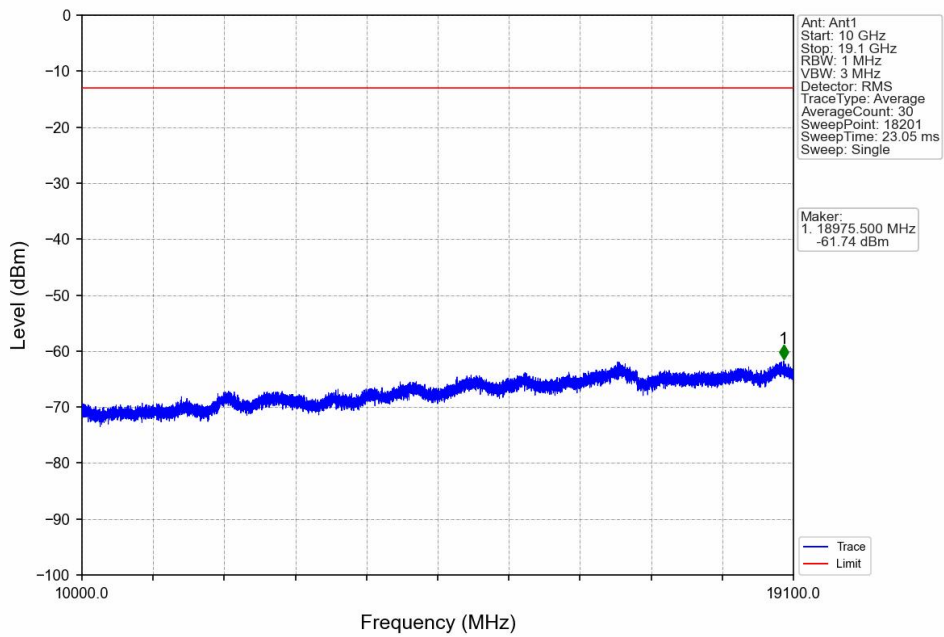


Start (MHz)	Stop (MHz)	RBW (MHz)	Method	Marker No.	Freq (MHz)	Level (dBm)	Limit (dBm)	Result
1845	1849	1	CHP	1	1848.470	-26.98	-13	Pass
1849	1850	0.056	/	2	1849.970	-29.29	-13	Pass
1850	1855	0.056	/	/	/	/	/	/

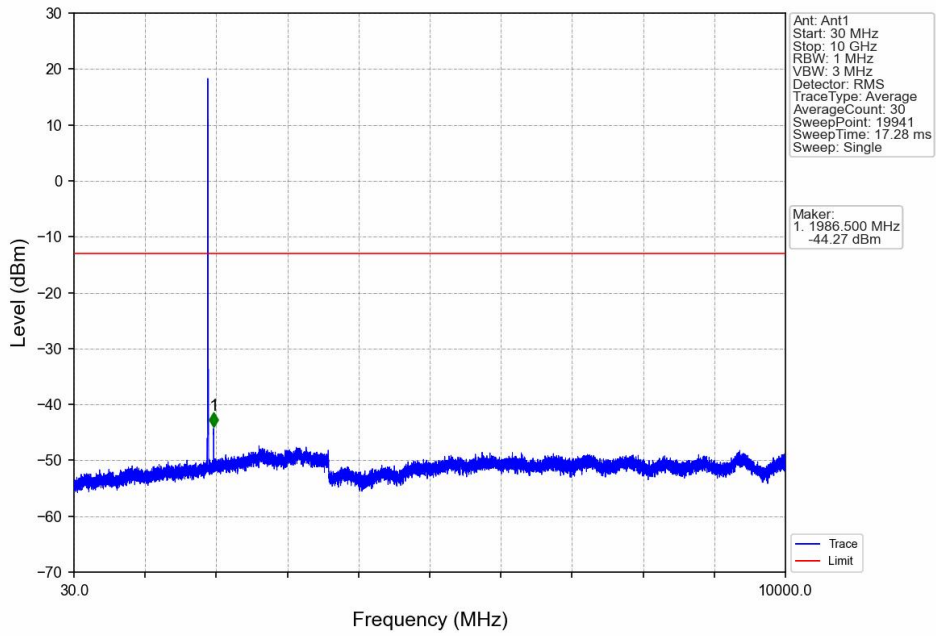
Band2_5MHz_16QAM_MCH_1880MHz_RB_1_0_NTNV



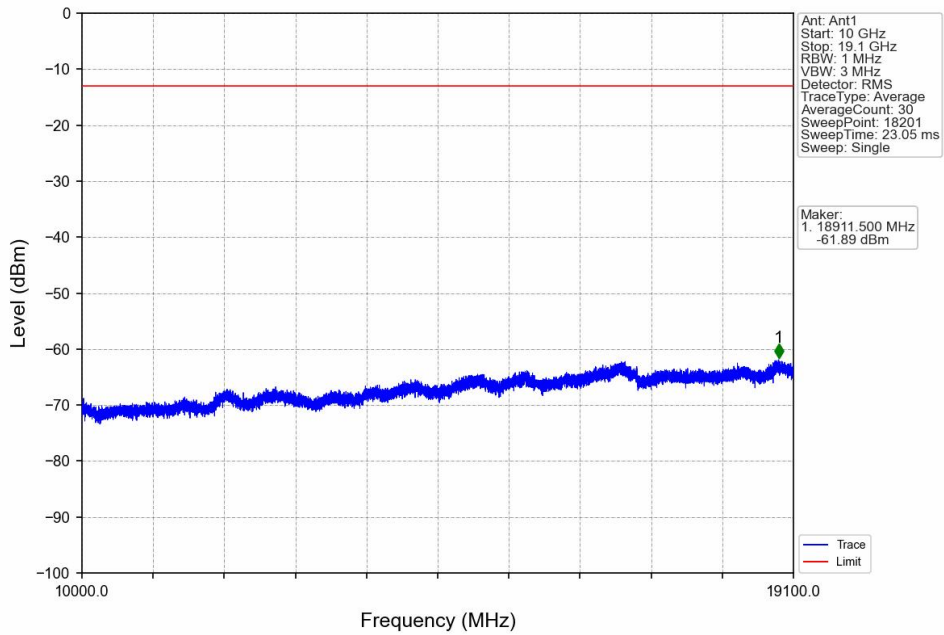
Band2_5MHz_16QAM_MCH_1880MHz_RB_1_0_NTNV



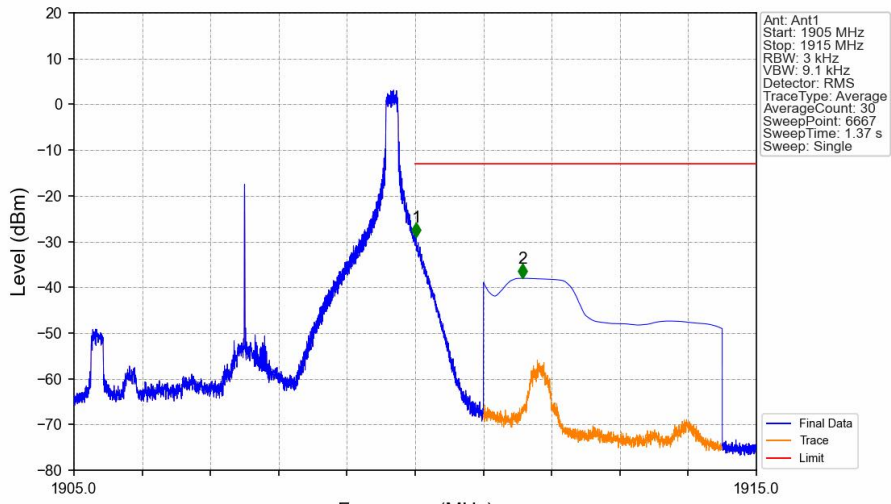
Band2_5MHz_16QAM_HCH_1907.5MHz_RB_1_0_NTNV



Band2_5MHz_16QAM_HCH_1907.5MHz_RB_1_0_NTNV

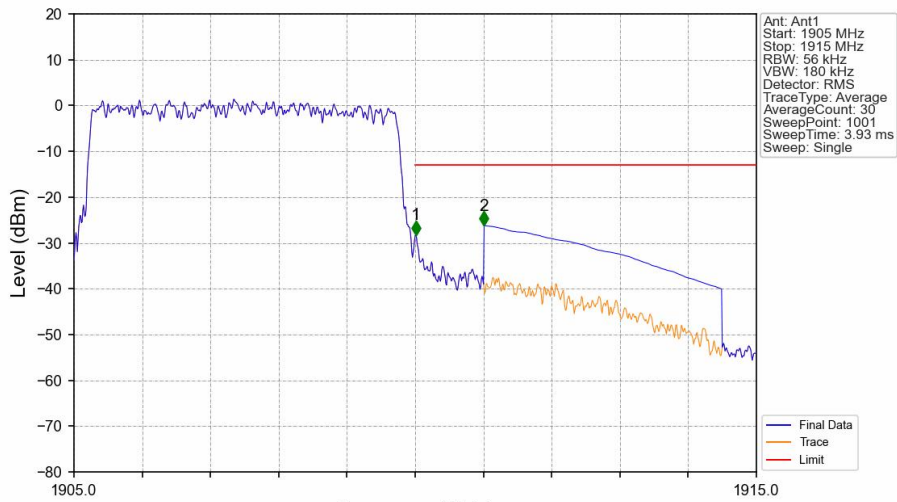


Band2_5MHz_16QAM_HCH_1907.5MHz_RB_1_24_NTNV



Start (MHz)	Stop (MHz)	RBW (MHz)	Method	Marker No.	Freq (MHz)	Level (dBm)	Limit (dBm)	Result
1905	1910	0.003	/	/	/	/	/	/
1910	1911	0.003	/	1	1910.015	-29.05	-13	Pass
1911	1915	1	CHP	2	1911.574	-38.04	-13	Pass

Band2_5MHz_16QAM_HCH_1907.5MHz_RB_25_0_NTNV



Start (MHz)	Stop (MHz)	RBW (MHz)	Method	Marker No.	Freq (MHz)	Level (dBm)	Limit (dBm)	Result
1905	1910	0.056	/	/	/	/	/	/
1910	1911	0.056	/	1	1910.010	-28.25	-13	Pass
1911	1915	1	CHP	2	1911.010	-26.24	-13	Pass

6.4 B2_10MHz

6.4.1 Test Result

Band: 2 / Bandwidth: 10MHz / NTV						
Modulation	Frequency (MHz)	RB Allocation		Spurious Emission		Verdict
		Size	Offset	Result	Limit	
QPSK	1855	1	0	Refer To Test Graph		Pass
		50	0	Refer To Test Graph		Pass
	1905	1	0	Refer To Test Graph		Pass
			49	Refer To Test Graph		Pass
		50	0	Refer To Test Graph		Pass
			0	Refer To Test Graph		Pass
16QAM	1855	1	0	Refer To Test Graph		Pass
		50	0	Refer To Test Graph		Pass
	1905	1	0	Refer To Test Graph		Pass
			49	Refer To Test Graph		Pass
		50	0	Refer To Test Graph		Pass
			0	Refer To Test Graph		Pass

6.4.2 Test Graph

