

Shenzhen huaxinwei Communication Technology Co., LTD
 203, Building C, 5#, Skyworth Innovation Valley, Tangtou 1
 Road, Tangtou Community, Shiyan Street, Baoan District,
 Shenzhen

Material Acknowledgement

Suppliers: Shenzhen huaxinwei Communication Technology Co., LTD
 S5513-E64D-MAIN-HTC AND
 Model: S5513-E64D-WGB-HTC
 Product Name: On the antenna assembly
 Specification
 s / Models: _____
Antenna
trademark: _____
 Color: _____
 Address: _____
 Contact /
 Phone: _____

Supplier (with official seal)

Structural Department	R&D Department	Quality Department	Project Department	

Customer review

ID Department	Structural Department / Special Project	Hardware Department	Packaging engineering	Quality Department

Specifications

The report mainly provides A55 GSM+WCDMA+LTE,performance parameter test, antenna for built-in antenna:

2、Electrical performance

2-1Specification Standard

The A55 antenna operates in the

LTE Band 2/25:1850-1990MHz

LTE Band 4:1710-1755MHz

LTE Band 5/26: 814-894MHz

LTE Band 7:2500-2570MHz

LTE Band 12: 699-716MHz

LTE Band 17:704-716MHz

LTE Band 41: 2535-2675MHz

LTE Band 66: 1710-1780MHz

LTE Band 71: 663-698MHz, which generates resonances in this ;The following table shows the mass production performance test indicators for the A55 design antenna:

GSM/WCDMA/LTE ant 65mm*11mm



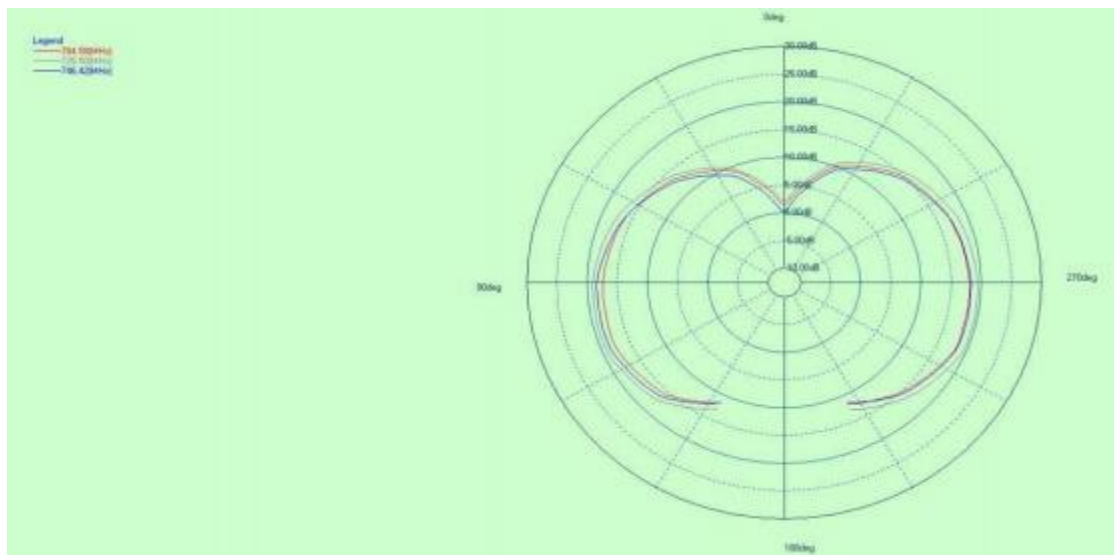
BT WIFI ANT 13mm*10mm



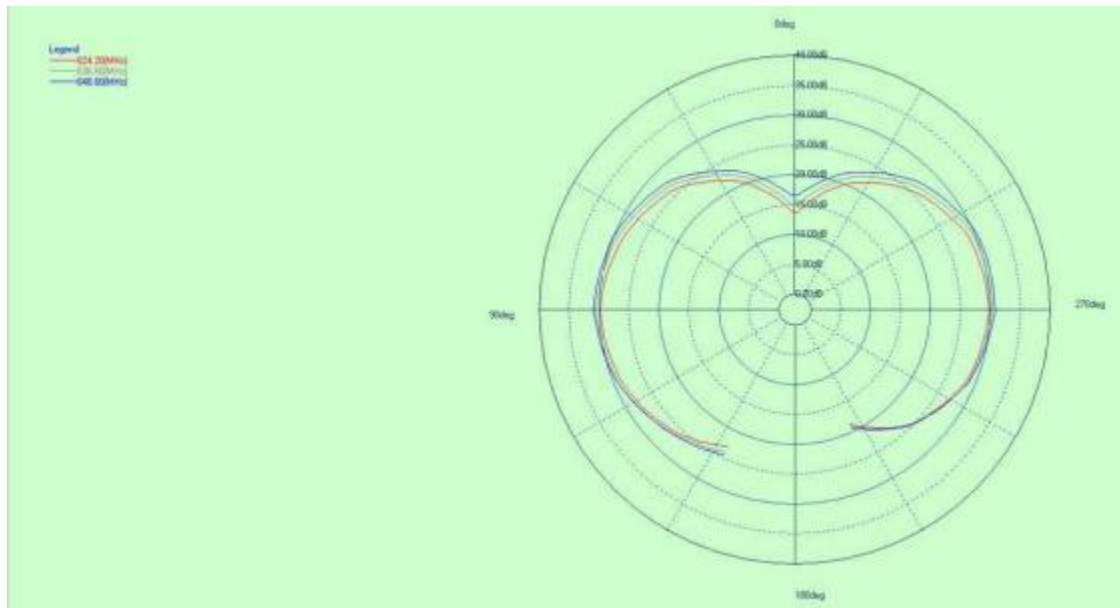
2-2 gain test

MAIN				DIV				WIFI/BT	
Freq (MHz)	Gain (dBi)	Freq (MHz)	Gain (dBi)	Freq (MHz)	Gain (dBi)	Freq (MHz)	Gain (dBi)	Freq	Gain
820	-0.25	2300	1.24	1710	1.25	2110	0.55	2400	0.67
830	-0.11	2310	1.27	1720	1.35	2120	0.52	2410	1.48
840	0.3	2320	1.18	1730	1.14	2130	0.48	2420	1.27
850	0.25	2330	1.24	1740	0.85	2140	0.42	2430	1.43
860	0.24	2340	1.97	1750	0.38	2150	0.18	2440	1.86
870	0.53	2350	1.93	1760	0.57	2160	0.45	2450	2.37
880	0.45	2360	1.42	1770	0.65	2170	0.52	2460	2.02
890	0.35	2370	1.85	1780	0.53			2470	1.31
900	0.18	2380	1.87	1790	0.4			2480	1.67
910	0.35	2390	1.39	1800	0.25			2490	1.13
920	0.34	2400	1.56	1810	0.89			2500	1.36
930	0.16	2410	1.42	1820	1.02				
940	0.27	2420	1.45	1830	1.25				
950	0.34	2430	1.34	1840	1.34				
960	0.52	2440	1.07	1850	1.41				
		2450	1.55	1860	1.58				
		2460	2.14	1870	1.65				
		2470	2.45	1880	1.73				
		2480	2.72	1890	1.85				
		2490	1.21	1900	1.62				
		2500	1.43	1910	1.74				
		2510	1.56	1920	1.31				
		2520	1.41	1930	1.22				
		2530	1.57	1940	1.13				
		2540	1.68	1950	1.27				
		2550	1.66	1960	1.32				
		2560	1.76	1970	1.25				
		2570	1.6	1980	1.52				
		2580	1.51	1990	0.38				
		2590	1.56	2000	0.54				
		2600	1.55	2010	0.78				
		2610	1.67	2020	0.94				
		2620	1.57	2030	0.89				
		2630	1.42	2040	0.95				
		2640	1.34	2050	0.82				
		2650	1.02	2060	0.5				
		2660	1.53	2070	0.23				
		2670	1.83	2080	0.76				
		2680	2.06	2090	0.57				
		2690	2.19	2100	0.63				

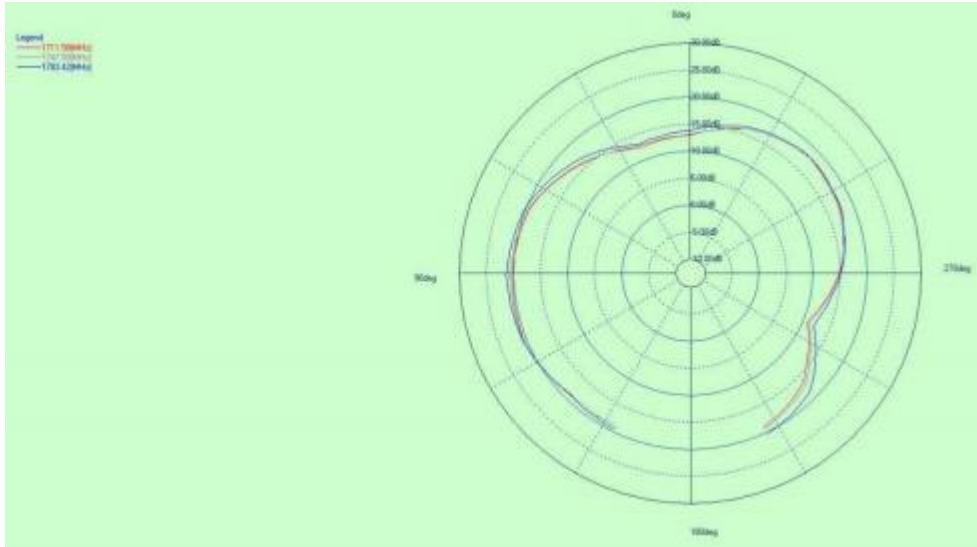
700MHz



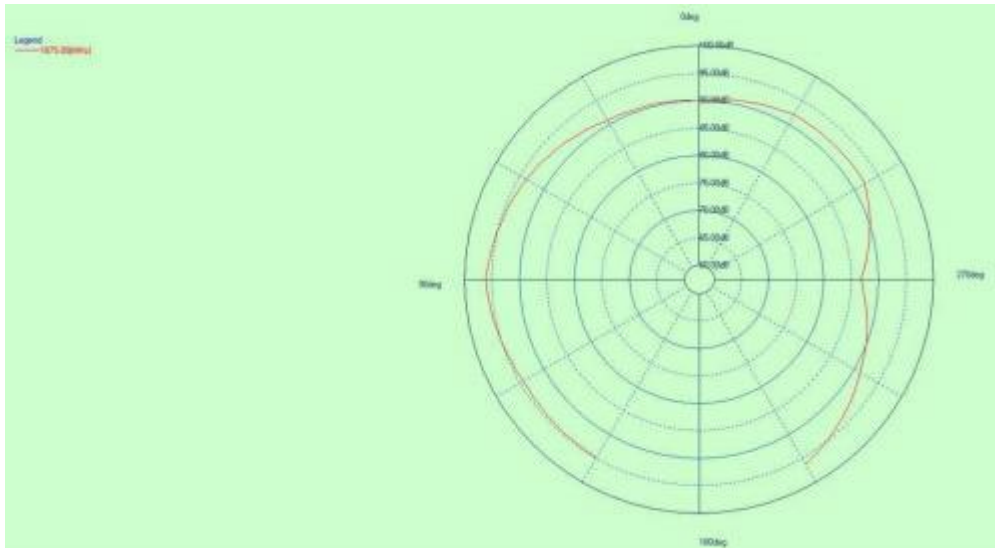
824-849MHz



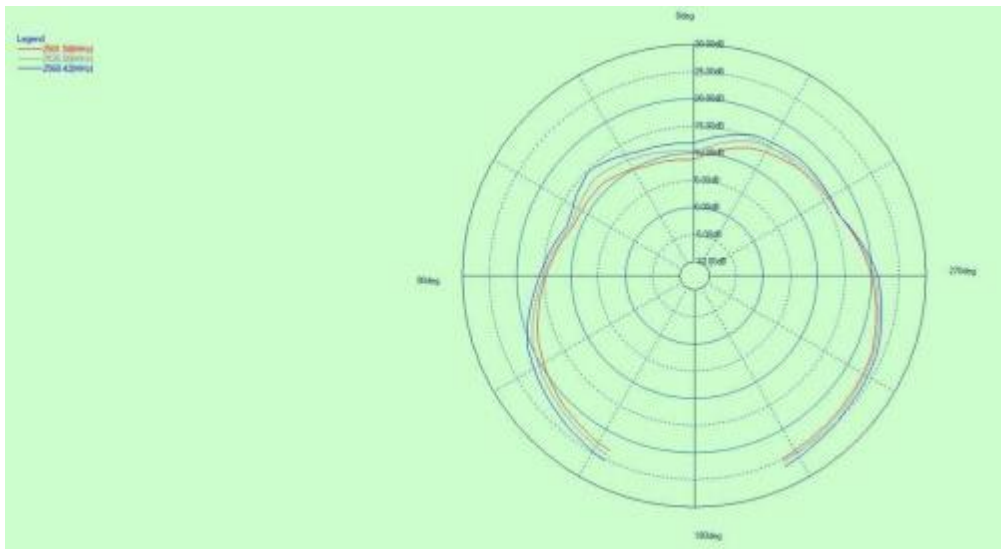
1710-1785MHz



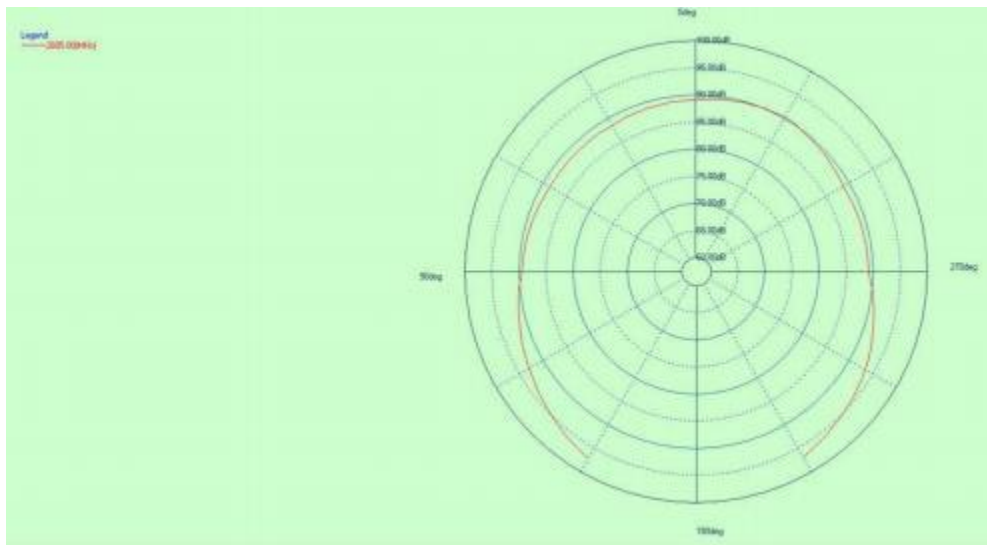
1875MHz



2500-2570



2670



2-3 Active antenna test data

Band	TRP/TIS	L	M	H	Band	TRP/TIS	L	M	H
GSM850	TRP	27.61	27.24	27.12	LTE-B5	TRP	18.43	18.24	18.08
	TIS			-102.13		TIS			-90.22
GSM900	TRP	27.54	27.45	27.18	LTE-B12	TRP	17.05	17.17	17.27
	TIS			-102.36		TIS			-90.26
DCS1800	TRP	25.35	25.47	25.58	LTE-B17	TRP	17.13	17.24	17.38
	TIS			-102.21		TIS			-90.12
PCS1900	TRP	25.13	25.27	25.39	LTE-B25	TRP	18.15	18.35	18.20
	TIS			-102.42		TIS			-90.24
WCDMA1900	TRP	18.88	18.64	18.59	LTE-B26	TRP	18.42	18.46	18.10
	TIS			-104.37		TIS			-90.03
WCDMA1700	TRP	18.89	18.29	18.13	LTE-B41	TRP	18.09	18.23	18.41
	TIS			-104.55		TIS			-89.23
WCDMA850	TRP	18.32	17.87	17.64	LTE-B66	TRP	18.36	18.41	18.68
	TIS			-103.11		TIS			-90.23
LTE-B2	TRP	18.95	18.78	18.65	LTE-B71	TRP	17.08	17.17	17.28
	TIS			-90.57		TIS			-90.29
LTE-B4	TRP	18.73	18.52	18.19					
	TIS			-90.34					