

FCC Statement
 Changes or modifications not expressly approved by the party responsible for compliance could void the user's authority to operate the equipment.
 This equipment has been tested and found to comply with the limits for a Class B digital device, pursuant to Part 15 of the FCC Rules. These limits are designed to provide reasonable protection against harmful interference in a residential installation. This equipment generates uses and can radiate radio frequency energy and, if not installed and used in accordance with the instructions, may cause harmful interference to radio communications. However, there is no guarantee that interference will not occur in a particular installation. If this equipment does cause harmful interference to radio or television reception, which can be determined by turning the equipment off and on, the user is encouraged to try to correct the interference by one or more of the following measures:
 -- Reorient or relocate the receiving antenna.
 -- Increase the separation between the equipment and receiver.
 -- Connect the equipment into an outlet on a circuit different from that to which the receiver is connected.
 -- Consult the dealer or an experienced radio/TV technician for help
 This device complies with part 15 of the FCC rules. Operation is subject to the following two conditions (1) this device may not cause harmful interference, and (2) this device must accept any interference received, including interference that may cause undesired operation.
 This equipment complies with FCC radiation exposure limits set forth for an uncontrolled environment. This equipment should be installed and operated with minimum distance 20cm between the radiator & your body.

Warranty Card

Applicable for

- Since buying date, the user enjoys one year free repair services under normal use. After one year, will be charged according to each component part cost.
- In case change component, will be charged according to our company's component part cost list.
- The following situations not free repair in warranty period.
 - 1)Damage caused by natural earthquake, rat disaster, and unnormal use.
 - 2)Damage caused in transportation, fall, and unproper storage.
 - 3)Consumable component, such as spare parts, batteries, light bulbs, etc.
 - 4)Warranty information records is not complete, no purchase date, no buying shop seal, etc.
 - 5)Featured using environment, such as humidity, sulfur area, high salty and the ship, etc, easy corrosion area.
 - 6)Used not according to the instructions.
 - 7)Special offer.
- When return to factory for repair, the user should make sure the LED lamp packed properly to avoid any damage during transportation.
- Factory not responsible for the damages caused by the user themselves unproper disassemble.

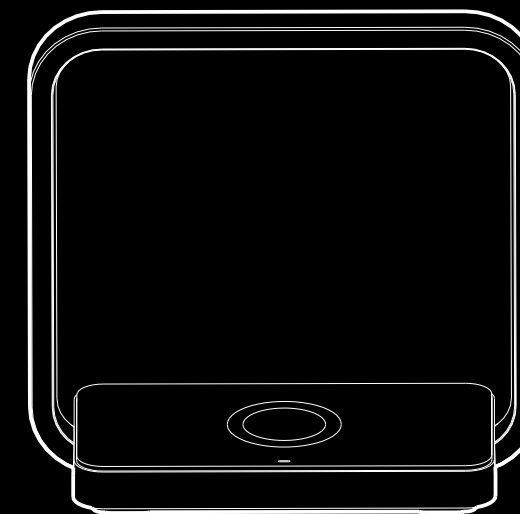
Important
 Thank you for purchasing our products.
 To guarantee your rights, please fill in this form properly, Thank you.

Name	
Address	
Telephone	
Invoice number	
Purchase date	
Item number	
Dealers	! Note: this field requires the dealers seal!

! Warning: please keep this warranty paper for repair presentation.

A13S

LED table lamp



Please read it carefully before using

PRODUCT FUNCTION

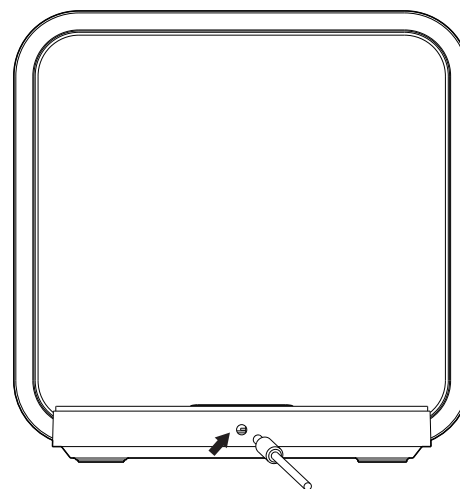
- Smart wireless charger, it can charge the smart watches and cell phones which is Qi wireless charging standard.
- Night light function, 3-grade brightness meets different lighting.

Thank you very much for choosing A13S Wireless Charger Bed lamp. In order to make it easy for you to experience product, we prepare detailed using manual, you can gain product introduction, using manual and so on. Please read it carefully before using the product and please understand if there are any print or transportation mistake.

In order to use it right for users and keep all functions well, please read it carefully and abide below:

- *Please do not disassemble product so as to avoid electrical shock.
- *Please do not put the product on the unstable table so as to avoid any falling damage.
- *Please do not put the product in a high humidity and high temperature place.

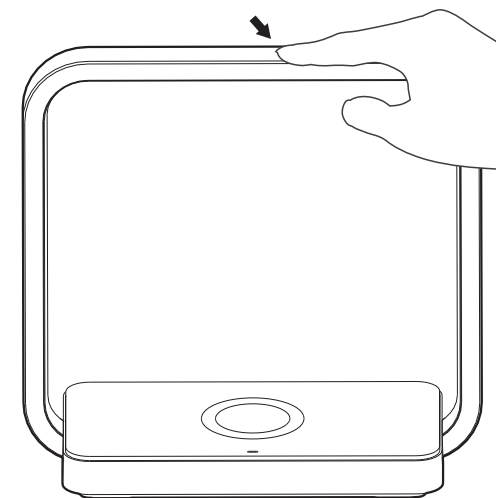
OPERATING INSTRUCTION



- Insert the adaptor head into the socket behind the lamp.

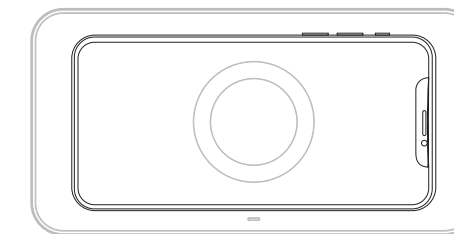
! 【Notice】 The power supply in the box is only for this lamp, do not allow to apply in other electrical appliances.

OPERATING INSTRUCTION



- Night light function: plug in the adapter, touch the lamp body to control the switch and brightness adjustment of the night light, sequence is low brightness-medium brightness-high brightness-turn off, Short touch is effective.

OPERATING INSTRUCTION



- Wireless charging operating instruction
 Put the devices which support for Qi standard on the middle of slide-proof pad, the instruct light will turn red when it is charging, and turn green when it is full charged. If the red light flashing, it is malfunction signal, please check if there is any metal object on the wireless charge pad.

PRODUCT TECHNICAL PARAMETER

Adaptor	12V/1A	Luminous flux	>150Lm
Lamp power	4W	Color temperature	4000K±250K
Wireless charging output	5V/1A	Color Rendering Index	>80