
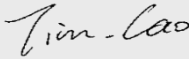
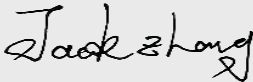




Test report No:
24A0319R-RF-US-P20V01

FCC TEST REPORT

Product Name	POS Terminal
Trademark	
Model and /or type reference	MF960
FCC ID	2AQRE-MF960
Applicant's name / address	Fujian Morefun Electronic Technology Co., Ltd. 4th Floor, #15 Building, Standard plant, Fuwan, Jinshan Industry Center Area, #869 Panyu Rd, Gaishan Town, Cangshan Area, Fuzhou, Fujian, China
Test method requested, standard	47 CFR FCC Part 2.1093
Verdict Summary	IN COMPLIANCE
Documented by (name / position & signature)	Tim Cao / Project Manager 
Approved by (name / position & signature)	Jack Zhang / Manager 
Date of issue	2024-12-08
Report Version	V1.0
Report template No	Template_FCC MPE-RF-V1.0

INDEX

	page
Competences and Guarantees.....	3
General conditions.....	3
Environmental conditions.....	3
Possible test case verdicts.....	4
Abbreviations	4
Document History.....	5
Remarks and Comments	5
1. RF Exposure Evaluation.....	6
1.1. Limits	6
1.2. Test Procedure	8
1.3. Test Result of RF Exposure Evaluation	8

COMPETENCES AND GUARANTEES

DEKRA is a testing laboratory competent to carry out the tests described in this report.

In order to assure the traceability to other national and international laboratories, DEKRA has a calibration and maintenance program for its measurement equipment.

DEKRA guarantees the reliability of the data presented in this report, which is the result of the measurements and the tests performed to the item under test on the date and under the conditions stated in the report and it is based on the knowledge and technical facilities available at DEKRA at the time of performance of the test.

DEKRA is liable to the client for the maintenance of the confidentiality of all information related to the item under test and the results of the test.

The results presented in this Test Report apply only to the particular item under test established in this document.

IMPORTANT: No parts of this report may be reproduced or quoted out of context, in any form or by any means, except in full, without the previous written permission of DEKRA.

GENERAL CONDITIONS

Test Location	No. 99, Hongye Road, Suzhou Industrial Park Suzhou, 215006, P.R. China
Date(receive sample)	Oct. 14, 2024
Date (start test)	Oct. 20, 2024
Date (finish test)	Oct. 30, 2024

1. This report is only referred to the item that has undergone the test.
2. This report does not constitute or imply on its own an approval of the product by the Certification Bodies or Competent Authorities.
3. This document is only valid if complete; no partial reproduction can be made without previous written permission of DEKRA.
4. This test report cannot be used partially or in full for publicity and/or promotional purposes without previous written permission of DEKRA.

ENVIRONMENTAL CONDITIONS

The climatic conditions during the tests are within the limits specified by the manufacturer for the operation of the EUT and the test equipment. The climatic conditions during the tests were within the following limits:

Ambient temperature	15°C - 35 °C
Relative Humidity air	30% - 60%

If explicitly required in the basic standard or applied product / product family standard the climatic values are recorded and documented separately in this test report.

POSSIBLE TEST CASE VERDICTS

Test case does not apply to test object	N/A
Test object does meet requirement	P (Pass) / PASS
Test object does not meet requirement	F (Fail) / FAIL
Not measured	N/M

ABBREVIATIONS

For the purposes of the present document, the following abbreviations apply:

EUT	: Equipment Under Test
QP	: Quasi-Peak
CAV	: CISPR Average
AV	: Average
CDN	: Coupling Decoupling Network
SAC	: Semi-Anechoic Chamber
OATS	: Open Area Test Site
BW	: Bandwidth
AM	: Amplitude Modulation
PM	: Pulse Modulation
HCP	: Horizontal Coupling Plane
VCP	: Vertical Coupling Plane
UN	: Nominal voltage
Tx	: Transmitter
Rx	: Receiver
N/A	: Not Applicable
N/M	: Not Measured

DOCUMENT HISTORY

Report No.	Version	Description	Issued Date
24A0319R-RF-US-P20V01	V1.0	Initial issue of report.	2024-12-08

REMARKS AND COMMENTS

1. The equipment under test (EUT) does meet the essential requirements of the stated standard(s)/test(s).
2. These test results on a sample of the device are for the purpose of demonstrating Compliance with 47 CFR FCC Part 2.1093 and KDB 447498 and FCC Part 1.1307.
3. The measurement result is considered in conformance with the requirement if it is within the prescribed limit, it is not necessary to account the uncertainty associated with the measurement result.
4. The test results presented in this report relate only to the object tested.
5. The test report shall not be reproduced without the written approval of DEKRA Testing and Certification (Suzhou) Co., Ltd.
6. This report will not be used for social proof function in China market.
7. DEKRA declines any responsibility with the following test data provided by the customer that may affect the validity of result:
 - Chapter 1.3 Antenna information.

1. RF Exposure Evaluation

1.1. Limits

According to § 1.1307(b)(3)(i)(A)

The available maximum time-averaged power is no more than 1 mW, regardless of separation distance. This exemption may not be used in conjunction with other exemption criteria other than those in paragraph (b)(3)(ii)(A) of this section. Medical implant devices may only use this exemption and that in paragraph (b)(3)(ii)(A);

§ 1.1307(b)(3)(ii)(A)

The available maximum time-averaged power of each source is no more than 1 mW and there is a separation distance of two centimeters between any portion of a radiating structure operating and the nearest portion of any other radiating structure in the same device, except if the sum of multiple sources is less than 1 mW during the time-averaging period, in which case they may be treated as a single source (separation is not required). This exemption may not be used in conjunction with other exemption criteria other than those is paragraph (b)(3)(i)(A) of this section. Medical implant devices may only use this exemption and that in paragraph (b)(3)(i)(A)

According to § 1.1307(b)(3)(i)(B)

The available maximum time-averaged power or effective radiated power (ERP), whichever is greater, is less than or equal to the threshold P_{th} (mW) described in the following formula. This method shall only be used at separation distances (cm) from 0.5 centimeters to 40 centimeters and at frequencies from 0.3 GHz to 6 GHz (inclusive). P_{th} is given by:

$$P_{th} \text{ (mW)} = \begin{cases} ERP_{20 \text{ cm}} (d/20 \text{ cm})^x & d \leq 20 \text{ cm} \\ ERP_{20 \text{ cm}} & 20 \text{ cm} < d \leq 40 \text{ cm} \end{cases}$$

Where

$$x = -\log_{10} \left(\frac{60}{ERP_{20 \text{ cm}} \sqrt{f}} \right) \text{ and } f \text{ is in GHz;}$$

and

$$ERP_{20 \text{ cm}} \text{ (mW)} = \begin{cases} 2040f & 0.3 \text{ GHz} \leq f < 1.5 \text{ GHz} \\ 3060 & 1.5 \text{ GHz} \leq f \leq 6 \text{ GHz} \end{cases}$$

d = the separation distance (cm);

Finally, when 10-g extremity SAR applies, SAR test exemption may be considered by applying a factor of 2.5 to the SAR-based exemption threshold.


1.2. Test Procedure

Software provided by client enabled EUT to transmit and receive data at lowest, middle and highest channel individually.

The temperature and related humidity: 18°C and 78% RH.

1.3. Test Result of RF Exposure Evaluation

General Description of the Item(s)

Product Name	POS Terminal
Model No.....	MF960
Trademark.....	
FCC ID.....	2AQRE-MF960
Hardware Version.....	B30
Software Version	V13.0.1
Manufacturer	Fujian Morefun Electronic Technology Co., Ltd.
Manufacturer Address	4th Floor, #15 Building, Standard plant, Fuwan, Jinshan Industry Center Area, #869 Panyu Rd, Gaishan Town, Cangshan Area, Fuzhou, Fujian, China
Factory	Fujian Morefun Electronic Technology Co., Ltd.
Factory address.....	4th Floor, #15 Building, Standard plant, Fuwan, Jinshan Industry Center Area, #869 Panyu Rd, Gaishan Town, Cangshan Area, Fuzhou, Fujian, China
Operating temperature.....	-20 ~ +60 °C

Wireless Specification.....	NFC
Operating frequency range(s)	13.56 MHz
Type of modulation	ASK
Number of channel	1

Rated power supply	Voltage and Frequency	
	<input type="checkbox"/>	AC: 220 - 240 V, 50/60 Hz
	<input type="checkbox"/>	AC: 100 - 240 V, 50/60 Hz
	<input checked="" type="checkbox"/>	DC: 5 Vdc
	<input checked="" type="checkbox"/>	Battery: 7.20 Vdc, 2600 mAh, 18.72 Wh
	<input checked="" type="checkbox"/>	Adapter:
Adapter Model	DGL0502000LUS	
	Input: 100-240V ~ 50/60Hz, 0.3A Max	
	Output: 5.0V / 2000 mA	
Mounting position	<input type="checkbox"/>	Tabletop equipment
	<input type="checkbox"/>	Wall/Ceiling mounted equipment

	<input type="checkbox"/>	Floor standing equipment
	<input checked="" type="checkbox"/>	Hand-held/Portable equipment
	<input type="checkbox"/>	Other:

Antenna information

Antenna Delivery	<input checked="" type="checkbox"/>	1TX + 1RX	
	<input type="checkbox"/>	2TX + 2RX	
	<input type="checkbox"/>	Others:.....	
Antenna technology	<input checked="" type="checkbox"/>	SISO	
	<input type="checkbox"/>	MIMO	<input type="checkbox"/> CDD
			<input type="checkbox"/> Beam-forming
			<input type="checkbox"/> Others:
Antenna Type	<input type="checkbox"/>	External	<input type="checkbox"/> Dipole
			<input type="checkbox"/> Sectorized
			<input type="checkbox"/> Others:
	<input checked="" type="checkbox"/>	Internal	<input type="checkbox"/> Ceramic Chip
			<input type="checkbox"/> PIFA
			<input checked="" type="checkbox"/> LOOP
Antenna Gain	N/A		

Note: The antenna information for the EUT in clause 1.3 are provided and confirmed by the client.

RF Exposure Evaluation

The tune-up power is 1 dB, so the maximum conducted power we used to calculate RF exposure is -17.56 dBm.

Frequency Range (MHz)	Pmax (dBm)	ERP (dBm)	ERP (mW)	Limit (mW)	Verdict
13.56	-17.56	-19.71	0.01	1	SAR test not required

Conclusion: NFC SAR was not required.

_____ The End _____