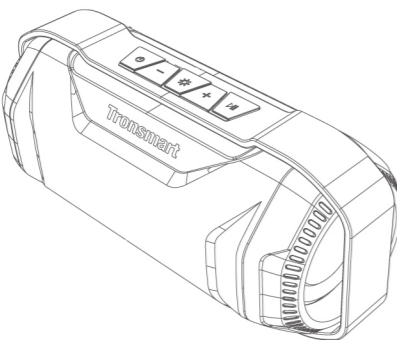


# 标准文件栏:

规格: 85x62.5mm 128g 铜版纸, 单黑双面 风琴五折页

### Tronsmart Element Blaze

USER MANUAL



**Bluetooth Speaker**

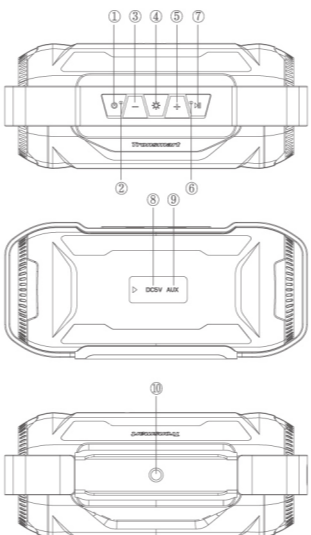
Thank you for purchasing Tronsmart Element Blaze Wireless Speaker. Tronsmart Element Blaze is equipped with Bluetooth 4.2 for optimal connection & pairing with your Bluetooth enabled device supporting Bluetooth 4.2 or lower. Please kindly read the user manual before using and keep it handy for further reference.

**FEATURES**

- Dual passive radiator to boost bass.
- Bluetooth version 4.2 for wider compatibility & stability.
- Up to 14W high output provides superior and stereo music effect.
- IPX56 water-resistance to protect the speaker from water, sweat and other damage caused due to rain.
- Multiple lighting modes that can be set to flash slowly, rapidly or can kept ON while the music is playing.
- Mountable via 1/4 thread adaptor at the base for your bikes and with other compatible automobiles.

**BUTTON CONFIGURATION**

- 1) Turn ON/OFF: Hold to turn ON/OFF.
- 2) Bluetooth connectivity and AUX LED indicator.
- 3) Previous track/volume -: Hold to choose previous track/press to make volume down.
- 4) Light control/TWS/Bluetooth disconnect: Press to change the lighting mode. (This button also features TWS pairing, please refers to the following part.)
- 5) Next track/volume +: Hold to choose next track/press to make volume up.
- 6) Charge LED indicator.
- 7) Play/Pause/Hands-free: During Bluetooth mode, press to play or pause track. During an incoming call, press to answer the phone call, hold to reject it. Hold to redial the last dialed phone number.
- 8) Micro USB charging port.
- 9) Aux-in port.
- 10) Mountable 1/4 thread.



**FUNCTIONS**

Turn ON the speaker, the blue LED light flashes quickly. The speaker now has entered the Bluetooth pairing mode.

1. Turn ON Bluetooth on your device and select 'Tronsmart Element Blaze' to pair.
2. If your device asks for the pairing code, please enter "0000" and confirm.
3. After pairing successfully, you will hear a voice prompt and the LED lights blue.

Note: The pairing time is varied with different devices. It only needs to pair the first time and it will connect the devices automatically which have already paired before. (The speaker only can remember the last 8 pairing devices.)

Disconnect: If you want to disconnect the Bluetooth, hold the Bluetooth disconnect button when playing music.

**TWS**

1. Turn ON both of the Element Blaze speakers, hold the TWS button on one of the speakers until the LED flashes blue & green.
2. The speaker is now in a stereo pairing mode. In 3-5 seconds, the speakers will be successfully paired to one another output in True Wireless Stereo mode.

For disconnecting the speakers from the TWS mode, simply hold the TWS button to disconnect from the paired device, hold again to disconnect the pairing between the two speakers.

Note: In TWS mode, the calls can be answered only through the primary speaker.

**AUX-IN**

The speaker also features one AUX audio in port, simply connect the speaker with your non-Bluetooth mobile phone/MP3 player/PC/laptop with the 3.5mm audio jack cable. Once the green LED is ON, then you can play music via wired connection.

**CHARGING THE SPEAKER**

Connect the Micro USB charging cable to a computer or USB charger, red LED indicates for charging status.

Red LED goes OFF completion of charging. (1-2 hours of charging time.)

Low power indication: The speaker will indicate every 60 seconds to remind you to charge it timely if the battery is low.

**LED**

- Bluetooth: Blue light flashing for pairing, Blue light kept ON for connection.
- Line-in: Green light ON.
- Charging: Red light ON.
- Charging completion: Red light OFF.
- Waiting for TWS pairing: Blue and green lights flash.

**NOTE**


- Under Bluetooth mode, the speaker will switch to line-in status automatically when plugging in the 3.5mm audio cable.
- Please turn OFF the speaker if you don't play it to prevent the loss of power.

**RESET**

Hold the Power ON/OFF button for about 15 seconds to reset if the speaker malfunctions. The speaker must be semi-charged in order to reset, so make sure it has battery left.

**PACKAGE CONTENTS**

- 1 x Element Blaze Speaker
- 1 x Micro USB Cable
- 1 x 3.5mm AUX Cable
- 1 x User Manual
- 1 x Warranty Card



**SHENZHEN VALUE IN ACTION TECHNOLOGY CO., LTD.**  
A3 Hekan Industrial Building, 41# Wuhe Str,  
Bantian, Longgang District, 518129 Shenzhen, China  
Email: support@tronsmart.com  
800-270-1082 (USA & Canada)  
+86-755-23603740 (Global)

FCC ID: 2AQRD-BLAZE 204-720364  
www.tronsmart.com

Made in China

**SPECIFICATIONS**

Model	Element Blaze
Bluetooth	4.2
Bluetooth compatibility	A2DP, AVRCP, GAVDP, AVDTP, SPP, AVCTP
Output	7W x 2
Input	DC 5V/500mA
Range	10m/33ft
Driver unit	45mm diameter, 4Ω inner magnet. 7W x 2
Charging time	1-2H
Playtime	10-12H
Material	ABS + Metal
Battery	Inbuilt lithium battery, 3.7V/1800mAh
Dimension	180 x 69 x 69mm/7.08 x 2.71 x 2.71in

**SPECIFICATIONS**

PROBLEM	SOLUTION
Failure to connect or pair the speaker to a device.	1. Confirm the Bluetooth speaker has entered pairing mode and is within the effective working range. 2. Check your device allows the new connection and did not reach the maximum allowed connection number. 3. Ensure the pairing password is "0000". If using a Bluetooth transmitter device, please ensure the responding password of the Bluetooth transmitter supports "0000" code.

Failure to play music/ answer call when connected to a Bluetooth phone.	1. Confirm the Bluetooth mobile phone supports A2DP and HSF profile. 2. Ensure the Bluetooth mobile phone is within effective working range.
When paired with the computer, the windows asking for new driver.	We can't supply any drivers. The Bluetooth A2DP/HSF drivers may be required to play stereo sound via Bluetooth connection. But the driver is actually needed for the Bluetooth module on your PC, instead of the speaker. The different Bluetooth module may require different drivers. Please contact your PC or Bluetooth module's manufacturer for the driver update.
Can't control to pause/ play/previous & next tracks via the speaker while in playing music.	1. If you connect the speaker via 3.5mm AUX cable, you can't control these functions via the speaker. 2. This remote control function requires the Bluetooth device paired with the speaker support AVRCP. Please confirm your Bluetooth device supports AVRCP.

**CARE & MAINTENANCE**

Please keep this manual handy for future reference. To clean the Tronsmart Element Blaze Bluetooth Speaker use a lightly dampened cloth in water to clean the exterior in-case it get dirty. Do not use any form of detergents or cleaning material to clean this speaker, any type of chemical may make this device unusable. Do not disassemble this product. It contains no user serviceable parts. Do not drop or jump on it, treat it with care for the best performance. Keep the speaker in a dry location. Dust, dirt & moisture from humidity can accumulate on the body of the speaker if kept at an unfriendly place. Do not dispose this product in fire, batteries may explode or leak.

**WARRANTY INFORMATION**

Your 'Tronsmart Element Blaze Bluetooth Speaker', is warranted to the original owner for 1 year from the date of purchase against defects in material and workmanship under normal use and service. Should your speaker prove defective within 1 year from the date of purchase, return the defective part or unit, freight prepaid along with an explanation of the claim. Please pack your speaker carefully to avoid damages in transit. Under this warranty, Tronsmart will repair or replace any parts found to be defective due to manufacturer's defect. This warranty extends only to personal use and does not extend to any product that has been used for commercial use, rental use, or use which is not intended. There are no warranties other than that expressly set forth herein. This warranty is not transferable. Tronsmart is not responsible in any way for damages, losses or inconveniences caused by equipment failure or user negligence, abuse, or use not in accordance with the 'User Manual' or any additional safety, use, or warnings included in the product materials. Further, Tronsmart is not liable for incidental or consequential damages of any nature resulting from the use of this product and any liability shall not exceed the purchase price of the product.

This warranty gives you specific legal rights. You may also have other rights which vary from state to state.

**THIS WARRANTY DOES NOT APPLY TO THE FOLLOWING**

- Damage due to accident, misuse, abuse, alterations or vandalism.
- Improper or inadequate maintenance.
- Unauthorized modifications or commercial use.
- Damage in return transit.
- Unsupervised use by children under 18 years of age.

(Tronsmart™ and its subsidiaries assume no liability for damage caused by the use of the Element Blaze Bluetooth Speaker other than for its intended use or as instructed above in the User Manual.)

**FCC STATEMENT**

This device complies with Part 15 of the FCC rules. Operation is subject to the following two conditions: 1) this device may not cause harmful interference, and 2) this device must accept any interference received, including interference that may cause undesired operation.

Note: This equipment has been tested and found to comply with the limits for a Class B digital device, pursuant to part 15 of the FCC Rules. These limits are designed to provide reasonable protection against harmful interference in a residential installation.

This equipment generates uses and can radiate radio frequency energy and, if not installed and used in accordance with the instructions, may cause harmful interference to radio communications. However, there is no guarantee that interference will not occur in particular installation. If this equipment does cause harmful interference to radio or television reception, which can be determined by turning the equipment off and on, the user is encouraged to try to correct the interference by one or more of the following measures:

- Reorient or relocate the receiving antenna.
- Increase the separation between the equipment and receiver.
- Connect the equipment into an outlet on a circuit different from that to which the receiver is connected.
- Consult the dealer or an experienced radio/TV technician for help.

Changes or modifications not expressly approved by the party responsible for compliance could void the user's authority to operate the equipment.

**FCC Radiation Exposure Statement**

This device complies with FCC RF radiation exposure limits set forth for an uncontrolled environment. This transmitter must not be co-located or operating in conjunction with any other antenna or transmitter.



制作日期

2018-05-02

制作员

时磊

名称 Tronsmart Element Blaze Wireless Speaker 说明书

尺寸 62.5x85mm 风琴五折页

材质说明 1. 128g铜版纸--单黑+正反印刷

工艺说明 单黑+正反印刷

审核

备注