

PHOTOGRAPHS OF TEST SET UP




Figure 1 – Conducted Disturbance at Mains Terminals




Figure 2 – Radiated Disturbance - 30 MHz to 1 GHz




Figure 3 – Radiated Disturbance - 1 GHz to 10 GHz