

Figure 1 - Radiated emissions test setup, 30MHz - 1GHz, X-axis NOTE: box contains batteries for power source




Figure 2 - Radiated emissions test setup, 30MHz - 1GHz, Y-axis




Figure 3 - Radiated emissions test setup, 30MHz - 1GHz, Z-axis




Figure 4 - Radiated emissions test setup, 1 – 25 GHz