

# WIMU PRO USER MANUAL

<b>INTRODUCTION</b>	<b>1</b>
WIMU PRO Device	1
WIMU PRO Device Architecture	2
<b>GETTING STARTED GUIDE</b>	<b>3</b>
1. WIMU PRO device	3
2. Battery	5
3. Switch ON/OFF the device	6
4. Starting protocol	7
5. Logging	7
6. Place the device	8
<b>TECHNICAL SPECIFICATIONS (WIMU PRO)</b>	<b>8</b>
<b>MAINTENANCE</b>	<b>9</b>
Maintenance Warning	9
Cleaning	9
<b>IMPORTANT SAFETY INFORMATION</b>	<b>9</b>
Important Safety Information	10
Health Warnings	10
Charging	11
Battery Warnings	11

## INTRODUCTION

### WIMU PRO Device

WIMU PRO is a high-end sports tracking device, conceived as a multisport/multiplayer sports tracking device.

The WIMU PRO device is part of the WIMU PRO system. The WIMU PRO system is a suite of tools where the hardware and software team up to bring comprehensive sports technology solutions designed to provide physical and tactical performance insights.

WIMU PRO integrates cutting-edge tracking technology into a compact, wearable device.

Its architecture brings together a hub of inertial sensors that provides inertial data with four 3D accelerometers, three 3D gyroscopes, one magnetometer and one barometer



## WIMU PRO Device Architecture

### Tracking

- Global Navigation Satellite System; GPS, GLONASS, Galileo and BeiDou at 18Hz.
- Ultra-Wide Band (UWB): High precision for Indoor 20Hz.

### Inertial sensors

- 1 x 3D Accelerometers:  $\pm 100$  g,  $\pm 200$  g,  $\pm 400$  g recording from 50 Hz to 1000 Hz
- 3 x 3D Accelerometers:  $\pm 2$  g,  $\pm 4$  g,  $\pm 8$  g,  $\pm 16$  g recording from 12.5 Hz to 6667 Hz.
- 3 x 3D Gyroscopes:  $\pm 125$ ,  $\pm 250$ ,  $\pm 500$ ,  $\pm 1000$ ,  $\pm 2000$ ,  $\pm 4000$  dps\*

*\* Degrees per second recording from 12.5 Hz to 6667 Hz.*

- 3D Magnetometer:  $\pm 8$  Gauss recording from 50 Hz to 1000 Hz.
- Barometer: From 10 mbar to 1200 mbar recording from 120 Hz to 2000 Hz.

## Connectivity

- WiFi: IEEE 802.11 b/g/n
- Bluetooth: Wireless BLUETOOTH 5.1
- ANT+: Wireless ANT+
- USB: High Speed 2.0 USB

## GETTING STARTED GUIDE




### 1. WIMU PRO device

STATE	BLINKING -Slow-	FLASHING -Fast-
Blue	Booting	WIMU Ready

Red	Logger	
Green	GPS fix / ANT+ Connect / UWB fix	


The display will display the following symbol when the LED light turns blue. This means the device is ready to be used.




The following symbol will show on the display when the LED light turns red. This means the device is collecting data from the available sensors.



The following symbol will show on the display when the LED light turns green. This means the GPS function of the device is active.



The following symbol will show on the display when the LED light turns green. This means the device is connected to the Heart Rate/GPS/UWB fix monitor device.



## 2. Battery

It is recommended that the WIMU PRO device is fully charged before starting monitoring. This process takes from approximately 4 to 5 hours depending on the status of the battery. Be sure the red LED from the lateral is turned off (it will indicate the battery is fully charged).



### 3. Switch ON/OFF the device

1. **ON** Press the button until a blue light flashes. Turn on the WIMU PRO device outdoors and try to avoid obstacles such as buildings that may interfere with the signal. It's recommended to place the device horizontally (in the floor, i.e.) and away from vibrations during the first 30 sec. Once the device is running, wait until the GNSS signal is active for time and location synchronization.




2. **OFF** Press quickly (less than 1 second approx.) the ON/OFF button 4 times in a row. Try it again if the device does not turn off.



Press x 4 times

### 4. Starting protocol

A blue LED light will flash after 30 seconds approximately and the display screen will show a new icon. That means that WIMU PRO is ready to be used.



## 5. Logging

Press the ON/OFF button for at least 3 seconds until the LED light turns red. The red light indicates that the session is being recorded.

## 6. Place the device

Place the device into the pocket located in the back of the sport vest as displayed in the picture. The front of the WIMU device (blue) shall be seen through the hole in the lower part of the pocket.



## TECHNICAL SPECIFICATIONS (WIMU PRO)

**Computer interfaces** wireless, micro-USB

**Wireless interfaces**

- WiFi 802.11 b/g/n
  - Frequency Band: 2,4 GHz to 2,4835 GHz
  - Maximal Output Power: 19 dBm
- Bluetooth 5.1
  - Frequency Band: 2,402 GHz to 2,480 GHz
  - Maximal Output Power: 14 dBm
- ANT+
  - Frequency Band: 2,4 GHz to 2,527 GHz
  - Maximal Output Power: 4dBm
- UWB
  - Frequency Band: 3,244 GHz to 6,999 GHz
  - Maximal Output Power: 17,45 dBm

**Data Storage** 16 GB

**Battery type** Lithium-ion, 1300 mAh

**Charge** Micro-USB AC adapter

**Autonomy transmitting** up to 3 hours

**Autonomy in standby** up to 7 days

**Operating temperature** from -20 to +55°C (-4°F to 131°F)

## MAINTENANCE

### Maintenance Warning

- Use WIMU PRO only as directed in this user manual.
- Do not disassemble the device.
- Protect the device from possible damage. Do not drop or expose to excessive heat or excessive sun exposure.
- Store the device in a clean and dry place, at room temperature.
- Avoid scratching the device.
- Do not expose the device to water or other liquids or humidity.



## **Cleaning**

- Clean the device with a damp cloth; if necessary, use a mild soap.
- Do not use gasoline, solvents, acetone, alcohol, repellents, paints or any other chemical products on the device.

## **IMPORTANT SAFETY INFORMATION**

**WARNING: Failure to heed the following warnings could result in an accident or medical event resulting in death or serious injury.**

### **Important Safety Information**

Handle the WIMU PRO device with care. The WIMU PRO and its electrical components, including a battery, can be damaged, have impaired functionality, or cause injury if the WIMU PRO is dropped, punctured, crushed, disassembled, or exposed to excessive heat or to humidity or liquids. Don't use a damaged WIMU PRO.

### **Health Warnings**

- The WIMU PRO can interfere with a pacemaker, defibrillator, or other implanted electronic medical device. Before using WIMU PRO, any individual with a pacemaker, defibrillator, or other implanted electronic medical device should consult with a physician and the medical device manufacturer. Such individuals should stop using a WIMU PRO device if the WIMU PRO device is suspected of interfering with their medical device.
- The WIMU PRO should not be used for any medical purpose and does not offer medical advice. The WIMU PRO is not a medical device and outputs generated from its use, including any data, and any training plans, if any, are not intended to be

statements of fact, nor are they to be used as a substitute for medical judgment, advice, diagnosis, or treatment of any disease or condition. The WIMU PRO and any related data or information is not intended to diagnose, monitor, treat, cure, or prevent any disease or condition.

- Exercise may include some risk, especially for those who have been sedentary for a long period of time. Individuals should always consult with their physician prior to beginning an exercise program.
- The WIMU PRO relies on sensors that track motion, heart rate, and other metrics. The data and information provided by the WIMU PRO is intended to be a close estimation of the user's activity and metrics tracked, but may not be completely accurate. The WIMU PRO should not be used as a substitute for obtaining measurements that require professional precision or laboratory-quality measurements.

## **Charging**

Charge the WIMU PRO with the provided charging cable or the SMART STATION. Only charge with an adapter that is compliant with applicable country regulations and international and regional safety standards. Other adapters may not meet applicable safety standards, and charging with such adapters could pose a risk of death or injury. Using damaged cables or chargers, or charging when moisture is present, can cause fire, electric shock, injury or damage to the WIMU PRO or other property.

The device shall be powered by a limited power supply in compliance with clause 2.5 of Standard UNE-EN 60950-1 which meets SELV requirement or equivalent requirement.

## **Battery Warnings**

Lithium ion batteries are used in the WIMU PRO. Please ensure that you follow the guidelines listed below and in this user manual. Failure to follow these guidelines may result in a shortened battery life span and/or result in damage to the WIMU PRO and possibly fire, chemical burn, electrolyte leak, or injury.

- If the WIMU PRO is to be stored for an extended period of time, please ensure that the device is kept within the following temperature range: from 5°C to 25°C (41°F to 77°F)
- Do not operate the WIMU PRO outside the following temperature range: from -20°C to 55°C (-4°F to 131°F)
- Do not expose the WIMU PRO device to high temperatures, such as leaving it in the sun in an unattended vehicle for an extended period of time, or a heat source
- Do not puncture or incinerate the WIMU PRO
- Do not disassemble or modify the WIMU PRO
- Do not dispose of the WIMU PRO or its batteries in a fire or otherwise expose the WIMU PRO or its batteries to fire or an explosion
- Do not immerse or expose the WIMU PRO or its batteries to water or other liquids
- Batteries must be disposed of properly according to local laws and regulations

It is not possible to extract the battery used in WIMU PRO devices. Do not attempt to change or remove the battery in the WIMU PRO yourself - you can damage the battery, which could cause overheating and injury.

## REGULATORY NOTICES

Product Name: WIMU  
Equipment Model: WT200  
HW version: V2  
SW version: V1.0.0

### **FCC Statement**

**FCC ID: 2AQOD-WT200**

This device complies with part 15 of the FCC Rules. Operation is subject to the following two conditions: (1) This device may not cause harmful interference, and (2) this device must accept any interference received, including interference that may cause undesired operation.

NOTE: This equipment has been tested and found to comply with the limits for a Class B digital device, pursuant to part 15 of the FCC Rules. These limits are designed to provide reasonable protection against harmful interference in a residential installation. This equipment generates, uses and can radiate radio frequency energy and, if not installed and used in accordance with the instructions, may cause harmful interference to radio communications. However, there is no guarantee that interference will not occur in a particular installation. If this equipment does cause harmful interference to radio or television reception, which can be determined by turning the equipment off and on, the user is encouraged to try to correct the interference by one or more of the following measures:

- Reorient or relocate the receiving antenna.
- Increase the separation between the equipment and receiver.
- Connect the equipment into an outlet on a circuit different from that to which the receiver is connected.
- Consult the dealer or an experienced radio/TV technician for help.

Hudl is not responsible for any radio interference caused by unauthorized modifications to the device. Changes or modifications not expressly approved by Hudl could void the user's authority to operate the equipment.

FCC Radiation Exposure Statement: This device complies with FCC radiation exposure limits and has been evaluated in compliance with portable exposure conditions. The exposure standard for wireless mobile phones employs a unit of measurement known as the Specific Absorption Rate, or SAR.

This device has been shown to be capable of compliance for localized SAR for uncontrolled environment/general population exposure limits specified in ANSI/IEEE Std. C95.1-1992 and has been tested in accordance with the measurement procedures specified in FCC RF Exposure guidelines and IEEE Std. 1528-2013.

The standards include a substantial safety margin designed to assure the safety of all persons, regardless of age and health. The standard incorporates a substantial margin of safety to give additional protection for the public and to account for any variations.

There is no limitation as to which distance can be used from the human body.

Contact for FCC Matters:

Agile Sports Technologies, Inc. dba Hudl  
600 P Street, Suite 400  
Lincoln, NE 68508  
USA  
1-402-817-0063

## European Union



Hereby, Realtrack Systems, S.L., declares that the WIMU PRO product is in compliance with Directive 2014/53/EU. Realtrack Systems, S.L. further declares that this product is in compliance with all other applicable EU directive requirements. The full text of the EU declaration of conformity is available at the following internet address:

<https://www.hudl.com/legal/compliance>

## Disposal and Recycling Information



■ This crossed-out wheeled bin symbol indicates that the WIMU PRO product should be recycled or disposed of separately from household waste and normal waste, according to local laws and regulations. Please recycle or dispose of this product at end-of-life in accordance with local requirements. For proper treatment, recovery and recycling, please take this product to local collection points where available. Please contact your local authorities for further details of your nearest designated collection point. The separate collection and recycling of this product at the time of disposal will help to conserve natural resources and ensure that this product is recycled in a manner that protects human health and the environment. Penalties may be applicable for incorrect disposal of this product, in accordance with national legislation.

**For professional users in the European Union:** If you wish to discard electrical and electronic equipment (EEE), please contact your dealer or supplier for further information.

**For disposal in countries outside of the European Union:** This crossed-out wheeled bin symbol is only valid in the European Union (EU). If you wish to discard this product, please contact your local authorities or dealer and ask for the correct method of disposal.

## Manufacturer

Company name: REALTRACK SYSTEMS, S.L.  
Address: CALLE GUINEA, 2 04009 ALMERIA SPAIN  
Contact: <https://www.hudl.com/contact>

## **OTHER NOTICES**

Hudl and the WIMU logo are trademarks of Agile Sports Technologies, Inc. or its subsidiaries, registered in the USA and other countries. The Hudl logo and WIMU are trademarks of Agile Sports Technologies, Inc. or its subsidiaries. These trademarks may not be used without the express permission of Agile Sports Technologies, Inc.

Realtrack Systems S.L. is a subsidiary of Agile Sports Technologies, Inc.

©2023 Agile Sports Technologies, Inc. dba Hudl or its subsidiaries. All rights reserved.