

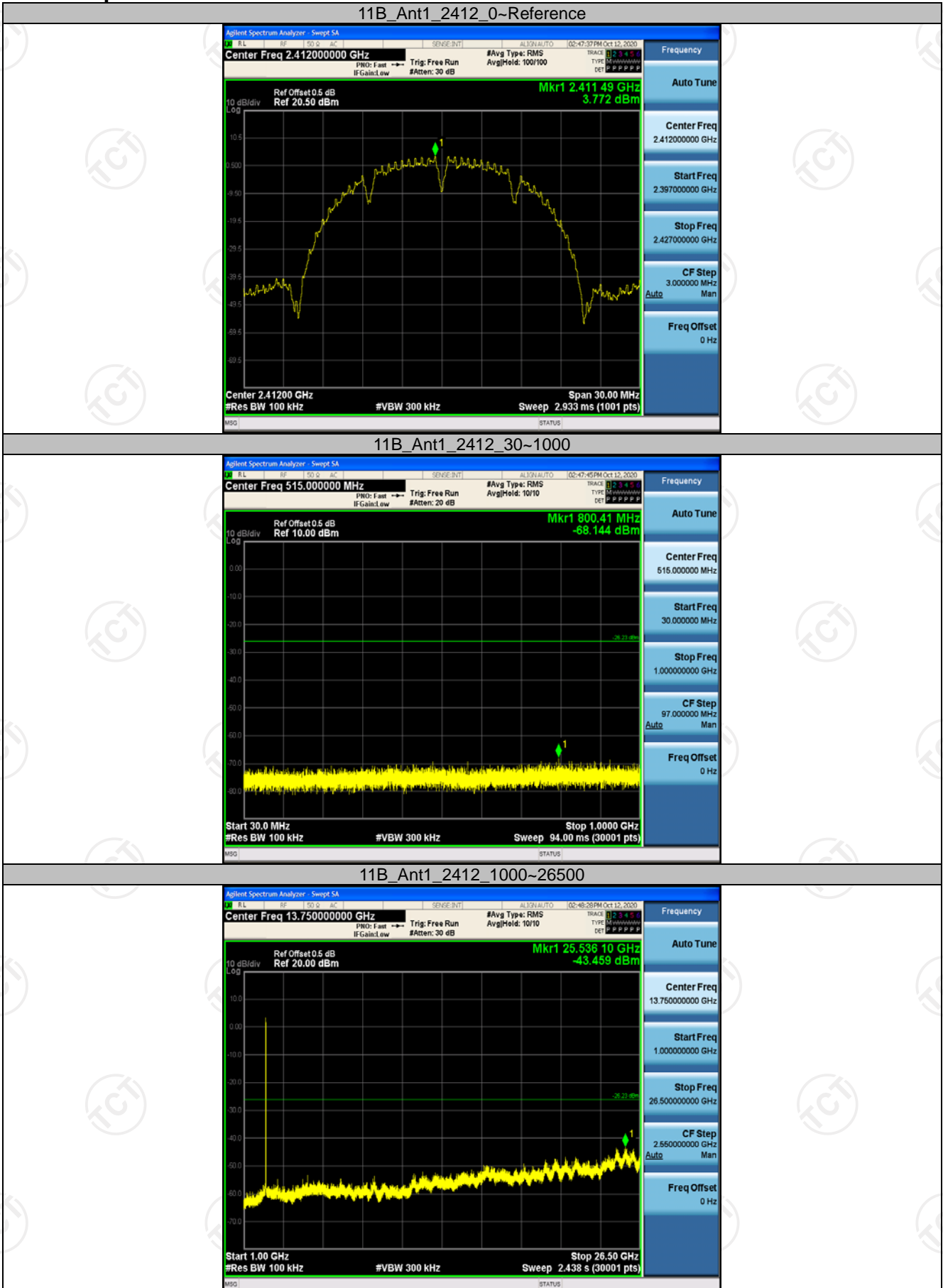
### Conducted Spurious Emission

#### Test Result

TestMode	Antenna	Channel	FreqRange [Mhz]	RefLevel [dBm]	Result [dBm]	Limit [dBm]	Verdict	
11B	Ant1	2412	Reference	3.77	3.77	---	PASS	
			30~1000	30~1000	-68.144	<=-26.228	PASS	
			1000~26500	1000~26500	-43.459	<=-26.228	PASS	
	Ant2	2412	Reference	3.24	3.24	---	PASS	
			30~1000	30~1000	-69.213	<=-26.764	PASS	
			1000~26500	1000~26500	-42.949	<=-26.764	PASS	
	Ant1	2437	Reference	3.84	3.84	---	PASS	
			30~1000	30~1000	-68.599	<=-26.157	PASS	
			1000~26500	1000~26500	-42.762	<=-26.157	PASS	
	Ant2	2437	Reference	3.42	3.42	---	PASS	
			30~1000	30~1000	-68.326	<=-26.578	PASS	
			1000~26500	1000~26500	-43.1	<=-26.578	PASS	
	Ant1	2462	Reference	3.56	3.56	---	PASS	
			30~1000	30~1000	-67.911	<=-26.444	PASS	
			1000~26500	1000~26500	-43.582	<=-26.444	PASS	
	Ant2	2462	Reference	3.76	3.76	---	PASS	
			30~1000	30~1000	-68.516	<=-26.238	PASS	
			1000~26500	1000~26500	-42.815	<=-26.238	PASS	
	11G	Ant1	2412	Reference	-1.48	-1.48	---	PASS
				30~1000	30~1000	-68.641	<=-31.479	PASS
				1000~26500	1000~26500	-42.902	<=-31.479	PASS
		Ant2	2412	Reference	-2.10	-2.10	---	PASS
				30~1000	30~1000	-69.292	<=-32.097	PASS
				1000~26500	1000~26500	-43.022	<=-32.097	PASS
Ant1		2437	Reference	-1.47	-1.47	---	PASS	
			30~1000	30~1000	-69.119	<=-31.474	PASS	
			1000~26500	1000~26500	-43.333	<=-31.474	PASS	
Ant2		2437	Reference	-1.44	-1.44	---	PASS	
			30~1000	30~1000	-68.846	<=-31.44	PASS	
			1000~26500	1000~26500	-43.164	<=-31.44	PASS	
Ant1		2462	Reference	-1.80	-1.80	---	PASS	
			30~1000	30~1000	-68.723	<=-31.8	PASS	
			1000~26500	1000~26500	-41.991	<=-31.8	PASS	
Ant2		2462	Reference	-1.96	-1.96	---	PASS	
			30~1000	30~1000	-69.117	<=-31.956	PASS	
			1000~26500	1000~26500	-43.13	<=-31.956	PASS	
11N20SISO		Ant1	2412	Reference	-2.24	-2.24	---	PASS
				30~1000	30~1000	-69.213	<=-32.237	PASS
				1000~26500	1000~26500	-43.835	<=-32.237	PASS
		Ant2	2412	Reference	-2.80	-2.80	---	PASS
				30~1000	30~1000	-68.176	<=-32.795	PASS
				1000~26500	1000~26500	-43.45	<=-32.795	PASS
	Ant1	2437	Reference	-1.66	-1.66	---	PASS	
			30~1000	30~1000	-68.561	<=-31.661	PASS	
			1000~26500	1000~26500	-42.274	<=-31.661	PASS	
	Ant2	2437	Reference	-1.76	-1.76	---	PASS	
			30~1000	30~1000	-68.989	<=-31.764	PASS	
			1000~26500	1000~26500	-43.209	<=-31.764	PASS	
	Ant1	2462	Reference	-1.52	-1.52	---	PASS	
			30~1000	30~1000	-68.764	<=-31.52	PASS	
			1000~26500	1000~26500	-42.347	<=-31.52	PASS	
	Ant2	2462	Reference	-1.87	-1.87	---	PASS	
			30~1000	30~1000	-69.132	<=-31.868	PASS	
			1000~26500	1000~26500	-42.761	<=-31.868	PASS	
	11N40SISO	Ant1	2422	Reference	-4.98	-4.98	---	PASS
				30~1000	30~1000	-69.014	<=-34.984	PASS
				1000~26500	1000~26500	-43.554	<=-34.984	PASS
		Ant2	2422	Reference	-5.57	-5.57	---	PASS
				30~1000	30~1000	-69.087	<=-35.567	PASS

			1000~26500	1000~26500	-43.353	<=-35.567	PASS
			Reference	-5.13	-5.13	---	PASS
Ant1	2437		30~1000	30~1000	-69.022	<=-35.128	PASS
			1000~26500	1000~26500	-43.288	<=-35.128	PASS
Ant2	2437		Reference	-4.30	-4.30	---	PASS
			30~1000	30~1000	-68.57	<=-34.297	PASS
			1000~26500	1000~26500	-43.108	<=-34.297	PASS
			Reference	-5.26	-5.26	---	PASS
Ant1	2452		30~1000	30~1000	-68.755	<=-35.257	PASS
			1000~26500	1000~26500	-43.155	<=-35.257	PASS
			Reference	-4.99	-4.99	---	PASS
Ant2	2452		30~1000	30~1000	-68.988	<=-34.985	PASS
			1000~26500	1000~26500	-42.663	<=-34.985	PASS

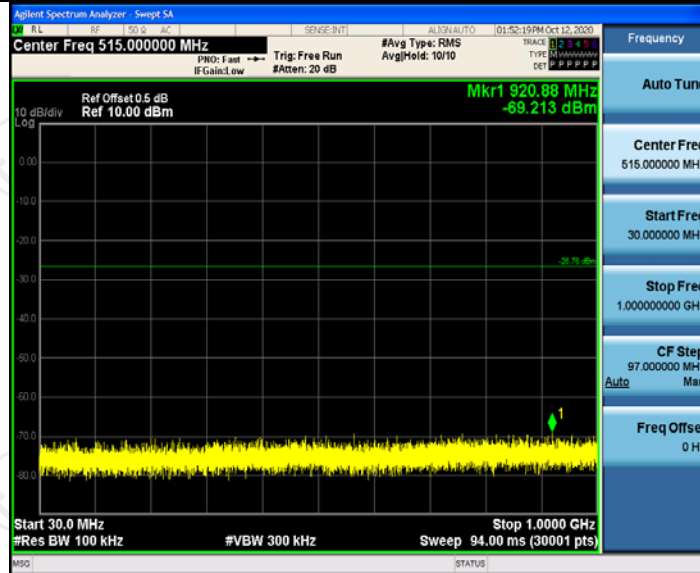
Test Graphs



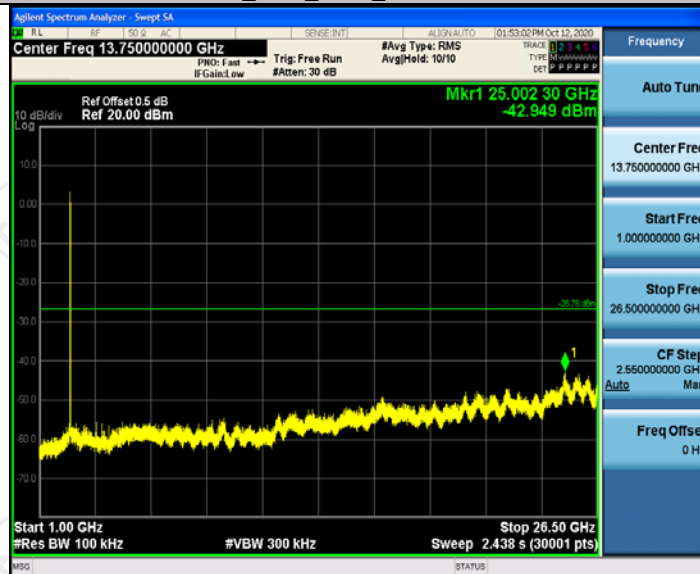
### 11B\_Ant2\_2412\_0-Reference



### 11B\_Ant2\_2412\_30~1000



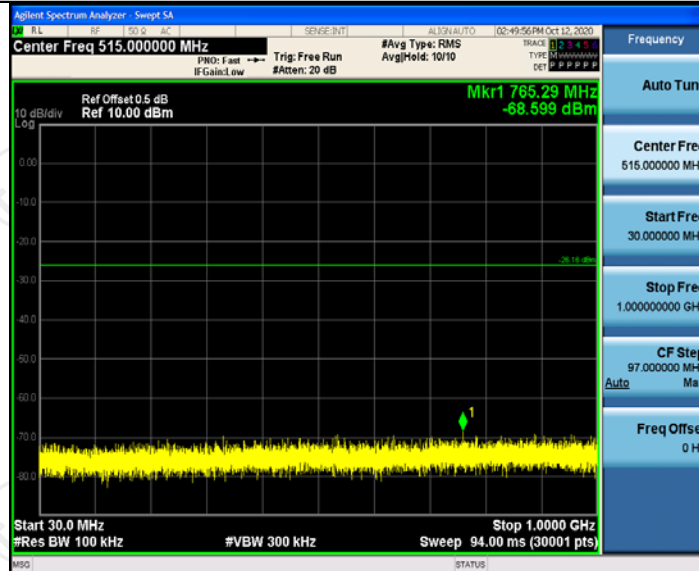
### 11B\_Ant2\_2412\_1000~26500



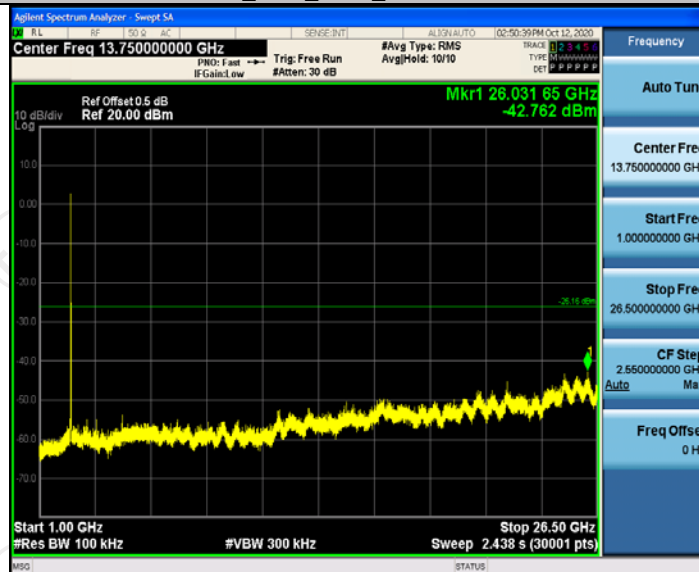
### 11B\_Ant1\_2437\_0-Reference



11B\_Ant1\_2437\_30~1000



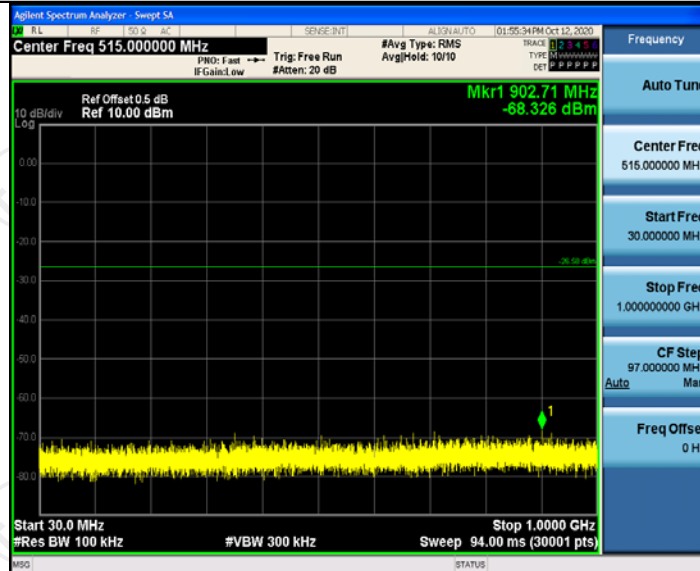
11B\_Ant1\_2437\_1000~26500



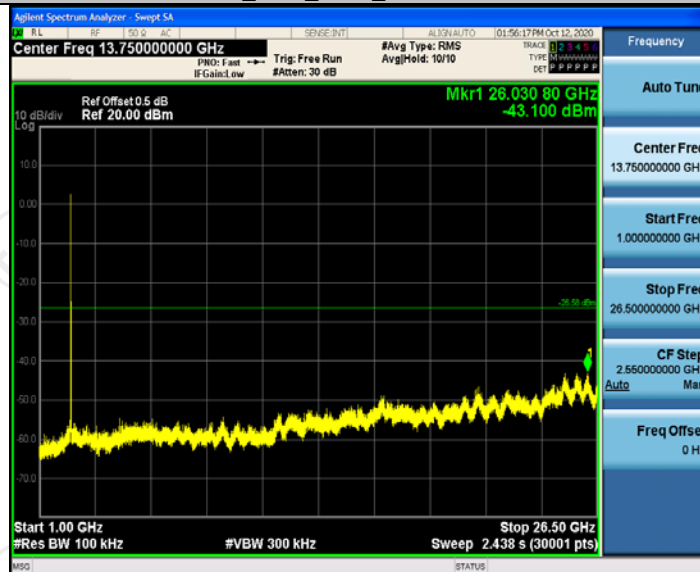
11B\_Ant2\_2437\_0~Reference



11B\_Ant2\_2437\_30~1000



11B\_Ant2\_2437\_1000~26500

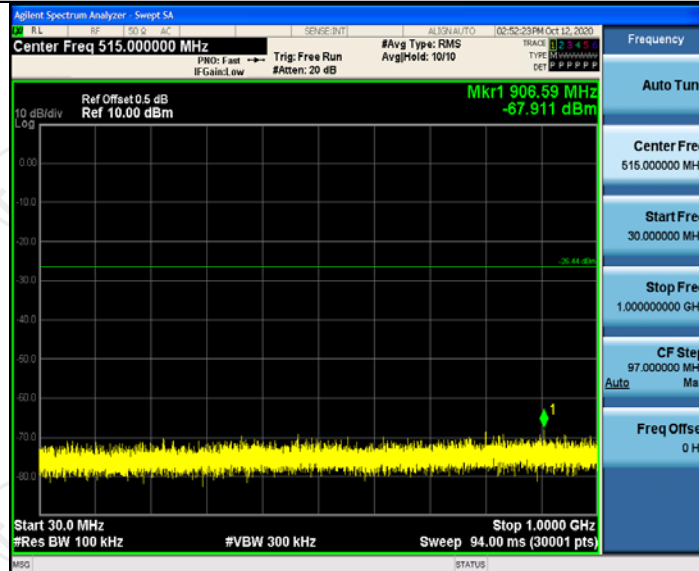


11B\_Ant1\_2462\_0-Reference

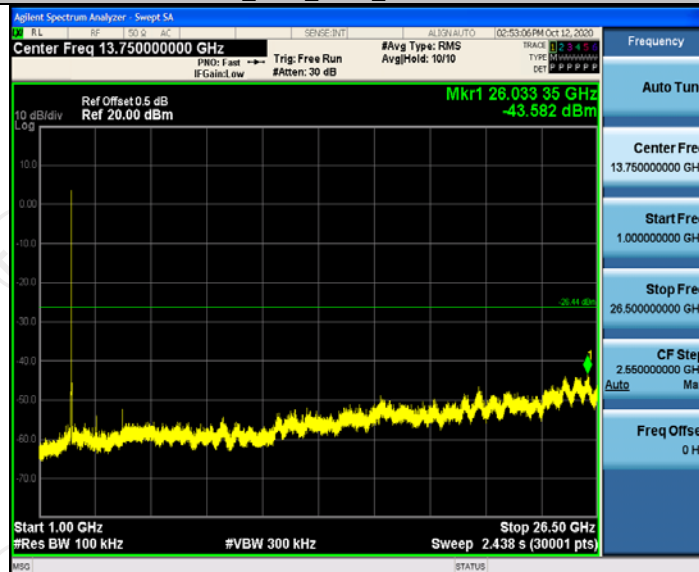




11B\_Ant1\_2462\_30~1000



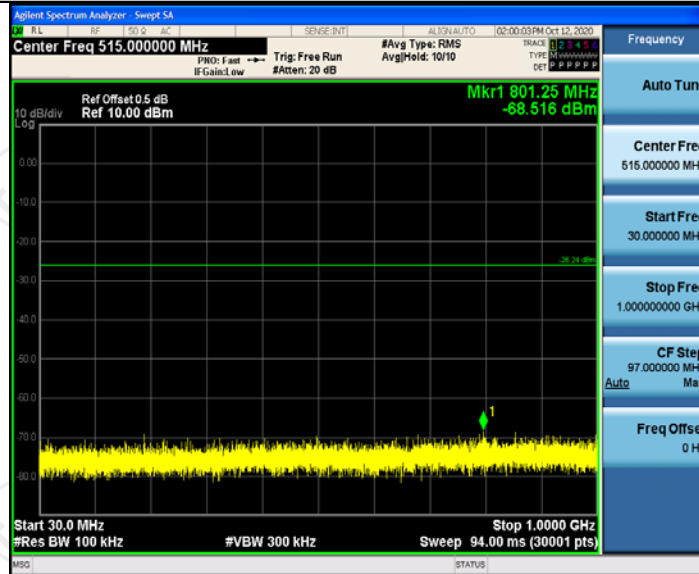
11B\_Ant1\_2462\_1000~26500



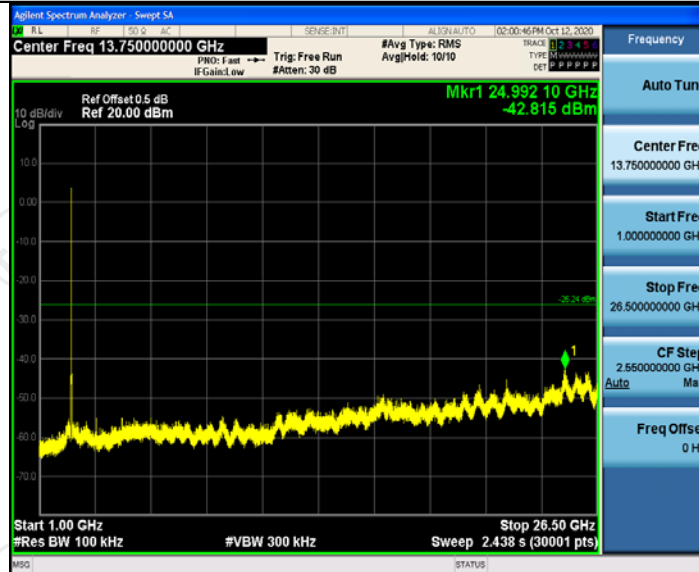
11B\_Ant2\_2462\_0~Reference



11B\_Ant2\_2462\_30~1000



11B\_Ant2\_2462\_1000~26500

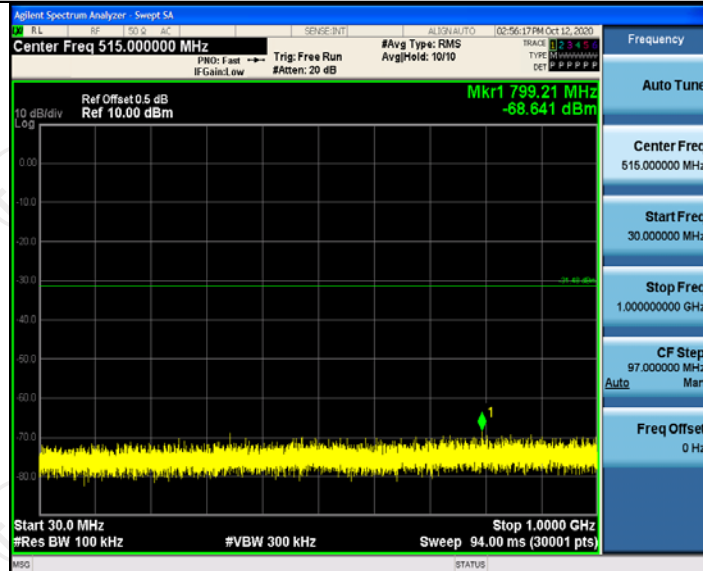


11G\_Ant1\_2412\_0~Reference

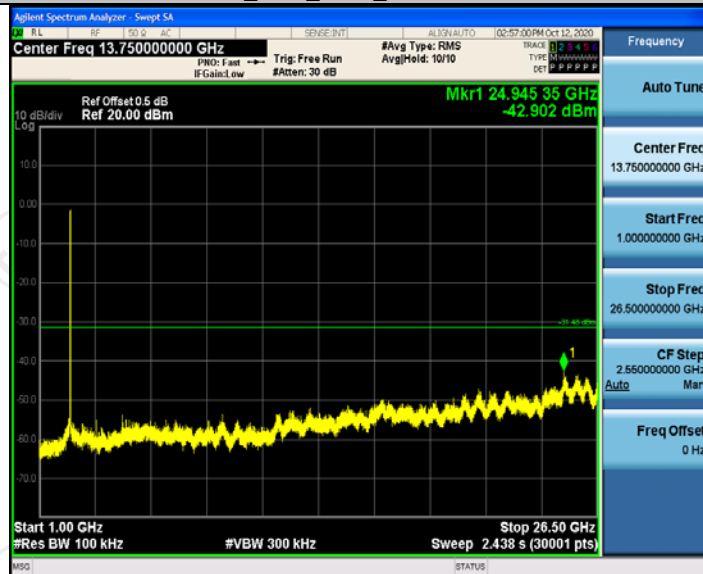




11G\_Ant1\_2412\_30~1000



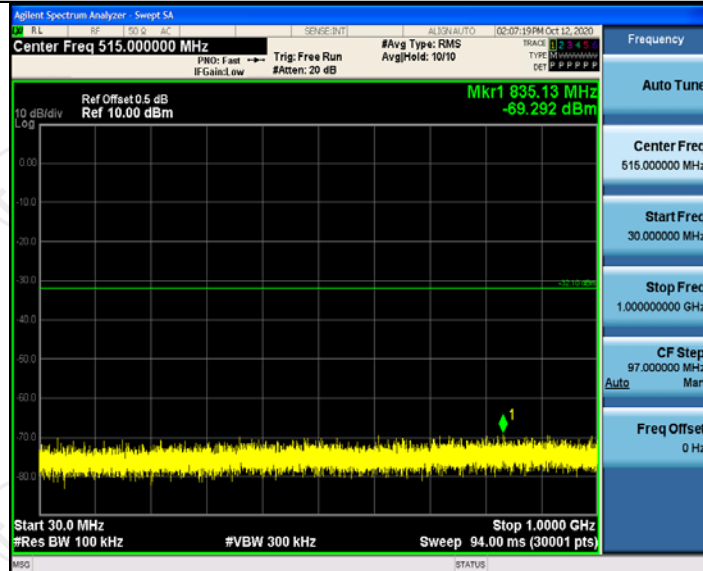
11G\_Ant1\_2412\_1000~26500



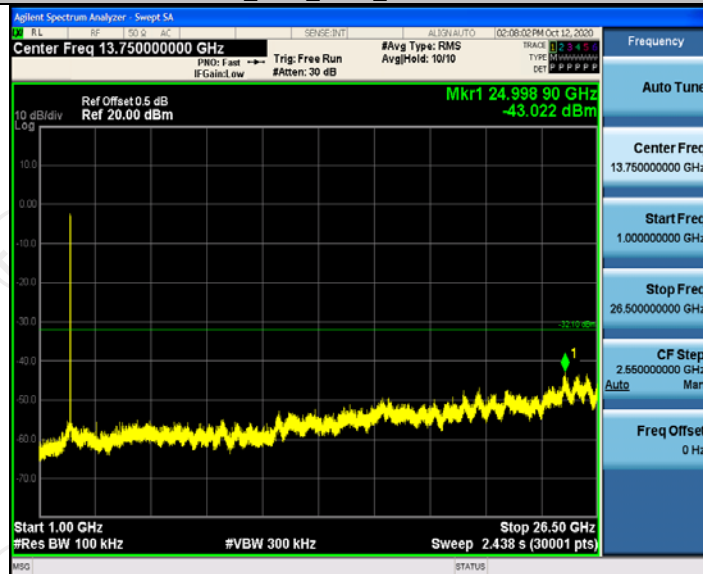
11G\_Ant2\_2412\_0~Reference



11G\_Ant2\_2412\_30~1000



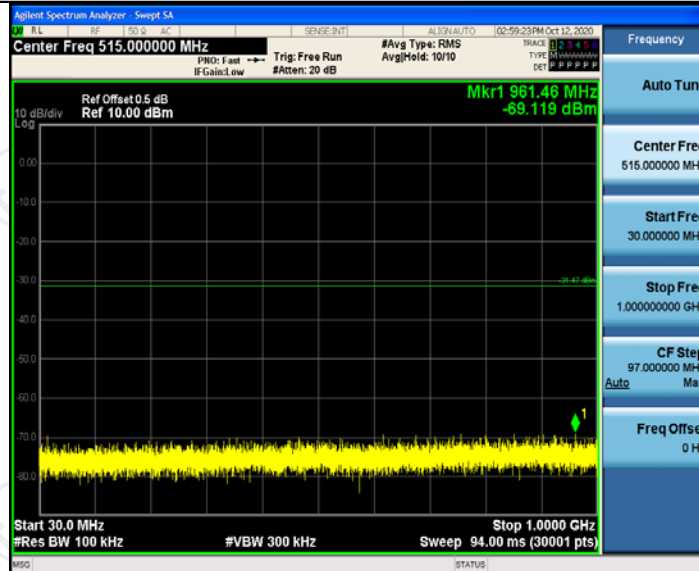
11G\_Ant2\_2412\_1000~26500



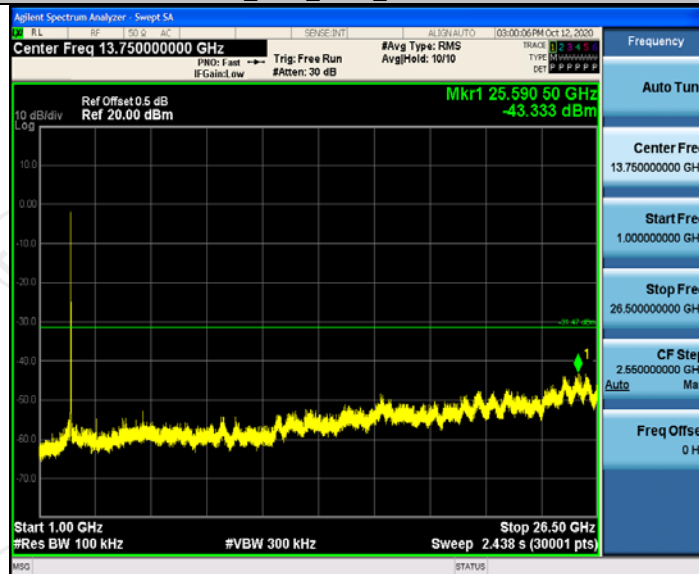
11G\_Ant1\_2437\_0~Reference



11G\_Ant1\_2437\_30~1000



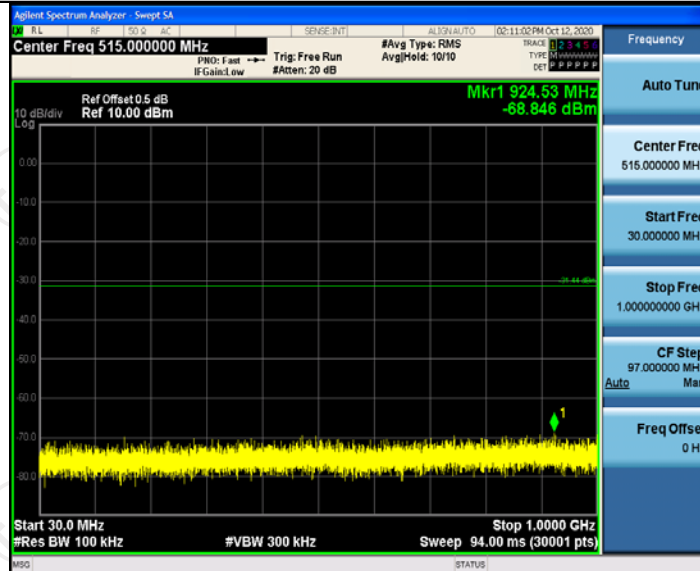
11G\_Ant1\_2437\_1000~26500



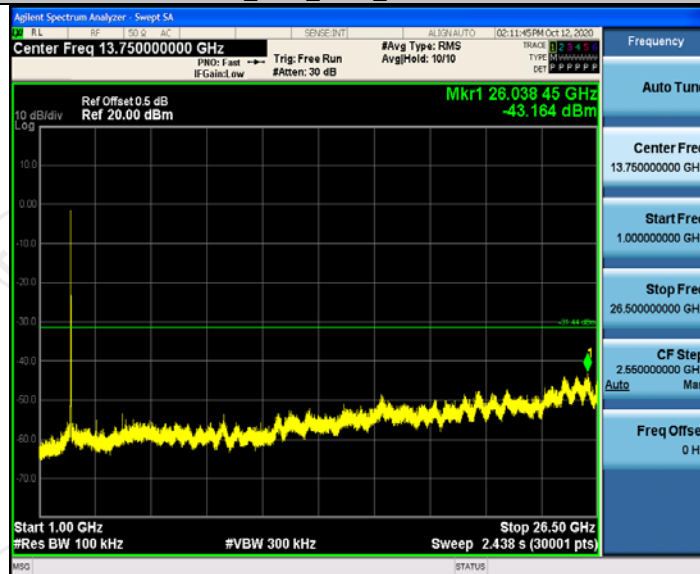
11G\_Ant2\_2437\_0~Reference



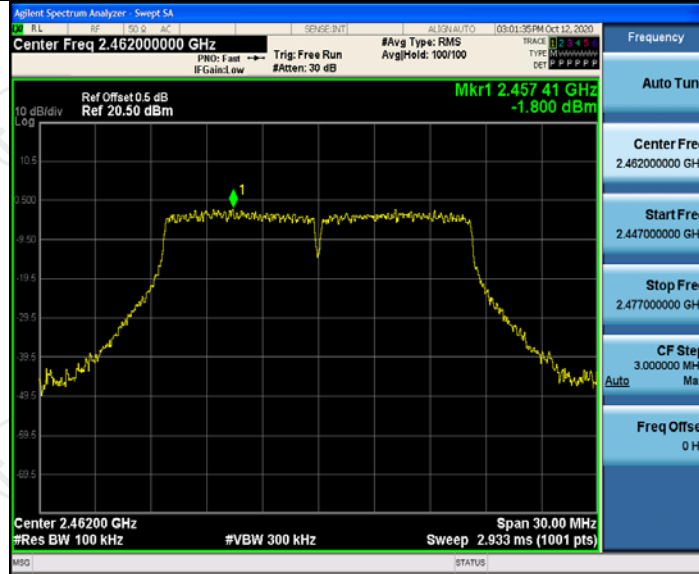
11G\_Ant2\_2437\_30~1000



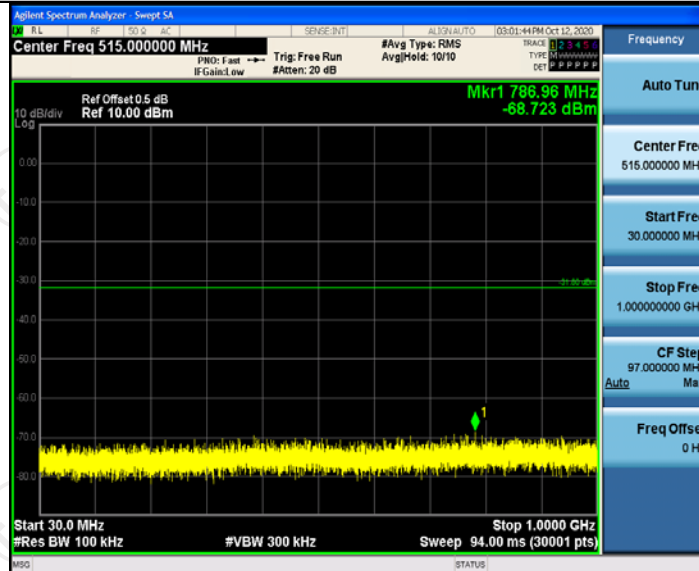
11G\_Ant2\_2437\_1000~26500



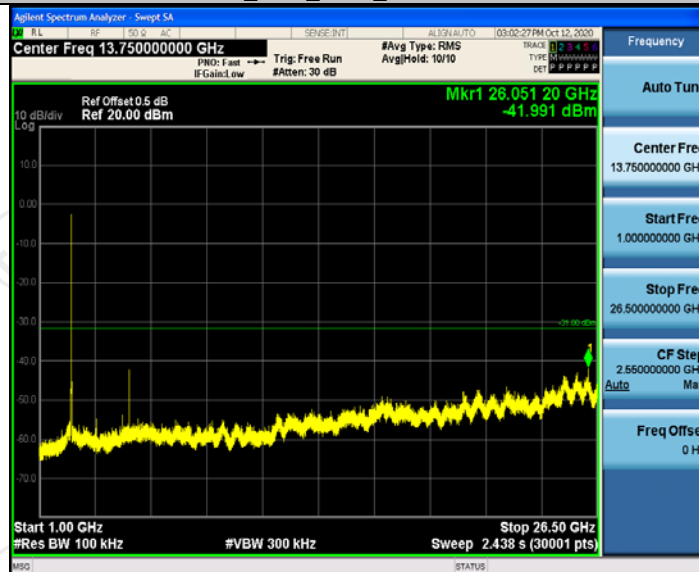
11G\_Ant1\_2462\_0~Reference



11G\_Ant1\_2462\_30~1000



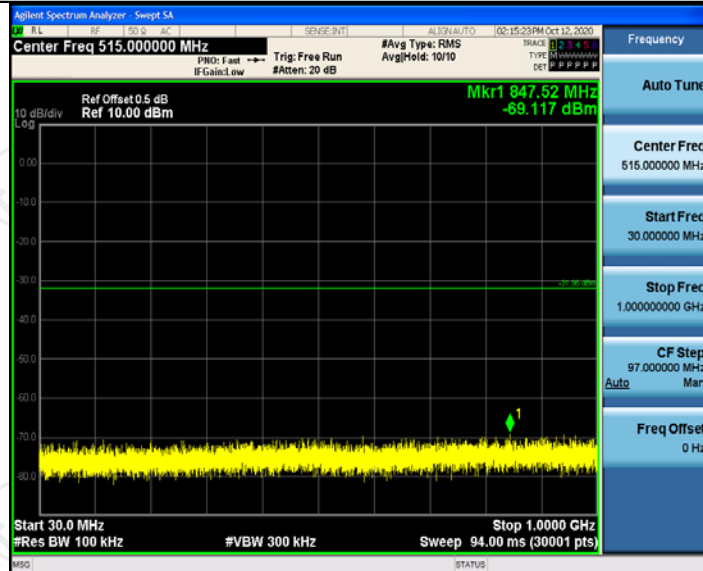
11G\_Ant1\_2462\_1000~26500



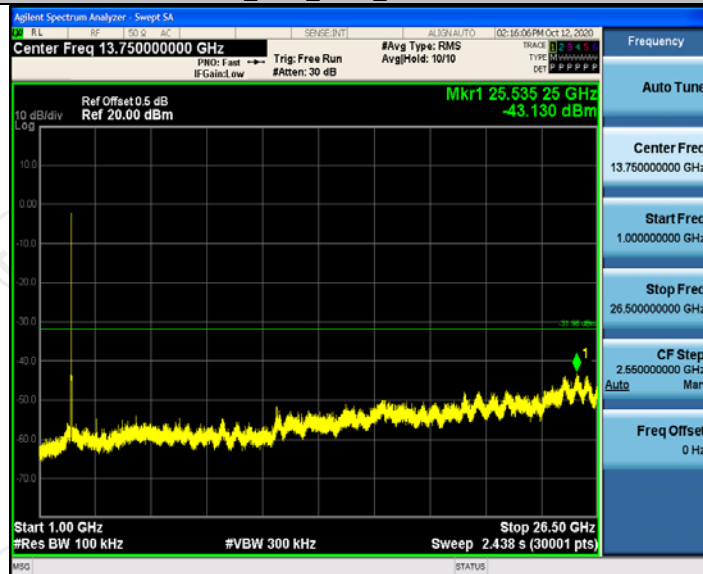
11G\_Ant2\_2462\_0~Reference



11G\_Ant2\_2462\_30~1000

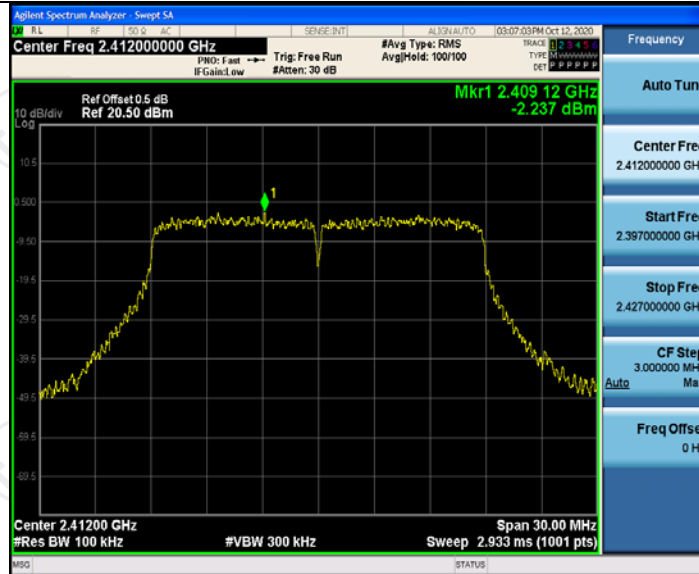


11G\_Ant2\_2462\_1000~26500

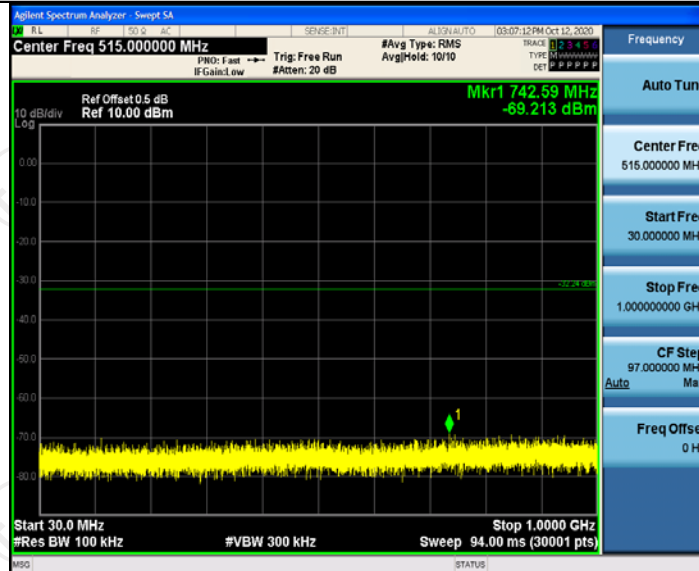


11N20SISO\_Ant1\_2412\_0~Reference

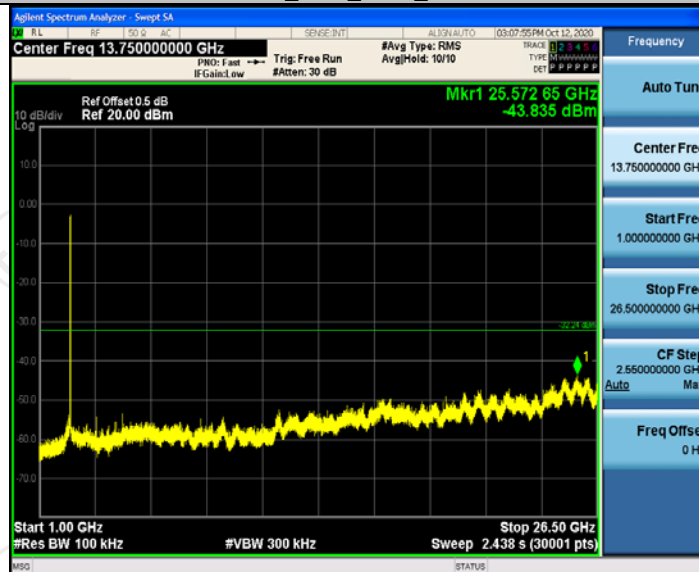




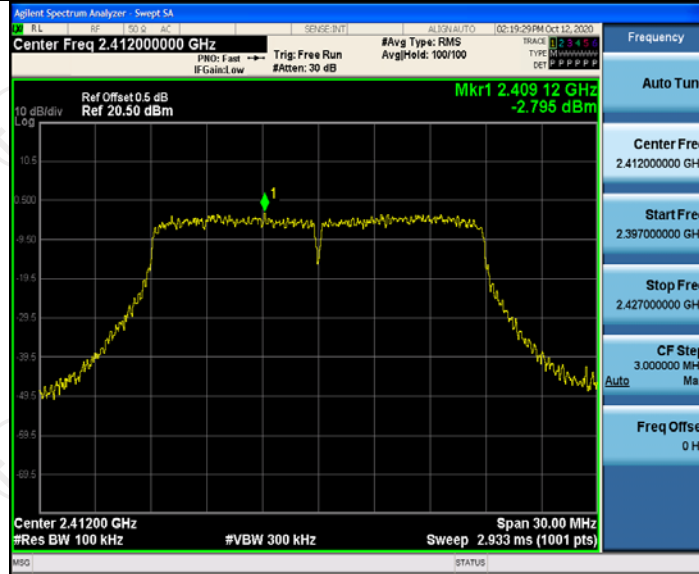
11N20SISO\_Ant1\_2412\_30~1000



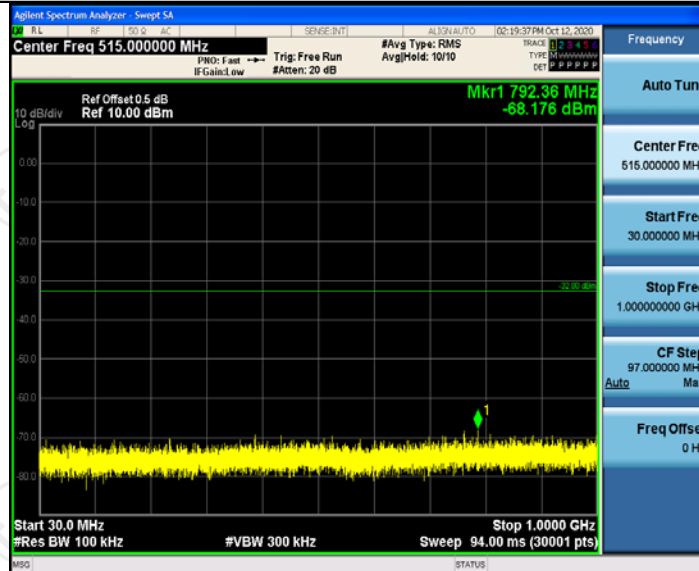
11N20SISO\_Ant1\_2412\_1000~26500



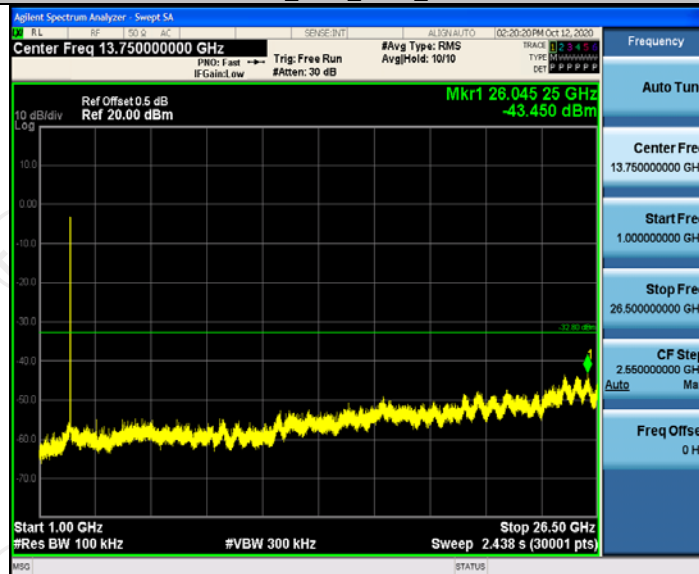
11N20SISO\_Ant2\_2412\_0~Reference



11N20SISO\_Ant2\_2412\_30~1000



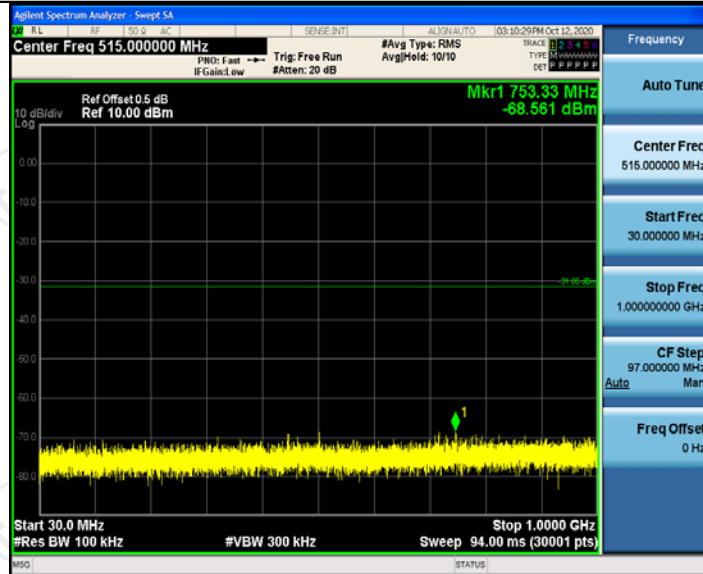
11N20SISO\_Ant2\_2412\_1000~26500



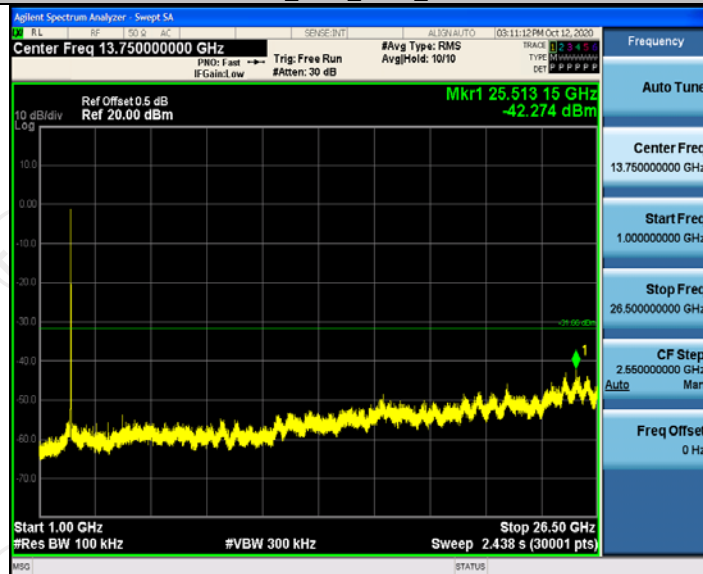
11N20SISO\_Ant1\_2437\_0~Reference



11N20SISO\_Ant1\_2437\_30~1000



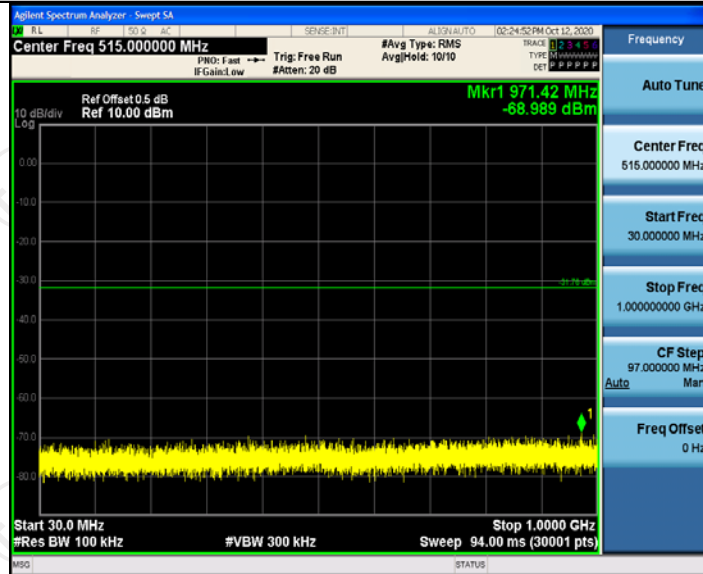
11N20SISO\_Ant1\_2437\_1000~26500



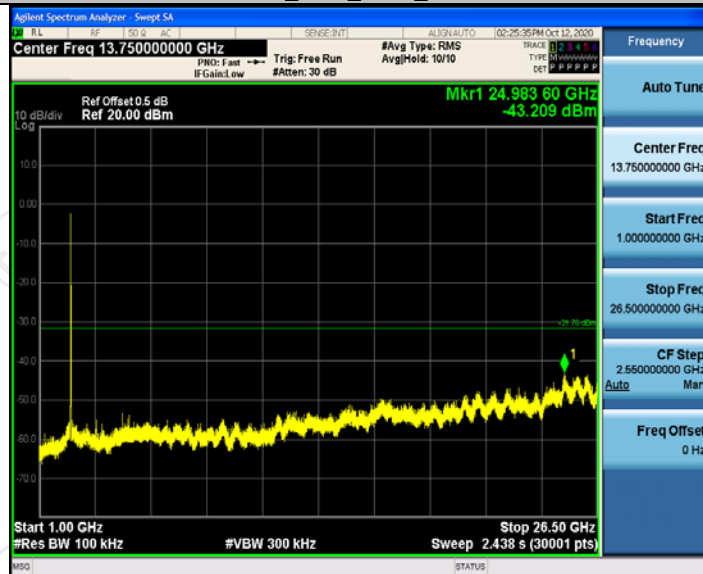
11N20SISO\_Ant2\_2437\_0~Reference



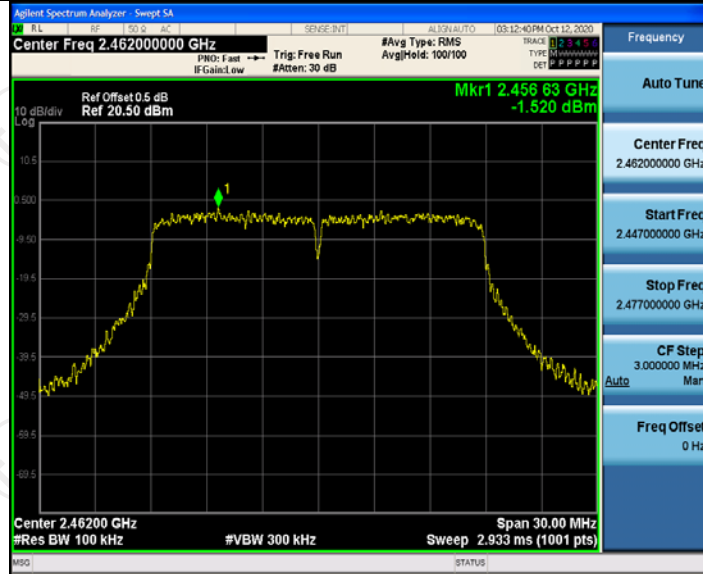
11N20SISO\_Ant2\_2437\_30~1000



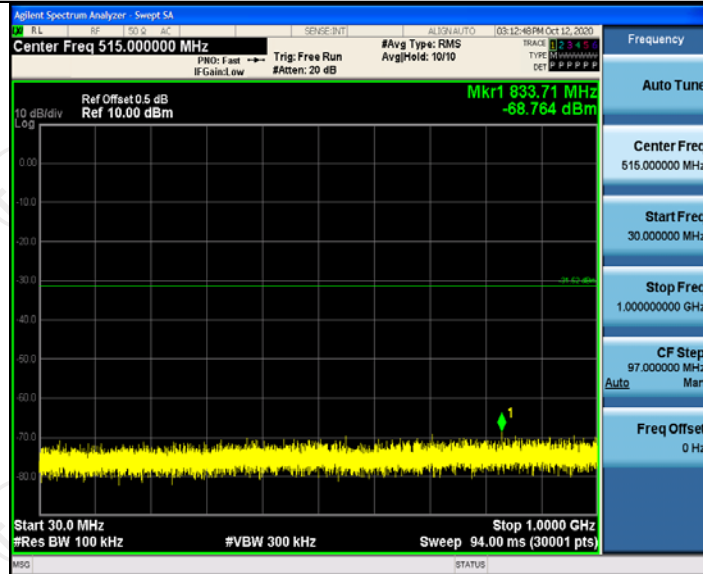
11N20SISO\_Ant2\_2437\_1000~26500



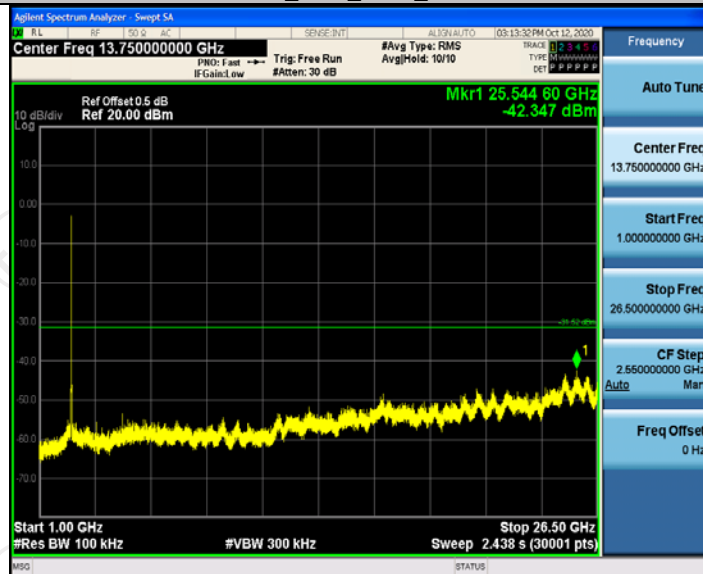
11N20SISO\_Ant1\_2462\_0~Reference



11N20SISO\_Ant1\_2462\_30~1000



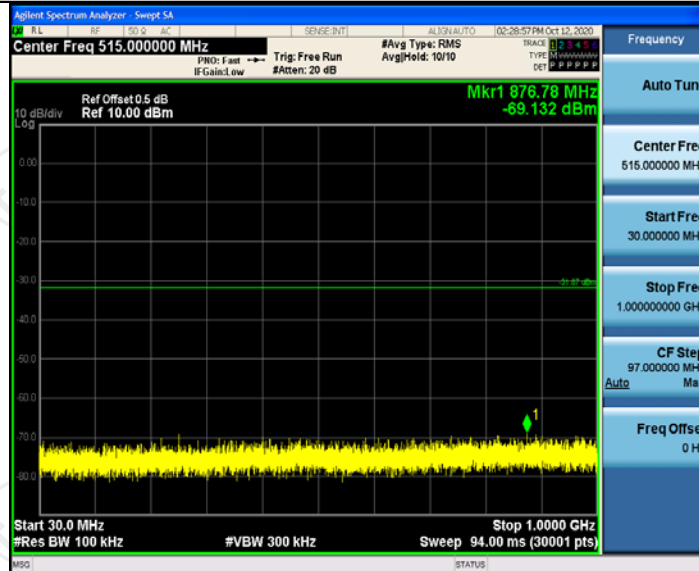
11N20SISO\_Ant1\_2462\_1000~26500



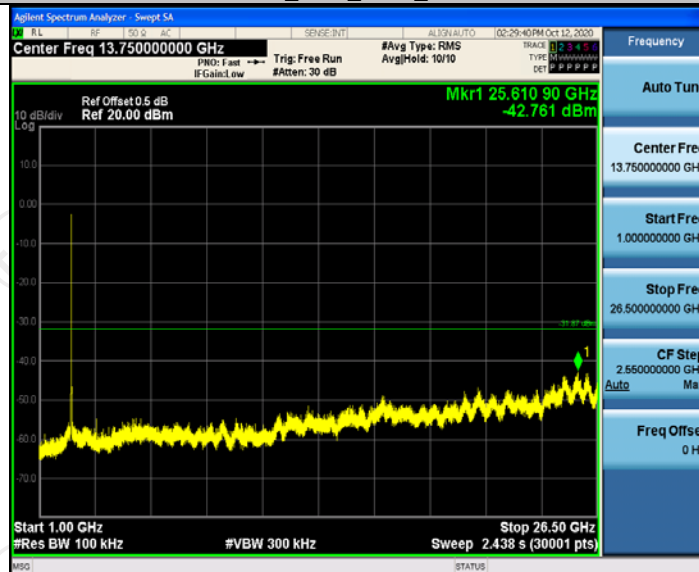
11N20SISO\_Ant2\_2462\_0~Reference



11N20SISO\_Ant2\_2462\_30~1000

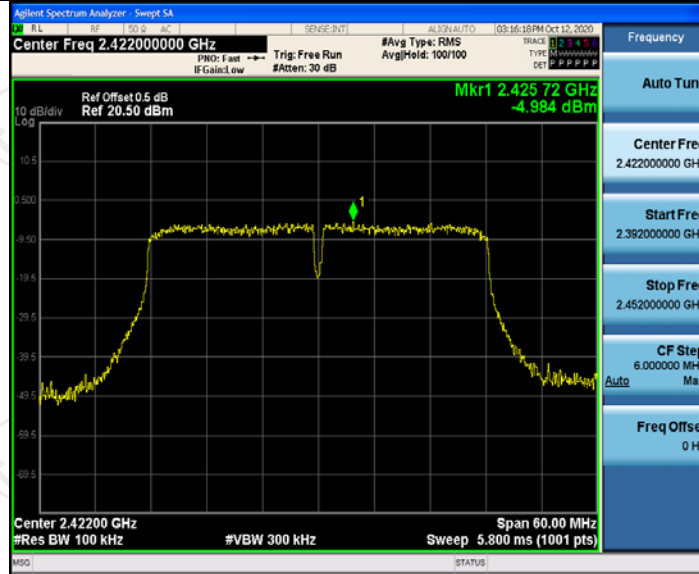


11N20SISO\_Ant2\_2462\_1000~26500

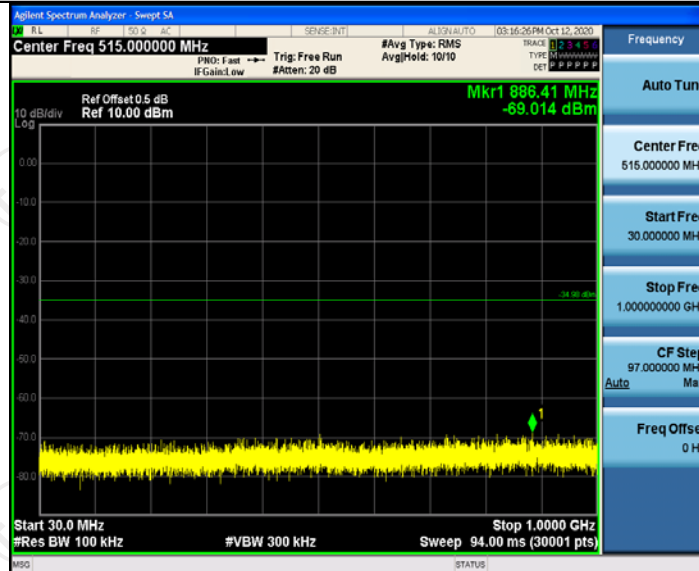


11N40SISO\_Ant1\_2422\_0~Reference

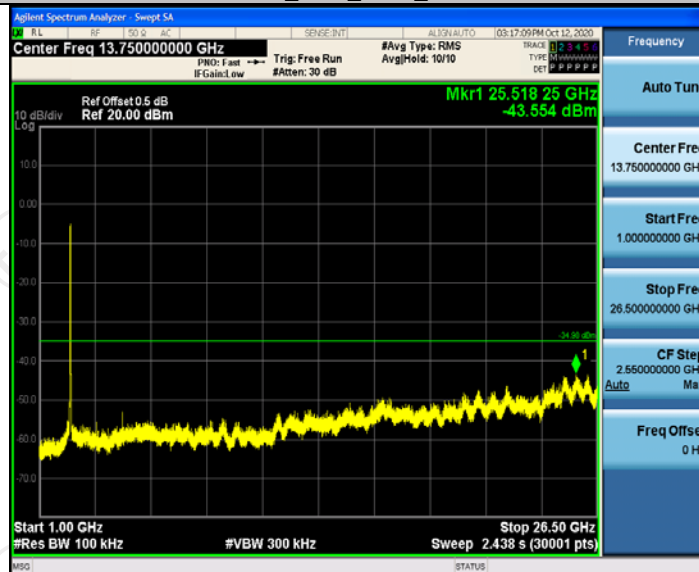




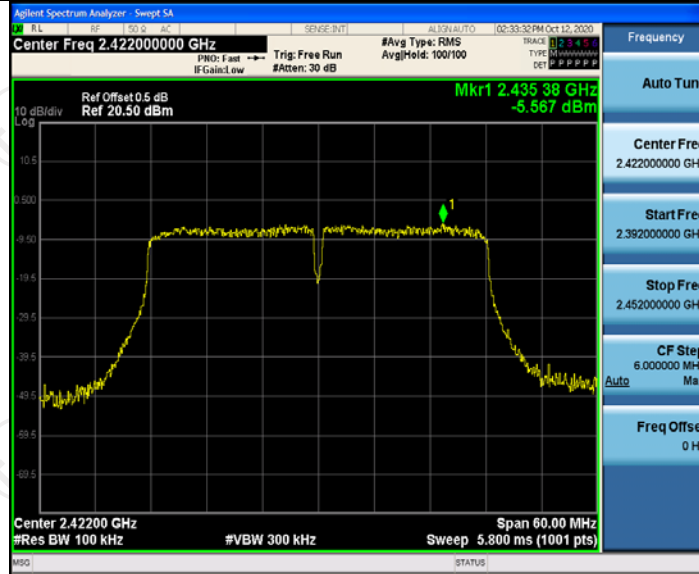
11N40SISO\_Ant1\_2422\_30~1000



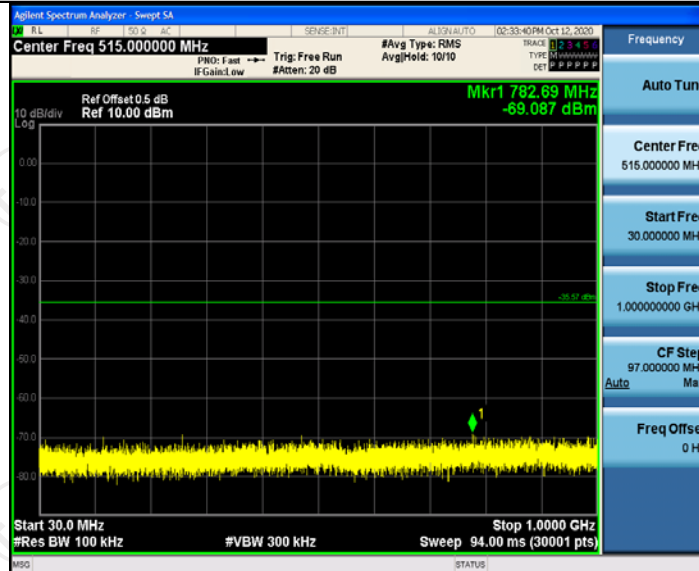
11N40SISO\_Ant1\_2422\_1000~26500



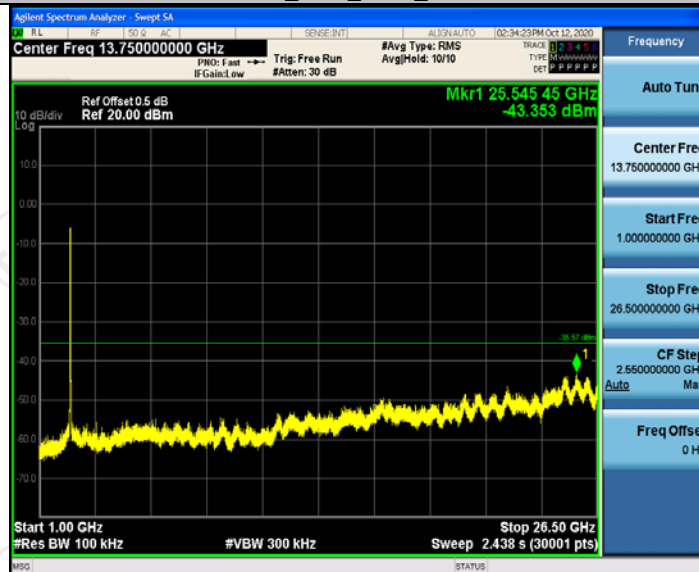
11N40SISO\_Ant2\_2422\_0~Reference



11N40SISO\_Ant2\_2422\_30~1000



11N40SISO\_Ant2\_2422\_1000~26500



11N40SISO\_Ant1\_2437\_0~Reference