

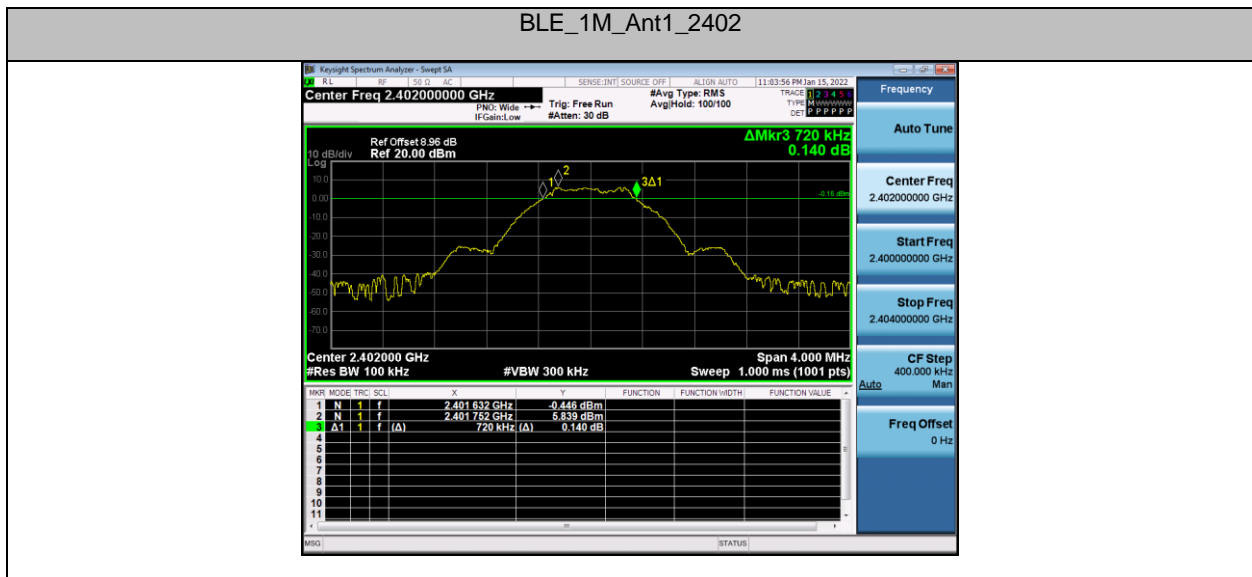
Spot check data

LS9AD-AC11DBT-GV (FCC ID: 2ADBM-LS9ADAC11DBT)

BLE

DTS Bandwidth

TestMode	Antenna	Channel	DTS BW [MHz]	FL[MHz]	FH[MHz]	Limit[MHz]	Verdict
BLE_1M	Ant1	2402	0.720	2401.632	2402.352	>=0.5	PASS



Conducted Spurious Emission

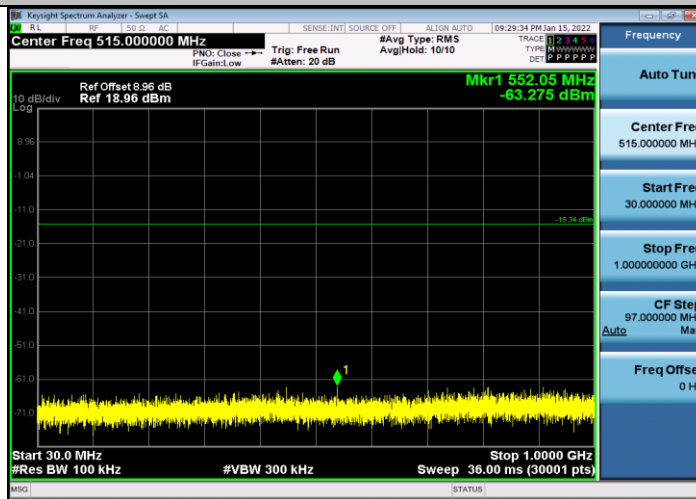
TestMode	Antenna	Channel	FreqRange	RefLevel	Result	Limit	Verdict
BLE_1M	Ant1	2402	Reference	4.66	4.66	---	PASS
			30~1000	4.66	-63.28	<=-15.34	PASS
			1000~26500	4.66	-46.9	<=-15.34	PASS

Test Graphs

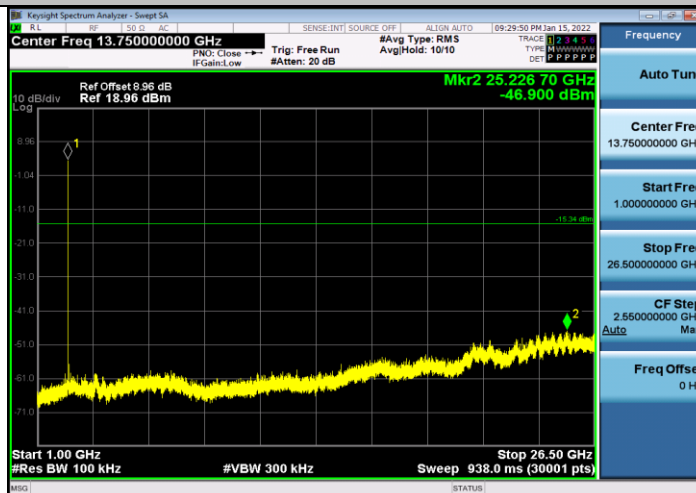
BLE_1M_Ant1_2402_0~Reference



BLE_1M_Ant1_2402_30~1000



BLE_1M_Ant1_2402_1000~26500

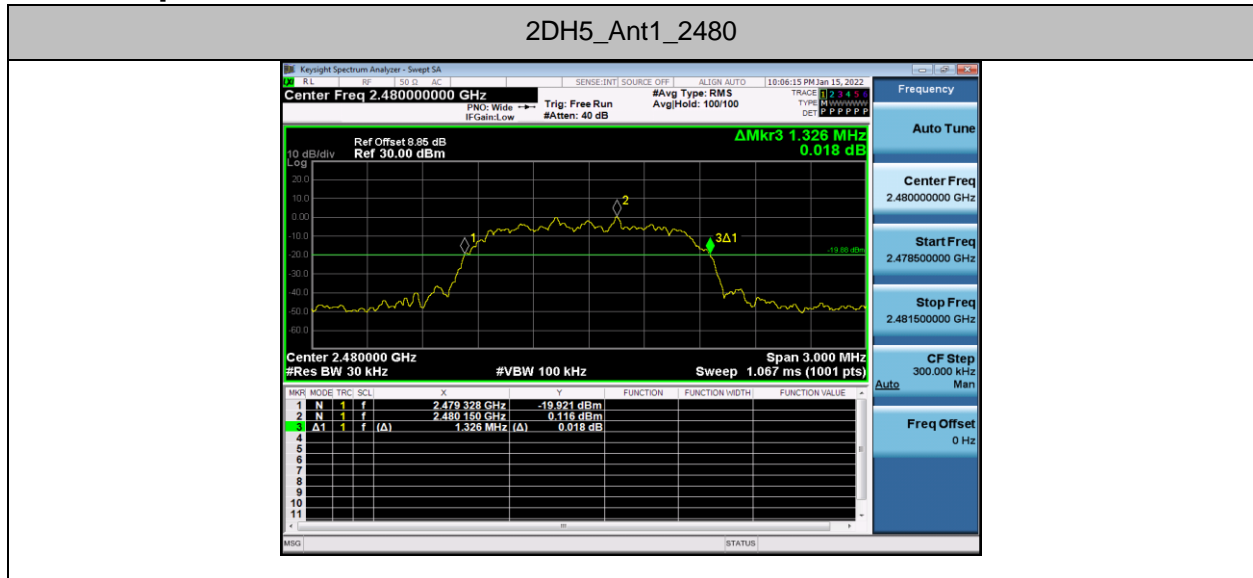


BT

20dB Emission Bandwidth

TestMode	Antenna	Channel	20db EBW[MHz]	FL[MHz]	FH[MHz]	Limit[MHz]	Verdict
2DH5	Ant1	2480	1.326	2479.328	2480.654	---	PASS

Test Graphs



Conducted Spurious Emission

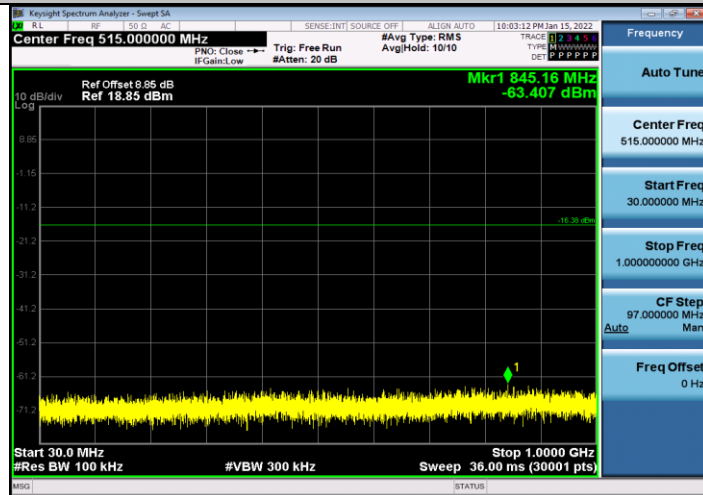
TestMode	Antenna	Channel	FreqRange	RefLevel	Result	Limit	Verdict
2DH5	Ant1	2480	Reference	3.62	3.62	---	PASS
			30~1000	3.62	-63.41	<=-16.38	PASS
			1000~26500	3.62	-46.37	<=-16.38	PASS

Test Graphs

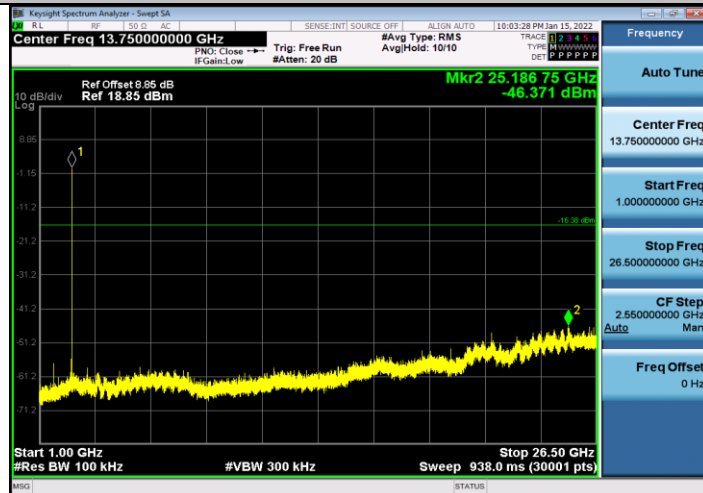
2DH5_Ant1_2480_0~Reference



2DH5_Ant1_2480_30~1000



2DH5_Ant1_2480_1000~26500

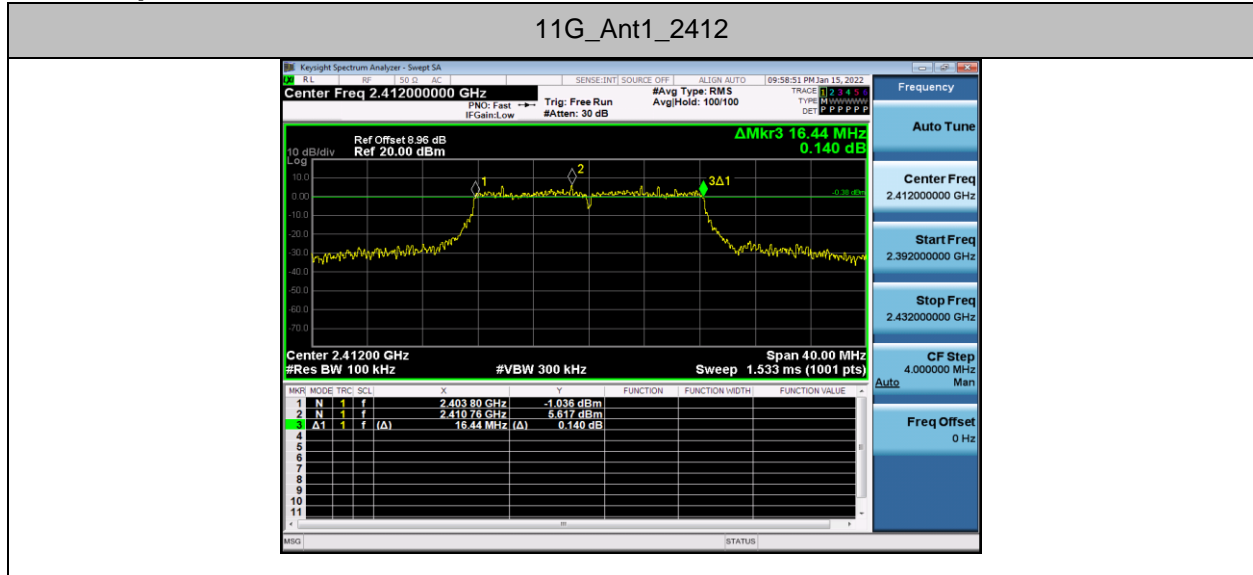


WIFI

DTS Bandwidth

TestMode	Antenna	Channel	DTS BW [MHz]	FL[MHz]	FH[MHz]	Limit[MHz]	Verdict
11G	Ant1	2412	16.440	2403.800	2420.240	>=0.5	PASS

Test Graphs

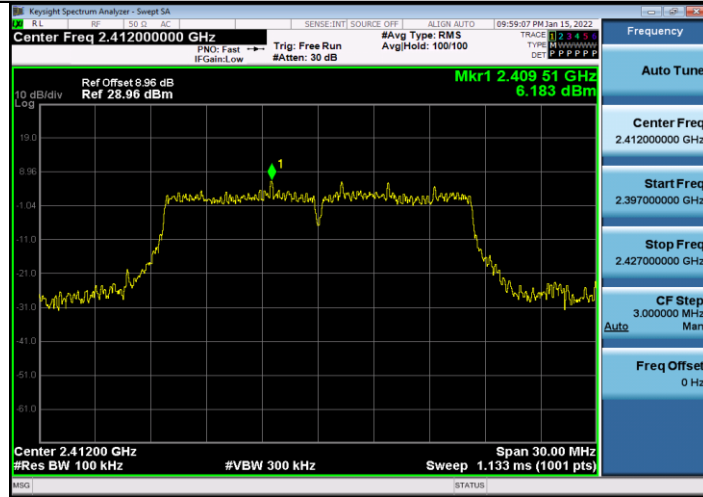


Conducted Spurious Emission

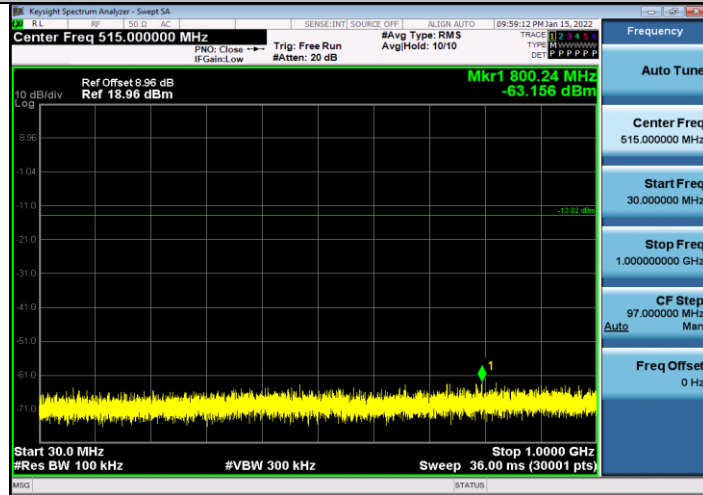
TestMode	Antenna	Channel	FreqRange	RefLevel	Result	Limit	Verdict
11G	Ant1	2412	Reference	6.18	6.18	---	PASS
			30~1000	6.18	-63.16	<=-13.82	PASS
			1000~26500	6.18	-46.39	<=-13.82	PASS

Test Graphs

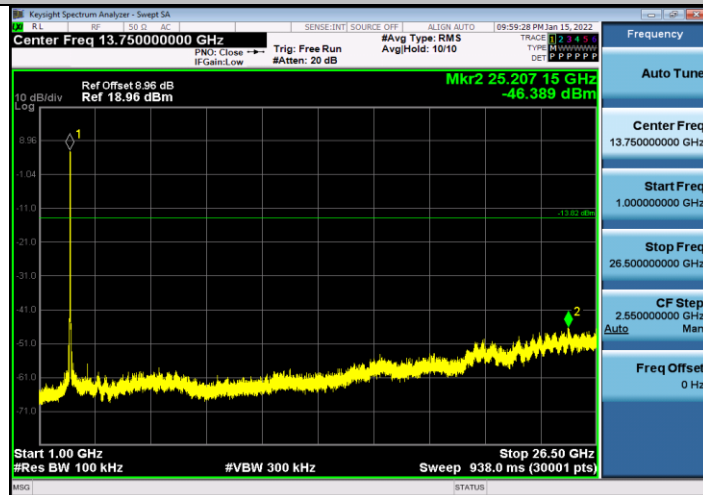
11G_Ant1_2412_0~Reference



11G_Ant1_2412_30~1000



11G_Ant1_2412_1000~26500



WIFI 5G

Emission Bandwidth

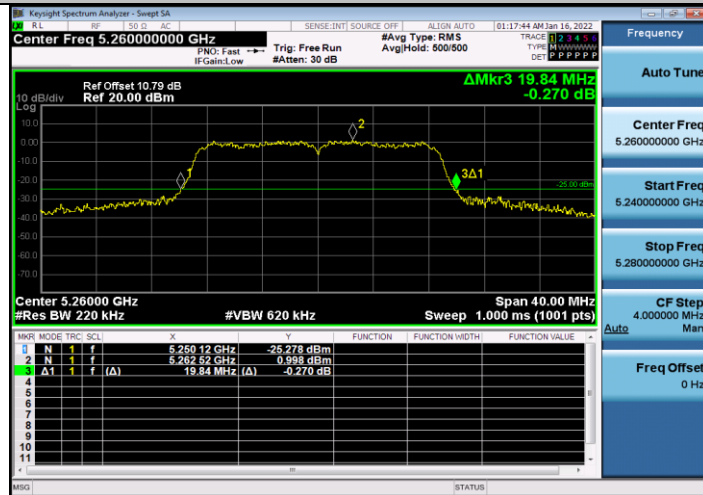
TestMode	Antenna	Channel	26db EBW [MHz]	FL[MHz]	FH[MHz]	Limit[MHz]	Verdict
11A	Ant1	5180	19.840	5170.080	5189.920	---	PASS
		5260	19.840	5250.120	5269.960	---	PASS
		5500	20.000	5489.920	5509.920	---	PASS
11N40MIMO	Ant1	5190	40.480	5169.840	5210.320	---	PASS
		5270	40.400	5249.680	5290.080	---	PASS
		5510	40.400	5489.760	5530.160	---	PASS
11AC80MIMO	Ant1	5210	81.280	5169.360	5250.640	---	PASS
		5290	81.920	5249.040	5330.960	---	PASS
		5530	82.080	5488.880	5570.960	---	PASS

Test Graphs

11A_Ant1_5180



11A_Ant1_5260



11A_Ant1_5500



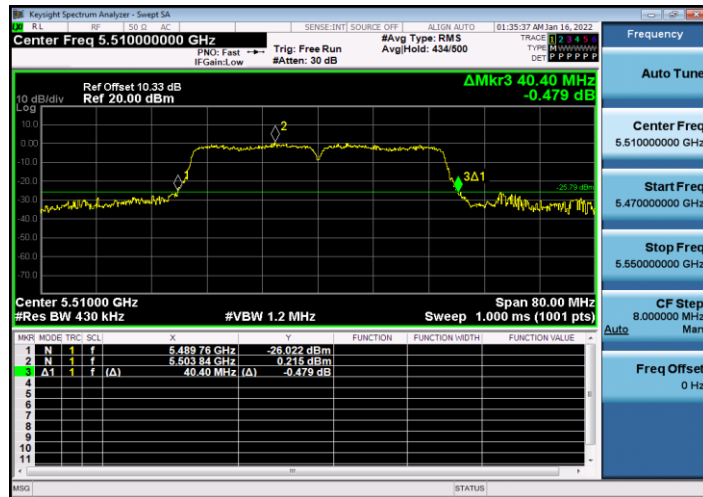
11N40MIMO_Ant1_5190



11N40MIMO_Ant1_5270



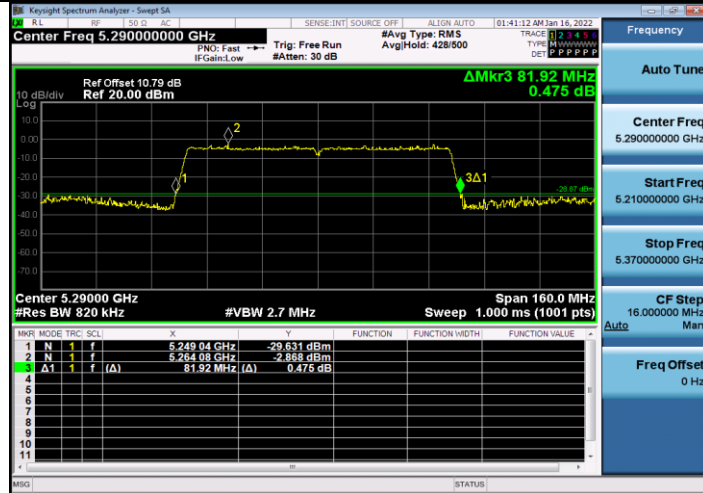
11N40MIMO_Ant1_5510



11AC80MIMO_Ant1_5210



11AC80MIMO_Ant1_5290



11AC80MIMO_Ant1_5530

