

TEST REPORT

Product : MOBILE PHONE
Trade mark : ROKiT
Model/Type reference : IO Pro
Serial Number : N/A
Report Number : EED32K00215404
FCC ID : 2AQNZ-IOPRO
Date of Issue : Aug. 29, 2018
Test Standards : 47 CFR Part 15Subpart C
Test result : PASS

Prepared for:

ROKIT Corp Limited

**ROK House, Kingswood Business Park, Holyhead Road, Albrighton,
Wolverhampton, United Kingdom, WV73AU**

Prepared by:

**Centre Testing International Group Co., Ltd.
Hongwei Industrial Zone, Bao'an 70 District,
Shenzhen, Guangdong, China
TEL: +86-755-3368 3668
FAX: +86-755-3368 3385**

Tested by:

Peter
Peter (Test Project)

Compiled by:

Tom - chen
Tom chen (Project Engineer)

Reviewed by:

Kevin Yang
Kevin yang (Reviewer)

Approved by:

Sheek Luo
Sheek Luo (Lab supervisor)

Date:

Aug. 29, 2018

Check No.:3096342807



2 Version

| Version No. | Date | Description |
|-------------|---------------|-------------|
| 00 | Aug. 29, 2018 | Original |
| | | |
| | | |

3 Test Summary

| Test Item | Test Requirement | Test method | Result |
|--|--|------------------|--------|
| Antenna Requirement | 47 CFR Part 15 Subpart C Section 15.203/15.247 (c) | ANSI C63.10-2013 | PASS |
| AC Power Line Conducted Emission | 47 CFR Part 15 Subpart C Section 15.207 | ANSI C63.10-2013 | PASS |
| Conducted Peak Output Power | 47 CFR Part 15 Subpart C Section 15.247 (b)(3) | ANSI C63.10-2013 | PASS |
| 6dB Occupied Bandwidth | 47 CFR Part 15 Subpart C Section 15.247 (a)(2) | ANSI C63.10-2013 | PASS |
| Power Spectral Density | 47 CFR Part 15 Subpart C Section 15.247 (e) | ANSI C63.10-2013 | PASS |
| Band-edge for RF Conducted Emissions | 47 CFR Part 15 Subpart C Section 15.247(d) | ANSI C63.10-2013 | PASS |
| RF Conducted Spurious Emissions | 47 CFR Part 15 Subpart C Section 15.247(d) | ANSI C63.10-2013 | PASS |
| Radiated Spurious Emissions | 47 CFR Part 15 Subpart C Section 15.205/15.209 | ANSI C63.10-2013 | PASS |
| Restricted bands around fundamental frequency (Radiated Emission) | 47 CFR Part 15 Subpart C Section 15.205/15.209 | ANSI C63.10-2013 | PASS |

Remark:

Test according to ANSI C63.4-2014 & ANSI C63.10-2013.

The tested sample(s) and the sample information are provided by the client.

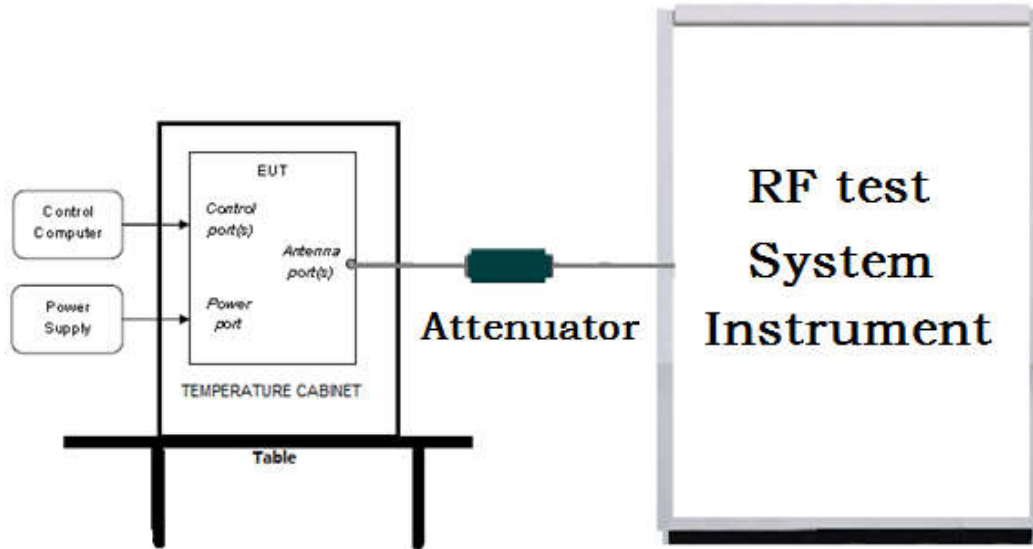
4 Content

| | |
|---|-----------|
| 1 COVER PAGE | 1 |
| 2 VERSION | 2 |
| 3 TEST SUMMARY | 3 |
| 4 CONTENT | 4 |
| 5 TEST REQUIREMENT | 5 |
| 5.1 TEST SETUP..... | 5 |
| 5.1.1 For Conducted test setup..... | 5 |
| 5.1.2 For Radiated Emissions test setup..... | 5 |
| 5.1.3 For Conducted Emissions test setup..... | 6 |
| 5.2 TEST ENVIRONMENT..... | 6 |
| 5.3 TEST CONDITION..... | 6 |
| 6 GENERAL INFORMATION | 8 |
| 6.1 CLIENT INFORMATION..... | 8 |
| 6.2 GENERAL DESCRIPTION OF EUT..... | 8 |
| 6.3 PRODUCT SPECIFICATION SUBJECTIVE TO THIS STANDARD..... | 9 |
| 6.4 DESCRIPTION OF SUPPORT UNITS..... | 10 |
| 6.5 TEST LOCATION..... | 10 |
| 6.6 DEVIATION FROM STANDARDS..... | 10 |
| 6.7 ABNORMALITIES FROM STANDARD CONDITIONS..... | 10 |
| 6.8 OTHER INFORMATION REQUESTED BY THE CUSTOMER..... | 10 |
| 6.9 MEASUREMENT UNCERTAINTY (95% CONFIDENCE LEVELS, K=2)..... | 10 |
| 7 EQUIPMENT LIST | 11 |
| 8 RADIO TECHNICAL REQUIREMENTS SPECIFICATION | 14 |
| Appendix A) Conducted Peak Output Power..... | 15 |
| Appendix B) 6dB Occupied Bandwidth..... | 25 |
| Appendix C) Band-edge for RF Conducted Emissions..... | 30 |
| Appendix D) RF Conducted Spurious Emissions..... | 34 |
| Appendix E) Power Spectral Density..... | 43 |
| Appendix F) Antenna Requirement..... | 48 |
| Appendix G) AC Power Line Conducted Emission..... | 49 |
| Appendix H) Restricted bands around fundamental frequency (Radiated)..... | 52 |
| Appendix I) Radiated Spurious Emissions..... | 66 |
| PHOTOGRAPHS OF TEST SETUP | 87 |
| PHOTOGRAPHS OF EUT CONSTRUCTIONAL DETAILS | 89 |

5 Test Requirement

5.1 Test setup

5.1.1 For Conducted test setup



5.1.2 For Radiated Emissions test setup

Radiated Emissions setup:

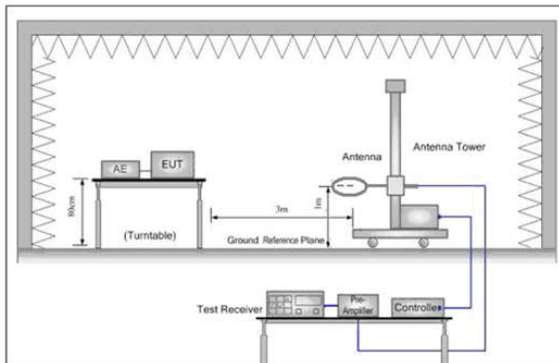


Figure 1. Below 30MHz

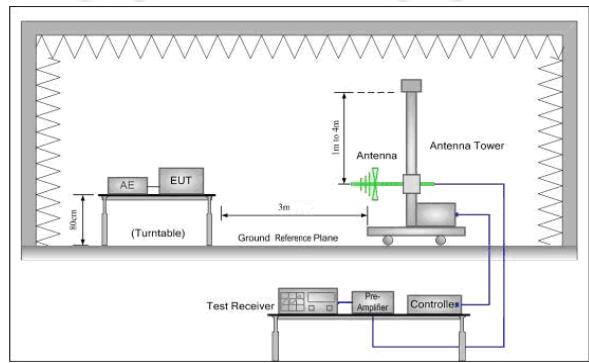


Figure 2. 30MHz to 1GHz

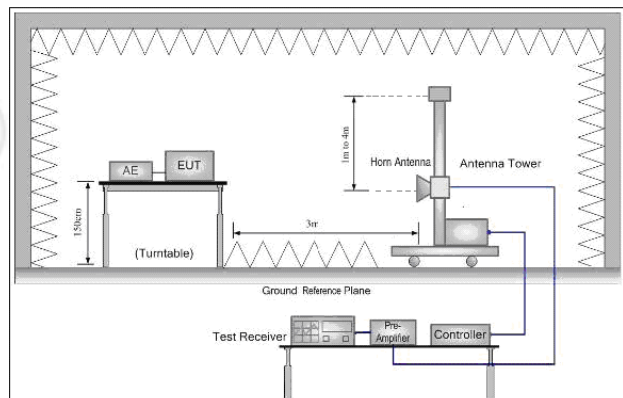
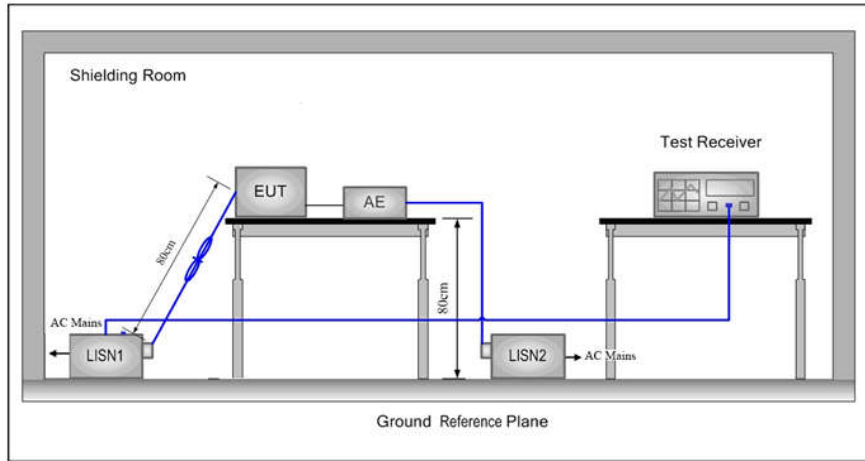


Figure 3. Above 1GHz

5.1.3 For Conducted Emissions test setup

Conducted Emissions setup



5.2 Test Environment

| | |
|-------------------------------|----------|
| Operating Environment: | |
| Temperature: | 25.0 °C |
| Humidity: | 56 % RH |
| Atmospheric Pressure: | 1010mbar |

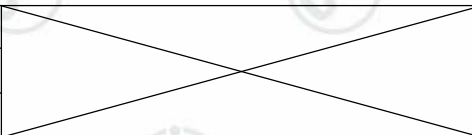
5.3 Test Condition

Test channel:

| Test Mode | Tx/Rx | RF Channel | | |
|-------------------|---|------------|-----------|-----------|
| | | Low(L) | Middle(M) | High(H) |
| 802.11b/g/n(HT20) | 2412MHz ~2462 MHz | Channel 1 | Channel 6 | Channel11 |
| | | 2412MHz | 2437MHz | 2462MHz |
| 802.11n(HT40) | 2422MHz ~2452 MHz | Channel 1 | Channel 4 | Channel7 |
| | | 2422MHz | 2437MHz | 2452MHz |
| TX mode: | The EUT transmitted the continuous signal at the specific channel(s). | | | |

Test mode:

Pre-scan under all rate at lowest channel 1

| | | | | | | | | | |
|------------------|-----------------------|---------------|-----------------|---------------|--|----------------|------------------|----------------|--|
| Mode | 802.11b | | | |  | | | | |
| Data Rate | 1Mbps | 2Mbps | 5.5Mbps | 11Mbps | | | | | |
| Power(dBm) | 17.64 | 17.87 | 18.01 | 18.14 | | | | | |
| Mode | 802.11g | | | | | | | | |
| Data Rate | 6Mbps | 9Mbps | 12Mbps | 18Mbps | 24Mbps | 36Mbps | 48Mbps | 54Mbps | |
| Power(dBm) | 17.16 | 17.01 | 16.85 | 16.62 | 16.55 | 16.32 | 16.32 | 16.24 | |
| Mode | 802.11n (HT20) | | | | | | | | |
| Data Rate | 6.5Mbps | 13Mbps | 19.5Mbps | 26Mbps | 39Mbps | 52Mbps | 58.5Mbps | 65Mbps | |
| Power(dBm) | 15.60 | 15.48 | 15.40 | 15.33 | 15.21 | 15.13 | 15.10 | 15.01 | |
| Mode | 802.11n (HT40) | | | | | | | | |
| Data Rate | 13.5Mbps | 27Mbps | 40.5Mbps | 54Mbps | 81Mbps | 108Mbps | 121.5Mbps | 135Mbps | |
| Power(dBm) | 15.40 | 15.32 | 15.07 | 14.87 | 14.57 | 14.41 | 14.33 | 14.04 | |

Through Pre-scan, 11Mbps of rate is the worst case of 802.11b; 6Mbps of rate is the worst case of 802.11g; 6.5Mbps of rate is the worst case of 802.11n(HT20); 13.5Mbps of rate is the worst case of 802.11n(HT40).

6 General Information

6.1 Client Information

| | |
|--------------------------|--|
| Applicant: | ROKIT Corp Limited |
| Address of Applicant: | ROK House, Kingswood Business Park, Holyhead Road, Albrighton, Wolverhampton, United Kingdom, WV73AU |
| Manufacturer: | ROKIT Corp Limited |
| Address of Manufacturer: | ROK House, Kingswood Business Park, Holyhead Road, Albrighton, Wolverhampton, United Kingdom, WV73AU |
| Factory: | Shenzhen Newsun Technology Co., Ltd |
| Address of Factory: | 5th Floor, A1 Building, Zhongtai Information Technology Industrial Park, No. 2 Dezheng Road, Shilong Community, Shiyan Street, Baoan District, Shenzhen, China |

6.2 General Description of EUT

| | |
|----------------------------------|--|
| Product Name: | MOBILE PHONE |
| Model No.(EUT): | IO Pro |
| Trade mark: | ROKIT |
| EUT Supports Radios application: | BT4.0, 2.1+EDR: 2402MHz to 2480MHz WiFi: IEEE 802.11b/g/n(HT20): 2412MHz to 2462MHz IEEE 802.11n(HT40): 2422MHz to 2452MHz GPS: 1559MHz to 1610MHz GSM/GPRS/EDGE 850: Tx:824.20 -848.80MHz; Rx: 869.20 – 893.80MHz GSM/GPRS/EDGE 1900: Tx:1850.20 – 1909.80MHz; Rx:1930.20 – 1989.80MHz CDMA BC0: Tx:824-849MHz; Rx:869-894MHz CDMA BC1: Tx:1850-1910MHz; Rx:1930-1990MHz CDMA BC10: TX:817.25-823.975MHz, RX:862.25-868.975MHz 1xEVDO BC0: Tx:824-849MHz; Rx:869-894MHz 1xEVDO BC0: Tx:1850-1910MHz; Rx:1930-1990MHz 1xEVDO BC0: TX:817.25-823.975MHz, RX:862.25-868.975MHz WCDMA/HSDPA/HSUPA/HSPA+(Down Link) Band V: Tx:826.40 -846.60MHz; Rx: 871.40 – 891.60MHz WCDMA/HSDPA/HSUPA/HSPA+(Down Link) Band IV: Tx:1710-1755MHz; Rx: 2110-2155MHz WCDMA/HSDPA/HSUPA/HSPA+(Down Link) Band II: Tx:1852.40 – 1907.60MHz; Rx:1932.40 – 1987.60MHz LTE Band 2: TX:1850MHz to 1910MHz RX:1930MHz to 1990MHz. LTE Band 4: TX:1710MHz to 1755MHz RX:2110MHz to 2155MHz. |

| | |
|-----------------------|---|
| | LTE Band 5: TX:824MHz to 849MHz RX:869MHz to 894MHz. LTE Band 12: TX:698MHz to 716MHz RX:729MHz to 746MHz. LTE Band 17: TX:704MHz to 716MHz RX:734MHz to 746MHz. |
| Power Supply: | DC 5V by USB port |
| | Li-ion Battery 3.85V, 3850mAh, 14.822Wh |
| Firmware version: | MOLY.LR12A.R2.MP.V36.9(manufacturer declare) |
| Hardware version: | V0(manufacturer declare) |
| USB cable: | 100cm(shielded) |
| Sample Received Date: | Aug. 08, 2018 |
| Sample tested Date: | Aug. 08, 2018 to Aug. 29, 2018 |

6.3 Product Specification subjective to this standard

| | |
|------------------------|---|
| Operation Frequency: | IEEE 802.11b/g/n(HT20): 2412MHz to 2462MHz IEEE 802.11n(HT40): 2422MHz to 2452MHz |
| Channel Numbers: | IEEE 802.11b/g, IEEE 802.11n HT20: 11 Channels IEEE 802.11n HT40: 7 Channels |
| Channel Separation: | 5MHz |
| Type of Modulation: | IEEE for 802.11b: DSSS(CCK,DQPSK,DBPSK) IEEE for 802.11g :OFDM(64QAM, 16QAM, QPSK, BPSK) IEEE for 802.11n(HT20 and HT40) : OFDM (64QAM, 16QAM, QPSK,BPSK) |
| Sample Type: | mobile production |
| Antenna Type and Gain: | Type: MONOPOLE Gain: -3dBi |
| Test Voltage: | DC 3.85V |

| Operation Frequency each of channel(802.11b/g/n HT20) | | | | | | | |
|---|-----------|---------|-----------|---------|-----------|---------|-----------|
| Channel | Frequency | Channel | Frequency | Channel | Frequency | Channel | Frequency |
| 1 | 2412MHz | 4 | 2427MHz | 7 | 2442MHz | 10 | 2457MHz |
| 2 | 2417MHz | 5 | 2432MHz | 8 | 2447MHz | 11 | 2462MHz |
| 3 | 2422MHz | 6 | 2437MHz | 9 | 2452MHz | | |

| Operation Frequency each of channel(802.11n HT40) | | | | | |
|---|-----------|---------|-----------|---------|-----------|
| Channel | Frequency | Channel | Frequency | Channel | Frequency |
| 1 | 2422MHz | 4 | 2437MHz | 7 | 2452MHz |
| 2 | 2427MHz | 5 | 2442MHz | | |
| 3 | 2432MHz | 6 | 2447MHz | | |

6.4 Description of Support Units

The EUT has been tested with associated equipment below.

| Associated equipment name | | Manufacture | model | serial number | Supplied by | Certification |
|---------------------------|------------|--|-----------|---------------|-------------|---------------|
| AE1 | AC Adapter | Dongguan Aohai Power Technology Co.,Ltd. | MDY-09-EB | _____ | CTI | FCC |

6.5 Test Location

All tests were performed at:

Centre Testing International Group Co., Ltd

Building C, Hongwei Industrial Park Block 70, Bao'an District, Shenzhen, China

Telephone: +86 (0) 755 33683668 Fax: +86 (0) 755 33683385

No tests were sub-contracted.

FCC Designation No.: CN1164

6.6 Deviation from Standards

None.

6.7 Abnormalities from Standard Conditions

None.

6.8 Other Information Requested by the Customer

None.

6.9 Measurement Uncertainty (95% confidence levels, k=2)

| No. | Item | Measurement Uncertainty |
|-----|---------------------------------|-------------------------|
| 1 | Radio Frequency | 7.9×10^{-8} |
| 2 | RF power, conducted | 0.31dB (30MHz-1GHz) |
| | | 0.57dB (1GHz-18GHz) |
| 3 | Radiated Spurious emission test | 4.5dB (30MHz-1GHz) |
| | | 4.8dB (1GHz-12.75GHz) |
| 4 | Conduction emission | 3.6dB (9kHz to 150kHz) |
| | | 3.2dB (150kHz to 30MHz) |
| 5 | Temperature test | 0.64°C |
| 6 | Humidity test | 2.8% |
| 7 | DC power voltages | 0.025% |

7 Equipment List

| RF test system | | | | | |
|------------------------------------|------------------|------------------------------|---------------|------------------------|----------------------------|
| Equipment | Manufacturer | Model No. | Serial Number | Cal. Date (mm-dd-yyyy) | Cal. Due date (mm-dd-yyyy) |
| Signal Generator | Keysight | E8257D | MY53401106 | 03-13-2018 | 03-12-2019 |
| Spectrum Analyzer | Keysight | N9010A | MY54510339 | 03-13-2018 | 03-12-2019 |
| Attenuator | HuaXiang | SHX370 | 15040701 | 03-13-2018 | 03-12-2019 |
| Signal Generator | Keysight | N5181A | MY46240094 | 03-13-2018 | 03-12-2019 |
| Signal Generator | Keysight | N5182B | MY53051549 | 03-13-2018 | 03-12-2019 |
| Temperature/ Humidity Indicator | TAYLOR | 1451 | --- | 05-02-2018 | 05-01-2019 |
| High-pass filter | Sinoscite | FL3CX03WG18 NM12-0398-002 | --- | 01-10-2018 | 01-09-2019 |
| High-pass filter | MICRO-TRONICS | SPA-F-63029-4 | --- | 01-10-2018 | 01-09-2019 |
| band rejection filter | Sinoscite | FL5CX01CA09 CL12-0395-001 | --- | 01-10-2018 | 01-09-2019 |
| band rejection filter | Sinoscite | FL5CX01CA08 CL12-0393-001 | --- | 01-10-2018 | 01-09-2019 |
| band rejection filter | Sinoscite | FL5CX02CA04 CL12-0396-002 | --- | 01-10-2018 | 01-09-2019 |
| band rejection filter | Sinoscite | FL5CX02CA03 CL12-0394-001 | --- | 01-10-2018 | 01-09-2019 |
| Communication test set | R&S | CMW500 | 107929 | 06-27-2018 | 06-26-2019 |
| DC Power | Keysight | E3642A | MY54426035 | 03-13-2018 | 03-12-2019 |
| PC-1 | Lenovo | R4960d | --- | 03-29-2018 | 03-28-2019 |
| BT&WI-FI Automatic control | R&S | OSP120 | 101374 | 04-11-2018 | 04-10-2019 |
| RF control unit | JS Tonscend | JS0806-2 | 15860006 | 03-13-2018 | 03-12-2019 |
| RF control unit | JS Tonscend | JS0806-1 | 15860004 | 03-13-2018 | 03-12-2019 |
| RF control unit | JS Tonscend | JS0806-4 | 158060007 | 03-13-2018 | 03-12-2019 |
| BT&WI-FI Automatic test software | JS Tonscend | JSTS1120-2 | --- | 03-13-2018 | 03-12-2019 |
| high-low temperature test chamber | DongGuangQinZhuo | LK-80GA | QZ20150611879 | 03-16-2018 | 03-15-2019 |

| 3M Semi/full-anechoic Chamber | | | | | |
|----------------------------------|---------------|------------------------------|---------------|------------------------|----------------------------|
| Equipment | Manufacturer | Model No. | Serial Number | Cal. date (mm-dd-yyyy) | Cal. Due date (mm-dd-yyyy) |
| 3M Chamber & Accessory Equipment | TDK | SAC-3 | --- | 06-04-2016 | 06-03-2019 |
| TRILOG Broadband Antenna | Schwarzbeck | VULB9163 | 9163-401 | 04-26-2018 | 04-25-2019 |
| TRILOG Broadband Antenna | Schwarzbeck | VULB9163 | 9163-618 | 07-30-2018 | 07-29-2019 |
| Microwave Preamplifier | Agilent | 8449B | 3008A02425 | 08-21-2018 | 08-20-2019 |
| Microwave Preamplifier | Tonscend | EMC051845SE | 980380 | 01-19-2018 | 01-18-2019 |
| Horn Antenna | Schwarzbeck | BBHA 9120D | 9120D-1869 | 04-25-2018 | 04-23-2021 |
| Double ridge horn antenna | A.H.SYSTEMS | SAS-574 | 6042 | 06-05-2018 | 06-04-2021 |
| Pre-amplifier | A.H.SYSTEMS | PAP-1840-60 | 6041 | 06-05-2018 | 06-04-2021 |
| Loop Antenna | ETS | 6502 | 00071730 | 06-22-2017 | 06-21-2019 |
| Spectrum Analyzer | R&S | FSP40 | 100416 | 05-11-2018 | 05-10-2019 |
| Receiver | R&S | ESCI | 100435 | 05-25-2018 | 05-24-2019 |
| Multi device Controller | maturio | NCD/070/10711 112 | --- | 01-10-2018 | 01-09-2019 |
| LISN | schwarzbeck | NNBM8125 | 81251547 | 05-11-2018 | 05-10-2019 |
| LISN | schwarzbeck | NNBM8125 | 81251548 | 05-11-2018 | 05-10-2019 |
| Signal Generator | Agilent | E4438C | MY45095744 | 03-13-2018 | 03-12-2019 |
| Signal Generator | Keysight | E8257D | MY53401106 | 03-13-2018 | 03-12-2019 |
| Temperature/ Humidity Indicator | TAYLOR | 1451 | 1905 | 05-02-2018 | 05-01-2019 |
| Communication test set | Agilent | E5515C | GB47050534 | 03-16-2018 | 03-15-2019 |
| Cable line | Fulai(7M) | SF106 | 5219/6A | 01-10-2018 | 01-09-2019 |
| Cable line | Fulai(6M) | SF106 | 5220/6A | 01-10-2018 | 01-09-2019 |
| Cable line | Fulai(3M) | SF106 | 5216/6A | 01-10-2018 | 01-09-2019 |
| Cable line | Fulai(3M) | SF106 | 5217/6A | 01-10-2018 | 01-09-2019 |
| Communication test set | R&S | CMW500 | 104466 | 02-05-2018 | 02-04-2019 |
| High-pass filter | Sinoscite | FL3CX03WG18 NM12-0398-002 | --- | 01-10-2018 | 01-09-2019 |
| High-pass filter | MICRO-TRONICS | SPA-F-63029-4 | --- | 01-10-2018 | 01-09-2019 |
| band rejection filter | Sinoscite | FL5CX01CA09 CL12-0395-001 | --- | 01-10-2018 | 01-09-2019 |
| band rejection filter | Sinoscite | FL5CX01CA08 CL12-0393-001 | --- | 01-10-2018 | 01-09-2019 |
| band rejection filter | Sinoscite | FL5CX02CA04 CL12-0396-002 | --- | 01-10-2018 | 01-09-2019 |
| band rejection filter | Sinoscite | FL5CX02CA03 CL12-0394-001 | --- | 01-10-2018 | 01-09-2019 |

| Conducted disturbance Test | | | | | |
|---------------------------------|--------------|-------------------------|---------------|------------------------|----------------------------|
| Equipment | Manufacturer | Model No. | Serial Number | Cal. date (mm-dd-yyyy) | Cal. Due date (mm-dd-yyyy) |
| Receiver | R&S | ESCI | 100435 | 05-25-2018 | 05-24-2019 |
| Temperature/ Humidity Indicator | Defu | TH128 | / | 07-02-2018 | 07-01-2019 |
| Communication test set | Agilent | E5515C | GB47050534 | 03-16-2018 | 03-15-2019 |
| Communication test set | R&S | CMW500 | 152394 | 03-16-2018 | 03-15-2019 |
| LISN | R&S | ENV216 | 100098 | 05-10-2018 | 05-10-2019 |
| LISN | schwarzbeck | NNLK8121 | 8121-529 | 05-10-2018 | 05-10-2019 |
| Voltage Probe | R&S | ESH2-Z3 0299.7810.56 | 100042 | 06-13-2017 | 06-11-2020 |
| Current Probe | R&S | EZ-17 816.2063.03 | 100106 | 05-30-2018 | 05-29-2019 |
| ISN | TESEQ | ISN T800 | 30297 | 02-06-2018 | 02-05-2019 |

8 Radio Technical Requirements Specification

Reference documents for testing:

| No. | Identity | Document Title |
|-----|------------------|--|
| 1 | FCC Part15C | Subpart C-Intentional Radiators |
| 2 | ANSI C63.10-2013 | American National Standard for Testing Unlicensed Wireless Devices |

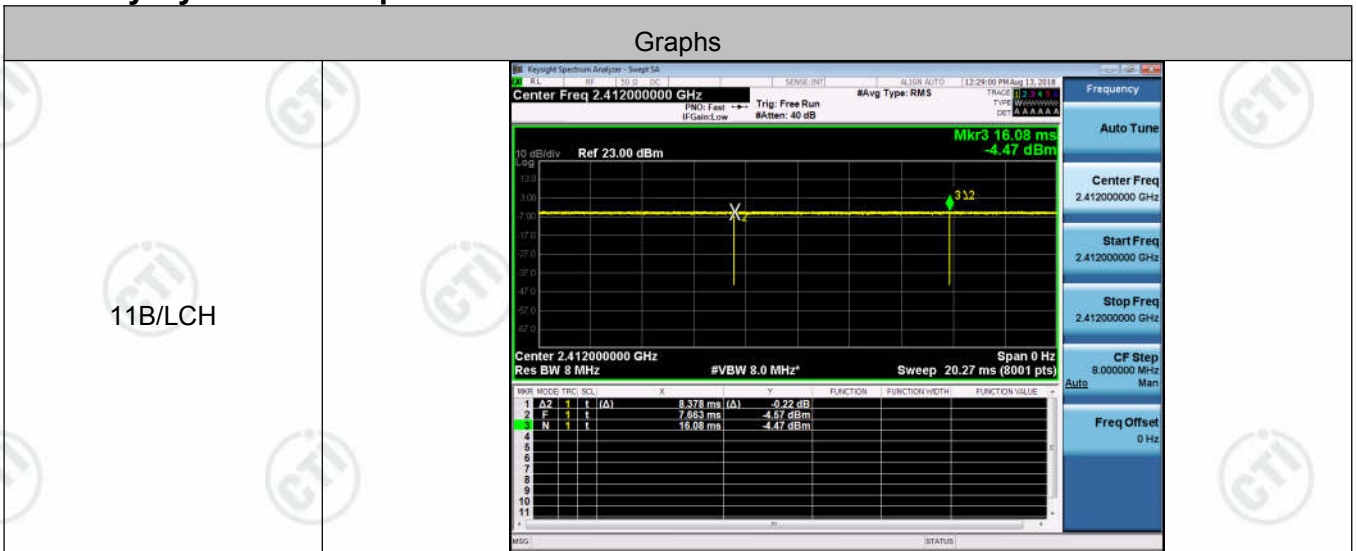
Test Results List:

| Test Requirement | Test method | Test item | Verdict | Note |
|-----------------------------------|-------------|---|---------|-------------|
| Part15C Section 15.247 (b)(3) | ANSI C63.10 | Conducted Peak Output Power | PASS | Appendix A) |
| Part15C Section 15.247 (a)(2) | ANSI C63.10 | 6dB Occupied Bandwidth | PASS | Appendix B) |
| Part15C Section 15.247(d) | ANSI C63.10 | Band-edge for RF Conducted Emissions | PASS | Appendix C) |
| Part15C Section 15.247(d) | ANSI C63.10 | RF Conducted Spurious Emissions | PASS | Appendix D) |
| Part15C Section 15.247 (e) | ANSI C63.10 | Power Spectral Density | PASS | Appendix E) |
| Part15C Section 15.203/15.247 (c) | ANSI C63.10 | Antenna Requirement | PASS | Appendix F) |
| Part15C Section 15.207 | ANSI C63.10 | AC Power Line Conducted Emission | PASS | Appendix G) |
| Part15C Section 15.205/15.209 | ANSI C63.10 | Restricted bands around fundamental frequency (Radiated Emission) | PASS | Appendix H) |
| Part15C Section 15.205/15.209 | ANSI C63.10 | Radiated Spurious Emissions | PASS | Appendix I) |

**Appendix A) Conducted Peak Output Power
Duty Cycle Result Table**

| Test Mode | Channel | Duty Cycle[%] | Verdict |
|-----------|---------|---------------|---------|
| 11B | 2412 | 99.58 | PASS |
| 11B | 2437 | 99.61 | PASS |
| 11B | 2462 | 99.58 | PASS |
| 11G | 2412 | 96.99 | PASS |
| 11G | 2437 | 97.16 | PASS |
| 11G | 2462 | 97.16 | PASS |
| 11N20SISO | 2412 | 96.78 | PASS |
| 11N20SISO | 2437 | 96.96 | PASS |
| 11N20SISO | 2462 | 96.96 | PASS |
| 11N40SISO | 2422 | 94.07 | PASS |
| 11N40SISO | 2437 | 94.05 | PASS |
| 11N40SISO | 2452 | 94.07 | PASS |

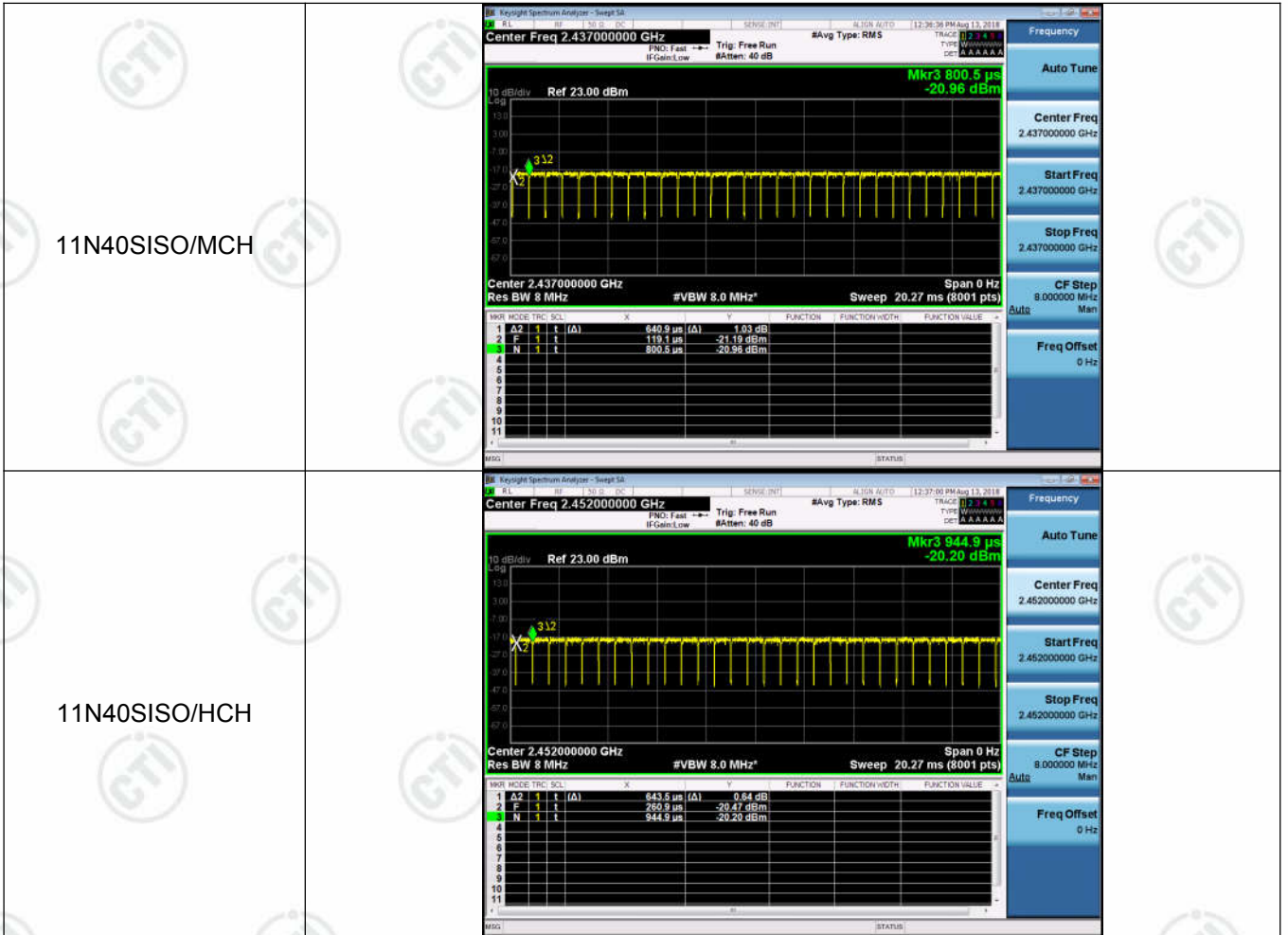
Duty Cycle Test Graph



| <p>11B/MCH</p> | <p>Center Freq 2.437000000 GHz</p> <p>Mkr3 11.58 ms -4.46 dBm</p> <p>Ref 23.00 dBm</p> <p>Center 2.437000000 GHz #VBW 8.0 MHz* Sweep 20.27 ms (8001 pts)</p> <table border="1"> <thead> <tr> <th>MKR</th> <th>MODE</th> <th>TRIG</th> <th>SCL</th> <th>X</th> <th>Y</th> <th>FUNCTION</th> <th>FUNCTION WIDTH</th> <th>FUNCTION VALUE</th> </tr> </thead> <tbody> <tr> <td>1</td> <td>A2</td> <td>1</td> <td>t</td> <td>(A)</td> <td>8.380 ms</td> <td>(A)</td> <td>0.03 dB</td> <td></td> </tr> <tr> <td>2</td> <td>F</td> <td>1</td> <td>t</td> <td></td> <td>3.172 ms</td> <td></td> <td>-4.46 dBm</td> <td></td> </tr> <tr> <td>3</td> <td>N</td> <td>1</td> <td>t</td> <td></td> <td>11.58 ms</td> <td></td> <td>-4.46 dBm</td> <td></td> </tr> </tbody> </table> | MKR | MODE | TRIG | SCL | X | Y | FUNCTION | FUNCTION WIDTH | FUNCTION VALUE | 1 | A2 | 1 | t | (A) | 8.380 ms | (A) | 0.03 dB | | 2 | F | 1 | t | | 3.172 ms | | -4.46 dBm | | 3 | N | 1 | t | | 11.58 ms | | -4.46 dBm | |
|----------------|--|------|------|------|----------|----------|----------------|----------------|----------------|----------------|---|----|---|---|-----|----------|-----|----------|--|---|---|---|---|--|----------|--|------------|--|---|---|---|---|--|----------|--|------------|--|
| MKR | MODE | TRIG | SCL | X | Y | FUNCTION | FUNCTION WIDTH | FUNCTION VALUE | | | | | | | | | | | | | | | | | | | | | | | | | | | | | |
| 1 | A2 | 1 | t | (A) | 8.380 ms | (A) | 0.03 dB | | | | | | | | | | | | | | | | | | | | | | | | | | | | | | |
| 2 | F | 1 | t | | 3.172 ms | | -4.46 dBm | | | | | | | | | | | | | | | | | | | | | | | | | | | | | | |
| 3 | N | 1 | t | | 11.58 ms | | -4.46 dBm | | | | | | | | | | | | | | | | | | | | | | | | | | | | | | |
| <p>11B/HCH</p> | <p>Center Freq 2.462000000 GHz</p> <p>Mkr3 15.74 ms -4.67 dBm</p> <p>Ref 23.00 dBm</p> <p>Center 2.462000000 GHz #VBW 8.0 MHz* Sweep 20.27 ms (8001 pts)</p> <table border="1"> <thead> <tr> <th>MKR</th> <th>MODE</th> <th>TRIG</th> <th>SCL</th> <th>X</th> <th>Y</th> <th>FUNCTION</th> <th>FUNCTION WIDTH</th> <th>FUNCTION VALUE</th> </tr> </thead> <tbody> <tr> <td>1</td> <td>A2</td> <td>1</td> <td>t</td> <td>(A)</td> <td>8.378 ms</td> <td>(A)</td> <td>-0.35 dB</td> <td></td> </tr> <tr> <td>2</td> <td>F</td> <td>1</td> <td>t</td> <td></td> <td>2.735 ms</td> <td></td> <td>-4.67 dBm</td> <td></td> </tr> <tr> <td>3</td> <td>N</td> <td>1</td> <td>t</td> <td></td> <td>15.74 ms</td> <td></td> <td>-4.67 dBm</td> <td></td> </tr> </tbody> </table> | MKR | MODE | TRIG | SCL | X | Y | FUNCTION | FUNCTION WIDTH | FUNCTION VALUE | 1 | A2 | 1 | t | (A) | 8.378 ms | (A) | -0.35 dB | | 2 | F | 1 | t | | 2.735 ms | | -4.67 dBm | | 3 | N | 1 | t | | 15.74 ms | | -4.67 dBm | |
| MKR | MODE | TRIG | SCL | X | Y | FUNCTION | FUNCTION WIDTH | FUNCTION VALUE | | | | | | | | | | | | | | | | | | | | | | | | | | | | | |
| 1 | A2 | 1 | t | (A) | 8.378 ms | (A) | -0.35 dB | | | | | | | | | | | | | | | | | | | | | | | | | | | | | | |
| 2 | F | 1 | t | | 2.735 ms | | -4.67 dBm | | | | | | | | | | | | | | | | | | | | | | | | | | | | | | |
| 3 | N | 1 | t | | 15.74 ms | | -4.67 dBm | | | | | | | | | | | | | | | | | | | | | | | | | | | | | | |
| <p>11G/LCH</p> | <p>Center Freq 2.412000000 GHz</p> <p>Mkr3 2.723 ms -13.75 dBm</p> <p>Ref 23.00 dBm</p> <p>Center 2.412000000 GHz #VBW 8.0 MHz* Sweep 20.27 ms (8001 pts)</p> <table border="1"> <thead> <tr> <th>MKR</th> <th>MODE</th> <th>TRIG</th> <th>SCL</th> <th>X</th> <th>Y</th> <th>FUNCTION</th> <th>FUNCTION WIDTH</th> <th>FUNCTION VALUE</th> </tr> </thead> <tbody> <tr> <td>1</td> <td>A2</td> <td>1</td> <td>t</td> <td>(A)</td> <td>1.386 ms</td> <td>(A)</td> <td>-0.17 dB</td> <td></td> </tr> <tr> <td>2</td> <td>F</td> <td>1</td> <td>t</td> <td></td> <td>1.295 ms</td> <td></td> <td>-13.66 dBm</td> <td></td> </tr> <tr> <td>3</td> <td>N</td> <td>1</td> <td>t</td> <td></td> <td>2.723 ms</td> <td></td> <td>-13.75 dBm</td> <td></td> </tr> </tbody> </table> | MKR | MODE | TRIG | SCL | X | Y | FUNCTION | FUNCTION WIDTH | FUNCTION VALUE | 1 | A2 | 1 | t | (A) | 1.386 ms | (A) | -0.17 dB | | 2 | F | 1 | t | | 1.295 ms | | -13.66 dBm | | 3 | N | 1 | t | | 2.723 ms | | -13.75 dBm | |
| MKR | MODE | TRIG | SCL | X | Y | FUNCTION | FUNCTION WIDTH | FUNCTION VALUE | | | | | | | | | | | | | | | | | | | | | | | | | | | | | |
| 1 | A2 | 1 | t | (A) | 1.386 ms | (A) | -0.17 dB | | | | | | | | | | | | | | | | | | | | | | | | | | | | | | |
| 2 | F | 1 | t | | 1.295 ms | | -13.66 dBm | | | | | | | | | | | | | | | | | | | | | | | | | | | | | | |
| 3 | N | 1 | t | | 2.723 ms | | -13.75 dBm | | | | | | | | | | | | | | | | | | | | | | | | | | | | | | |

| <p>11G/MCH</p> | <p>Center Freq 2.437000000 GHz</p> <p>Mkr3 2.675 ms -13.01 dBm</p> <p>Center 2.437000000 GHz #VBW 8.0 MHz* Sweep 20.27 ms (8001 pts)</p> <table border="1"> <thead> <tr> <th>MKR</th> <th>MODE</th> <th>TRIG</th> <th>SCL</th> <th>X</th> <th>Y</th> <th>FUNCTION</th> <th>FUNCTION WIDTH</th> <th>FUNCTION VALUE</th> </tr> </thead> <tbody> <tr> <td>1</td> <td>AZ</td> <td>1</td> <td>t</td> <td>(A)</td> <td>1.388 ms</td> <td>(A)</td> <td>0.17 dB</td> <td></td> </tr> <tr> <td>2</td> <td>F</td> <td>1</td> <td>t</td> <td></td> <td>1.249 ms</td> <td></td> <td>-12.93 dBm</td> <td></td> </tr> <tr> <td>3</td> <td>N</td> <td>1</td> <td>t</td> <td></td> <td>2.675 ms</td> <td></td> <td>-13.01 dBm</td> <td></td> </tr> </tbody> </table> | MKR | MODE | TRIG | SCL | X | Y | FUNCTION | FUNCTION WIDTH | FUNCTION VALUE | 1 | AZ | 1 | t | (A) | 1.388 ms | (A) | 0.17 dB | | 2 | F | 1 | t | | 1.249 ms | | -12.93 dBm | | 3 | N | 1 | t | | 2.675 ms | | -13.01 dBm | |
|----------------------|---|------|------|------|----------|----------|----------------|----------------|----------------|----------------|---|----|---|---|-----|----------|-----|----------|--|---|---|---|---|--|----------|--|------------|--|---|---|---|---|--|----------|--|------------|--|
| MKR | MODE | TRIG | SCL | X | Y | FUNCTION | FUNCTION WIDTH | FUNCTION VALUE | | | | | | | | | | | | | | | | | | | | | | | | | | | | | |
| 1 | AZ | 1 | t | (A) | 1.388 ms | (A) | 0.17 dB | | | | | | | | | | | | | | | | | | | | | | | | | | | | | | |
| 2 | F | 1 | t | | 1.249 ms | | -12.93 dBm | | | | | | | | | | | | | | | | | | | | | | | | | | | | | | |
| 3 | N | 1 | t | | 2.675 ms | | -13.01 dBm | | | | | | | | | | | | | | | | | | | | | | | | | | | | | | |
| <p>11G/HCH</p> | <p>Center Freq 2.462000000 GHz</p> <p>Mkr3 2.174 ms -12.99 dBm</p> <p>Center 2.462000000 GHz #VBW 8.0 MHz* Sweep 20.27 ms (8001 pts)</p> <table border="1"> <thead> <tr> <th>MKR</th> <th>MODE</th> <th>TRIG</th> <th>SCL</th> <th>X</th> <th>Y</th> <th>FUNCTION</th> <th>FUNCTION WIDTH</th> <th>FUNCTION VALUE</th> </tr> </thead> <tbody> <tr> <td>1</td> <td>AZ</td> <td>1</td> <td>t</td> <td>(A)</td> <td>1.388 ms</td> <td>(A)</td> <td>-0.17 dB</td> <td></td> </tr> <tr> <td>2</td> <td>F</td> <td>1</td> <td>t</td> <td></td> <td>1.249 ms</td> <td></td> <td>-12.93 dBm</td> <td></td> </tr> <tr> <td>3</td> <td>N</td> <td>1</td> <td>t</td> <td></td> <td>2.174 ms</td> <td></td> <td>-12.99 dBm</td> <td></td> </tr> </tbody> </table> | MKR | MODE | TRIG | SCL | X | Y | FUNCTION | FUNCTION WIDTH | FUNCTION VALUE | 1 | AZ | 1 | t | (A) | 1.388 ms | (A) | -0.17 dB | | 2 | F | 1 | t | | 1.249 ms | | -12.93 dBm | | 3 | N | 1 | t | | 2.174 ms | | -12.99 dBm | |
| MKR | MODE | TRIG | SCL | X | Y | FUNCTION | FUNCTION WIDTH | FUNCTION VALUE | | | | | | | | | | | | | | | | | | | | | | | | | | | | | |
| 1 | AZ | 1 | t | (A) | 1.388 ms | (A) | -0.17 dB | | | | | | | | | | | | | | | | | | | | | | | | | | | | | | |
| 2 | F | 1 | t | | 1.249 ms | | -12.93 dBm | | | | | | | | | | | | | | | | | | | | | | | | | | | | | | |
| 3 | N | 1 | t | | 2.174 ms | | -12.99 dBm | | | | | | | | | | | | | | | | | | | | | | | | | | | | | | |
| <p>11N20SISO/LCH</p> | <p>Center Freq 2.412000000 GHz</p> <p>Mkr3 2.044 ms -15.15 dBm</p> <p>Center 2.412000000 GHz #VBW 8.0 MHz* Sweep 20.27 ms (8001 pts)</p> <table border="1"> <thead> <tr> <th>MKR</th> <th>MODE</th> <th>TRIG</th> <th>SCL</th> <th>X</th> <th>Y</th> <th>FUNCTION</th> <th>FUNCTION WIDTH</th> <th>FUNCTION VALUE</th> </tr> </thead> <tbody> <tr> <td>1</td> <td>AZ</td> <td>1</td> <td>t</td> <td>(A)</td> <td>1.285 ms</td> <td>(A)</td> <td>-0.59 dB</td> <td></td> </tr> <tr> <td>2</td> <td>F</td> <td>1</td> <td>t</td> <td></td> <td>706.8 us</td> <td></td> <td>-14.83 dBm</td> <td></td> </tr> <tr> <td>3</td> <td>N</td> <td>1</td> <td>t</td> <td></td> <td>2.044 ms</td> <td></td> <td>-15.15 dBm</td> <td></td> </tr> </tbody> </table> | MKR | MODE | TRIG | SCL | X | Y | FUNCTION | FUNCTION WIDTH | FUNCTION VALUE | 1 | AZ | 1 | t | (A) | 1.285 ms | (A) | -0.59 dB | | 2 | F | 1 | t | | 706.8 us | | -14.83 dBm | | 3 | N | 1 | t | | 2.044 ms | | -15.15 dBm | |
| MKR | MODE | TRIG | SCL | X | Y | FUNCTION | FUNCTION WIDTH | FUNCTION VALUE | | | | | | | | | | | | | | | | | | | | | | | | | | | | | |
| 1 | AZ | 1 | t | (A) | 1.285 ms | (A) | -0.59 dB | | | | | | | | | | | | | | | | | | | | | | | | | | | | | | |
| 2 | F | 1 | t | | 706.8 us | | -14.83 dBm | | | | | | | | | | | | | | | | | | | | | | | | | | | | | | |
| 3 | N | 1 | t | | 2.044 ms | | -15.15 dBm | | | | | | | | | | | | | | | | | | | | | | | | | | | | | | |

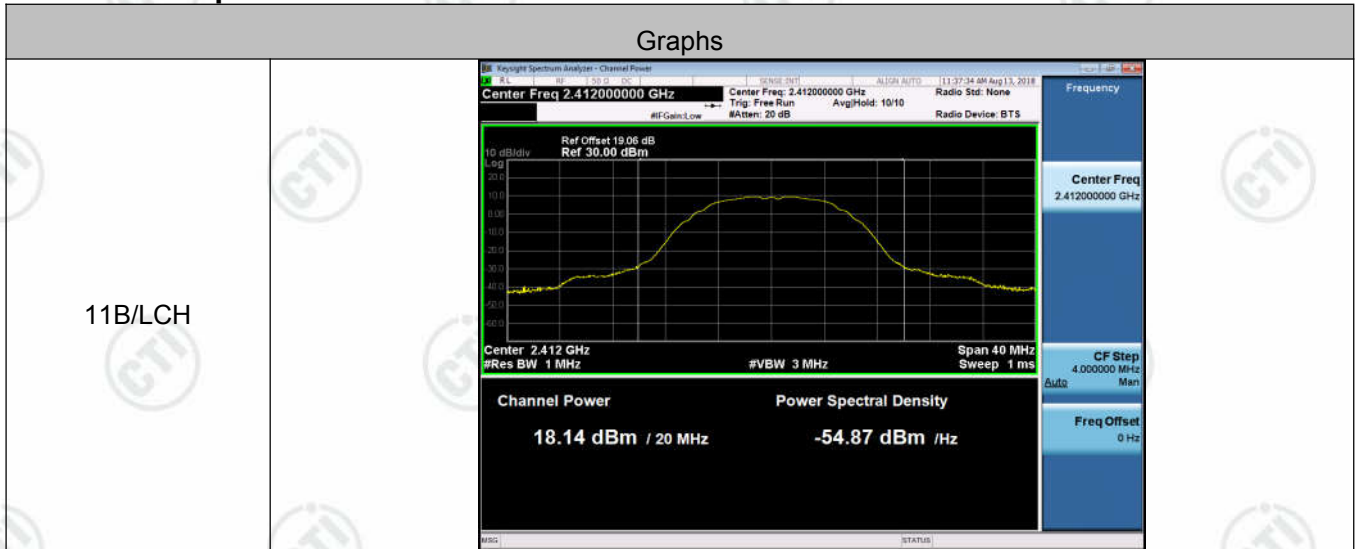
| <p>11N20SISO/MCH</p> | <p>Center Freq 2.437000000 GHz</p> <p>Mkr3 2.156 ms -13.56 dBm</p> <p>Center 2.437000000 GHz #VBW 8.0 MHz* Sweep 20.27 ms (8001 pts)</p> <table border="1"> <thead> <tr> <th>MKR</th> <th>MODE</th> <th>TRIG</th> <th>SCL</th> <th>X</th> <th>Y</th> <th>FUNCTION</th> <th>FUNCTION WIDTH</th> <th>FUNCTION VALUE</th> </tr> </thead> <tbody> <tr> <td>1</td> <td>AZ</td> <td>1</td> <td>t</td> <td>(A)</td> <td>1.295 ms</td> <td>(A)</td> <td></td> <td>-0.29 dB</td> </tr> <tr> <td>2</td> <td>F</td> <td>1</td> <td>t</td> <td></td> <td>820.8 μs</td> <td></td> <td></td> <td>-13.56 dBm</td> </tr> <tr> <td>3</td> <td>N</td> <td>1</td> <td>t</td> <td></td> <td>2.156 ms</td> <td></td> <td></td> <td>-13.56 dBm</td> </tr> </tbody> </table> | MKR | MODE | TRIG | SCL | X | Y | FUNCTION | FUNCTION WIDTH | FUNCTION VALUE | 1 | AZ | 1 | t | (A) | 1.295 ms | (A) | | -0.29 dB | 2 | F | 1 | t | | 820.8 μs | | | -13.56 dBm | 3 | N | 1 | t | | 2.156 ms | | | -13.56 dBm |
|----------------------|---|------|------|------|----------|----------|----------------|----------------|----------------|----------------|---|----|---|---|-----|----------|-----|--|----------|---|---|---|---|--|----------|--|--|------------|---|---|---|---|--|----------|--|--|------------|
| MKR | MODE | TRIG | SCL | X | Y | FUNCTION | FUNCTION WIDTH | FUNCTION VALUE | | | | | | | | | | | | | | | | | | | | | | | | | | | | | |
| 1 | AZ | 1 | t | (A) | 1.295 ms | (A) | | -0.29 dB | | | | | | | | | | | | | | | | | | | | | | | | | | | | | |
| 2 | F | 1 | t | | 820.8 μs | | | -13.56 dBm | | | | | | | | | | | | | | | | | | | | | | | | | | | | | |
| 3 | N | 1 | t | | 2.156 ms | | | -13.56 dBm | | | | | | | | | | | | | | | | | | | | | | | | | | | | | |
| <p>11N20SISO/HCH</p> | <p>Center Freq 2.462000000 GHz</p> <p>Mkr3 2.422 ms -14.62 dBm</p> <p>Center 2.462000000 GHz #VBW 8.0 MHz* Sweep 20.27 ms (8001 pts)</p> <table border="1"> <thead> <tr> <th>MKR</th> <th>MODE</th> <th>TRIG</th> <th>SCL</th> <th>X</th> <th>Y</th> <th>FUNCTION</th> <th>FUNCTION WIDTH</th> <th>FUNCTION VALUE</th> </tr> </thead> <tbody> <tr> <td>1</td> <td>AZ</td> <td>1</td> <td>t</td> <td>(A)</td> <td>1.295 ms</td> <td>(A)</td> <td></td> <td>-0.39 dB</td> </tr> <tr> <td>2</td> <td>F</td> <td>1</td> <td>t</td> <td></td> <td>1.037 ms</td> <td></td> <td></td> <td>-14.62 dBm</td> </tr> <tr> <td>3</td> <td>N</td> <td>1</td> <td>t</td> <td></td> <td>2.422 ms</td> <td></td> <td></td> <td>-14.62 dBm</td> </tr> </tbody> </table> | MKR | MODE | TRIG | SCL | X | Y | FUNCTION | FUNCTION WIDTH | FUNCTION VALUE | 1 | AZ | 1 | t | (A) | 1.295 ms | (A) | | -0.39 dB | 2 | F | 1 | t | | 1.037 ms | | | -14.62 dBm | 3 | N | 1 | t | | 2.422 ms | | | -14.62 dBm |
| MKR | MODE | TRIG | SCL | X | Y | FUNCTION | FUNCTION WIDTH | FUNCTION VALUE | | | | | | | | | | | | | | | | | | | | | | | | | | | | | |
| 1 | AZ | 1 | t | (A) | 1.295 ms | (A) | | -0.39 dB | | | | | | | | | | | | | | | | | | | | | | | | | | | | | |
| 2 | F | 1 | t | | 1.037 ms | | | -14.62 dBm | | | | | | | | | | | | | | | | | | | | | | | | | | | | | |
| 3 | N | 1 | t | | 2.422 ms | | | -14.62 dBm | | | | | | | | | | | | | | | | | | | | | | | | | | | | | |
| <p>11N40SISO/LCH</p> | <p>Center Freq 2.422000000 GHz</p> <p>Mkr3 765.1 μs -20.38 dBm</p> <p>Center 2.422000000 GHz #VBW 8.0 MHz* Sweep 20.27 ms (8001 pts)</p> <table border="1"> <thead> <tr> <th>MKR</th> <th>MODE</th> <th>TRIG</th> <th>SCL</th> <th>X</th> <th>Y</th> <th>FUNCTION</th> <th>FUNCTION WIDTH</th> <th>FUNCTION VALUE</th> </tr> </thead> <tbody> <tr> <td>1</td> <td>AZ</td> <td>1</td> <td>t</td> <td>(A)</td> <td>843.5 μs</td> <td>(A)</td> <td></td> <td>-1.93 dB</td> </tr> <tr> <td>2</td> <td>F</td> <td>1</td> <td>t</td> <td></td> <td>81.07 μs</td> <td></td> <td></td> <td>-20.27 dBm</td> </tr> <tr> <td>3</td> <td>N</td> <td>1</td> <td>t</td> <td></td> <td>765.1 μs</td> <td></td> <td></td> <td>-20.38 dBm</td> </tr> </tbody> </table> | MKR | MODE | TRIG | SCL | X | Y | FUNCTION | FUNCTION WIDTH | FUNCTION VALUE | 1 | AZ | 1 | t | (A) | 843.5 μs | (A) | | -1.93 dB | 2 | F | 1 | t | | 81.07 μs | | | -20.27 dBm | 3 | N | 1 | t | | 765.1 μs | | | -20.38 dBm |
| MKR | MODE | TRIG | SCL | X | Y | FUNCTION | FUNCTION WIDTH | FUNCTION VALUE | | | | | | | | | | | | | | | | | | | | | | | | | | | | | |
| 1 | AZ | 1 | t | (A) | 843.5 μs | (A) | | -1.93 dB | | | | | | | | | | | | | | | | | | | | | | | | | | | | | |
| 2 | F | 1 | t | | 81.07 μs | | | -20.27 dBm | | | | | | | | | | | | | | | | | | | | | | | | | | | | | |
| 3 | N | 1 | t | | 765.1 μs | | | -20.38 dBm | | | | | | | | | | | | | | | | | | | | | | | | | | | | | |


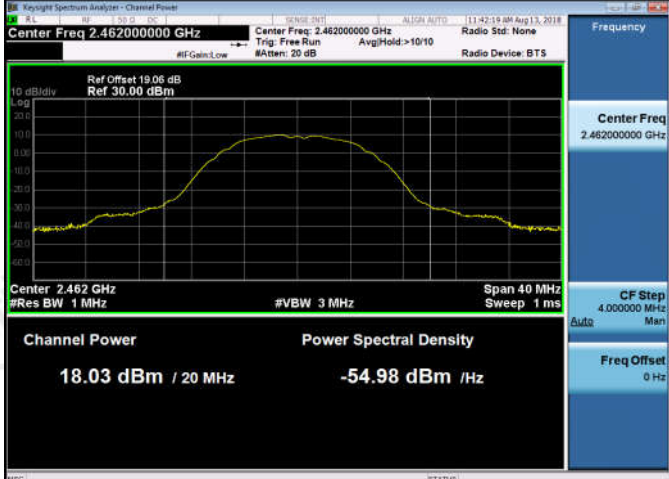
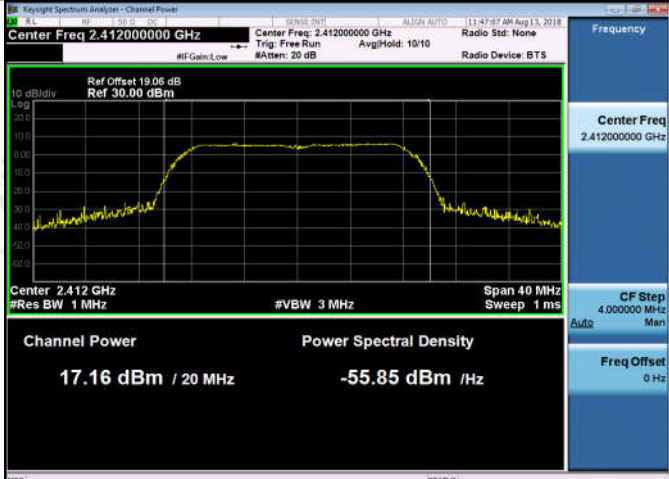


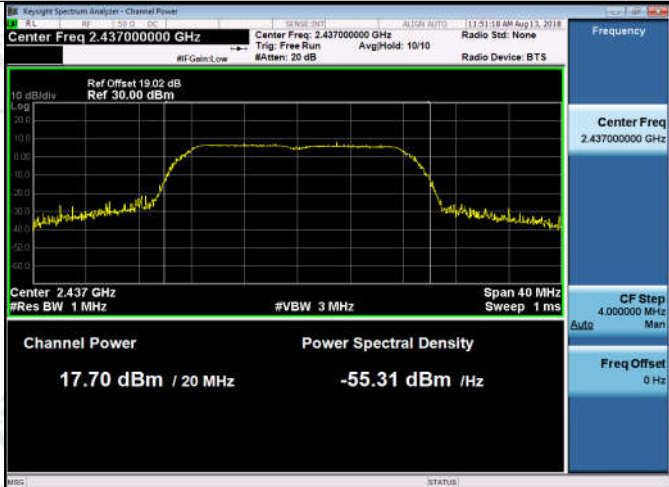
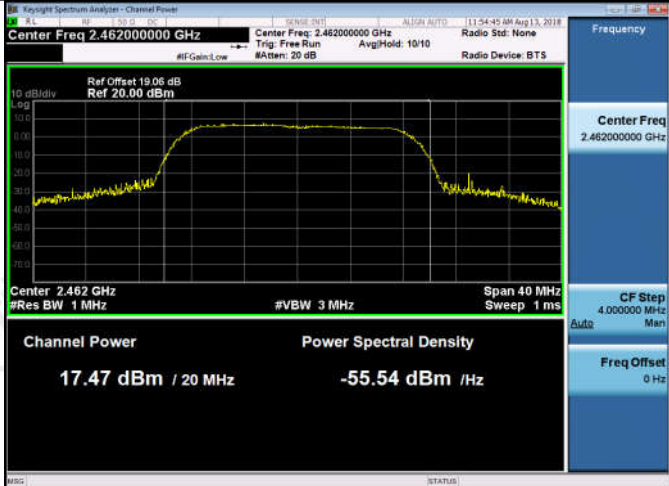
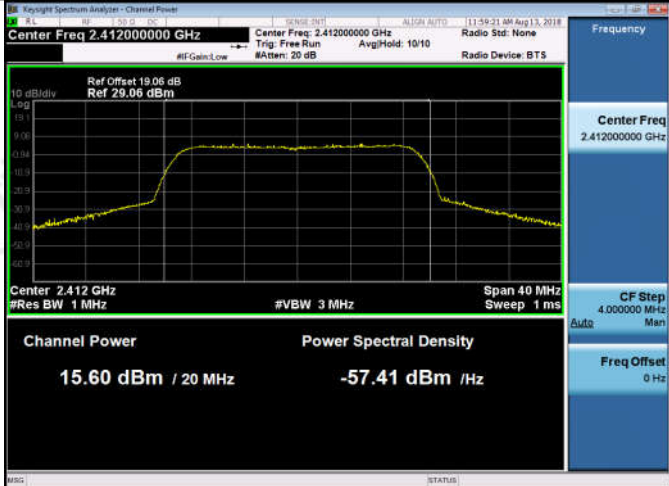
Result Table


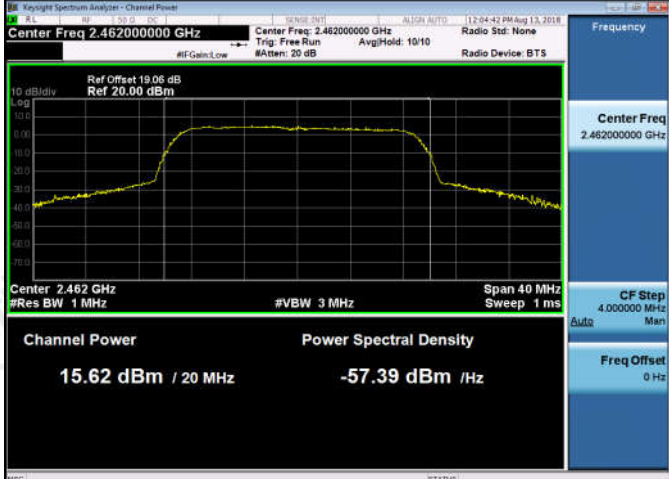
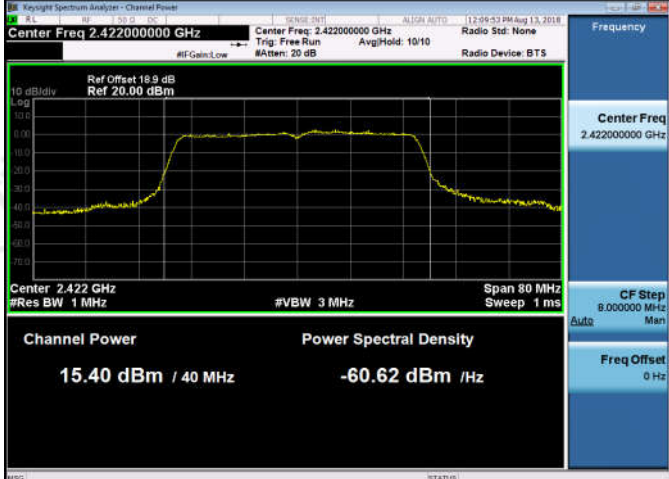
| Mode | Channel | Conducted Peak Output Power [dBm] | Av.Power [dBm] | Verdict |
|-----------|---------|-----------------------------------|----------------|---------|
| 11B | LCH | 18.14 | 18.14 | Pass |
| 11B | MCH | 18.38 | 18.38 | Pass |
| 11B | HCH | 18.03 | 18.03 | Pass |
| 11G | LCH | 17.16 | 16.89 | Pass |
| 11G | MCH | 17.70 | 17.66 | Pass |
| 11G | HCH | 17.47 | 17.22 | Pass |
| 11N20SISO | LCH | 15.60 | 15.32 | Pass |
| 11N20SISO | MCH | 16.33 | 16.06 | Pass |
| 11N20SISO | HCH | 15.62 | 15.35 | Pass |
| 11N40SISO | LCH | 15.40 | 14.87 | Pass |
| 11N40SISO | MCH | 15.69 | 15.16 | Pass |
| 11N40SISO | HCH | 15.51 | 14.98 | Pass |

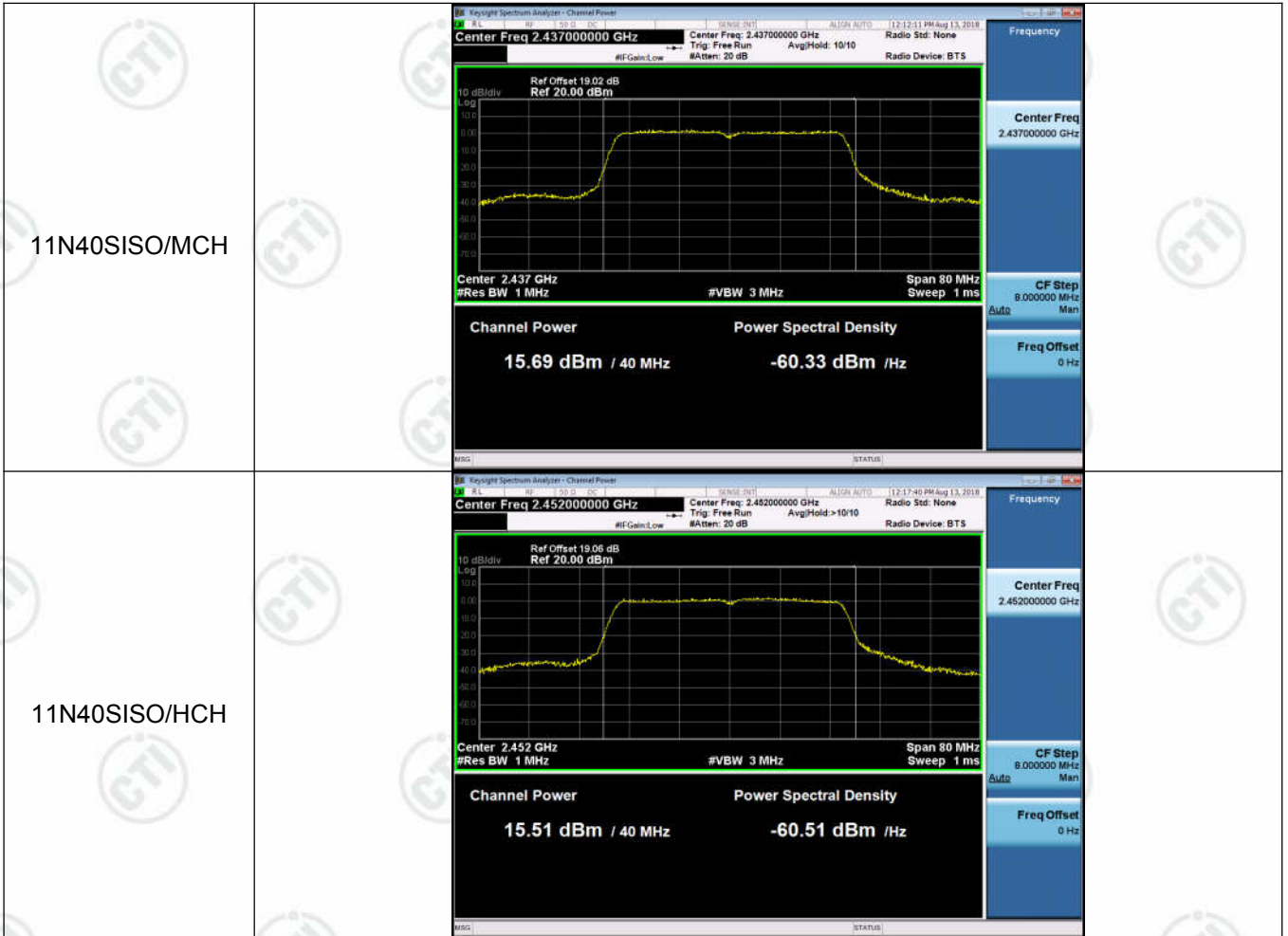
Test Graph



| | |
|----------------|---|
| <p>11B/MCH</p> |  <p>Keysight Spectrum Analyzer - Channel Power</p> <p>Center Freq: 2.437000000 GHz</p> <p>Ref Offset: 19.02 dB, Ref: 30.00 dBm</p> <p>Channel Power: 18.38 dBm / 20 MHz</p> <p>Power Spectral Density: -54.63 dBm / Hz</p> <p>Center: 2.437 GHz, #Res BW: 1 MHz, #VBW: 3 MHz, Span: 40 MHz, Sweep: 1 ms</p> |
| <p>11B/HCH</p> |  <p>Keysight Spectrum Analyzer - Channel Power</p> <p>Center Freq: 2.462000000 GHz</p> <p>Ref Offset: 19.06 dB, Ref: 30.00 dBm</p> <p>Channel Power: 18.03 dBm / 20 MHz</p> <p>Power Spectral Density: -54.98 dBm / Hz</p> <p>Center: 2.462 GHz, #Res BW: 1 MHz, #VBW: 3 MHz, Span: 40 MHz, Sweep: 1 ms</p> |
| <p>11G/LCH</p> |  <p>Keysight Spectrum Analyzer - Channel Power</p> <p>Center Freq: 2.412000000 GHz</p> <p>Ref Offset: 19.06 dB, Ref: 30.00 dBm</p> <p>Channel Power: 17.16 dBm / 20 MHz</p> <p>Power Spectral Density: -55.85 dBm / Hz</p> <p>Center: 2.412 GHz, #Res BW: 1 MHz, #VBW: 3 MHz, Span: 40 MHz, Sweep: 1 ms</p> |

| | |
|----------------------|---|
| <p>11G/MCH</p> |  <p>Keysight Spectrum Analyzer - Channel Power</p> <p>Center Freq 2.437000000 GHz Center Freq: 2.437000000 GHz Radio Std: None</p> <p>Ref Offset 19.02 dB Ref 30.00 dBm</p> <p>Channel Power: 17.70 dBm / 20 MHz Power Spectral Density: -55.31 dBm /Hz</p> <p>Center 2.437 GHz #Res BW 1 MHz #VBW 3 MHz Span 40 MHz Sweep 1 ms</p> |
| <p>11G/HCH</p> |  <p>Keysight Spectrum Analyzer - Channel Power</p> <p>Center Freq 2.462000000 GHz Center Freq: 2.462000000 GHz Radio Std: None</p> <p>Ref Offset 19.06 dB Ref 20.00 dBm</p> <p>Channel Power: 17.47 dBm / 20 MHz Power Spectral Density: -55.54 dBm /Hz</p> <p>Center 2.462 GHz #Res BW 1 MHz #VBW 3 MHz Span 40 MHz Sweep 1 ms</p> |
| <p>11N20SISO/LCH</p> |  <p>Keysight Spectrum Analyzer - Channel Power</p> <p>Center Freq 2.412000000 GHz Center Freq: 2.412000000 GHz Radio Std: None</p> <p>Ref Offset 19.06 dB Ref 29.06 dBm</p> <p>Channel Power: 15.60 dBm / 20 MHz Power Spectral Density: -57.41 dBm /Hz</p> <p>Center 2.412 GHz #Res BW 1 MHz #VBW 3 MHz Span 40 MHz Sweep 1 ms</p> |

| | |
|----------------------|--|
| <p>11N20SISO/MCH</p> |  <p>Keysight Spectrum Analyzer - Channel Power</p> <p>Center Freq: 2.437000000 GHz</p> <p>Ref Offset: 19.02 dB Ref: 20.00 dBm</p> <p>Channel Power: 16.33 dBm / 20 MHz</p> <p>Power Spectral Density: -56.68 dBm /Hz</p> <p>Center: 2.437 GHz #Res BW: 1 MHz #VBW: 3 MHz Span: 40 MHz Sweep: 1 ms</p> |
| <p>11N20SISO/HCH</p> |  <p>Keysight Spectrum Analyzer - Channel Power</p> <p>Center Freq: 2.462000000 GHz</p> <p>Ref Offset: 19.06 dB Ref: 20.00 dBm</p> <p>Channel Power: 15.62 dBm / 20 MHz</p> <p>Power Spectral Density: -57.39 dBm /Hz</p> <p>Center: 2.462 GHz #Res BW: 1 MHz #VBW: 3 MHz Span: 40 MHz Sweep: 1 ms</p> |
| <p>11N40SISO/LCH</p> |  <p>Keysight Spectrum Analyzer - Channel Power</p> <p>Center Freq: 2.422000000 GHz</p> <p>Ref Offset: 19.9 dB Ref: 20.00 dBm</p> <p>Channel Power: 15.40 dBm / 40 MHz</p> <p>Power Spectral Density: -60.62 dBm /Hz</p> <p>Center: 2.422 GHz #Res BW: 1 MHz #VBW: 3 MHz Span: 80 MHz Sweep: 1 ms</p> |

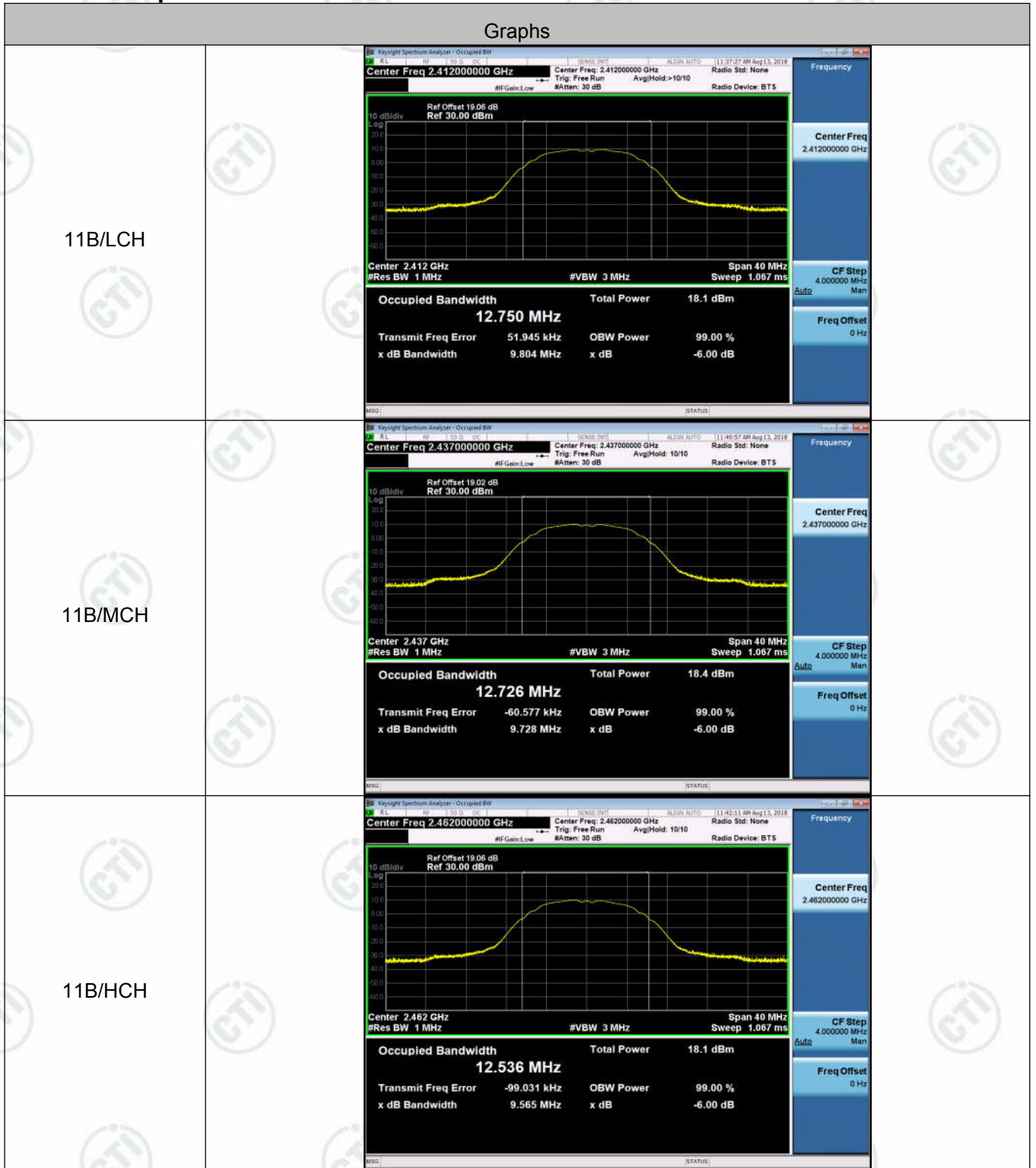


Appendix B) 6dB Occupied Bandwidth

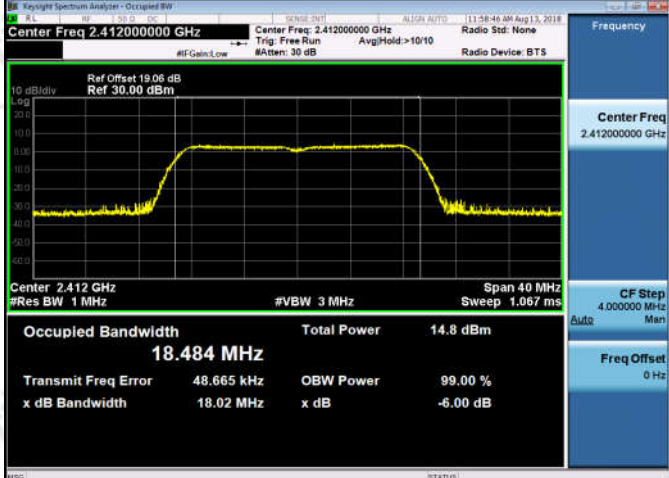
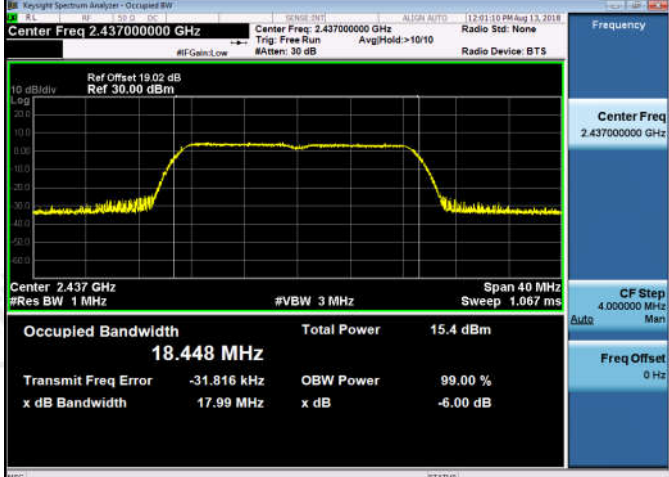
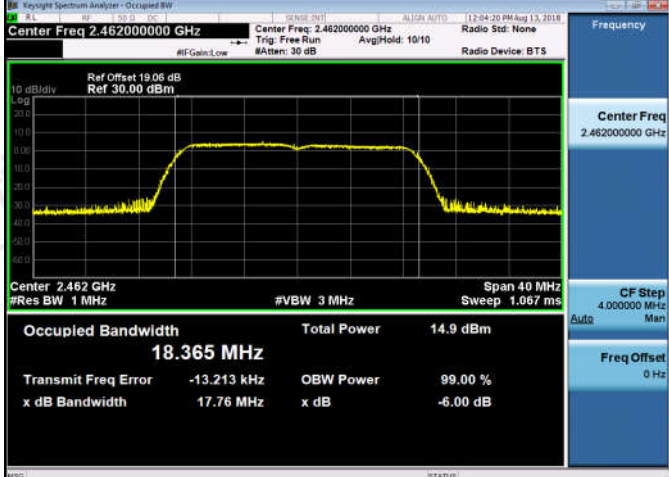
Result Table

| Mode | Channel | 6dB Bandwidth [MHz] | 99% OBW [MHz] | Verdict | Remark |
|-----------|---------|---------------------|---------------|---------|---------------|
| 11B | LCH | 9.804 | 12.750 | PASS | Peak detector |
| 11B | MCH | 9.728 | 12.726 | PASS | |
| 11B | HCH | 9.565 | 12.536 | PASS | |
| 11G | LCH | 17.13 | 17.900 | PASS | |
| 11G | MCH | 17.17 | 17.784 | PASS | |
| 11G | HCH | 16.43 | 17.676 | PASS | |
| 11N20SISO | LCH | 18.02 | 18.484 | PASS | |
| 11N20SISO | MCH | 17.99 | 18.448 | PASS | |
| 11N20SISO | HCH | 17.76 | 18.365 | PASS | |
| 11N40SISO | LCH | 36.06 | 36.405 | PASS | |
| 11N40SISO | MCH | 36.65 | 36.574 | PASS | |
| 11N40SISO | HCH | 35.93 | 36.436 | PASS | |

Test Graph



| | |
|----------------|---|
| <p>11G/LCH</p> | <p>Center Freq: 2.412000000 GHz</p> <p>Center Freq: 2.412000000 GHz</p> <p>Radio Std: None</p> <p>Ref Offset 19.06 dB Ref 30.00 dBm</p> <p>Center 2.412 GHz #Res BW 1 MHz #VBW 3 MHz Span 40 MHz Sweep 1.067 ms</p> <p>Occupied Bandwidth 17.900 MHz Total Power 16.7 dBm</p> <p>Transmit Freq Error 63.607 kHz OBW Power 99.00 %</p> <p>x dB Bandwidth 17.13 MHz x dB -6.00 dB</p> |
| <p>11G/MCH</p> | <p>Center Freq: 2.437000000 GHz</p> <p>Center Freq: 2.437000000 GHz</p> <p>Radio Std: None</p> <p>Ref Offset 19.02 dB Ref 30.00 dBm</p> <p>Center 2.437 GHz #Res BW 1 MHz #VBW 3 MHz Span 40 MHz Sweep 1.067 ms</p> <p>Occupied Bandwidth 17.784 MHz Total Power 17.2 dBm</p> <p>Transmit Freq Error -40.603 kHz OBW Power 99.00 %</p> <p>x dB Bandwidth 17.17 MHz x dB -6.00 dB</p> |
| <p>11G/HCH</p> | <p>Center Freq: 2.462000000 GHz</p> <p>Center Freq: 2.462000000 GHz</p> <p>Radio Std: None</p> <p>Ref Offset 19.06 dB Ref 30.00 dBm</p> <p>Center 2.462 GHz #Res BW 1 MHz #VBW 3 MHz Span 40 MHz Sweep 1.067 ms</p> <p>Occupied Bandwidth 17.676 MHz Total Power 16.8 dBm</p> <p>Transmit Freq Error -39.411 kHz OBW Power 99.00 %</p> <p>x dB Bandwidth 16.43 MHz x dB -6.00 dB</p> |

| | | | | | | | | | | | | | | | | | | | |
|----------------------|--|--------------------|-------------|----------|-------------------|--|--|---------------------|-----------|---------|-------------|--|--|----------------|------|----------|-----------|--|--|
| <p>11N20SISO/LCH</p> |  <p>Center Freq: 2.412000000 GHz</p> <p>Center Freq: 2.412000000 GHz</p> <p>Radio Std: None</p> <p>Ref Offset 19.06 dB Ref 30.00 dBm</p> <p>Center 2.412 GHz #Res BW 1 MHz</p> <p>#VBW 3 MHz Span 40 MHz Sweep 1.067 ms</p> <table border="1"> <tr> <td>Occupied Bandwidth</td> <td>Total Power</td> <td>14.8 dBm</td> </tr> <tr> <td colspan="3">18.484 MHz</td> </tr> <tr> <td>Transmit Freq Error</td> <td>OBW Power</td> <td>99.00 %</td> </tr> <tr> <td>48.665 kHz</td> <td></td> <td></td> </tr> <tr> <td>x dB Bandwidth</td> <td>x dB</td> <td>-6.00 dB</td> </tr> <tr> <td>18.02 MHz</td> <td></td> <td></td> </tr> </table> | Occupied Bandwidth | Total Power | 14.8 dBm | 18.484 MHz | | | Transmit Freq Error | OBW Power | 99.00 % | 48.665 kHz | | | x dB Bandwidth | x dB | -6.00 dB | 18.02 MHz | | |
| Occupied Bandwidth | Total Power | 14.8 dBm | | | | | | | | | | | | | | | | | |
| 18.484 MHz | | | | | | | | | | | | | | | | | | | |
| Transmit Freq Error | OBW Power | 99.00 % | | | | | | | | | | | | | | | | | |
| 48.665 kHz | | | | | | | | | | | | | | | | | | | |
| x dB Bandwidth | x dB | -6.00 dB | | | | | | | | | | | | | | | | | |
| 18.02 MHz | | | | | | | | | | | | | | | | | | | |
| <p>11N20SISO/MCH</p> |  <p>Center Freq: 2.437000000 GHz</p> <p>Center Freq: 2.437000000 GHz</p> <p>Radio Std: None</p> <p>Ref Offset 19.02 dB Ref 30.00 dBm</p> <p>Center 2.437 GHz #Res BW 1 MHz</p> <p>#VBW 3 MHz Span 40 MHz Sweep 1.067 ms</p> <table border="1"> <tr> <td>Occupied Bandwidth</td> <td>Total Power</td> <td>15.4 dBm</td> </tr> <tr> <td colspan="3">18.448 MHz</td> </tr> <tr> <td>Transmit Freq Error</td> <td>OBW Power</td> <td>99.00 %</td> </tr> <tr> <td>-31.816 kHz</td> <td></td> <td></td> </tr> <tr> <td>x dB Bandwidth</td> <td>x dB</td> <td>-6.00 dB</td> </tr> <tr> <td>17.99 MHz</td> <td></td> <td></td> </tr> </table> | Occupied Bandwidth | Total Power | 15.4 dBm | 18.448 MHz | | | Transmit Freq Error | OBW Power | 99.00 % | -31.816 kHz | | | x dB Bandwidth | x dB | -6.00 dB | 17.99 MHz | | |
| Occupied Bandwidth | Total Power | 15.4 dBm | | | | | | | | | | | | | | | | | |
| 18.448 MHz | | | | | | | | | | | | | | | | | | | |
| Transmit Freq Error | OBW Power | 99.00 % | | | | | | | | | | | | | | | | | |
| -31.816 kHz | | | | | | | | | | | | | | | | | | | |
| x dB Bandwidth | x dB | -6.00 dB | | | | | | | | | | | | | | | | | |
| 17.99 MHz | | | | | | | | | | | | | | | | | | | |
| <p>11N20SISO/HCH</p> |  <p>Center Freq: 2.462000000 GHz</p> <p>Center Freq: 2.462000000 GHz</p> <p>Radio Std: None</p> <p>Ref Offset 19.06 dB Ref 30.00 dBm</p> <p>Center 2.462 GHz #Res BW 1 MHz</p> <p>#VBW 3 MHz Span 40 MHz Sweep 1.067 ms</p> <table border="1"> <tr> <td>Occupied Bandwidth</td> <td>Total Power</td> <td>14.9 dBm</td> </tr> <tr> <td colspan="3">18.365 MHz</td> </tr> <tr> <td>Transmit Freq Error</td> <td>OBW Power</td> <td>99.00 %</td> </tr> <tr> <td>-13.213 kHz</td> <td></td> <td></td> </tr> <tr> <td>x dB Bandwidth</td> <td>x dB</td> <td>-6.00 dB</td> </tr> <tr> <td>17.76 MHz</td> <td></td> <td></td> </tr> </table> | Occupied Bandwidth | Total Power | 14.9 dBm | 18.365 MHz | | | Transmit Freq Error | OBW Power | 99.00 % | -13.213 kHz | | | x dB Bandwidth | x dB | -6.00 dB | 17.76 MHz | | |
| Occupied Bandwidth | Total Power | 14.9 dBm | | | | | | | | | | | | | | | | | |
| 18.365 MHz | | | | | | | | | | | | | | | | | | | |
| Transmit Freq Error | OBW Power | 99.00 % | | | | | | | | | | | | | | | | | |
| -13.213 kHz | | | | | | | | | | | | | | | | | | | |
| x dB Bandwidth | x dB | -6.00 dB | | | | | | | | | | | | | | | | | |
| 17.76 MHz | | | | | | | | | | | | | | | | | | | |

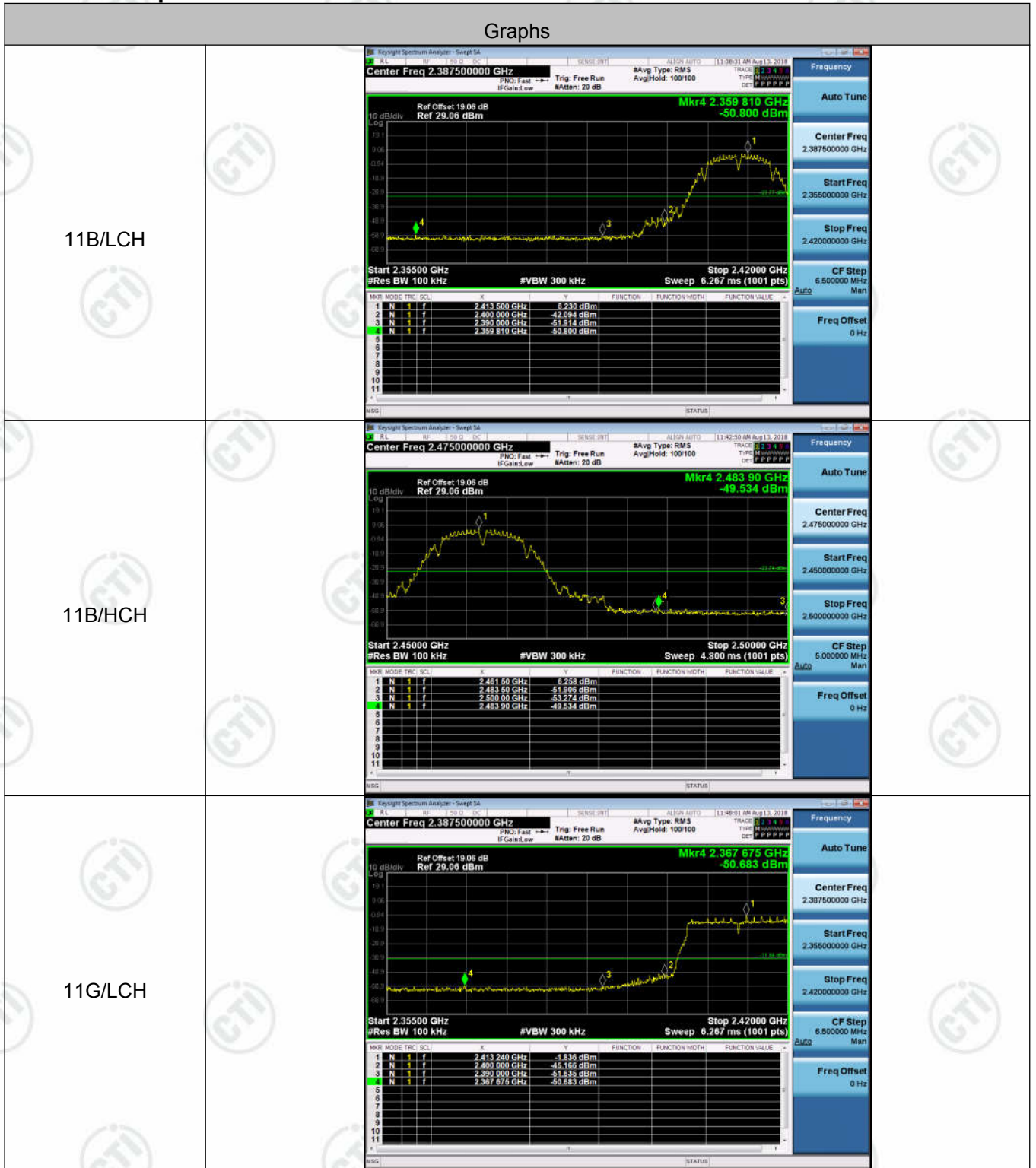
| | |
|----------------------|--|
| <p>11N40SISO/LCH</p> | <p>Center Freq: 2.422000000 GHz</p> <p>Center Freq: 2.422000000 GHz</p> <p>Ref Offset 19.9 dB Ref 30.00 dBm</p> <p>Center 2.422 GHz #Res BW 1 MHz</p> <p>Span 80 MHz Sweep 1.067 ms</p> <p>#VBW 3 MHz</p> <p>Occupied Bandwidth 36.405 MHz Total Power 14.6 dBm</p> <p>Transmit Freq Error 51.273 kHz OBW Power 99.00 %</p> <p>x dB Bandwidth 36.06 MHz x dB -6.00 dB</p> |
| <p>11N40SISO/MCH</p> | <p>Center Freq: 2.437000000 GHz</p> <p>Center Freq: 2.437000000 GHz</p> <p>Ref Offset 19.02 dB Ref 30.00 dBm</p> <p>Center 2.437 GHz #Res BW 1 MHz</p> <p>Span 80 MHz Sweep 1.067 ms</p> <p>#VBW 3 MHz</p> <p>Occupied Bandwidth 36.574 MHz Total Power 14.8 dBm</p> <p>Transmit Freq Error 90.398 kHz OBW Power 99.00 %</p> <p>x dB Bandwidth 36.65 MHz x dB -6.00 dB</p> |
| <p>11N40SISO/HCH</p> | <p>Center Freq: 2.452000000 GHz</p> <p>Center Freq: 2.452000000 GHz</p> <p>Ref Offset 19.06 dB Ref 30.00 dBm</p> <p>Center 2.452 GHz #Res BW 1 MHz</p> <p>Span 80 MHz Sweep 1.067 ms</p> <p>#VBW 3 MHz</p> <p>Occupied Bandwidth 36.436 MHz Total Power 14.8 dBm</p> <p>Transmit Freq Error -14.171 kHz OBW Power 99.00 %</p> <p>x dB Bandwidth 35.93 MHz x dB -6.00 dB</p> |

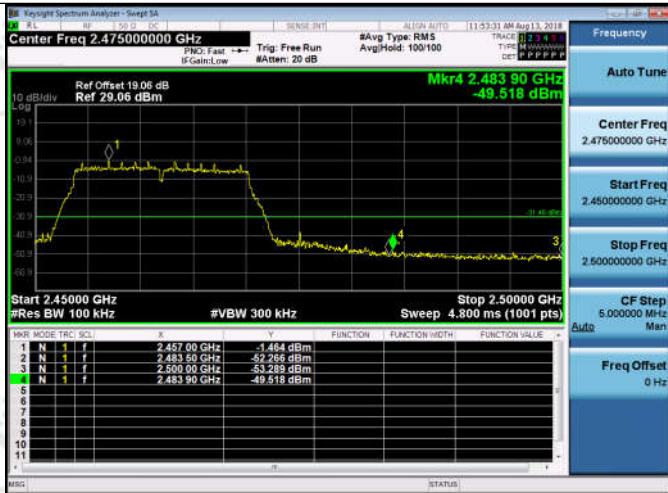
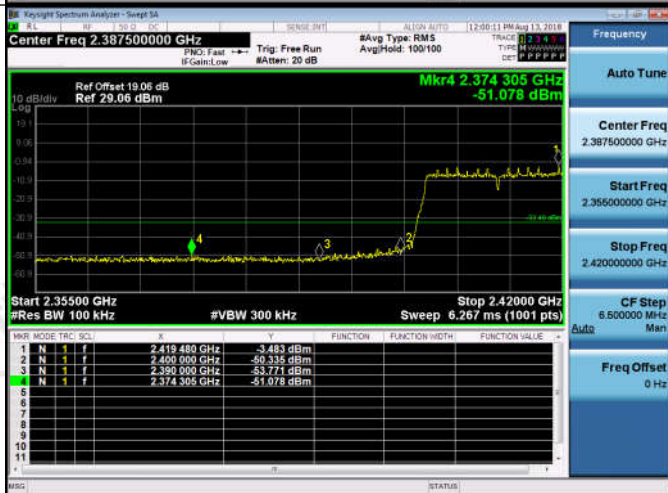
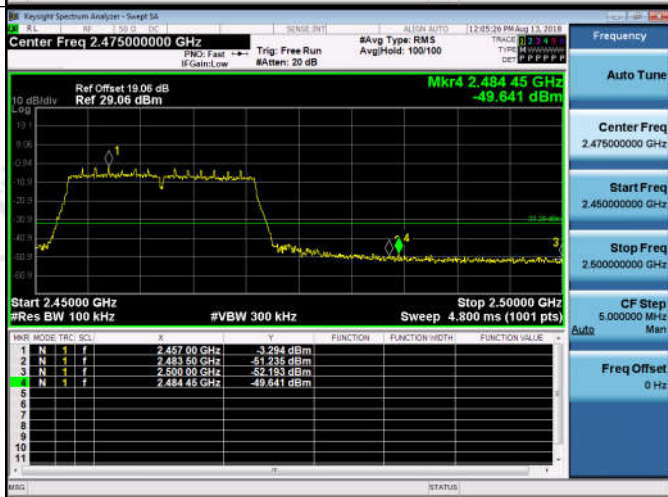
Appendix C) Band-edge for RF Conducted Emissions

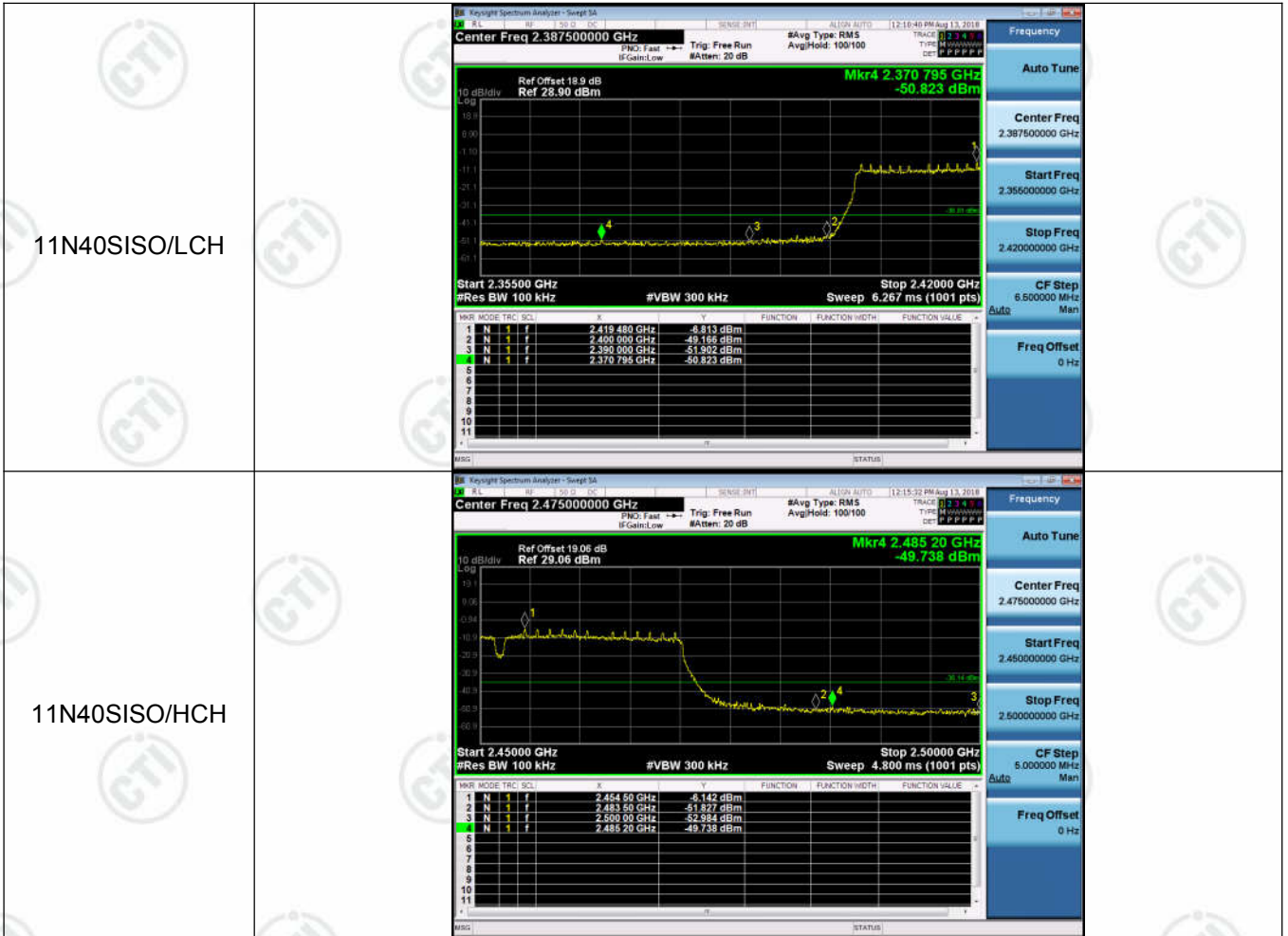
Result Table

| Mode | Channel | Carrier Power[dBm] | Max.Spurious Level [dBm] | Limit [dBm] | Verdict |
|-----------|---------|--------------------|--------------------------|-------------|---------|
| 11B | LCH | 6.230 | -50.800 | -23.77 | PASS |
| 11B | HCH | 6.258 | -49.534 | -23.74 | PASS |
| 11G | LCH | -1.836 | -50.683 | -31.84 | PASS |
| 11G | HCH | -1.464 | -49.518 | -31.46 | PASS |
| 11N20SISO | LCH | -3.483 | -51.078 | -33.48 | PASS |
| 11N20SISO | HCH | -3.294 | -49.641 | -33.29 | PASS |
| 11N40SISO | LCH | -6.813 | -50.823 | -36.81 | PASS |
| 11N40SISO | HCH | -6.142 | -49.738 | -36.14 | PASS |

Test Graph



| <p>11G/HCH</p> |  <p>Center Freq 2.47500000 GHz</p> <p>Ref Offset 19.06 dB Ref 29.06 dBm</p> <p>Mkr4 2.483 90 GHz -49.518 dBm</p> <p>Start 2.45000 GHz #Res BW 100 kHz #VBW 300 kHz Stop 2.50000 GHz Sweep 4.800 ms (1001 pts)</p> <table border="1"> <thead> <tr> <th>MKR</th> <th>MODE</th> <th>TRIG</th> <th>SCL</th> <th>X</th> <th>Y</th> <th>FUNCTION</th> <th>FUNCTION WIDTH</th> <th>FUNCTION VALUE</th> </tr> </thead> <tbody> <tr> <td>1</td> <td>N</td> <td>f</td> <td>f</td> <td>2.457 00 GHz</td> <td>-1.484 dBm</td> <td></td> <td></td> <td></td> </tr> <tr> <td>2</td> <td>N</td> <td>f</td> <td>f</td> <td>2.483 50 GHz</td> <td>-52.286 dBm</td> <td></td> <td></td> <td></td> </tr> <tr> <td>3</td> <td>N</td> <td>f</td> <td>f</td> <td>2.500 00 GHz</td> <td>-53.289 dBm</td> <td></td> <td></td> <td></td> </tr> <tr> <td>4</td> <td>N</td> <td>f</td> <td>f</td> <td>2.483 90 GHz</td> <td>-49.518 dBm</td> <td></td> <td></td> <td></td> </tr> </tbody> </table> | MKR | MODE | TRIG | SCL | X | Y | FUNCTION | FUNCTION WIDTH | FUNCTION VALUE | 1 | N | f | f | 2.457 00 GHz | -1.484 dBm | | | | 2 | N | f | f | 2.483 50 GHz | -52.286 dBm | | | | 3 | N | f | f | 2.500 00 GHz | -53.289 dBm | | | | 4 | N | f | f | 2.483 90 GHz | -49.518 dBm | | | |
|----------------------|---|------|------|---------------|-------------|----------|----------------|----------------|----------------|----------------|---|---|---|---|---------------|------------|--|--|--|---|---|---|---|---------------|-------------|--|--|--|---|---|---|---|---------------|-------------|--|--|--|---|---|---|---|---------------|-------------|--|--|--|
| MKR | MODE | TRIG | SCL | X | Y | FUNCTION | FUNCTION WIDTH | FUNCTION VALUE | | | | | | | | | | | | | | | | | | | | | | | | | | | | | | | | | | | | | | |
| 1 | N | f | f | 2.457 00 GHz | -1.484 dBm | | | | | | | | | | | | | | | | | | | | | | | | | | | | | | | | | | | | | | | | | |
| 2 | N | f | f | 2.483 50 GHz | -52.286 dBm | | | | | | | | | | | | | | | | | | | | | | | | | | | | | | | | | | | | | | | | | |
| 3 | N | f | f | 2.500 00 GHz | -53.289 dBm | | | | | | | | | | | | | | | | | | | | | | | | | | | | | | | | | | | | | | | | | |
| 4 | N | f | f | 2.483 90 GHz | -49.518 dBm | | | | | | | | | | | | | | | | | | | | | | | | | | | | | | | | | | | | | | | | | |
| <p>11N20SISO/LCH</p> |  <p>Center Freq 2.38750000 GHz</p> <p>Ref Offset 19.06 dB Ref 29.06 dBm</p> <p>Mkr4 2.374 305 GHz -51.078 dBm</p> <p>Start 2.35500 GHz #Res BW 100 kHz #VBW 300 kHz Stop 2.42000 GHz Sweep 6.267 ms (1001 pts)</p> <table border="1"> <thead> <tr> <th>MKR</th> <th>MODE</th> <th>TRIG</th> <th>SCL</th> <th>X</th> <th>Y</th> <th>FUNCTION</th> <th>FUNCTION WIDTH</th> <th>FUNCTION VALUE</th> </tr> </thead> <tbody> <tr> <td>1</td> <td>N</td> <td>f</td> <td>f</td> <td>2.419 480 GHz</td> <td>-3.483 dBm</td> <td></td> <td></td> <td></td> </tr> <tr> <td>2</td> <td>N</td> <td>f</td> <td>f</td> <td>2.400 000 GHz</td> <td>-50.335 dBm</td> <td></td> <td></td> <td></td> </tr> <tr> <td>3</td> <td>N</td> <td>f</td> <td>f</td> <td>2.390 000 GHz</td> <td>-53.771 dBm</td> <td></td> <td></td> <td></td> </tr> <tr> <td>4</td> <td>N</td> <td>f</td> <td>f</td> <td>2.374 305 GHz</td> <td>-51.078 dBm</td> <td></td> <td></td> <td></td> </tr> </tbody> </table> | MKR | MODE | TRIG | SCL | X | Y | FUNCTION | FUNCTION WIDTH | FUNCTION VALUE | 1 | N | f | f | 2.419 480 GHz | -3.483 dBm | | | | 2 | N | f | f | 2.400 000 GHz | -50.335 dBm | | | | 3 | N | f | f | 2.390 000 GHz | -53.771 dBm | | | | 4 | N | f | f | 2.374 305 GHz | -51.078 dBm | | | |
| MKR | MODE | TRIG | SCL | X | Y | FUNCTION | FUNCTION WIDTH | FUNCTION VALUE | | | | | | | | | | | | | | | | | | | | | | | | | | | | | | | | | | | | | | |
| 1 | N | f | f | 2.419 480 GHz | -3.483 dBm | | | | | | | | | | | | | | | | | | | | | | | | | | | | | | | | | | | | | | | | | |
| 2 | N | f | f | 2.400 000 GHz | -50.335 dBm | | | | | | | | | | | | | | | | | | | | | | | | | | | | | | | | | | | | | | | | | |
| 3 | N | f | f | 2.390 000 GHz | -53.771 dBm | | | | | | | | | | | | | | | | | | | | | | | | | | | | | | | | | | | | | | | | | |
| 4 | N | f | f | 2.374 305 GHz | -51.078 dBm | | | | | | | | | | | | | | | | | | | | | | | | | | | | | | | | | | | | | | | | | |
| <p>11N20SISO/HCH</p> |  <p>Center Freq 2.47500000 GHz</p> <p>Ref Offset 19.06 dB Ref 29.06 dBm</p> <p>Mkr4 2.484 45 GHz -49.641 dBm</p> <p>Start 2.45000 GHz #Res BW 100 kHz #VBW 300 kHz Stop 2.50000 GHz Sweep 4.800 ms (1001 pts)</p> <table border="1"> <thead> <tr> <th>MKR</th> <th>MODE</th> <th>TRIG</th> <th>SCL</th> <th>X</th> <th>Y</th> <th>FUNCTION</th> <th>FUNCTION WIDTH</th> <th>FUNCTION VALUE</th> </tr> </thead> <tbody> <tr> <td>1</td> <td>N</td> <td>f</td> <td>f</td> <td>2.457 00 GHz</td> <td>-3.294 dBm</td> <td></td> <td></td> <td></td> </tr> <tr> <td>2</td> <td>N</td> <td>f</td> <td>f</td> <td>2.483 50 GHz</td> <td>-51.235 dBm</td> <td></td> <td></td> <td></td> </tr> <tr> <td>3</td> <td>N</td> <td>f</td> <td>f</td> <td>2.500 00 GHz</td> <td>-52.193 dBm</td> <td></td> <td></td> <td></td> </tr> <tr> <td>4</td> <td>N</td> <td>f</td> <td>f</td> <td>2.484 45 GHz</td> <td>-49.641 dBm</td> <td></td> <td></td> <td></td> </tr> </tbody> </table> | MKR | MODE | TRIG | SCL | X | Y | FUNCTION | FUNCTION WIDTH | FUNCTION VALUE | 1 | N | f | f | 2.457 00 GHz | -3.294 dBm | | | | 2 | N | f | f | 2.483 50 GHz | -51.235 dBm | | | | 3 | N | f | f | 2.500 00 GHz | -52.193 dBm | | | | 4 | N | f | f | 2.484 45 GHz | -49.641 dBm | | | |
| MKR | MODE | TRIG | SCL | X | Y | FUNCTION | FUNCTION WIDTH | FUNCTION VALUE | | | | | | | | | | | | | | | | | | | | | | | | | | | | | | | | | | | | | | |
| 1 | N | f | f | 2.457 00 GHz | -3.294 dBm | | | | | | | | | | | | | | | | | | | | | | | | | | | | | | | | | | | | | | | | | |
| 2 | N | f | f | 2.483 50 GHz | -51.235 dBm | | | | | | | | | | | | | | | | | | | | | | | | | | | | | | | | | | | | | | | | | |
| 3 | N | f | f | 2.500 00 GHz | -52.193 dBm | | | | | | | | | | | | | | | | | | | | | | | | | | | | | | | | | | | | | | | | | |
| 4 | N | f | f | 2.484 45 GHz | -49.641 dBm | | | | | | | | | | | | | | | | | | | | | | | | | | | | | | | | | | | | | | | | | |

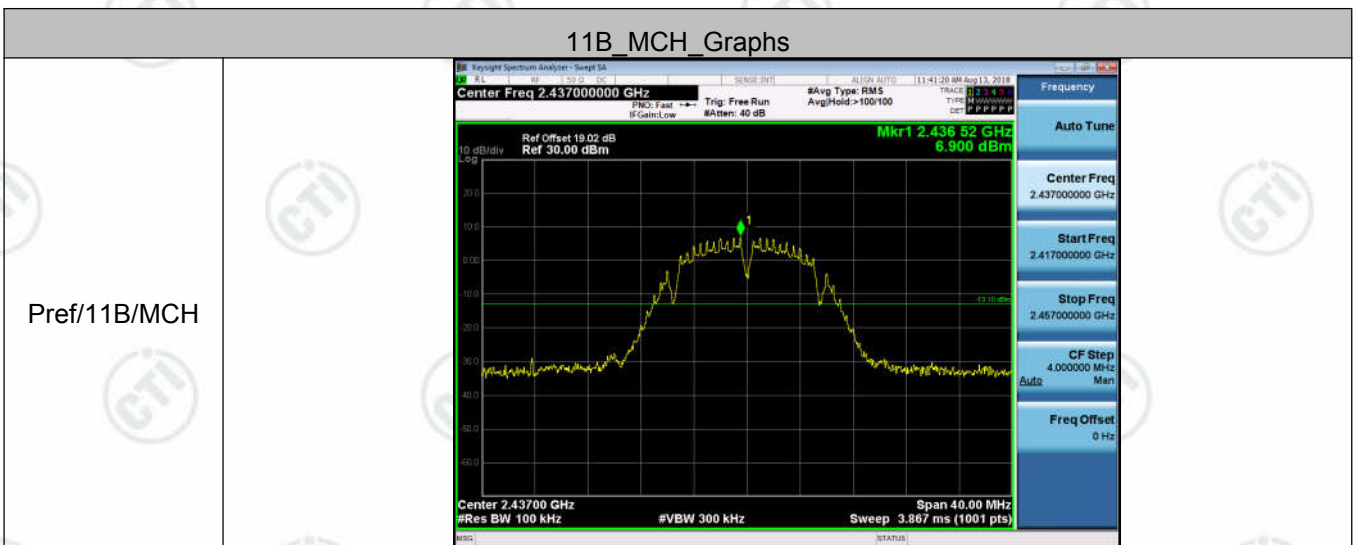


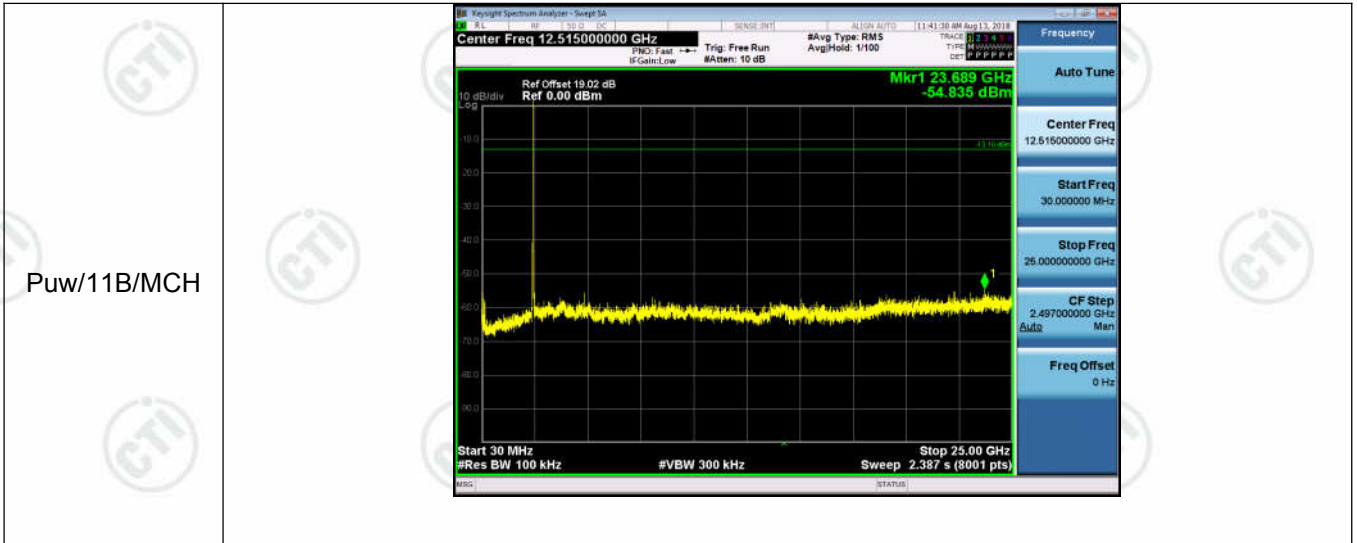
Appendix D) RF Conducted Spurious Emissions

Result Table

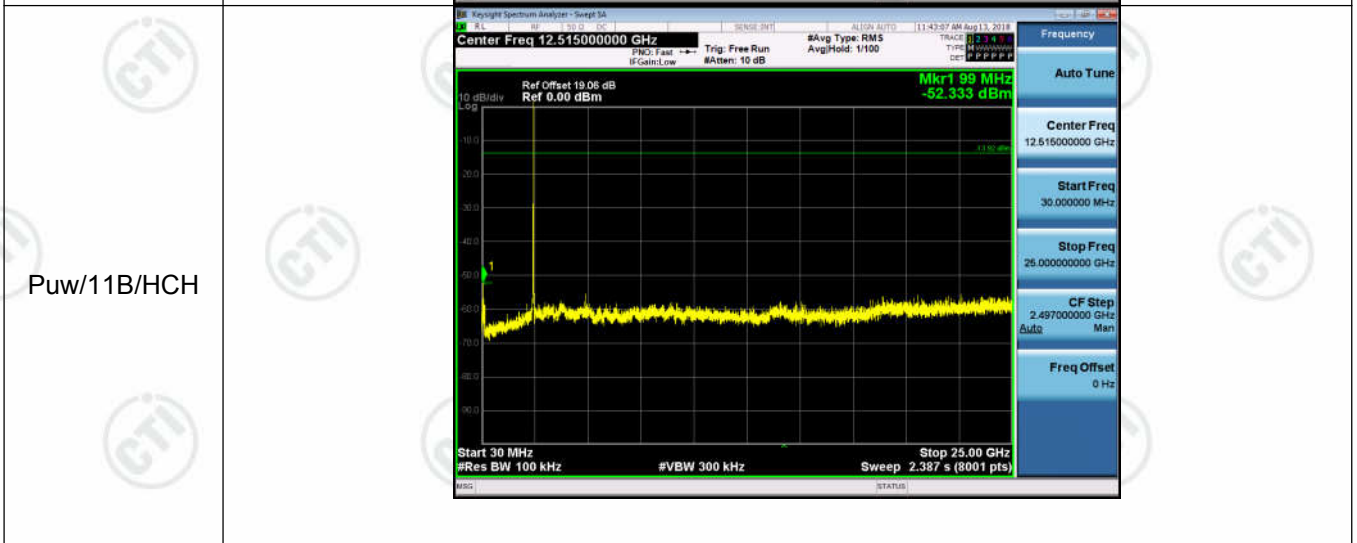
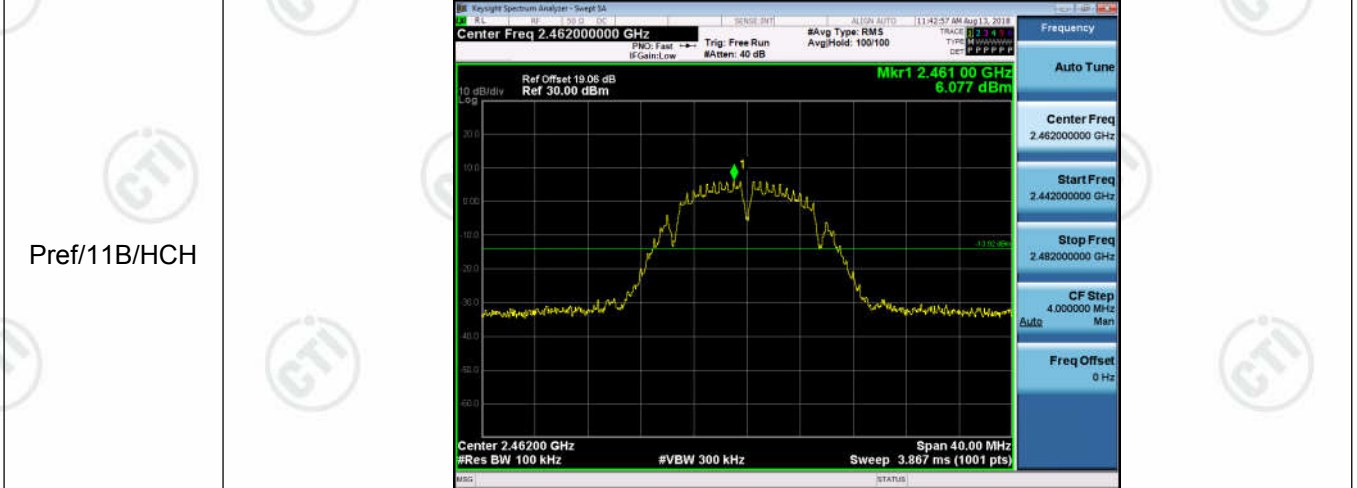
| Mode | Channel | Pref [dBm] | Puw[dBm] | Verdict |
|-----------|---------|------------|----------|---------|
| 11B | LCH | 6.494 | <Limit | PASS |
| 11B | MCH | 6.9 | <Limit | PASS |
| 11B | HCH | 6.077 | <Limit | PASS |
| 11G | LCH | -1.625 | <Limit | PASS |
| 11G | MCH | -1.217 | <Limit | PASS |
| 11G | HCH | -1.47 | <Limit | PASS |
| 11N20SISO | LCH | -3.473 | <Limit | PASS |
| 11N20SISO | MCH | -2.971 | <Limit | PASS |
| 11N20SISO | HCH | -3.328 | <Limit | PASS |
| 11N40SISO | LCH | -6.25 | <Limit | PASS |
| 11N40SISO | MCH | -6.412 | <Limit | PASS |
| 11N40SISO | HCH | -5.795 | <Limit | PASS |

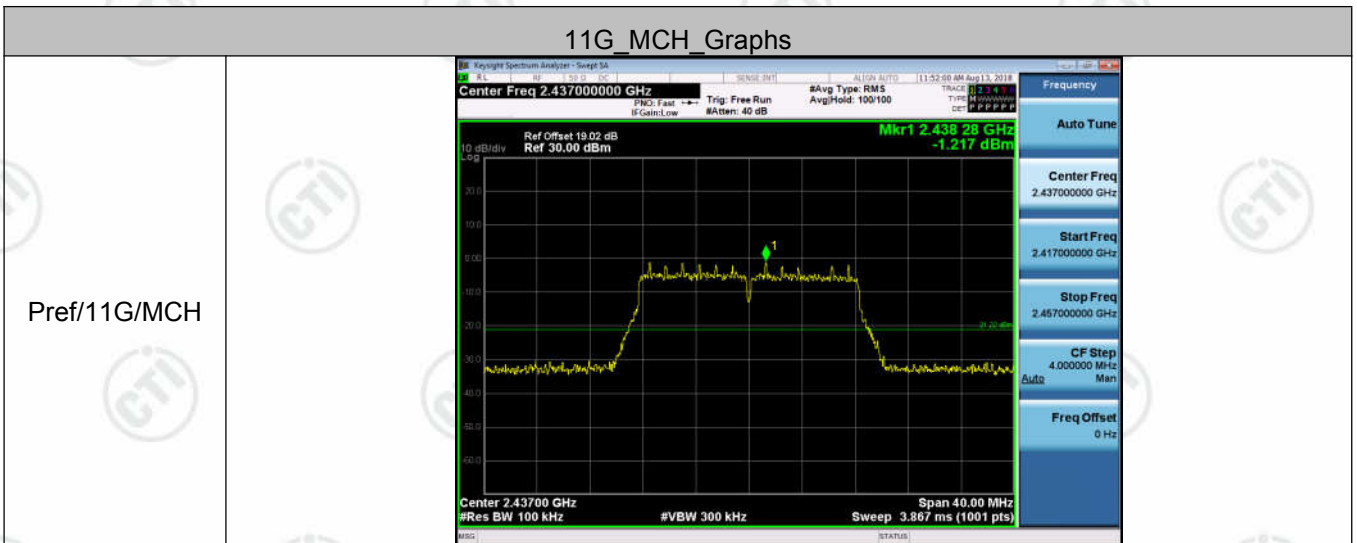
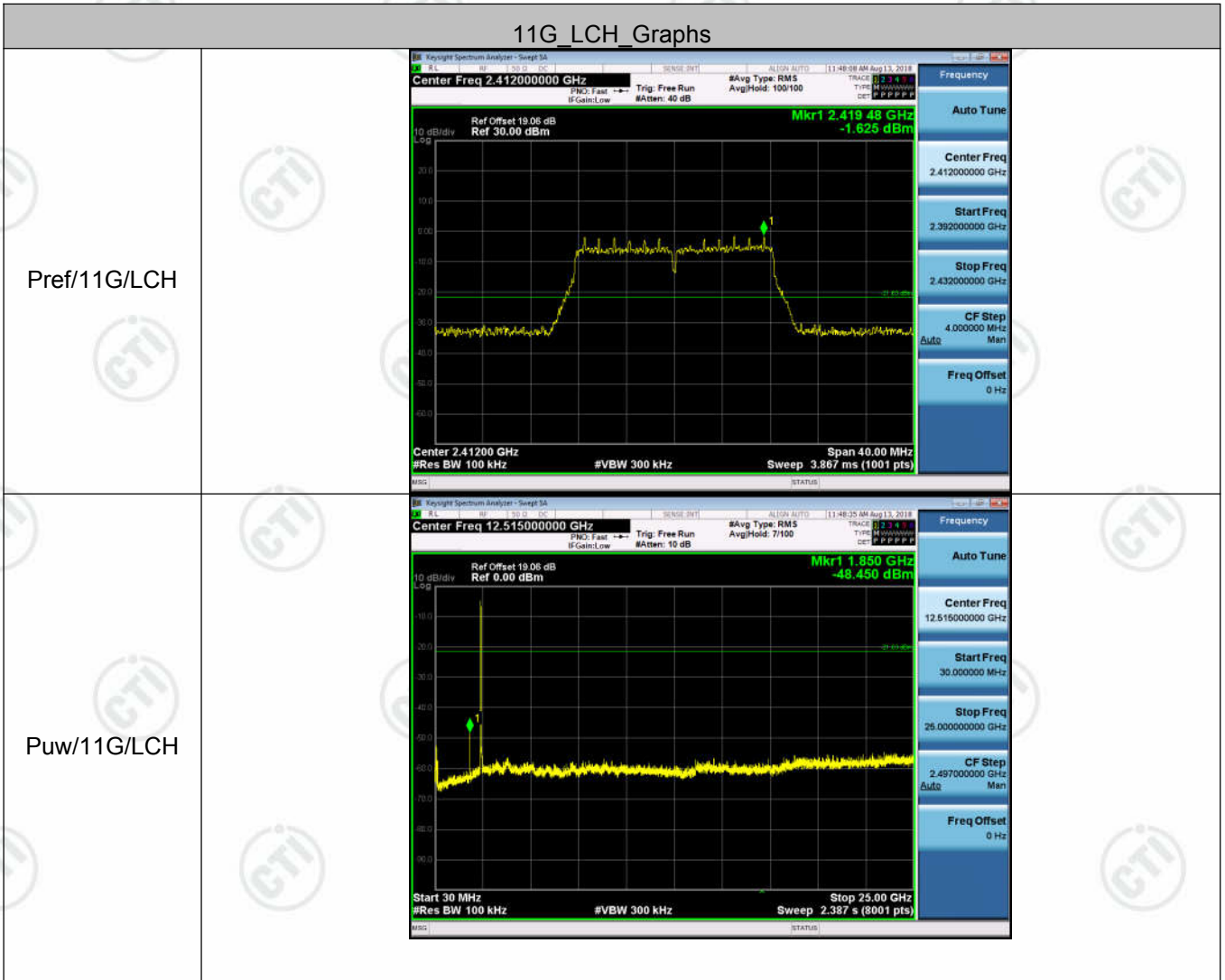
Test Graph

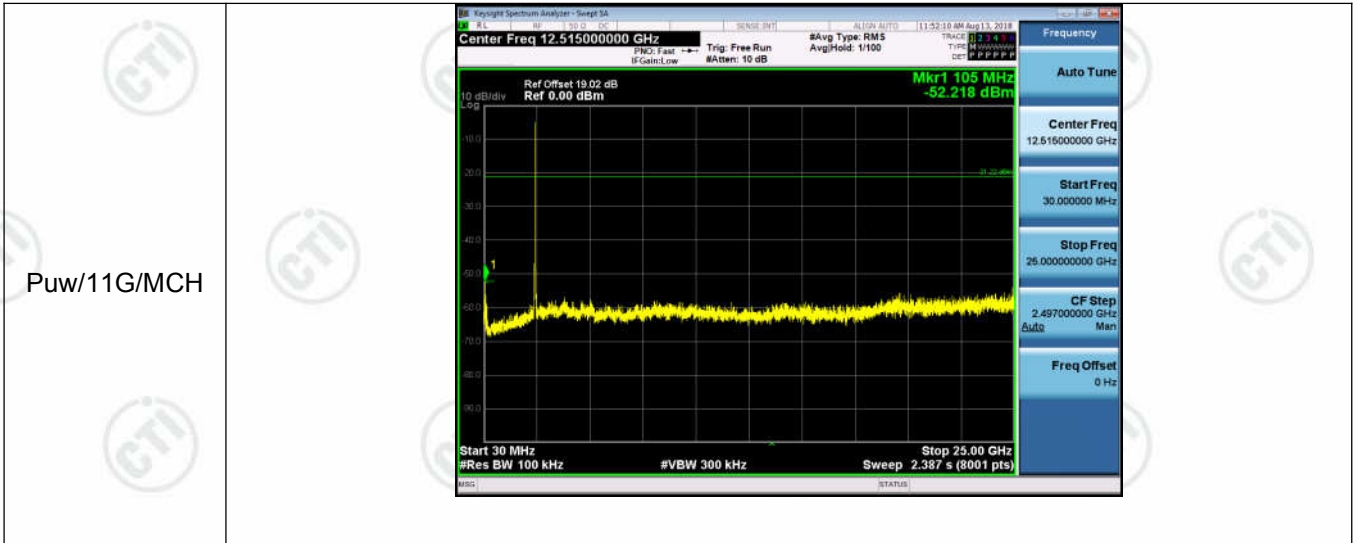


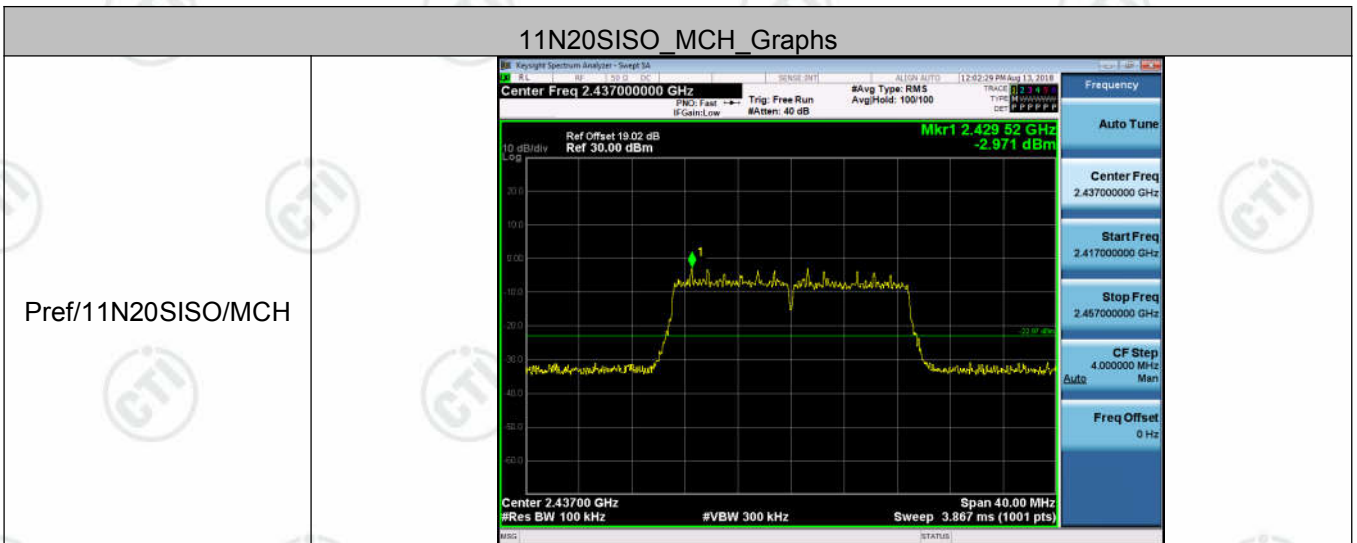
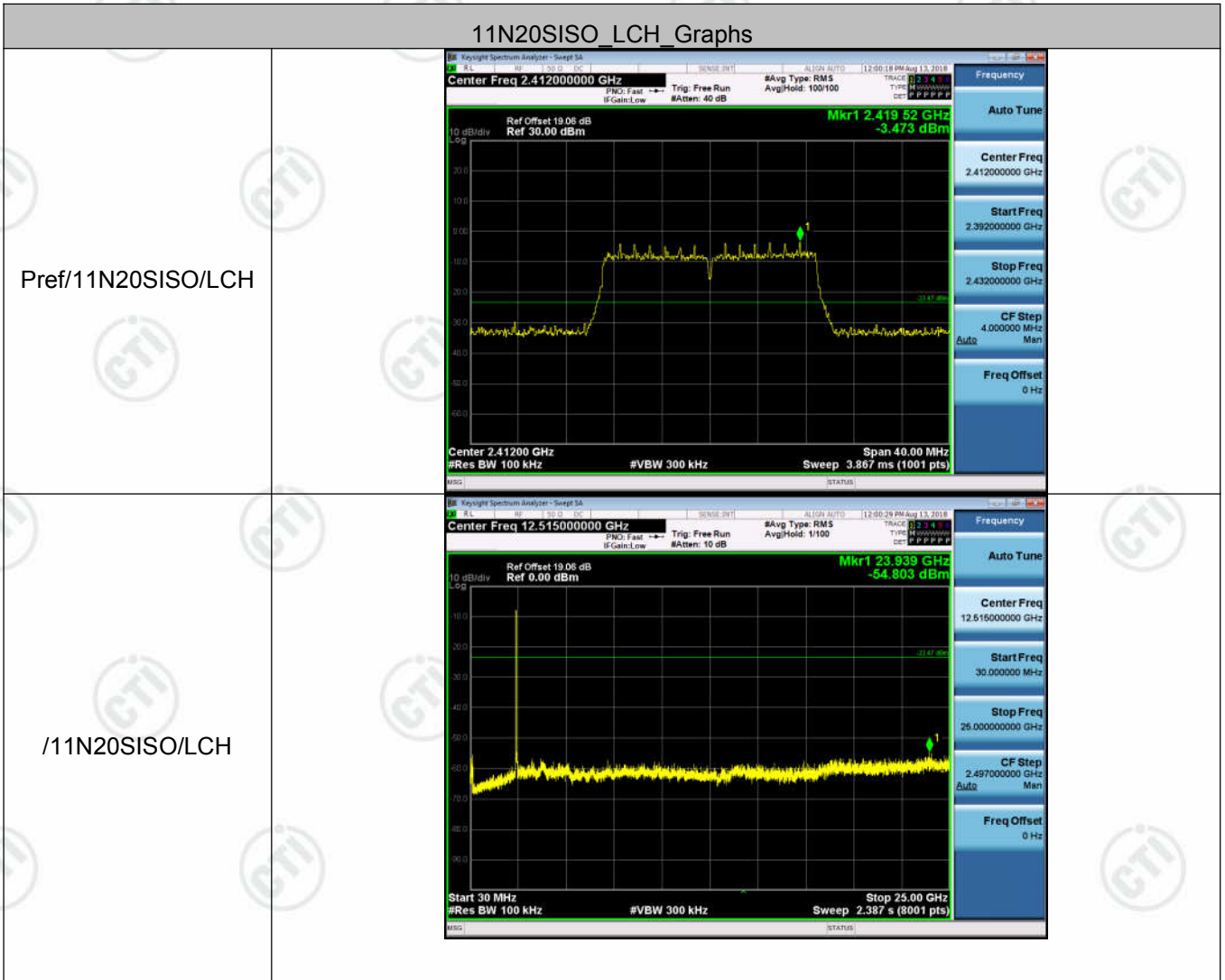


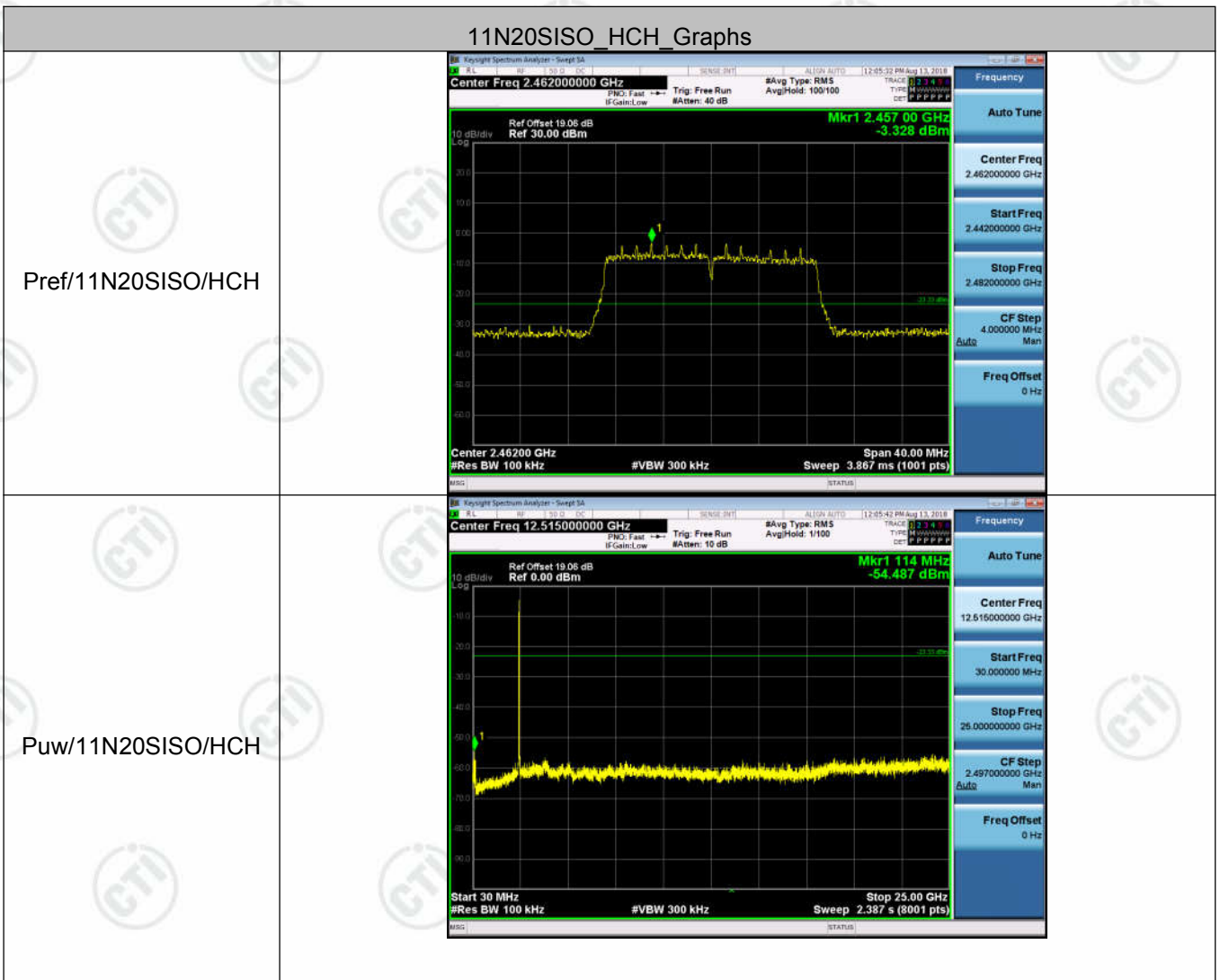
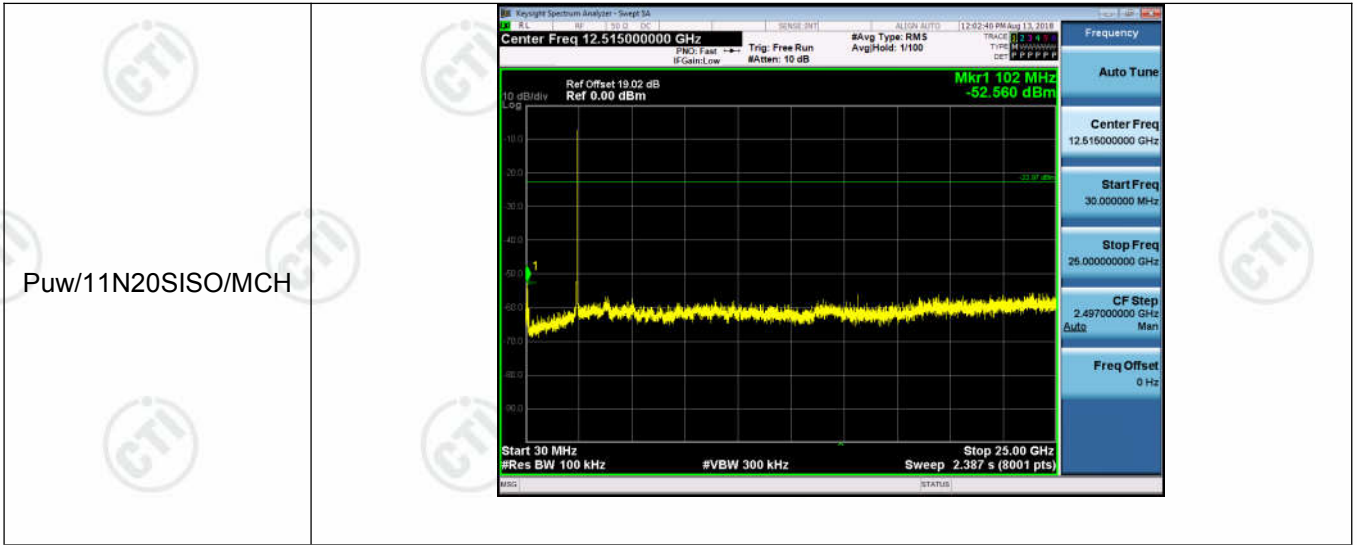
11B_HCH_Graphs

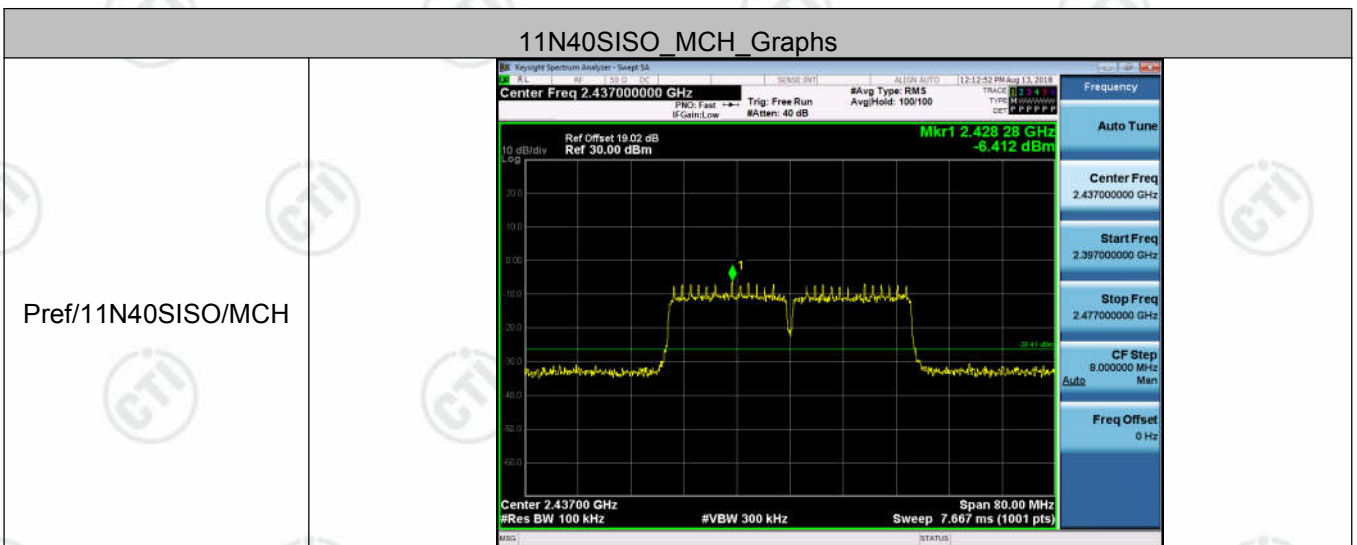
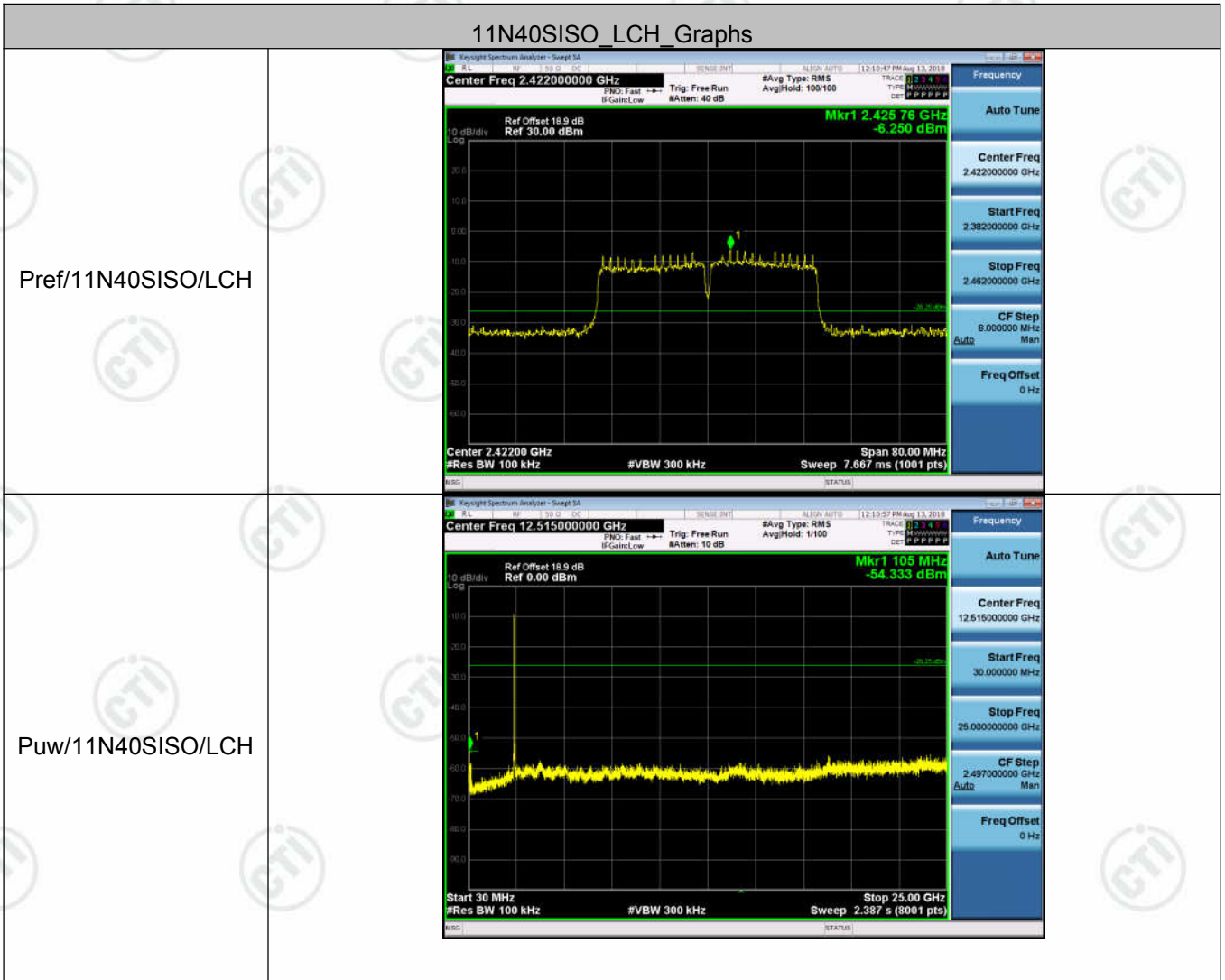


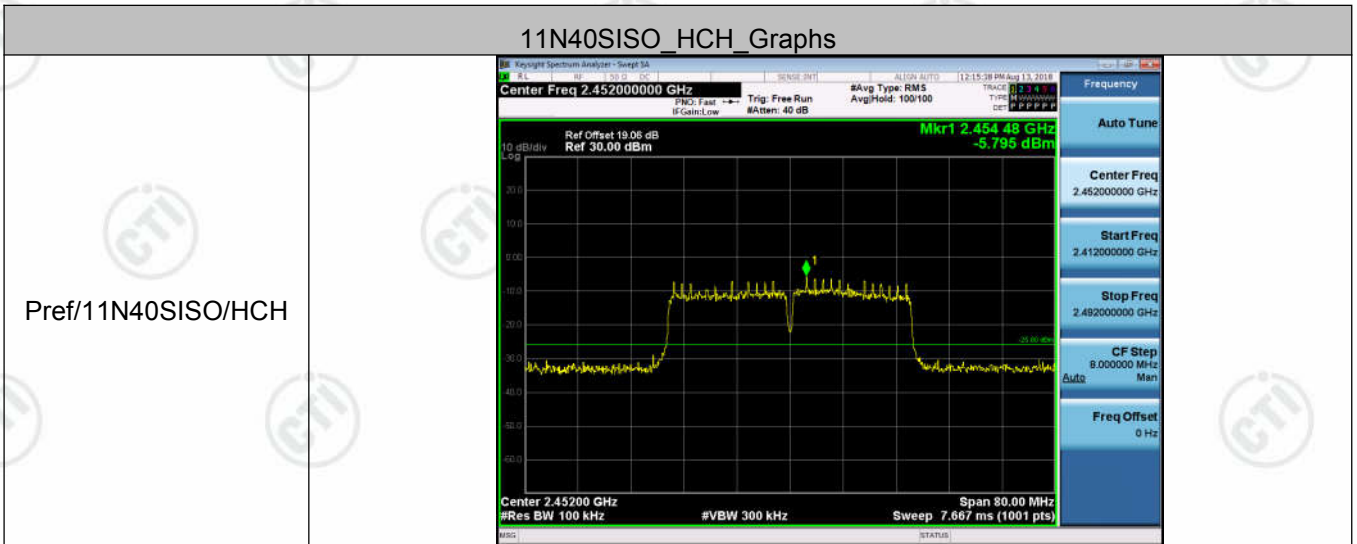
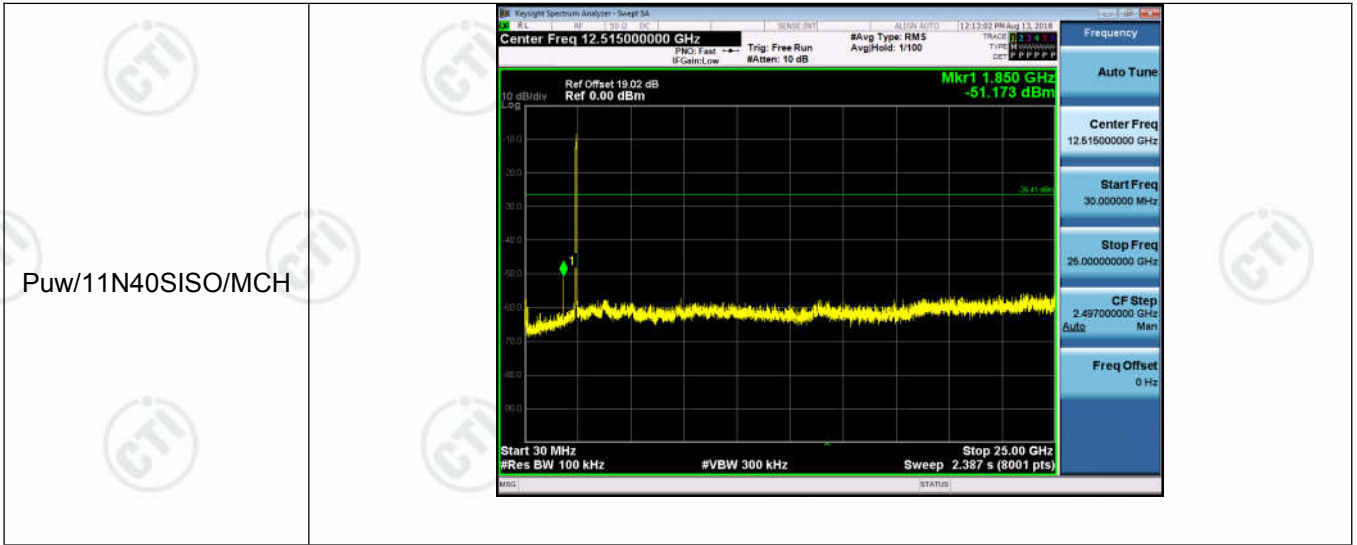










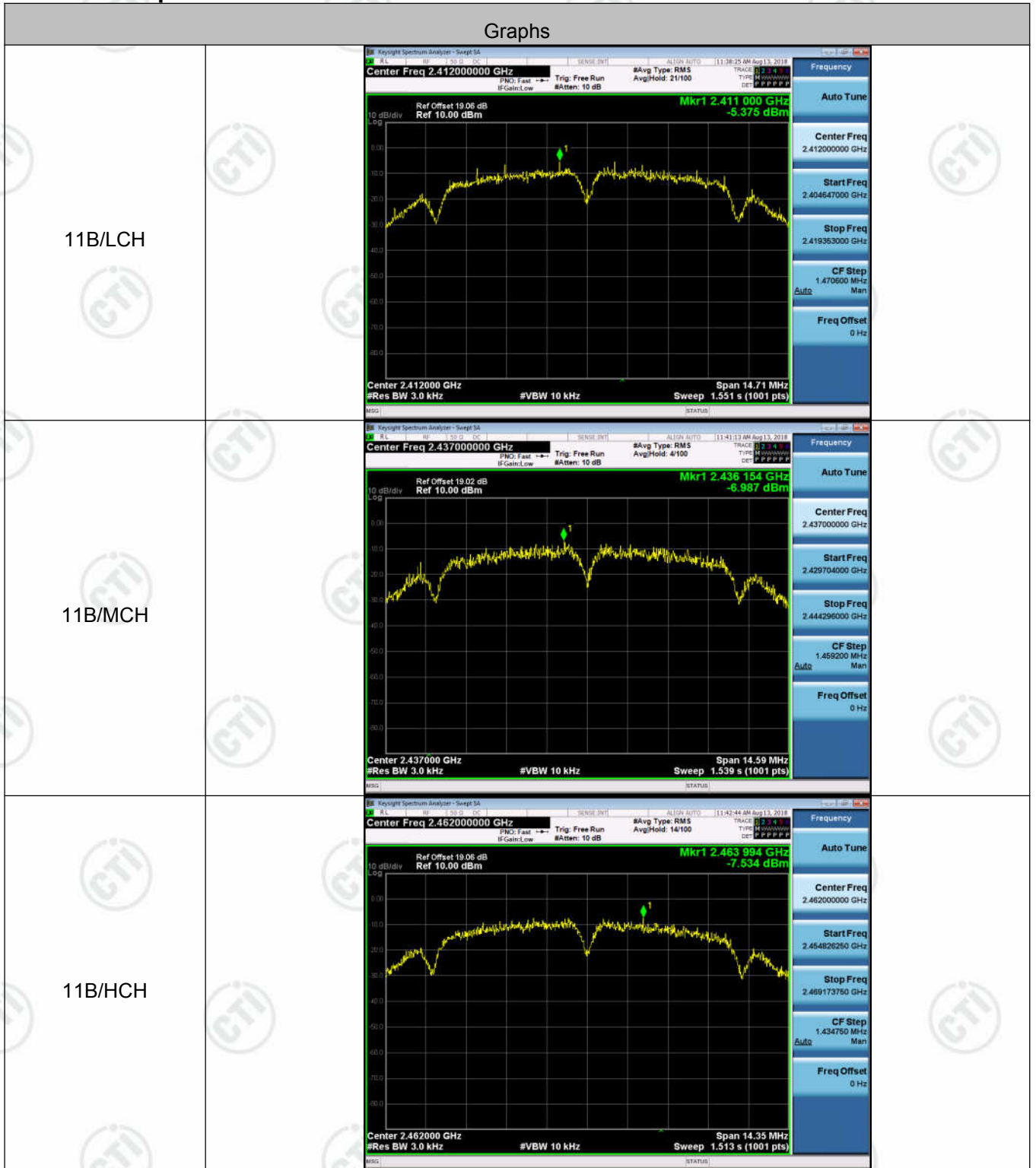


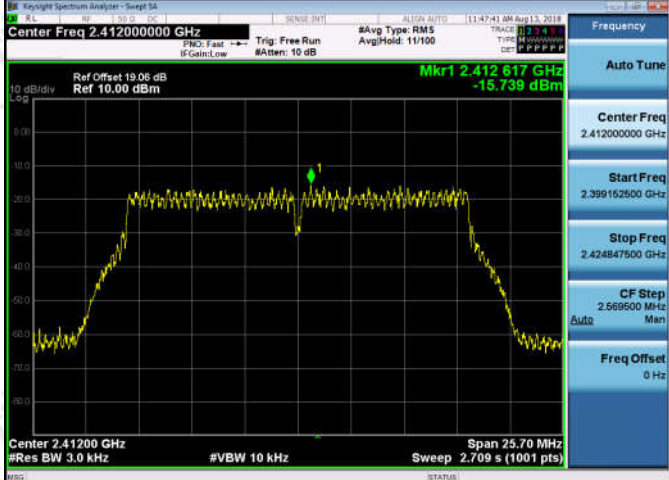

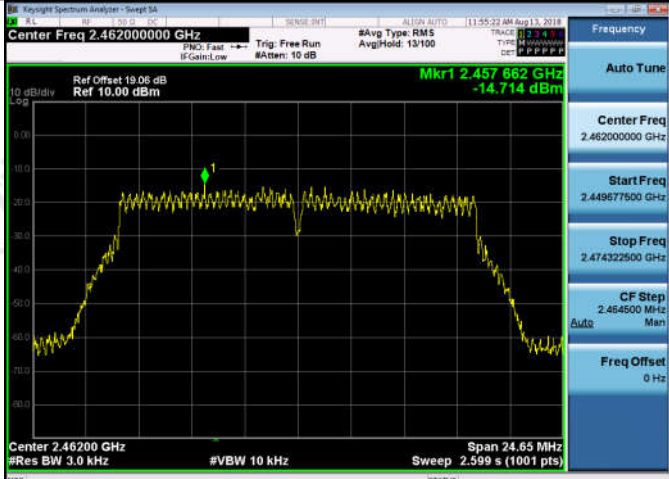
Appendix E) Power Spectral Density

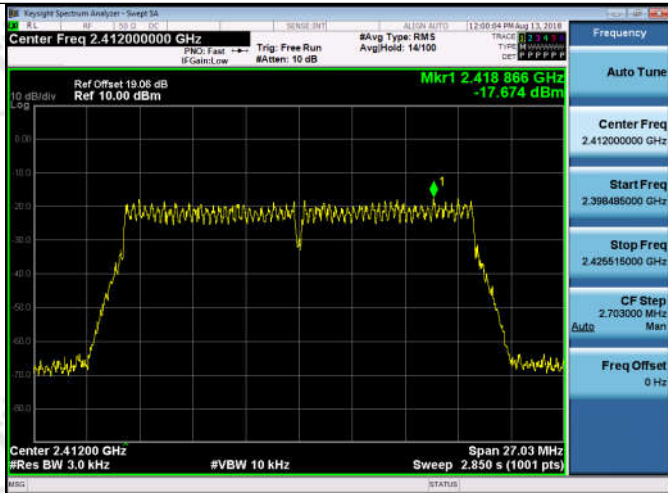
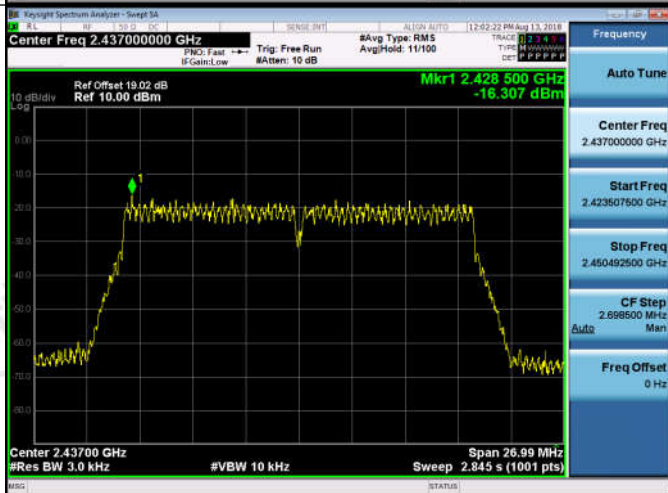
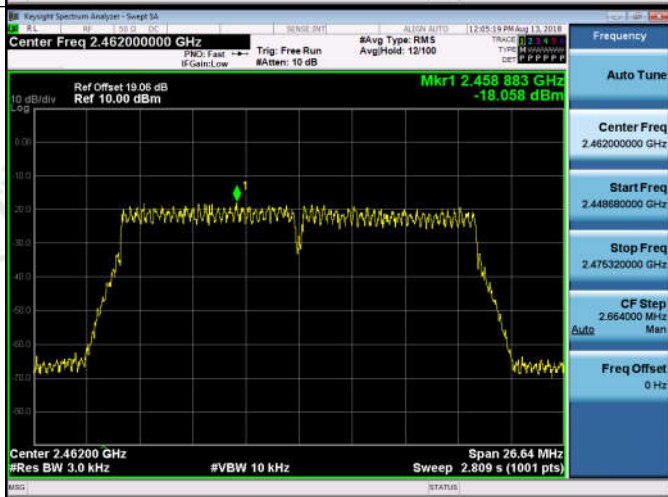
Result Table

| Mode | Channel | Power Spectral Density [dBm/3kHz] | Limit [dBm/3kHz] | Verdict |
|-----------|---------|-----------------------------------|------------------|---------|
| 11B | LCH | -5.375 | 8 | PASS |
| 11B | MCH | -6.987 | 8 | PASS |
| 11B | HCH | -7.534 | 8 | PASS |
| 11G | LCH | -15.739 | 8 | PASS |
| 11G | MCH | -15.065 | 8 | PASS |
| 11G | HCH | -14.714 | 8 | PASS |
| 11N20SISO | LCH | -17.674 | 8 | PASS |
| 11N20SISO | MCH | -16.307 | 8 | PASS |
| 11N20SISO | HCH | -18.058 | 8 | PASS |
| 11N40SISO | LCH | -20.777 | 8 | PASS |
| 11N40SISO | MCH | -20.219 | 8 | PASS |
| 11N40SISO | HCH | -19.783 | 8 | PASS |

Test Graph



| | |
|----------------|--|
| <p>11G/LCH</p> |  |
| <p>11G/MCH</p> |  |
| <p>11G/HCH</p> |  |

| | |
|----------------------|--|
| <p>11N20SISO/LCH</p> |  <p>Center Freq 2.41200000 GHz Mkr1 2.418 866 GHz -17.674 dBm Center 2.41200 GHz #Res BW 3.0 kHz #VBW 10 kHz Span 27.03 MHz Sweep 2.850 s (1001 pts)</p> |
| <p>11N20SISO/MCH</p> |  <p>Center Freq 2.43700000 GHz Mkr1 2.428 500 GHz -16.307 dBm Center 2.43700 GHz #Res BW 3.0 kHz #VBW 10 kHz Span 26.99 MHz Sweep 2.845 s (1001 pts)</p> |
| <p>11N20SISO/HCH</p> |  <p>Center Freq 2.46200000 GHz Mkr1 2.458 883 GHz -18.058 dBm Center 2.46200 GHz #Res BW 3.0 kHz #VBW 10 kHz Span 26.64 MHz Sweep 2.809 s (1001 pts)</p> |

| | |
|----------------------|--|
| <p>11N40SISO/LCH</p> | <p>Center Freq 2.42200000 GHz</p> <p>Ref Offset 19.9 dB Ref 10.00 dBm</p> <p>Mkr1 2.43325 GHz -20.777 dBm</p> <p>Center 2.42200 GHz #Res BW 3.0 kHz #VBW 10 kHz Span 54.09 MHz Sweep 5.703 s (1001 pts)</p> |
| <p>11N40SISO/MCH</p> | <p>Center Freq 2.43700000 GHz</p> <p>Ref Offset 19.02 dB Ref 10.00 dBm</p> <p>Mkr1 2.43447 GHz -20.219 dBm</p> <p>Center 2.43700 GHz #Res BW 3.0 kHz #VBW 10 kHz Span 54.98 MHz Sweep 5.797 s (1001 pts)</p> |
| <p>11N40SISO/HCH</p> | <p>Center Freq 2.45200000 GHz</p> <p>Ref Offset 19.06 dB Ref 10.00 dBm</p> <p>Mkr1 2.46073 GHz -19.783 dBm</p> <p>Center 2.45200 GHz #Res BW 3.0 kHz #VBW 10 kHz Span 53.90 MHz Sweep 5.683 s (1001 pts)</p> |

Appendix F) Antenna Requirement


15.203 requirement:

An intentional radiator shall be designed to ensure that no antenna other than that furnished by the responsible party shall be used with the device. The use of a permanently attached antenna or of an antenna that uses a unique coupling to the intentional radiator, the manufacturer may design the unit so that a broken antenna can be replaced by the user, but the use of a standard antenna jack or electrical connector is prohibited.

15.247(b) (4) requirement:

The conducted output power limit specified in paragraph (b) of this section is based on the use of antennas with directional gains that do not exceed 6 dBi. Except as shown in paragraph (c) of this section, if transmitting antennas of directional gain greater than 6 dBi are used, the conducted output power from the intentional radiator shall be reduced below the stated values in paragraphs (b)(1), (b)(2), and (b)(3) of this section, as appropriate, by the amount in dB that the directional gain of the antenna exceeds 6 dBi.

EUT Antenna:



The antenna is integrated on the main PCB and no consideration of replacement. The best case gain of the antenna is -3dBi.

Appendix G) AC Power Line Conducted Emission

| <p>Test Procedure:</p> | <p>Test frequency range :150KHz-30MHz</p> <ol style="list-style-type: none"> 1)The mains terminal disturbance voltage test was conducted in a shielded room. 2) The EUT was connected to AC power source through a LISN 1 (Line Impedance Stabilization Network) which provides a 50Ω/50μH + 5Ω linear impedance. The power cables of all other units of the EUT were connected to a second LISN 2, which was bonded to the ground reference plane in the same way as the LISN 1 for the unit being measured. A multiple socket outlet strip was used to connect multiple power cables to a single LISN provided the rating of the LISN was not exceeded. 3)The tabletop EUT was placed upon a non-metallic table 0.8m above the ground reference plane. And for floor-standing arrangement, the EUT was placed on the horizontal ground reference plane, 4) The test was performed with a vertical ground reference plane. The rear of the EUT shall be 0.4 m from the vertical ground reference plane. The vertical ground reference plane was bonded to the horizontal ground reference plane. The LISN 1 was placed 0.8 m from the boundary of the unit under test and bonded to a ground reference plane for LISNs mounted on top of the ground reference plane. This distance was between the closest points of the LISN 1 and the EUT. All other units of the EUT and associated equipment was at least 0.8 m from the LISN 2. 5) In order to find the maximum emission, the relative positions of equipment and all of the interface cables must be changed according to ANSI C63.10 on conducted measurement. | | | | | | | | | | | | | | |
|------------------------|---|-----------------------|--------------|--|------------|---------|----------|-----------|-----------|-------|----|----|------|----|----|
| <p>Limit:</p> | <table border="1" data-bbox="464 1137 1331 1357"> <thead> <tr> <th rowspan="2">Frequency range (MHz)</th> <th colspan="2">Limit (dBμV)</th> </tr> <tr> <th>Quasi-peak</th> <th>Average</th> </tr> </thead> <tbody> <tr> <td>0.15-0.5</td> <td>66 to 56*</td> <td>56 to 46*</td> </tr> <tr> <td>0.5-5</td> <td>56</td> <td>46</td> </tr> <tr> <td>5-30</td> <td>60</td> <td>50</td> </tr> </tbody> </table> <p>* The limit decreases linearly with the logarithm of the frequency in the range 0.15 MHz to 0.50 MHz. NOTE : The lower limit is applicable at the transition frequency</p> | Frequency range (MHz) | Limit (dBμV) | | Quasi-peak | Average | 0.15-0.5 | 66 to 56* | 56 to 46* | 0.5-5 | 56 | 46 | 5-30 | 60 | 50 |
| Frequency range (MHz) | Limit (dBμV) | | | | | | | | | | | | | | |
| | Quasi-peak | Average | | | | | | | | | | | | | |
| 0.15-0.5 | 66 to 56* | 56 to 46* | | | | | | | | | | | | | |
| 0.5-5 | 56 | 46 | | | | | | | | | | | | | |
| 5-30 | 60 | 50 | | | | | | | | | | | | | |

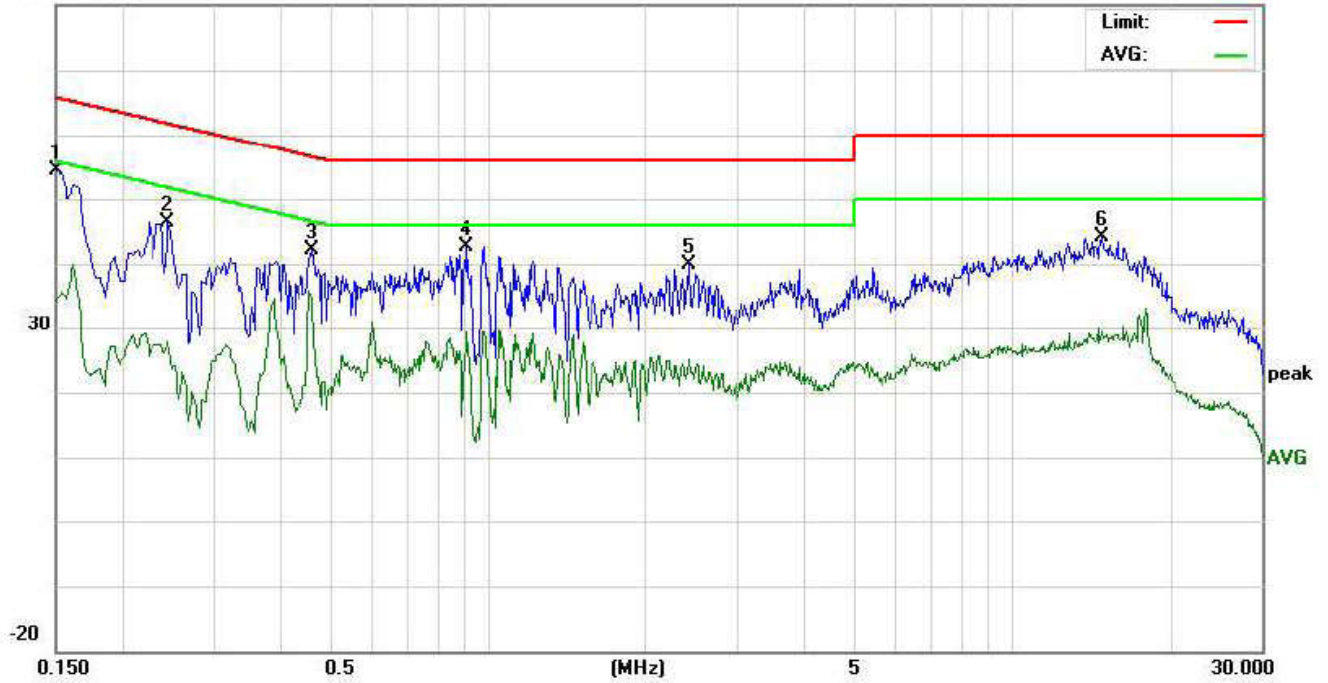
Measurement Data

An initial pre-scan was performed on the live and neutral lines with peak detector.

Quasi-Peak and Average measurement were performed at the frequencies with maximized peak emission were detected.

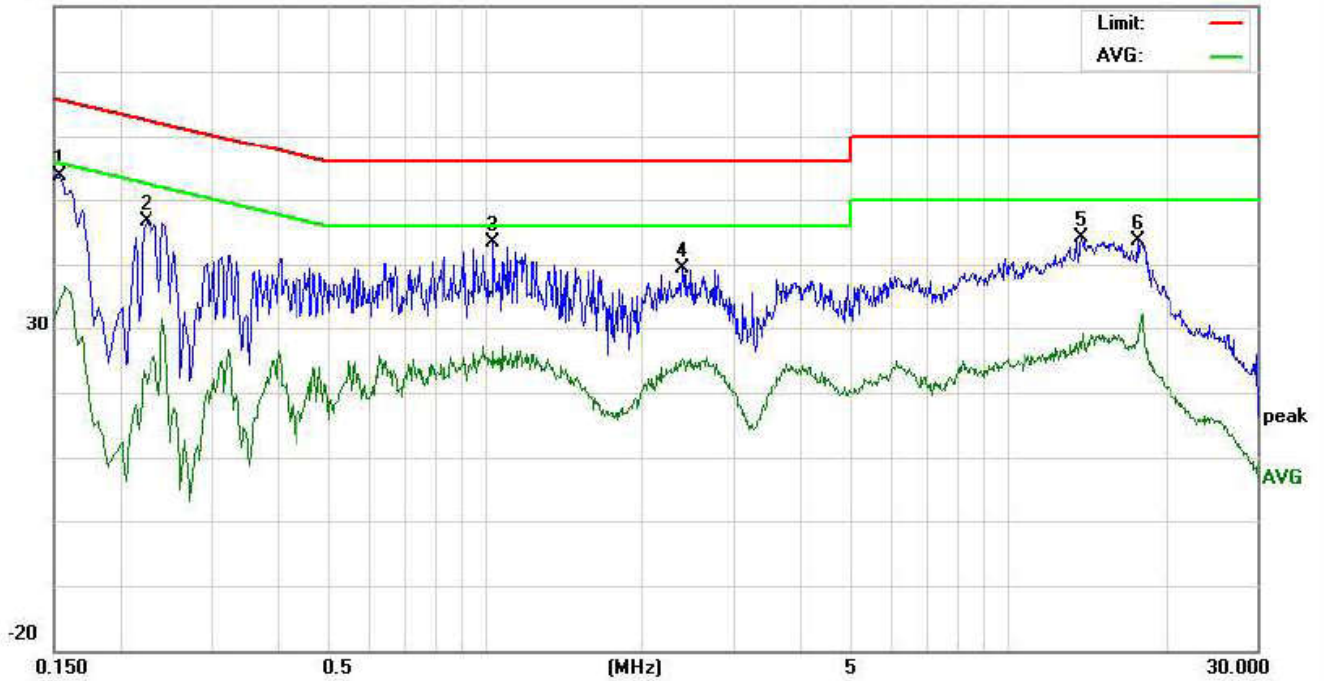
Live line:

80.0 dBuV



| No. | Freq. MHz | Reading_Level (dBuV) | | | Correct Factor dB | Measurement (dBuV) | | | Limit (dBuV) | | Margin (dB) | | P/F | Comment |
|-----|--------------|-------------------------|-------|-------|-------------------------|-----------------------|-------|-------|-----------------|-------|----------------|--------|-----|---------|
| | | Peak | QP | AVG | | peak | QP | AVG | QP | AVG | QP | AVG | | |
| 1 | 0.1500 | 44.58 | 41.32 | 24.61 | 9.77 | 54.35 | 51.09 | 34.38 | 65.99 | 55.99 | -14.90 | -21.61 | P | |
| 2 | 0.2460 | 36.75 | 33.68 | 18.09 | 9.74 | 46.49 | 43.42 | 27.83 | 61.89 | 51.89 | -18.47 | -24.06 | P | |
| 3 | 0.4620 | 32.33 | 29.38 | 25.08 | 9.73 | 42.06 | 39.11 | 34.81 | 56.66 | 46.66 | -17.55 | -11.85 | P | |
| 4 | 0.9140 | 32.79 | 29.74 | 19.53 | 9.75 | 42.54 | 39.49 | 29.28 | 56.00 | 46.00 | -16.51 | -16.72 | P | |
| 5 | 2.4300 | 30.22 | 27.63 | 15.37 | 9.71 | 39.93 | 37.34 | 25.08 | 56.00 | 46.00 | -18.66 | -20.92 | P | |
| 6 | 14.8540 | 34.00 | 31.24 | 19.26 | 10.00 | 44.00 | 41.24 | 29.26 | 60.00 | 50.00 | -18.76 | -20.74 | P | |

Neutral line:
80.0 dBuV



| No. | Freq. MHz | Reading_Level (dBuV) | | | Correct Factor dB | Measurement (dBuV) | | | Limit (dBuV) | | Margin (dB) | | P/F | Comment |
|-----|--------------|-------------------------|-------|-------|-------------------------|-----------------------|-------|-------|-----------------|-------|----------------|--------|-----|---------|
| | | Peak | QP | AVG | | peak | QP | AVG | QP | AVG | QP | AVG | | |
| 1 | 0.1539 | 43.82 | 40.15 | 24.56 | 9.76 | 53.58 | 49.91 | 34.32 | 65.78 | 55.78 | -15.87 | -21.46 | P | |
| 2 | 0.2260 | 36.95 | 33.25 | 11.72 | 9.73 | 46.68 | 42.98 | 21.45 | 62.59 | 52.59 | -19.61 | -31.14 | P | |
| 3 | 1.0380 | 33.75 | 30.31 | 16.61 | 9.72 | 43.47 | 40.03 | 26.33 | 56.00 | 46.00 | -15.97 | -19.67 | P | |
| 4 | 2.3940 | 29.71 | 26.98 | 15.36 | 9.71 | 39.42 | 36.69 | 25.07 | 56.00 | 46.00 | -19.31 | -20.93 | P | |
| 5 | 13.9140 | 34.20 | 31.42 | 16.90 | 9.96 | 44.16 | 41.38 | 26.86 | 60.00 | 50.00 | -18.62 | -23.14 | P | |
| 6 | 17.7460 | 33.71 | 30.22 | 17.91 | 10.04 | 43.75 | 40.26 | 27.95 | 60.00 | 50.00 | -19.74 | -22.05 | P | |

Notes:

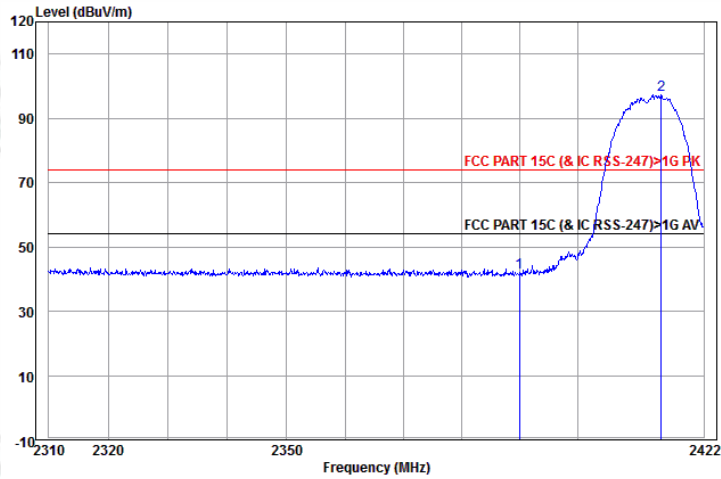
1. The following Quasi-Peak and Average measurements were performed on the EUT:
2. Final Test Level = Receiver Reading + LISN Factor + Cable Loss.

Appendix H) Restricted bands around fundamental frequency (Radiated)

| Receiver Setup: | <table border="1"> <thead> <tr> <th>Frequency</th> <th>Detector</th> <th>RBW</th> <th>VBW</th> <th>Remark</th> </tr> </thead> <tbody> <tr> <td>30MHz-1GHz</td> <td>Quasi-peak</td> <td>120kHz</td> <td>300kHz</td> <td>Quasi-peak</td> </tr> <tr> <td rowspan="2">Above 1GHz</td> <td>Peak</td> <td>1MHz</td> <td>3MHz</td> <td>Peak</td> </tr> <tr> <td>Peak</td> <td>1MHz</td> <td>10Hz</td> <td>Average</td> </tr> </tbody> </table> | Frequency | Detector | RBW | VBW | Remark | 30MHz-1GHz | Quasi-peak | 120kHz | 300kHz | Quasi-peak | Above 1GHz | Peak | 1MHz | 3MHz | Peak | Peak | 1MHz | 10Hz | Average | |
|-----------------|---|------------------|--------------------------|------------|-------------|--------|------------------|--------------|--------|------------------|---------------|------------|------------------|-------------|------|------------------|------------|------|---------------|---------|------------|
| Frequency | Detector | RBW | VBW | Remark | | | | | | | | | | | | | | | | | |
| 30MHz-1GHz | Quasi-peak | 120kHz | 300kHz | Quasi-peak | | | | | | | | | | | | | | | | | |
| Above 1GHz | Peak | 1MHz | 3MHz | Peak | | | | | | | | | | | | | | | | | |
| | Peak | 1MHz | 10Hz | Average | | | | | | | | | | | | | | | | | |
| Test Procedure: | <p>Below 1GHz test procedure as below:</p> <p>The EUT was placed on the top of a rotating table 0.8 meters above the ground at a 3 meter semi-anechoic chamber. The table was rotated 360 degrees to determine the position of the highest radiation.</p> <p>The EUT was set 3 meters away from the interference-receiving antenna, which was mounted on the top of a variable-height antenna tower.</p> <p>The antenna height is varied from one meter to four meters above the ground to determine the maximum value of the field strength. Both horizontal and vertical polarizations of the antenna are set to make the measurement.</p> <p>For each suspected emission, the EUT was arranged to its worst case and then the antenna was tuned to heights from 1 meter to 4 meters and the rotatable was turned from 0 degrees to 360 degrees to find the maximum reading.</p> <p>The test-receiver system was set to Peak Detect Function and Specified Bandwidth with Maximum Hold Mode.</p> <p>Place a marker at the end of the restricted band closest to the transmit frequency to show compliance. Also measure any emissions in the restricted bands. Save the spectrum analyzer plot. Repeat for each power and modulation for lowest and highest channel</p> <p>Above 1GHz test procedure as below:</p> <p>Different between above is the test site, change from Semi- Anechoic Chamber to fully Anechoic Chamber change form table 0.8 meter to 1.5 meter(Above 18GHz the distance is 1 meter and table is 1.5 meter).</p> <p>Test the EUT in the lowest channel , the Highest channel</p> <p>The radiation measurements are performed in X, Y, Z axis positioning for Transmitting mode, and found the X axis positioning which it is worse case.</p> <p>Repeat above procedures until all frequencies measured was complete.</p> | | | | | | | | | | | | | | | | | | | | |
| Limit: | <table border="1"> <thead> <tr> <th>Frequency</th> <th>Limit (dBμV/m @3m)</th> <th>Remark</th> </tr> </thead> <tbody> <tr> <td>30MHz-88MHz</td> <td>40.0</td> <td>Quasi-peak Value</td> </tr> <tr> <td>88MHz-216MHz</td> <td>43.5</td> <td>Quasi-peak Value</td> </tr> <tr> <td>216MHz-960MHz</td> <td>46.0</td> <td>Quasi-peak Value</td> </tr> <tr> <td>960MHz-1GHz</td> <td>54.0</td> <td>Quasi-peak Value</td> </tr> <tr> <td rowspan="2">Above 1GHz</td> <td>54.0</td> <td>Average Value</td> </tr> <tr> <td>74.0</td> <td>Peak Value</td> </tr> </tbody> </table> | Frequency | Limit (dB μ V/m @3m) | Remark | 30MHz-88MHz | 40.0 | Quasi-peak Value | 88MHz-216MHz | 43.5 | Quasi-peak Value | 216MHz-960MHz | 46.0 | Quasi-peak Value | 960MHz-1GHz | 54.0 | Quasi-peak Value | Above 1GHz | 54.0 | Average Value | 74.0 | Peak Value |
| Frequency | Limit (dB μ V/m @3m) | Remark | | | | | | | | | | | | | | | | | | | |
| 30MHz-88MHz | 40.0 | Quasi-peak Value | | | | | | | | | | | | | | | | | | | |
| 88MHz-216MHz | 43.5 | Quasi-peak Value | | | | | | | | | | | | | | | | | | | |
| 216MHz-960MHz | 46.0 | Quasi-peak Value | | | | | | | | | | | | | | | | | | | |
| 960MHz-1GHz | 54.0 | Quasi-peak Value | | | | | | | | | | | | | | | | | | | |
| Above 1GHz | 54.0 | Average Value | | | | | | | | | | | | | | | | | | | |
| | 74.0 | Peak Value | | | | | | | | | | | | | | | | | | | |

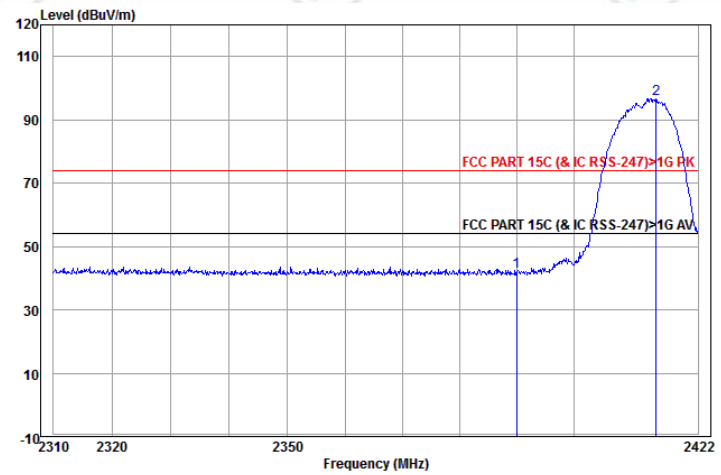
Test plot as follows:

| | | | |
|------------------|----------------------|--------------------------|--------------|
| Worse case mode: | 802.11b (11Mbps) | | |
| | Test channel: Lowest | Polarization: Horizontal | Remark: Peak |



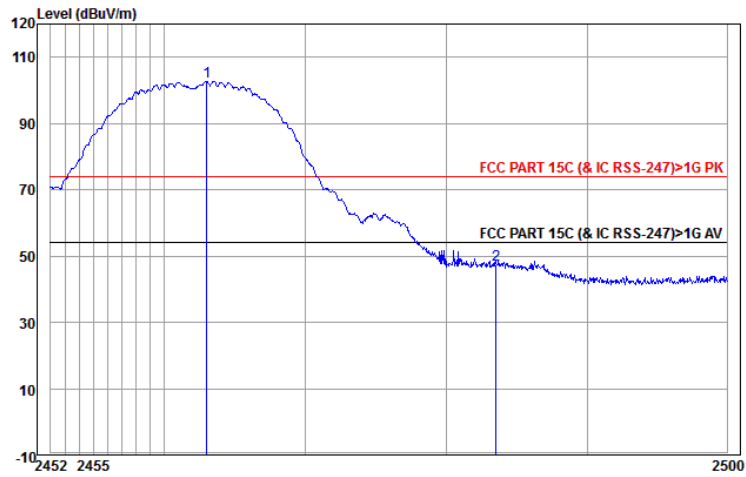
| | Ant Freq | Cable Factor | Cable Loss | Read Level | Limit Level | Over Limit | Pol/Phase | Remark |
|------|----------|--------------|------------|------------|-------------|------------|-----------|-----------------|
| | MHz | dB/m | dB | dBuV | dBuV/m | dBuV/m | dB | |
| 1 | 2390.000 | 27.64 | 3.07 | 11.46 | 42.17 | 74.00 | -31.83 | Horizontal Peak |
| 2 pp | 2414.558 | 27.61 | 3.08 | 66.51 | 97.20 | 74.00 | 23.20 | Horizontal Peak |

| | | | |
|------------------|----------------------|------------------------|--------------|
| Worse case mode: | 802.11b (11Mbps) | | |
| | Test channel: Lowest | Polarization: Vertical | Remark: Peak |



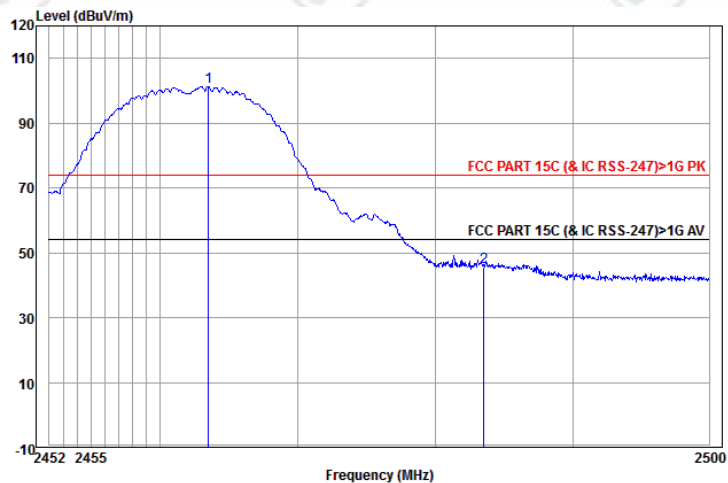
| | Ant Freq | Cable Factor | Cable Loss | Read Level | Limit Level | Over Limit | Pol/Phase | Remark |
|------|----------|--------------|------------|------------|-------------|------------|-----------|---------------|
| | MHz | dB/m | dB | dBuV | dBuV/m | dBuV/m | dB | |
| 1 | 2390.000 | 27.64 | 3.07 | 11.21 | 41.92 | 74.00 | -32.08 | Vertical Peak |
| 2 pp | 2414.558 | 27.61 | 3.08 | 65.86 | 96.55 | 74.00 | 22.55 | Vertical Peak |

| | | | |
|------------------|-----------------------|--------------------------|--------------|
| Worse case mode: | 802.11b (11Mbps) | | |
| | Test channel: Highest | Polarization: Horizontal | Remark: Peak |



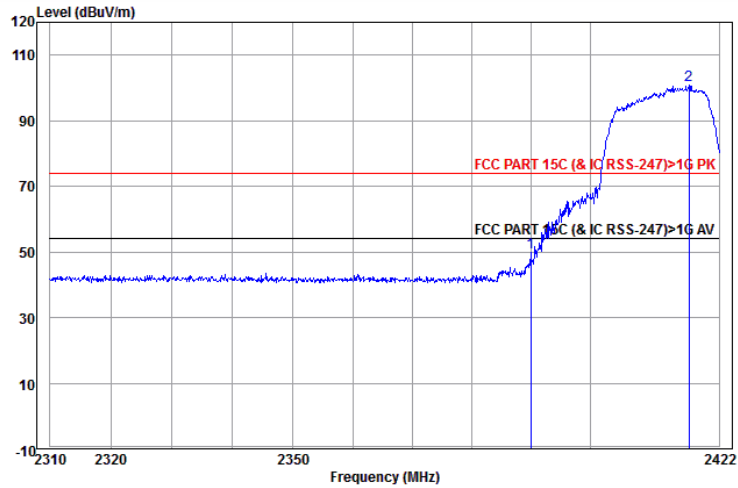
| | Ant Freq | Cable Factor | Loss | Read Level | Level | Limit | Over | Remark |
|---|-------------|--------------|------|------------|--------|--------|--------|-----------------|
| | MHz | dB/m | dB | dBuV | dBuV/m | dBuV/m | dB | |
| 1 | pp 2463.005 | 27.59 | 3.11 | 72.07 | 102.77 | 74.00 | 28.77 | Horizontal Peak |
| 2 | 2483.500 | 27.59 | 3.12 | 16.61 | 47.32 | 74.00 | -26.68 | Horizontal Peak |

| | | | |
|------------------|-----------------------|------------------------|--------------|
| Worse case mode: | 802.11b (11Mbps) | | |
| | Test channel: Highest | Polarization: Vertical | Remark: Peak |



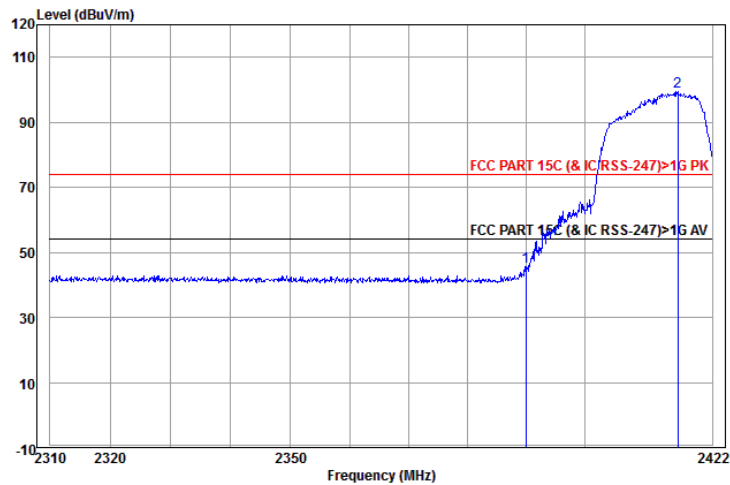
| | Ant Freq | Cable Factor | Loss | Read Level | Level | Limit | Over | Remark |
|---|-------------|--------------|------|------------|--------|--------|--------|---------------|
| | MHz | dB/m | dB | dBuV | dBuV/m | dBuV/m | dB | |
| 1 | pp 2463.483 | 27.59 | 3.11 | 70.69 | 101.39 | 74.00 | 27.39 | Vertical Peak |
| 2 | 2483.500 | 27.59 | 3.12 | 15.07 | 45.78 | 74.00 | -28.22 | Vertical Peak |

| | | | |
|------------------|----------------------|--------------------------|--------------|
| Worse case mode: | 802.11g (6Mbps) | | |
| | Test channel: Lowest | Polarization: Horizontal | Remark: Peak |



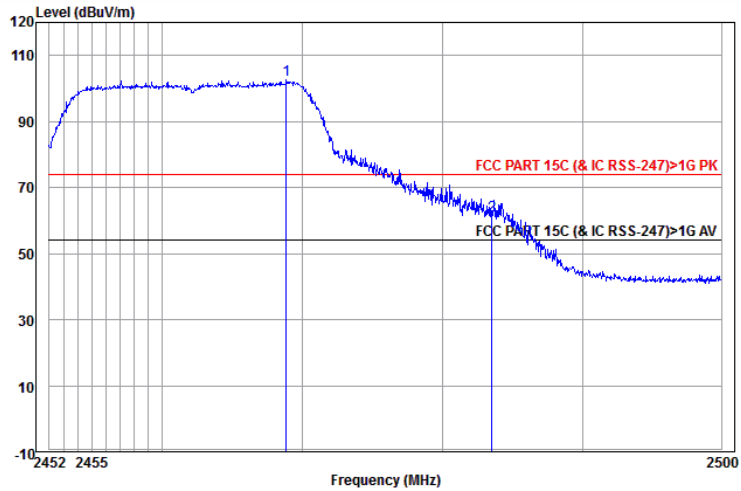
| | Ant Freq | Ant Factor | Cable Loss | Read Level | Level | Limit Line | Over Limit | Pol/Phase | Remark |
|------|----------|------------|------------|------------|--------|------------|------------|------------|--------|
| | MHz | dB/m | dB | dBuV | dBuV/m | dBuV/m | dB | | |
| 1 | 2390.000 | 27.64 | 3.07 | 19.23 | 49.94 | 74.00 | -24.06 | Horizontal | Peak |
| 2 pp | 2416.845 | 27.61 | 3.08 | 70.16 | 100.85 | 74.00 | 26.85 | Horizontal | Peak |

| | | | |
|------------------|----------------------|------------------------|--------------|
| Worse case mode: | 802.11g (6Mbps) | | |
| | Test channel: Lowest | Polarization: Vertical | Remark: Peak |



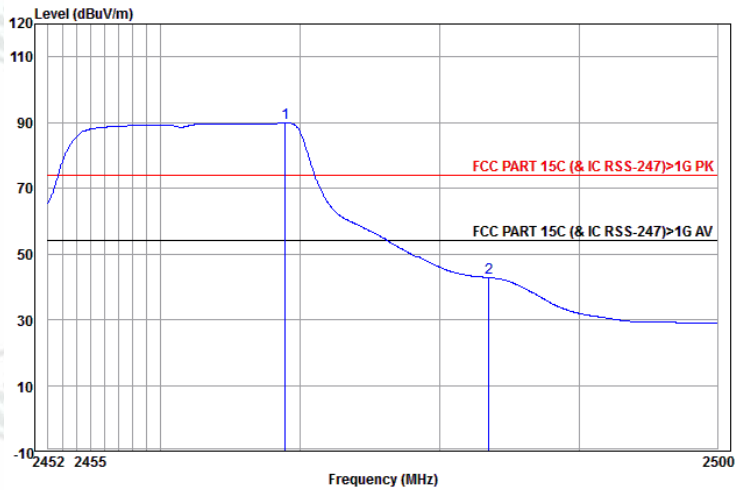
| | Ant Freq | Ant Factor | Cable Loss | Read Level | Level | Limit Line | Over Limit | Pol/Phase | Remark |
|------|----------|------------|------------|------------|--------|------------|------------|-----------|--------|
| | MHz | dB/m | dB | dBuV | dBuV/m | dBuV/m | dB | | |
| 1 | 2390.000 | 27.64 | 3.07 | 14.74 | 45.45 | 74.00 | -28.55 | Vertical | Peak |
| 2 pp | 2416.044 | 27.61 | 3.08 | 68.77 | 99.46 | 74.00 | 25.46 | Vertical | Peak |

| | | | |
|------------------|-----------------------|--------------------------|--------------|
| Worse case mode: | 802.11g (6Mbps) | | |
| | Test channel: Highest | Polarization: Horizontal | Remark: Peak |



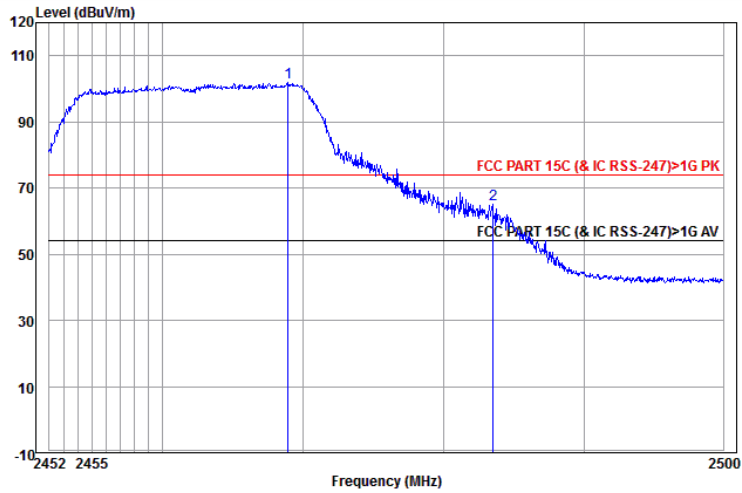
| | Ant Freq | Cable Factor | Cable Loss | Read Level | Level | Limit Line | Over Limit | Pol/Phase | Remark |
|---|-------------|--------------|------------|------------|--------|------------|------------|------------|--------|
| | MHz | dB/m | dB | dBuV | dBuV/m | dBuV/m | dB | | |
| 1 | pp 2468.838 | 27.59 | 3.11 | 71.83 | 102.53 | 74.00 | 28.53 | Horizontal | Peak |
| 2 | 2483.500 | 27.59 | 3.12 | 30.93 | 61.64 | 74.00 | -12.36 | Horizontal | Peak |

| | | | |
|------------------|-----------------------|--------------------------|-----------------|
| Worse case mode: | 802.11g (6Mbps) | | |
| | Test channel: Highest | Polarization: Horizontal | Remark: Average |



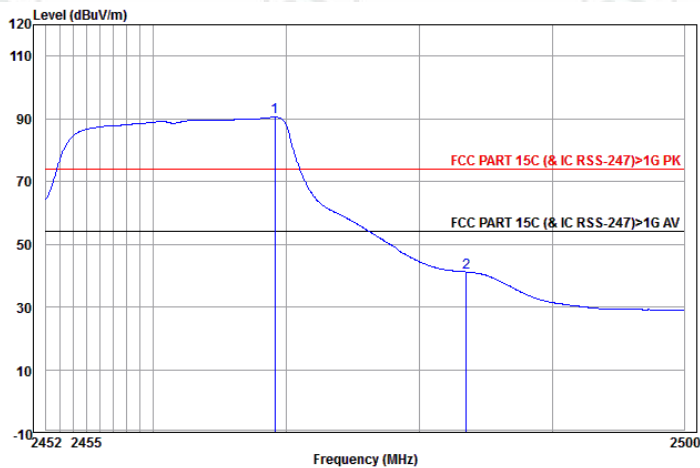
| | Ant Freq | Cable Factor | Cable Loss | Read Level | Level | Limit Line | Over Limit | Pol/Phase | Remark |
|---|-------------|--------------|------------|------------|--------|------------|------------|------------|---------|
| | MHz | dB/m | dB | dBuV | dBuV/m | dBuV/m | dB | | |
| 1 | pp 2468.886 | 27.59 | 3.11 | 59.09 | 89.79 | 54.00 | 35.79 | Horizontal | Average |
| 2 | 2483.500 | 27.59 | 3.12 | 12.09 | 42.80 | 54.00 | -11.20 | Horizontal | Average |

| | | | |
|------------------|-----------------------|------------------------|--------------|
| Worse case mode: | 802.11g (6Mbps) | | |
| | Test channel: Highest | Polarization: Vertical | Remark: Peak |



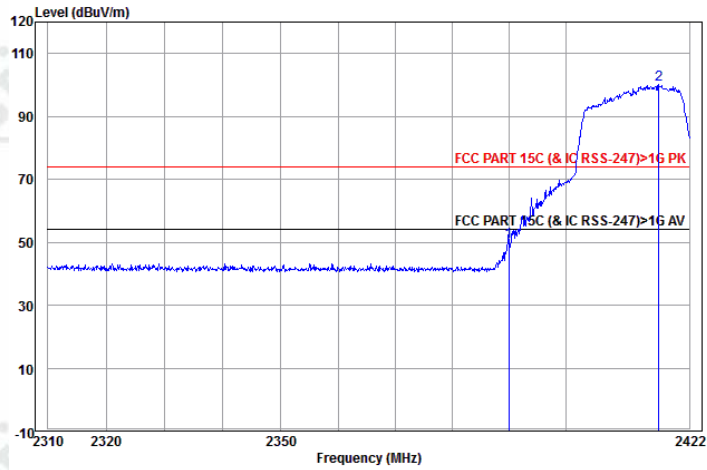
| | Ant Freq | Cable Factor | Cable Loss | Read Level | Level | Limit | Over | Pol/Phase | Remark |
|---|-------------|--------------|------------|------------|--------|--------|-------|-----------|--------|
| | MHz | dB/m | dB | dBuV | dBuV/m | dBuV/m | dB | | |
| 1 | pp 2468.886 | 27.59 | 3.11 | 71.18 | 101.88 | 74.00 | 27.88 | Vertical | Peak |
| 2 | 2483.500 | 27.59 | 3.12 | 34.51 | 65.22 | 74.00 | -8.78 | Vertical | Peak |

| | | | |
|------------------|-----------------------|------------------------|-----------------|
| Worse case mode: | 802.11g (6Mbps) | | |
| | Test channel: Highest | Polarization: Vertical | Remark: Average |



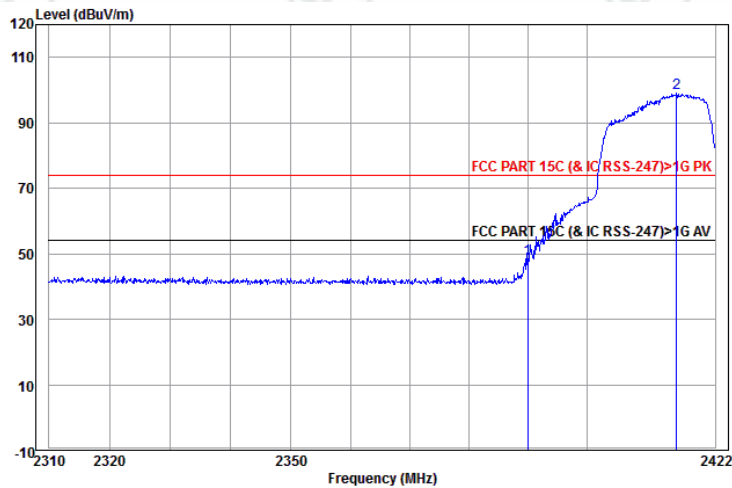
| | Ant Freq | Cable Factor | Cable Loss | Read Level | Level | Limit | Over | Pol/Phase | Remark |
|---|-------------|--------------|------------|------------|--------|--------|--------|-----------|---------|
| | MHz | dB/m | dB | dBuV | dBuV/m | dBuV/m | dB | | |
| 1 | pp 2469.125 | 27.59 | 3.11 | 59.79 | 90.49 | 54.00 | 36.49 | Vertical | Average |
| 2 | 2483.500 | 27.59 | 3.12 | 10.47 | 41.18 | 54.00 | -12.82 | Vertical | Average |

| | | | |
|------------------|-------------------------|--------------------------|--------------|
| Worse case mode: | 802.11n(HT20) (6.5Mbps) | | |
| | Test channel: Lowest | Polarization: Horizontal | Remark: Peak |



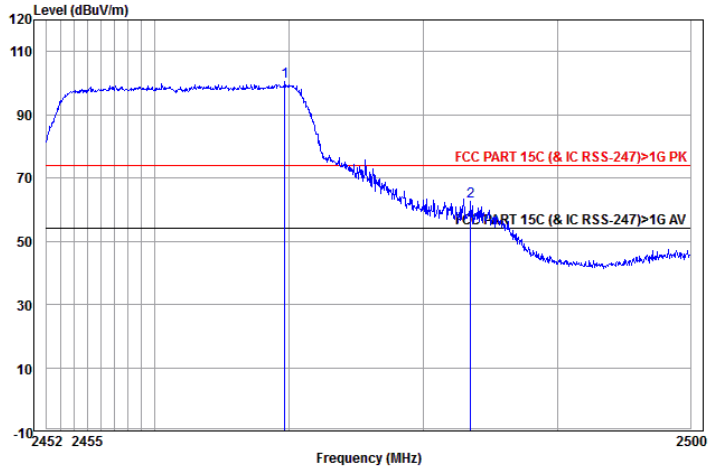
| | Ant Freq | Cable Factor | Loss | Read Level | Level | Limit Line | Over Limit | Pol/Phase | Remark |
|------|----------|--------------|------|------------|--------|------------|------------|------------|--------|
| | MHz | dB/m | dB | dBuV | dBuV/m | dBuV/m | dB | | |
| 1 | 2390.000 | 27.64 | 3.07 | 19.62 | 50.33 | 74.00 | -23.67 | Horizontal | Peak |
| 2 pp | 2416.616 | 27.61 | 3.08 | 69.51 | 100.20 | 74.00 | 26.20 | Horizontal | Peak |

| | | | |
|------------------|-------------------------|------------------------|--------------|
| Worse case mode: | 802.11n(HT20) (6.5Mbps) | | |
| | Test channel: Lowest | Polarization: Vertical | Remark: Peak |



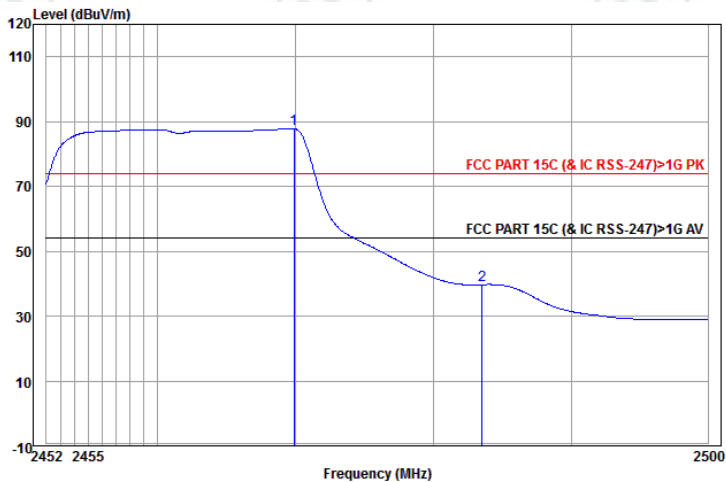
| | Ant Freq | Cable Factor | Loss | Read Level | Level | Limit Line | Over Limit | Pol/Phase | Remark |
|------|----------|--------------|------|------------|--------|------------|------------|-----------|--------|
| | MHz | dB/m | dB | dBuV | dBuV/m | dBuV/m | dB | | |
| 1 | 2390.000 | 27.64 | 3.07 | 17.67 | 48.38 | 74.00 | -25.62 | Vertical | Peak |
| 2 pp | 2415.358 | 27.61 | 3.08 | 68.51 | 99.20 | 74.00 | 25.20 | Vertical | Peak |

| | | | |
|------------------|-------------------------|--------------------------|--------------|
| Worse case mode: | 802.11n(HT20) (6.5Mbps) | | |
| | Test channel: Highest | Polarization: Horizontal | Remark: Peak |



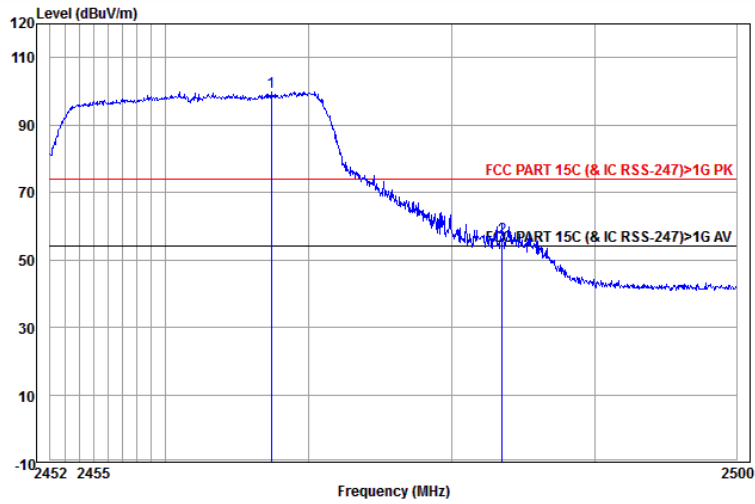
| | Ant Freq | Cable Factor | Loss | Read Level | Level | Limit Line | Over Limit | Pol/Phase | Remark |
|------|----------|--------------|------|------------|--------|------------|------------|------------|--------|
| | MHz | dB/m | dB | dBuV | dBuV/m | dBuV/m | dB | | |
| 1 pp | 2469.652 | 27.59 | 3.11 | 69.70 | 100.40 | 74.00 | 26.40 | Horizontal | Peak |
| 2 | 2483.500 | 27.59 | 3.12 | 31.86 | 62.57 | 74.00 | -11.43 | Horizontal | Peak |

| | | | |
|---|-------------------------|--------------------------|-----------------|
| Worse case mode: Frequency: 2483.5MHz | 802.11n(HT20) (6.5Mbps) | | |
| | Test channel: Highest | Polarization: Horizontal | Remark: Average |



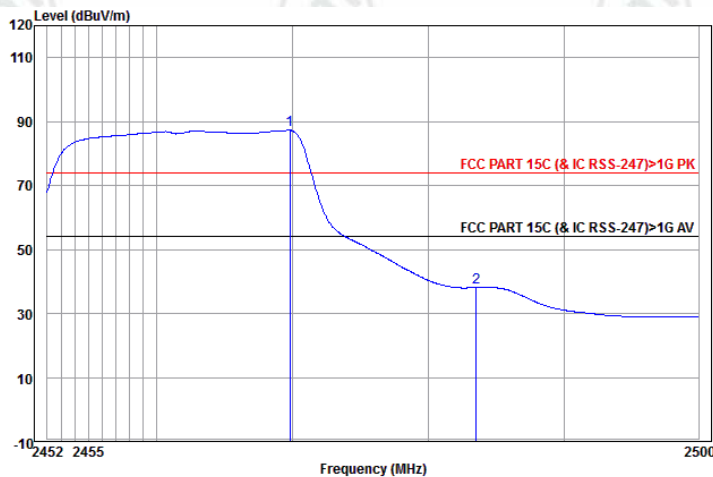
| | Ant Freq | Cable Factor | Loss | Read Level | Level | Limit Line | Over Limit | Pol/Phase | Remark |
|------|----------|--------------|------|------------|--------|------------|------------|------------|---------|
| | MHz | dB/m | dB | dBuV | dBuV/m | dBuV/m | dB | | |
| 1 pp | 2469.843 | 27.59 | 3.11 | 57.21 | 87.91 | 54.00 | 33.91 | Horizontal | Average |
| 2 | 2483.527 | 27.59 | 3.12 | 9.02 | 39.73 | 54.00 | -14.27 | Horizontal | Average |

| | | | |
|------------------|-------------------------|------------------------|--------------|
| Worse case mode: | 802.11n(HT20) (6.5Mbps) | | |
| | Test channel: Highest | Polarization: Vertical | Remark: Peak |



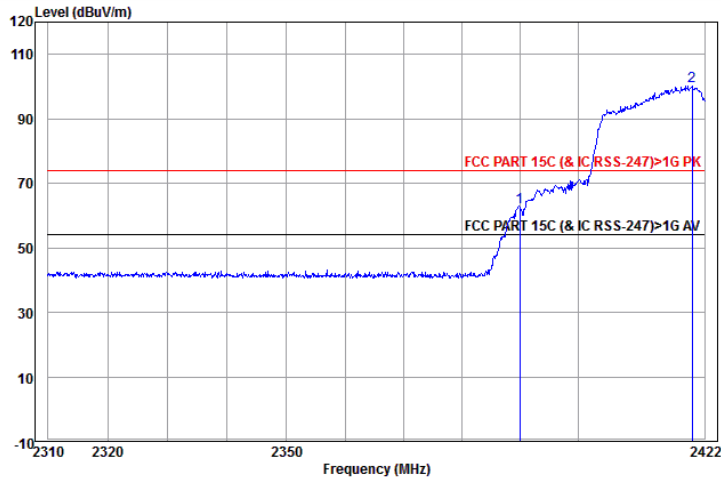
| | Ant Freq | Cable Factor | Read Level | Level | Limit Line | Over Limit | Pol/Phase | Remark |
|------|----------|--------------|------------|-------|------------|------------|-----------|---------------|
| | MHz | dB/m | dB | dBuV | dBuV/m | dBuV/m | dB | |
| 1 pp | 2467.354 | 27.59 | 3.11 | 69.17 | 99.87 | 74.00 | 25.87 | Vertical Peak |
| 2 | 2483.500 | 27.59 | 3.12 | 25.83 | 56.54 | 74.00 | -17.46 | Vertical Peak |

| | | | |
|------------------|-------------------------|------------------------|-----------------|
| Worse case mode: | 802.11n(HT20) (6.5Mbps) | | |
| | Test channel: Highest | Polarization: Vertical | Remark: Average |



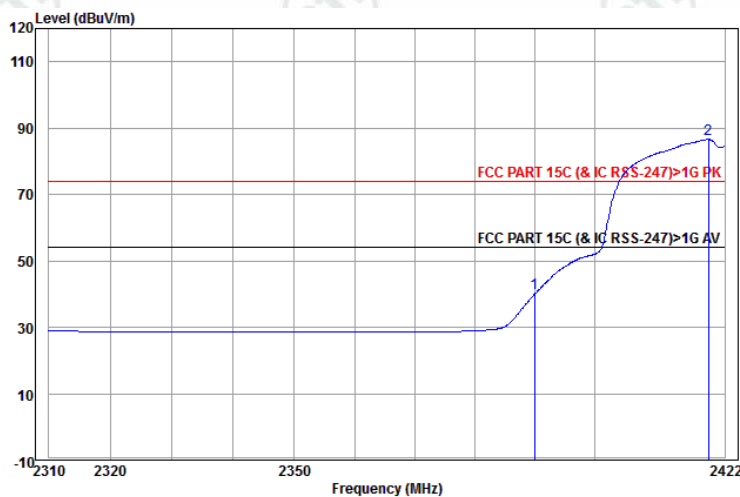
| | Ant Freq | Cable Factor | Read Level | Level | Limit Line | Over Limit | Pol/Phase | Remark |
|------|----------|--------------|------------|-------|------------|------------|-----------|------------------|
| | MHz | dB/m | dB | dBuV | dBuV/m | dBuV/m | dB | |
| 1 pp | 2469.795 | 27.59 | 3.11 | 56.58 | 87.28 | 54.00 | 33.28 | Vertical Average |
| 2 | 2483.500 | 27.59 | 3.12 | 7.35 | 38.06 | 54.00 | -15.94 | Vertical Average |

| | | | |
|------------------|--------------------------|--------------------------|--------------|
| Worse case mode: | 802.11n(HT40) (13.5Mbps) | | |
| | Test channel: Lowest | Polarization: Horizontal | Remark: Peak |



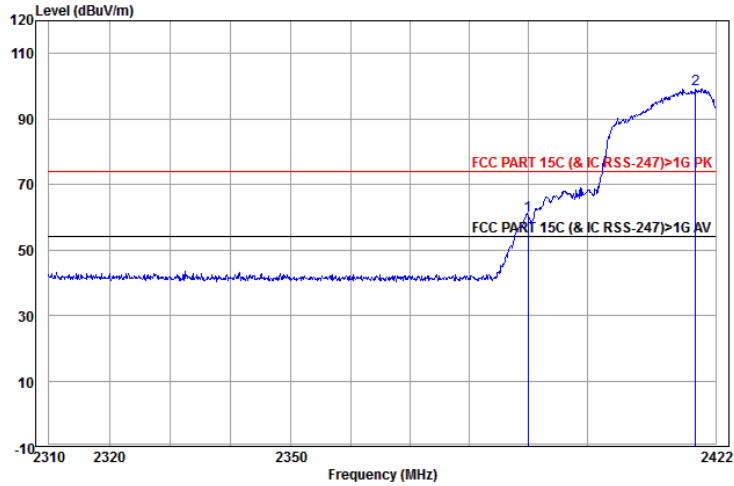
| | Ant Freq | Cable Factor | Cable Loss | Read Level | Level | Limit | Over | Pol/Phase | Remark |
|------|----------|--------------|------------|------------|--------|--------|--------|------------|--------|
| | MHz | dB/m | dB | dBuV | dBuV/m | dBuV/m | dB | | |
| 1 | 2390.000 | 27.64 | 3.07 | 31.99 | 62.70 | 74.00 | -11.30 | Horizontal | Peak |
| 2 pp | 2419.822 | 27.61 | 3.08 | 69.60 | 100.29 | 74.00 | 26.29 | Horizontal | Peak |

| | | | |
|------------------|--------------------------|--------------------------|-----------------|
| Worse case mode: | 802.11n(HT40) (13.5Mbps) | | |
| | Test channel: Lowest | Polarization: Horizontal | Remark: Average |



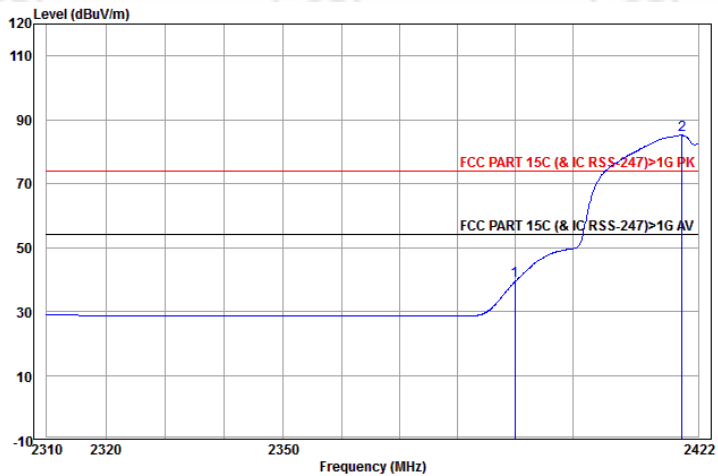
| | Ant Freq | Cable Factor | Cable Loss | Read Level | Level | Limit | Over | Pol/Phase | Remark |
|------|----------|--------------|------------|------------|--------|--------|--------|------------|---------|
| | MHz | dB/m | dB | dBuV | dBuV/m | dBuV/m | dB | | |
| 1 | 2390.000 | 27.64 | 3.07 | 9.75 | 40.46 | 54.00 | -13.54 | Horizontal | Average |
| 2 pp | 2419.250 | 27.61 | 3.08 | 55.92 | 86.61 | 54.00 | 32.61 | Horizontal | Average |

| | | | |
|------------------|--------------------------|------------------------|--------------|
| Worse case mode: | 802.11n(HT40) (13.5Mbps) | | |
| | Test channel: Lowest | Polarization: Vertical | Remark: Peak |



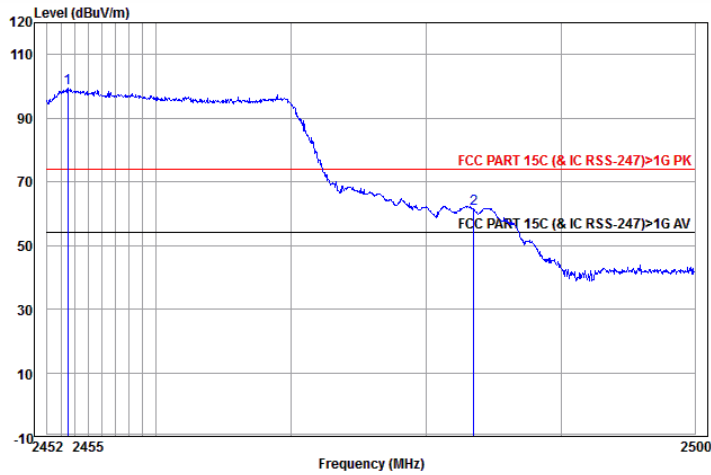
| | Ant Freq | Cable Factor | Read Loss | Read Level | Level | Limit Line | Over Limit | Pol/Phase | Remark |
|------|----------|--------------|-----------|------------|--------|------------|------------|-----------|--------|
| | MHz | dB/m | dB | dBuV | dBuV/m | dBuV/m | dB | | |
| 1 | 2390.000 | 27.64 | 3.07 | 29.87 | 60.58 | 74.00 | -13.42 | Vertical | Peak |
| 2 pp | 2418.562 | 27.61 | 3.08 | 68.57 | 99.26 | 74.00 | 25.26 | Vertical | Peak |

| | | | |
|------------------|--------------------------|------------------------|-----------------|
| Worse case mode: | 802.11n(HT40) (13.5Mbps) | | |
| | Test channel: Lowest | Polarization: Vertical | Remark: Average |



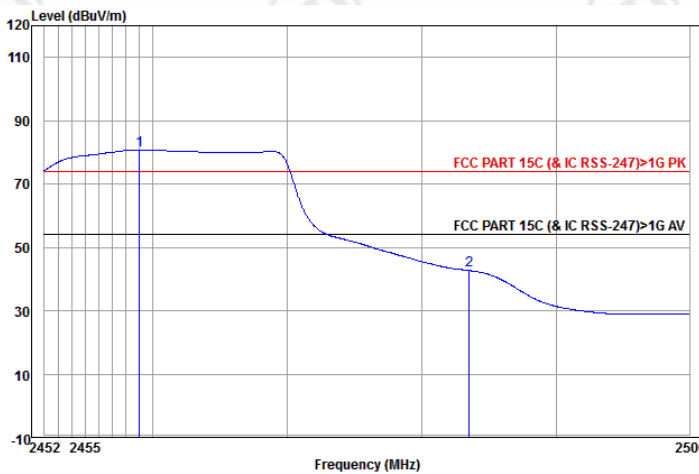
| | Ant Freq | Cable Factor | Read Loss | Read Level | Level | Limit Line | Over Limit | Pol/Phase | Remark |
|------|----------|--------------|-----------|------------|--------|------------|------------|-----------|---------|
| | MHz | dB/m | dB | dBuV | dBuV/m | dBuV/m | dB | | |
| 1 | 2390.000 | 27.64 | 3.07 | 9.05 | 39.76 | 54.00 | -14.24 | Vertical | Average |
| 2 pp | 2419.135 | 27.61 | 3.08 | 54.45 | 85.14 | 54.00 | 31.14 | Vertical | Average |

| | | | |
|------------------|--------------------------|--------------------------|--------------|
| Worse case mode: | 802.11n(HT40) (13.5Mbps) | | |
| | Test channel: Highest | Polarization: Horizontal | Remark: Peak |



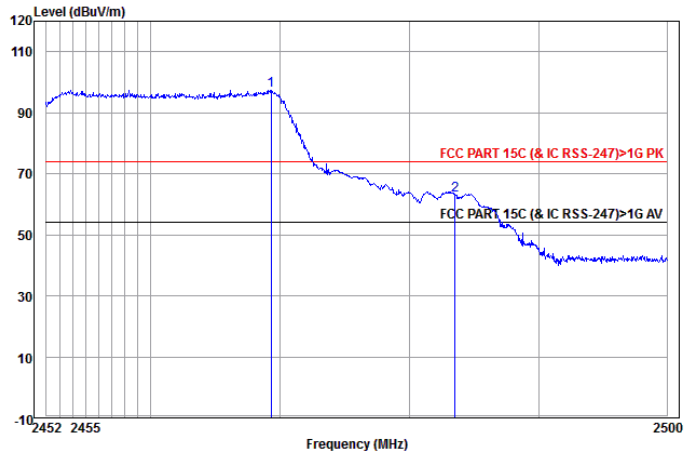
| | Ant Freq | Cable Factor | Cable Loss | Read Level | Level | Limit Line | Over Limit | Pol/Phase | Remark |
|------|----------|--------------|------------|------------|--------|------------|------------|------------|--------|
| | MHz | dB/m | dB | dBuV | dBuV/m | dBuV/m | dB | | |
| 1 pp | 2453.522 | 27.60 | 3.10 | 68.80 | 99.50 | 74.00 | 25.50 | Horizontal | Peak |
| 2 | 2483.500 | 27.59 | 3.12 | 30.84 | 61.55 | 74.00 | -12.45 | Horizontal | Peak |

| | | | |
|------------------|--------------------------|--------------------------|-----------------|
| Worse case mode: | 802.11n(HT40) (13.5Mbps) | | |
| | Test channel: Highest | Polarization: Horizontal | Remark: Average |



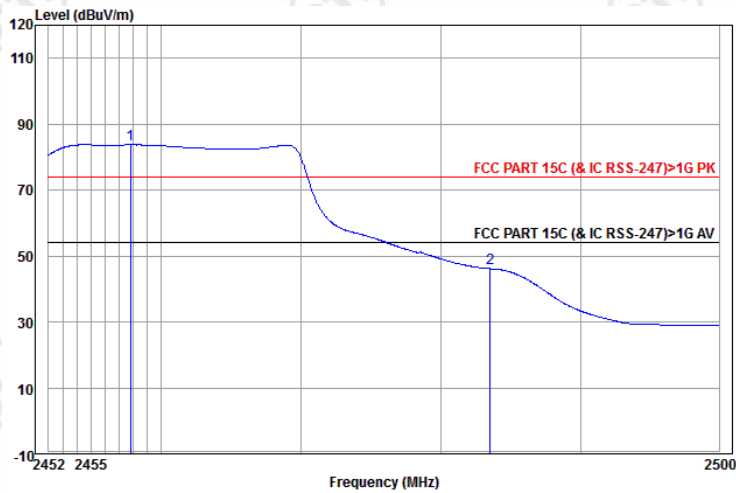
| | Ant Freq | Cable Factor | Cable Loss | Read Level | Level | Limit Line | Over Limit | Pol/Phase | Remark |
|------|----------|--------------|------------|------------|--------|------------|------------|------------|---------|
| | MHz | dB/m | dB | dBuV | dBuV/m | dBuV/m | dB | | |
| 1 pp | 2458.998 | 27.60 | 3.10 | 49.98 | 80.68 | 54.00 | 26.68 | Horizontal | Average |
| 2 | 2483.500 | 27.59 | 3.12 | 11.97 | 42.68 | 54.00 | -11.32 | Horizontal | Average |

| | | | |
|------------------|--------------------------|------------------------|--------------|
| Worse case mode: | 802.11n(HT40) (13.5Mbps) | | |
| | Test channel: Highest | Polarization: Vertical | Remark: Peak |



| | Ant Freq | Ant Factor | Cable Loss | Read Level | Level | Limit Line | Over Limit | Pol/Phase | Remark |
|---|-------------|------------|------------|------------|--------|------------|------------|-----------|--------|
| | MHz | dB/m | dB | dBuV | dBuV/m | dBuV/m | dB | | |
| 1 | pp 2469.269 | 27.59 | 3.11 | 66.72 | 97.42 | 74.00 | 23.42 | Vertical | Peak |
| 2 | 2483.500 | 27.59 | 3.12 | 32.14 | 62.85 | 74.00 | -11.15 | Vertical | Peak |

| | | | |
|------------------|--------------------------|------------------------|-----------------|
| Worse case mode: | 802.11n(HT40) (13.5Mbps) | | |
| | Test channel: Highest | Polarization: Vertical | Remark: Average |



| | Ant Freq | Ant Factor | Cable Loss | Read Level | Level | Limit Line | Over Limit | Pol/Phase | Remark |
|---|-------------|------------|------------|------------|--------|------------|------------|-----------|---------|
| | MHz | dB/m | dB | dBuV | dBuV/m | dBuV/m | dB | | |
| 1 | pp 2457.806 | 27.60 | 3.10 | 53.10 | 83.80 | 54.00 | 29.80 | Vertical | Average |
| 2 | 2483.500 | 27.59 | 3.12 | 15.44 | 46.15 | 54.00 | -7.85 | Vertical | Average |

Note:

1) Through Pre-scan transmitting mode and charge+transmitter mode with all kind of modulation and data rate, find the 11Mbps of rate is the worst case of 802.11b; 6Mbps of rate is the worst case of 802.11g; 6.5Mbps of rate is the worst case of 802.11n(HT20) ; 13.5Mbps of rate is the worst case of 802.11n(HT40),and then Only the worst case is recorded in the report.

2) The field strength is calculated by adding the Antenna Factor, Cable Factor & Preamplifier. The basic equation with a sample calculation is as follows:

Final Test Level =Receiver Reading - Correct Factor

Correct Factor = Preamplifier Factor– Antenna Factor–Cable Factor

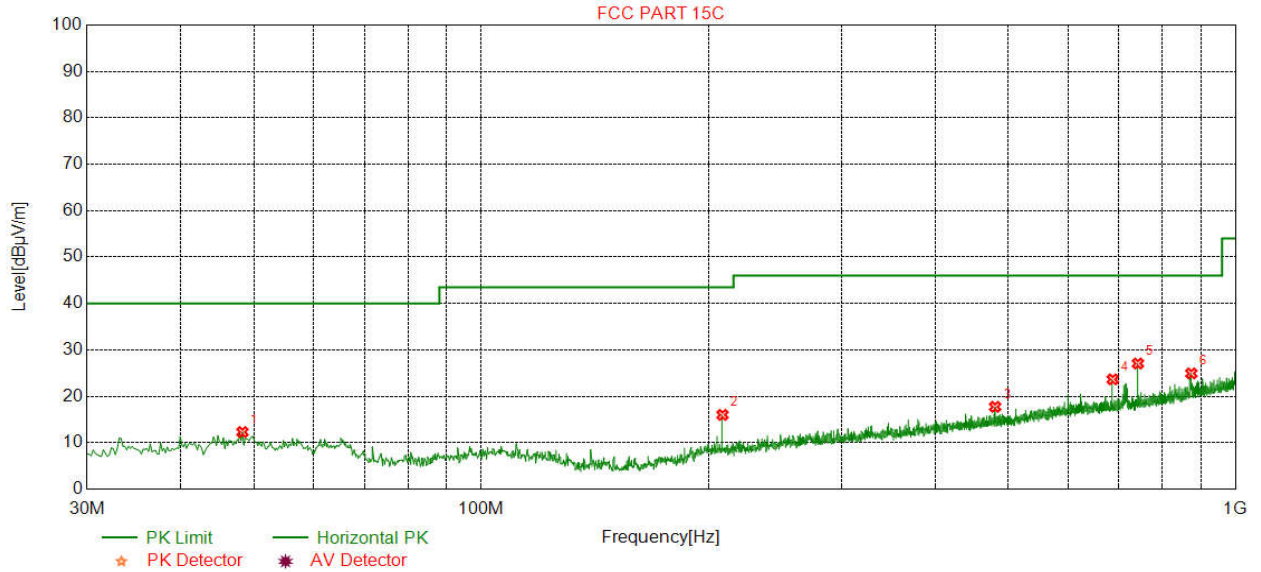
Appendix I) Radiated Spurious Emissions

| | | | | | |
|--|-------------------|----------------------------------|----------------------|------------|--------------------------|
| Receiver Setup: | Frequency | Detector | RBW | VBW | Remark |
| | 0.009MHz-0.090MHz | Peak | 10kHz | 30kHz | Peak |
| | 0.009MHz-0.090MHz | Average | 10kHz | 30kHz | Average |
| | 0.090MHz-0.110MHz | Quasi-peak | 10kHz | 30kHz | Quasi-peak |
| | 0.110MHz-0.490MHz | Peak | 10kHz | 30kHz | Peak |
| | 0.110MHz-0.490MHz | Average | 10kHz | 30kHz | Average |
| | 0.490MHz -30MHz | Quasi-peak | 10kHz | 30kHz | Quasi-peak |
| | 30MHz-1GHz | Quasi-peak | 120kHz | 300kHz | Quasi-peak |
| | Above 1GHz | Peak | 1MHz | 3MHz | Peak |
| Peak | | 1MHz | 10Hz | Average | |
| Test Procedure: | | | | | |
| Below 1GHz test procedure as below: | | | | | |
| <p>The EUT was placed on the top of a rotating table 0.8 meters above the ground at a 3 meter semi-anechoic chamber. The table was rotated 360 degrees to determine the position of the highest radiation.</p> <p>The EUT was set 3 meters away from the interference-receiving antenna, which was mounted on the top of a variable-height antenna tower.</p> <p>The antenna height is varied from one meter to four meters above the ground to determine the maximum value of the field strength. Both horizontal and vertical polarizations of the antenna are set to make the measurement.</p> <p>For each suspected emission, the EUT was arranged to its worst case and then the antenna was tuned to heights from 1 meter to 4 meters (for the test frequency of below 30MHz, the antenna was tuned to heights 1 meter) and the rotatable was turned from 0 degrees to 360 degrees to find the maximum reading.</p> <p>The test-receiver system was set to Peak Detect Function and Specified Bandwidth with Maximum Hold Mode.</p> <p>If the emission level of the EUT in peak mode was 10dB lower than the limit specified, then testing could be stopped and the peak values of the EUT would be reported. Otherwise the emissions that did not have 10dB margin would be re-tested one by one using peak, quasi-peak or average method as specified and then reported in a data sheet.</p> | | | | | |
| Above 1GHz test procedure as below: | | | | | |
| <p>Different between above is the test site, change from Semi- Anechoic Chamber to fully Anechoic Chamber and change form table 0.8 meter to 1.5 meter(Above 18GHz the distance is 1 meter and table is 1.5 meter)..</p> <p>Test the EUT in the lowest channel ,the middle channel ,the Highest channel</p> <p>The radiation measurements are performed in X, Y, Z axis positioning for Transmitting mode, and found the X axis positioning which it is worse case.</p> <p>Repeat above procedures until all frequencies measured was complete.</p> | | | | | |
| Limit: | Frequency | Field strength (microvolt/meter) | Limit (dB μ V/m) | Remark | Measurement distance (m) |
| | 0.009MHz-0.490MHz | 2400/F(kHz) | - | - | 300 |
| | 0.490MHz-1.705MHz | 24000/F(kHz) | - | - | 30 |
| | 1.705MHz-30MHz | 30 | - | - | 30 |
| | 30MHz-88MHz | 100 | 40.0 | Quasi-peak | 3 |
| | 88MHz-216MHz | 150 | 43.5 | Quasi-peak | 3 |
| | 216MHz-960MHz | 200 | 46.0 | Quasi-peak | 3 |
| | 960MHz-1GHz | 500 | 54.0 | Quasi-peak | 3 |
| | Above 1GHz | 500 | 54.0 | Average | 3 |
| <p>Note: 15.35(b), Unless otherwise specified, the limit on peak radio frequency emissions is 20dB above the maximum permitted average emission limit applicable to the equipment under test. This peak limit applies to the total peak emission level radiated by the device.</p> | | | | | |

Radiated Spurious Emissions test Data:
Radiated Emission below 1GHz

| | | | |
|---------|-------------------------------|----------|------|
| Mode: | 802.11 b(11Mbps) Transmitting | Channel: | 2462 |
| Remark: | QP | | |

Test Graph

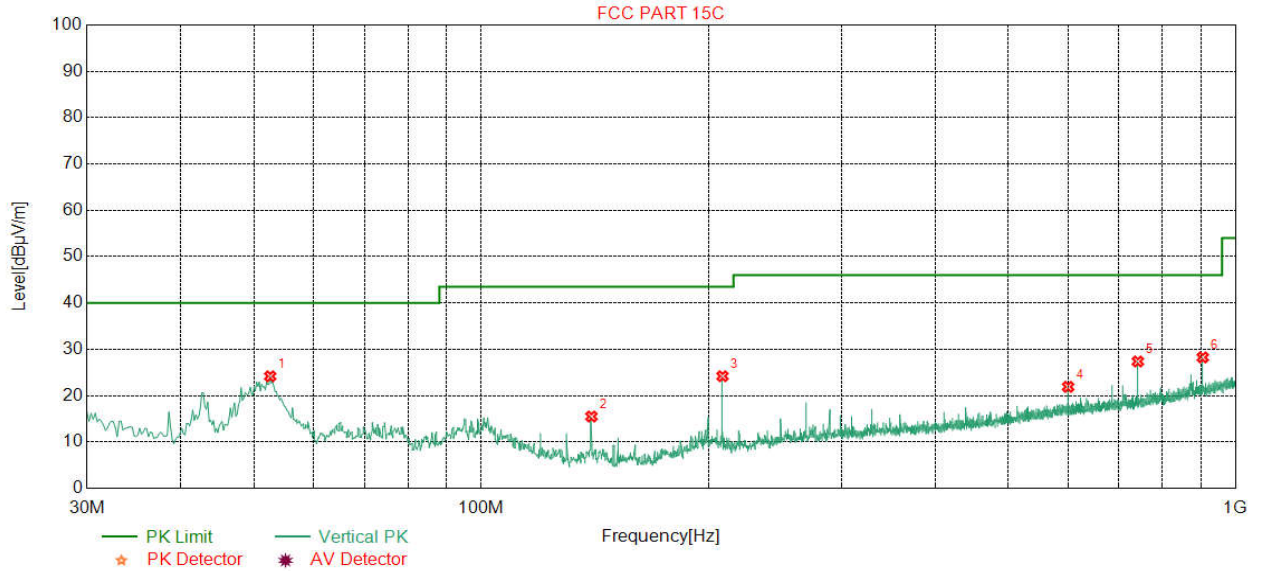


Suspected List

| NO | Freq. [MHz] | Ant Factor [dB] | Cable loss [dB] | Pream gain [dB] | Reading [dBµV] | Level [dBµV/m] | Limit [dBµV/m] | Magin [dB] | Result | Polarity |
|----|-------------|-----------------|-----------------|-----------------|----------------|----------------|----------------|------------|--------|------------|
| 1 | 48.2396 | 13.20 | 0.78 | -32.12 | 30.44 | 12.30 | 40.00 | 27.70 | Pass | Horizontal |
| 2 | 208.9038 | 11.13 | 1.71 | -31.94 | 35.10 | 16.00 | 43.50 | 27.50 | Pass | Horizontal |
| 3 | 480.1700 | 16.68 | 2.61 | -31.90 | 30.35 | 17.74 | 46.00 | 28.26 | Pass | Horizontal |
| 4 | 687.5975 | 19.70 | 3.14 | -32.06 | 32.87 | 23.65 | 46.00 | 22.35 | Pass | Horizontal |
| 5 | 742.5105 | 20.27 | 3.26 | -32.11 | 35.65 | 27.07 | 46.00 | 18.93 | Pass | Horizontal |
| 6 | 874.0688 | 21.79 | 3.54 | -31.71 | 31.32 | 24.94 | 46.00 | 21.06 | Pass | Horizontal |

| | | | |
|---------|-------------------------------|----------|------|
| Mode: | 802.11 b(11Mbps) Transmitting | Channel: | 2462 |
| Remark: | QP | | |

Test Graph

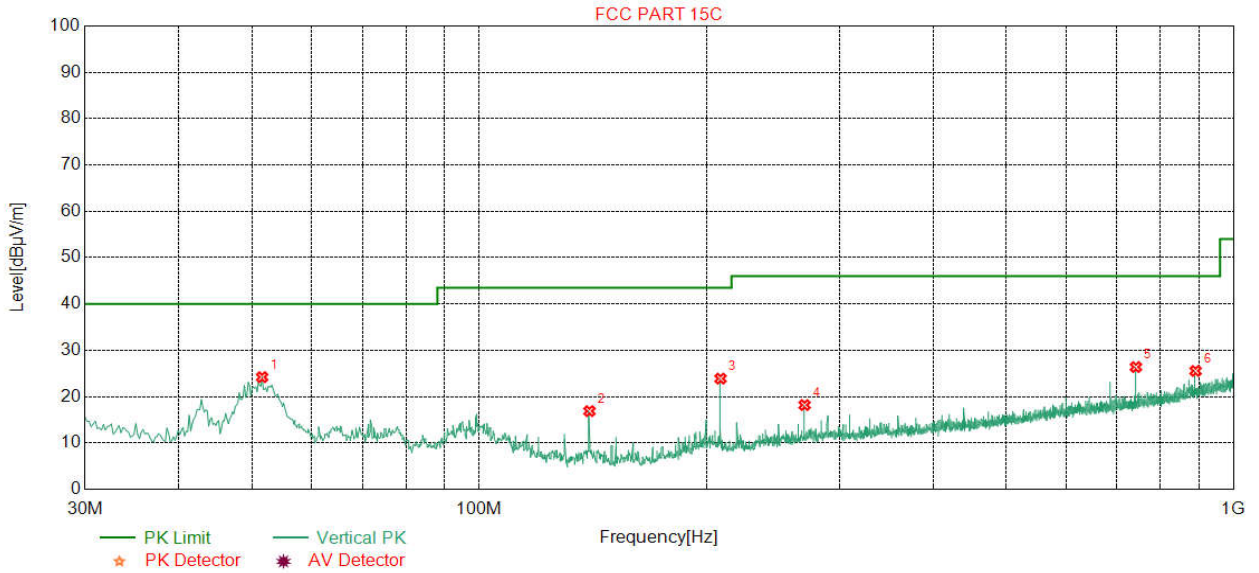


Suspected List

| NO | Freq. [MHz] | Ant Factor [dB] | Cable loss [dB] | Pream gain [dB] | Reading [dBµV] | Level [dBµV/m] | Limit [dBµV/m] | Magin [dB] | Result | Polarity |
|----|-------------|-----------------|-----------------|-----------------|----------------|----------------|----------------|------------|--------|----------|
| 1 | 52.5085 | 12.80 | 0.82 | -32.10 | 42.66 | 24.18 | 40.00 | 15.82 | Pass | Vertical |
| 2 | 140.0200 | 7.20 | 1.39 | -31.99 | 38.90 | 15.50 | 43.50 | 28.00 | Pass | Vertical |
| 3 | 208.9038 | 11.13 | 1.71 | -31.94 | 43.30 | 24.20 | 43.50 | 19.30 | Pass | Vertical |
| 4 | 600.0860 | 19.00 | 2.96 | -31.99 | 31.93 | 21.90 | 46.00 | 24.10 | Pass | Vertical |
| 5 | 742.5105 | 20.27 | 3.26 | -32.11 | 35.95 | 27.37 | 46.00 | 18.63 | Pass | Vertical |
| 6 | 905.1150 | 22.13 | 3.60 | -31.53 | 34.05 | 28.25 | 46.00 | 17.75 | Pass | Vertical |

| | | | |
|---------|------------------------------|----------|------|
| Mode: | 802.11 g(6Mbps) Transmitting | Channel: | 2412 |
| Remark: | QP | | |

Test Graph

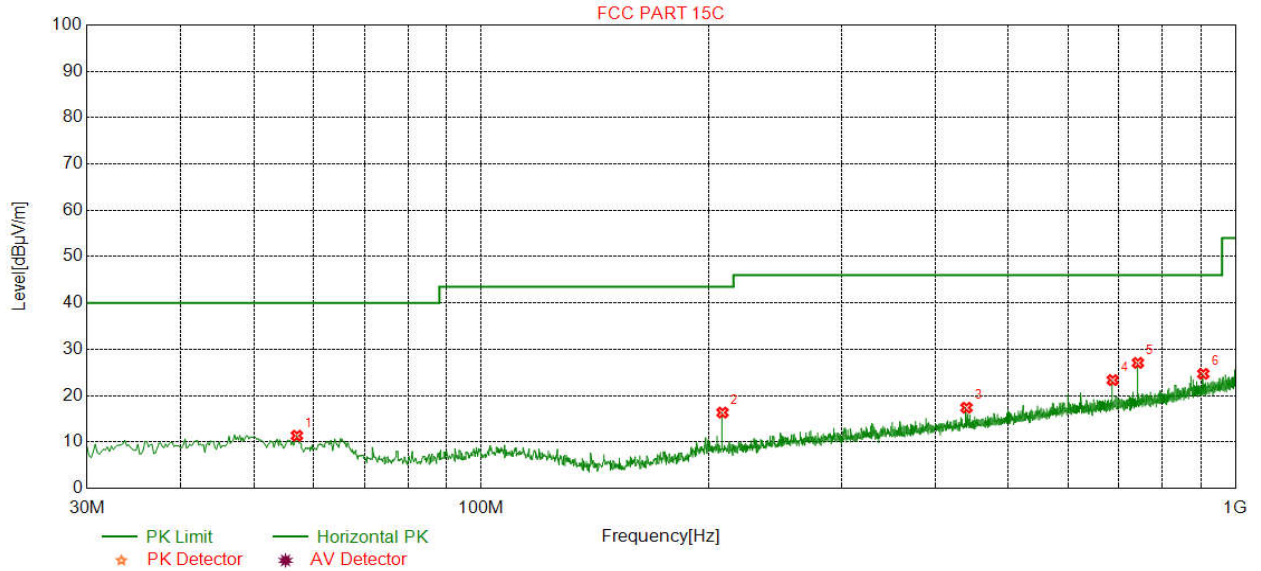


Suspected List

| NO | Freq. [MHz] | Ant Factor [dB] | Cable loss [dB] | Pream gain [dB] | Reading [dBµV] | Level [dBµV/m] | Limit [dBµV/m] | Margin [dB] | Result | Polarity |
|----|-------------|-----------------|-----------------|-----------------|----------------|----------------|----------------|-------------|--------|----------|
| 1 | 51.5383 | 12.95 | 0.81 | -32.10 | 42.55 | 24.21 | 40.00 | 15.79 | Pass | Vertical |
| 2 | 140.0200 | 7.20 | 1.39 | -31.99 | 40.28 | 16.88 | 43.50 | 26.62 | Pass | Vertical |
| 3 | 208.9038 | 11.13 | 1.71 | -31.94 | 42.99 | 23.89 | 43.50 | 19.61 | Pass | Vertical |
| 4 | 270.0260 | 12.60 | 1.96 | -31.88 | 35.51 | 18.19 | 46.00 | 27.81 | Pass | Vertical |
| 5 | 742.5105 | 20.27 | 3.26 | -32.11 | 34.97 | 26.39 | 46.00 | 19.61 | Pass | Vertical |
| 6 | 890.9502 | 21.99 | 3.58 | -31.61 | 31.59 | 25.55 | 46.00 | 20.45 | Pass | Vertical |

| | | | |
|---------|------------------------------|----------|------|
| Mode: | 802.11 g(6Mbps) Transmitting | Channel: | 2437 |
| Remark: | QP | | |

Test Graph

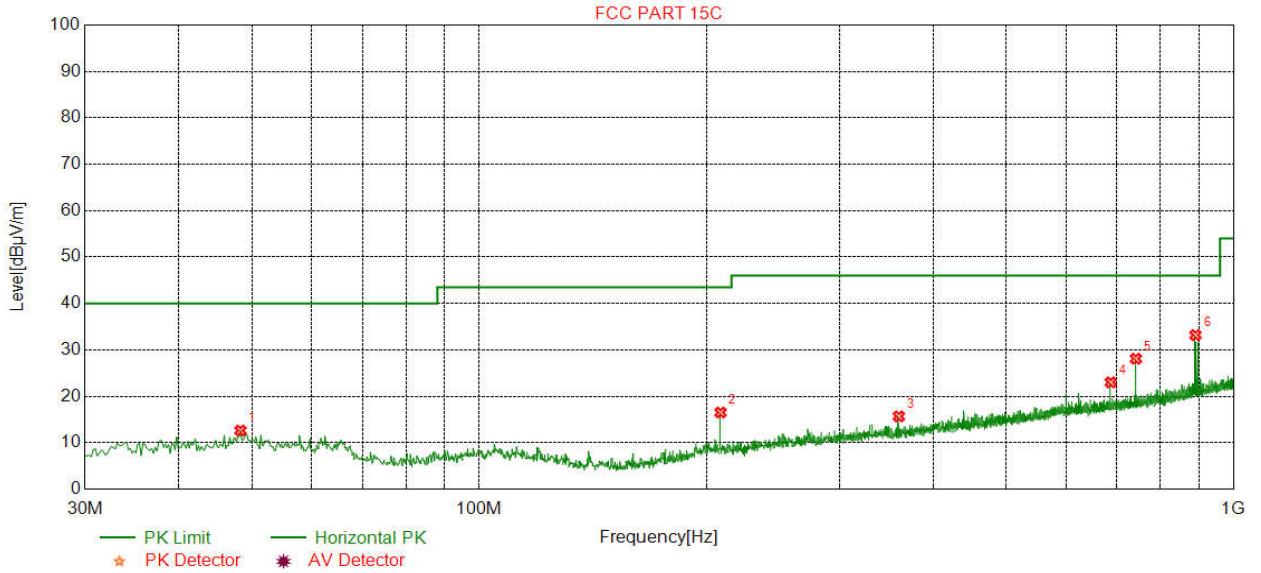


Suspected List

| NO | Freq. [MHz] | Ant Factor [dB] | Cable loss [dB] | Pream gain [dB] | Reading [dBµV] | Level [dBµV/m] | Limit [dBµV/m] | Magin [dB] | Result | Polarity |
|----|-------------|-----------------|-----------------|-----------------|----------------|----------------|----------------|------------|--------|------------|
| 1 | 56.9714 | 12.08 | 0.86 | -32.06 | 30.48 | 11.36 | 40.00 | 28.64 | Pass | Horizontal |
| 2 | 208.9038 | 11.13 | 1.71 | -31.94 | 35.44 | 16.34 | 43.50 | 27.16 | Pass | Horizontal |
| 3 | 440.0040 | 16.04 | 2.48 | -31.88 | 30.76 | 17.40 | 46.00 | 28.60 | Pass | Horizontal |
| 4 | 687.5975 | 19.70 | 3.14 | -32.06 | 32.57 | 23.35 | 46.00 | 22.65 | Pass | Horizontal |
| 5 | 742.5105 | 20.27 | 3.26 | -32.11 | 35.65 | 27.07 | 46.00 | 18.93 | Pass | Horizontal |
| 6 | 906.6673 | 22.14 | 3.60 | -31.51 | 30.48 | 24.71 | 46.00 | 21.29 | Pass | Horizontal |

| | | | |
|---------|--------------------------|----------|------|
| Mode: | 802.11 n(HT20) (6.5Mbps) | Channel: | 2462 |
| Remark: | QP | | |

Test Graph

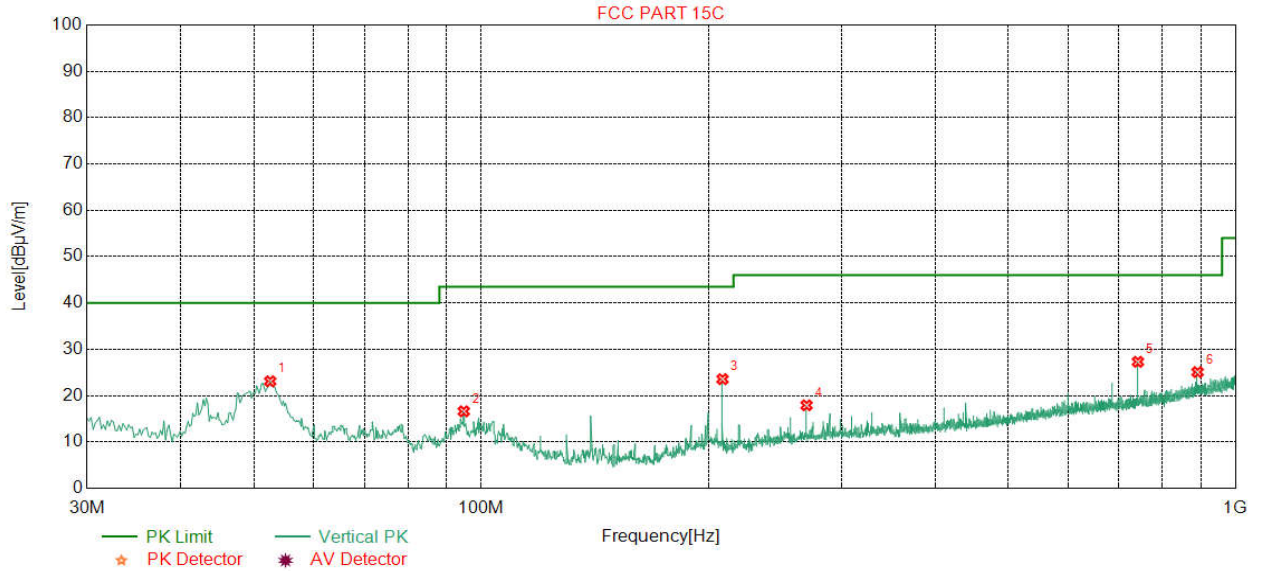


Suspected List

| NO | Freq. [MHz] | Ant Factor [dB] | Cable loss [dB] | Pream gain [dB] | Reading [dBµV] | Level [dBµV/m] | Limit [dBµV/m] | Margin [dB] | Result | Polarity |
|----|-------------|-----------------|-----------------|-----------------|----------------|----------------|----------------|-------------|--------|------------|
| 1 | 48.2396 | 13.20 | 0.78 | -32.12 | 30.77 | 12.63 | 40.00 | 27.37 | Pass | Horizontal |
| 2 | 208.9038 | 11.13 | 1.71 | -31.94 | 35.62 | 16.52 | 43.50 | 26.98 | Pass | Horizontal |
| 3 | 360.0600 | 14.52 | 2.27 | -31.84 | 30.73 | 15.68 | 46.00 | 30.32 | Pass | Horizontal |
| 4 | 687.5975 | 19.70 | 3.14 | -32.06 | 32.23 | 23.01 | 46.00 | 22.99 | Pass | Horizontal |
| 5 | 742.5105 | 20.27 | 3.26 | -32.11 | 36.68 | 28.10 | 46.00 | 17.90 | Pass | Horizontal |
| 6 | 890.5621 | 21.99 | 3.58 | -31.62 | 39.25 | 33.20 | 46.00 | 12.80 | Pass | Horizontal |

| | | | |
|---------|--------------------------|----------|------|
| Mode: | 802.11 n(HT20) (6.5Mbps) | Channel: | 2462 |
| Remark: | QP | | |

Test Graph

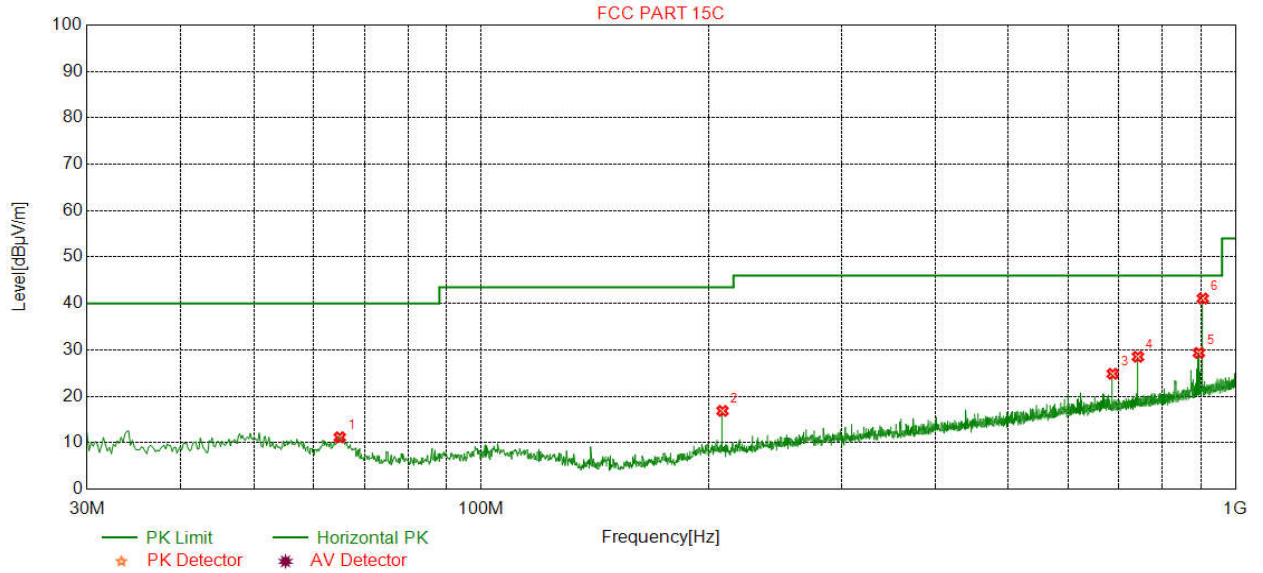


Suspected List

| NO | Freq. [MHz] | Ant Factor [dB] | Cable loss [dB] | Pream gain [dB] | Reading [dBµV] | Level [dBµV/m] | Limit [dBµV/m] | Magin [dB] | Result | Polarity |
|----|-------------|-----------------|-----------------|-----------------|----------------|----------------|----------------|------------|--------|----------|
| 1 | 52.5085 | 12.80 | 0.82 | -32.10 | 41.58 | 23.10 | 40.00 | 16.90 | Pass | Vertical |
| 2 | 94.8090 | 10.17 | 1.12 | -32.08 | 37.41 | 16.62 | 43.50 | 26.88 | Pass | Vertical |
| 3 | 208.9038 | 11.13 | 1.71 | -31.94 | 42.66 | 23.56 | 43.50 | 19.94 | Pass | Vertical |
| 4 | 270.0260 | 12.60 | 1.96 | -31.88 | 35.24 | 17.92 | 46.00 | 28.08 | Pass | Vertical |
| 5 | 742.5105 | 20.27 | 3.26 | -32.11 | 35.88 | 27.30 | 46.00 | 18.70 | Pass | Vertical |
| 6 | 890.9502 | 21.99 | 3.58 | -31.61 | 31.12 | 25.08 | 46.00 | 20.92 | Pass | Vertical |

| | | | |
|---------|--------------------------|----------|------|
| Mode: | 802.11 n(HT40) (6.5Mbps) | Channel: | 2422 |
| Remark: | QP | | |

Test Graph

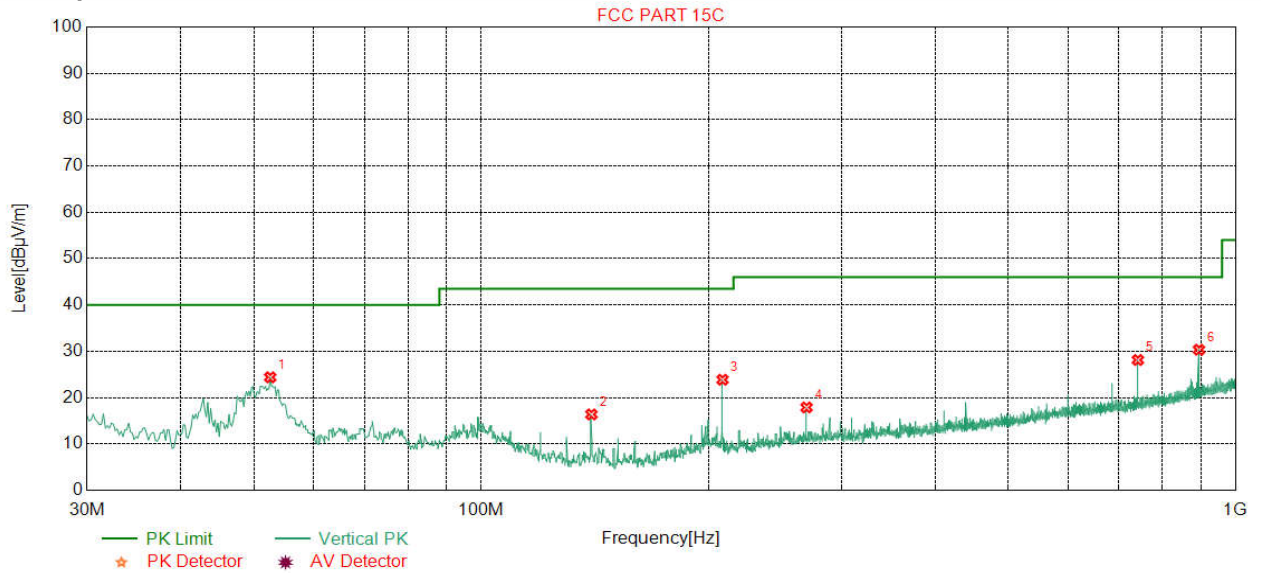


Suspected List

| NO | Freq. [MHz] | Ant Factor [dB] | Cable loss [dB] | Pream gain [dB] | Reading [dBµV] | Level [dBµV/m] | Limit [dBµV/m] | Margin [dB] | Result | Polarity |
|----|-------------|-----------------|-----------------|-----------------|----------------|----------------|----------------|-------------|--------|------------|
| 1 | 64.9270 | 10.32 | 0.92 | -32.05 | 31.98 | 11.17 | 40.00 | 28.83 | Pass | Horizontal |
| 2 | 208.9038 | 11.13 | 1.71 | -31.94 | 35.96 | 16.86 | 43.50 | 26.64 | Pass | Horizontal |
| 3 | 687.5975 | 19.70 | 3.14 | -32.06 | 34.07 | 24.85 | 46.00 | 21.15 | Pass | Horizontal |
| 4 | 742.5105 | 20.27 | 3.26 | -32.11 | 37.11 | 28.53 | 46.00 | 17.47 | Pass | Horizontal |
| 5 | 894.4429 | 22.03 | 3.59 | -31.60 | 35.34 | 29.36 | 46.00 | 16.64 | Pass | Horizontal |
| 6 | 905.1150 | 22.13 | 3.60 | -31.53 | 46.87 | 41.07 | 46.00 | 4.93 | Pass | Horizontal |

| | | | |
|---------|--------------------------|----------|------|
| Mode: | 802.11 n(HT40) (6.5Mbps) | Channel: | 2422 |
| Remark: | QP | | |

Test Graph



Suspected List

| NO | Freq. [MHz] | Ant Factor [dB] | Cable loss [dB] | Pream gain [dB] | Reading [dBµV] | Level [dBµV/m] | Limit [dBµV/m] | Magin [dB] | Result | Polarity |
|----|-------------|-----------------|-----------------|-----------------|----------------|----------------|----------------|------------|--------|----------|
| 1 | 52.5085 | 12.80 | 0.82 | -32.10 | 42.87 | 24.39 | 40.00 | 15.61 | Pass | Vertical |
| 2 | 140.0200 | 7.20 | 1.39 | -31.99 | 39.78 | 16.38 | 43.50 | 27.12 | Pass | Vertical |
| 3 | 208.9038 | 11.13 | 1.71 | -31.94 | 42.97 | 23.87 | 43.50 | 19.63 | Pass | Vertical |
| 4 | 270.0260 | 12.60 | 1.96 | -31.88 | 35.21 | 17.89 | 46.00 | 28.11 | Pass | Vertical |
| 5 | 742.5105 | 20.27 | 3.26 | -32.11 | 36.71 | 28.13 | 46.00 | 17.87 | Pass | Vertical |
| 6 | 894.6369 | 22.04 | 3.59 | -31.61 | 36.32 | 30.34 | 46.00 | 15.66 | Pass | Vertical |

Transmitter Emission above 1GHz

| | | | |
|---------|-------------------------------|----------|------|
| Mode: | 802.11 b(11Mbps) Transmitting | Channel: | 2412 |
| Remark: | PK | | |

| NO | Freq. [MHz] | Ant Factor [dB] | Cable loss [dB] | Pream gain [dB] | Reading [dB μ V] | Level [dB μ V/m] | Limit [dB μ V/m] | Magin [dB] | Result | Polarity |
|----|-------------|-----------------|-----------------|-----------------|----------------------|----------------------|----------------------|------------|--------|------------|
| 1 | 2925.9852 | 33.08 | 4.39 | -36.72 | 47.34 | 48.09 | 74.00 | 25.91 | Pass | Horizontal |
| 2 | 4824.0000 | 34.50 | 4.61 | -36.11 | 45.63 | 48.63 | 74.00 | 25.37 | Pass | Horizontal |
| 3 | 5834.6085 | 35.54 | 5.05 | -36.02 | 43.24 | 47.81 | 74.00 | 26.19 | Pass | Horizontal |
| 4 | 7236.0000 | 36.34 | 5.79 | -36.44 | 41.31 | 47.00 | 74.00 | 27.00 | Pass | Horizontal |
| 5 | 8465.4215 | 36.59 | 6.43 | -36.44 | 43.98 | 50.56 | 74.00 | 23.44 | Pass | Horizontal |
| 6 | 9648.0000 | 37.66 | 6.72 | -36.92 | 42.52 | 49.98 | 74.00 | 24.02 | Pass | Horizontal |

| | | | |
|---------|-------------------------------|----------|------|
| Mode: | 802.11 b(11Mbps) Transmitting | Channel: | 2412 |
| Remark: | PK | | |

Suspected List

| NO | Freq. [MHz] | Ant Factor [dB] | Cable loss [dB] | Pream gain [dB] | Reading [dB μ V] | Level [dB μ V/m] | Limit [dB μ V/m] | Magin [dB] | Result | Polarity |
|----|-------------|-----------------|-----------------|-----------------|----------------------|----------------------|----------------------|------------|--------|----------|
| 1 | 2853.1706 | 32.97 | 4.24 | -36.91 | 47.14 | 47.44 | 74.00 | 26.56 | Pass | Vertical |
| 2 | 4824.0000 | 34.50 | 4.61 | -36.11 | 43.80 | 46.80 | 74.00 | 27.20 | Pass | Vertical |
| 3 | 7236.0000 | 36.34 | 5.79 | -36.44 | 40.26 | 45.95 | 74.00 | 28.05 | Pass | Vertical |
| 4 | 7693.1443 | 36.52 | 6.24 | -36.39 | 43.65 | 50.02 | 74.00 | 23.98 | Pass | Vertical |
| 5 | 8958.8209 | 37.61 | 6.36 | -36.56 | 43.44 | 50.85 | 74.00 | 23.15 | Pass | Vertical |
| 6 | 9648.0000 | 37.66 | 6.72 | -36.92 | 42.49 | 49.95 | 74.00 | 24.05 | Pass | Vertical |

| | | | |
|---------|-------------------------------|----------|------|
| Mode: | 802.11 b(11Mbps) Transmitting | Channel: | 2437 |
| Remark: | PK | | |

Suspected List

| NO | Freq. [MHz] | Ant Factor [dB] | Cable loss [dB] | Pream gain [dB] | Reading [dBμV] | Level [dBμV/m] | Limit [dBμV/m] | Magin [dB] | Result | Polarity |
|----|-------------|-----------------|-----------------|-----------------|----------------|----------------|----------------|------------|--------|------------|
| 1 | 3285.7036 | 33.31 | 4.54 | -36.79 | 46.36 | 47.42 | 74.00 | 26.58 | Pass | Horizontal |
| 2 | 4874.0000 | 34.50 | 4.78 | -36.09 | 45.20 | 48.39 | 74.00 | 25.61 | Pass | Horizontal |
| 3 | 6350.4350 | 35.87 | 5.46 | -36.13 | 42.88 | 48.08 | 74.00 | 25.92 | Pass | Horizontal |
| 4 | 7311.0000 | 36.41 | 5.85 | -36.31 | 41.34 | 47.29 | 74.00 | 26.71 | Pass | Horizontal |
| 5 | 7670.7171 | 36.53 | 6.20 | -36.51 | 44.01 | 50.23 | 74.00 | 23.77 | Pass | Horizontal |
| 6 | 9748.0000 | 37.70 | 6.77 | -36.79 | 42.27 | 49.95 | 74.00 | 24.05 | Pass | Horizontal |

| | | | |
|---------|-------------------------------|----------|------|
| Mode: | 802.11 b(11Mbps) Transmitting | Channel: | 2437 |
| Remark: | PK | | |

Suspected List

| NO | Freq. [MHz] | Ant Factor [dB] | Cable loss [dB] | Pream gain [dB] | Reading [dBμV] | Level [dBμV/m] | Limit [dBμV/m] | Magin [dB] | Result | Polarity |
|----|-------------|-----------------|-----------------|-----------------|----------------|----------------|----------------|------------|--------|----------|
| 1 | 2765.5531 | 32.82 | 4.18 | -36.79 | 47.40 | 47.61 | 74.00 | 26.39 | Pass | Vertical |
| 2 | 4874.0000 | 34.50 | 4.78 | -36.09 | 43.60 | 46.79 | 74.00 | 27.21 | Pass | Vertical |
| 3 | 5522.5773 | 35.04 | 5.16 | -36.10 | 43.42 | 47.52 | 74.00 | 26.48 | Pass | Vertical |
| 4 | 6342.6343 | 35.87 | 5.46 | -36.15 | 43.20 | 48.38 | 74.00 | 25.62 | Pass | Vertical |
| 5 | 7311.0000 | 36.41 | 5.85 | -36.31 | 41.06 | 47.01 | 74.00 | 26.99 | Pass | Vertical |
| 6 | 9748.0000 | 37.70 | 6.77 | -36.79 | 41.10 | 48.78 | 74.00 | 25.22 | Pass | Vertical |

| | | | |
|---------|-------------------------------|----------|------|
| Mode: | 802.11 b(11Mbps) Transmitting | Channel: | 2462 |
| Remark: | PK | | |

Suspected List

| NO | Freq. [MHz] | Ant Factor [dB] | Cable loss [dB] | Pream gain [dB] | Reading [dB μ V] | Level [dB μ V/m] | Limit [dB μ V/m] | Magin [dB] | Result | Polarity |
|----|-------------|-----------------|-----------------|-----------------|----------------------|----------------------|----------------------|------------|--------|------------|
| 1 | 3158.9409 | 33.26 | 4.58 | -36.90 | 47.18 | 48.12 | 74.00 | 25.88 | Pass | Horizontal |
| 2 | 4924.0000 | 34.50 | 4.85 | -36.17 | 45.41 | 48.59 | 74.00 | 25.41 | Pass | Horizontal |
| 3 | 6356.2856 | 35.87 | 5.44 | -36.15 | 43.02 | 48.18 | 74.00 | 25.82 | Pass | Horizontal |
| 4 | 7386.0000 | 36.49 | 5.85 | -36.34 | 40.09 | 46.09 | 74.00 | 27.91 | Pass | Horizontal |
| 5 | 8384.4884 | 36.55 | 6.28 | -36.39 | 43.76 | 50.20 | 74.00 | 23.80 | Pass | Horizontal |
| 6 | 9848.0000 | 37.74 | 6.83 | -36.93 | 41.62 | 49.26 | 74.00 | 24.74 | Pass | Horizontal |

| | | | |
|---------|-------------------------------|----------|------|
| Mode: | 802.11 b(11Mbps) Transmitting | Channel: | 2462 |
| Remark: | PK | | |

Suspected List

| NO | Freq. [MHz] | Ant Factor [dB] | Cable loss [dB] | Pream gain [dB] | Reading [dB μ V] | Level [dB μ V/m] | Limit [dB μ V/m] | Magin [dB] | Result | Polarity |
|----|-------------|-----------------|-----------------|-----------------|----------------------|----------------------|----------------------|------------|--------|----------|
| 1 | 2151.0302 | 31.91 | 3.65 | -36.29 | 47.23 | 46.50 | 74.00 | 27.50 | Pass | Vertical |
| 2 | 3506.0756 | 33.40 | 4.48 | -36.56 | 45.80 | 47.12 | 74.00 | 26.88 | Pass | Vertical |
| 3 | 4924.0000 | 34.50 | 4.85 | -36.17 | 43.66 | 46.84 | 74.00 | 27.16 | Pass | Vertical |
| 4 | 5916.5167 | 35.67 | 5.15 | -36.22 | 43.41 | 48.01 | 74.00 | 25.99 | Pass | Vertical |
| 5 | 7386.0000 | 36.49 | 5.85 | -36.34 | 40.05 | 46.05 | 74.00 | 27.95 | Pass | Vertical |
| 6 | 9848.0000 | 37.74 | 6.83 | -36.93 | 41.38 | 49.02 | 74.00 | 24.98 | Pass | Vertical |

| | | | |
|---------|------------------------------|----------|------|
| Mode: | 802.11 g(6Mbps) Transmitting | Channel: | 2412 |
| Remark: | PK | | |

Suspected List

| NO | Freq. [MHz] | Ant Factor [dB] | Cable loss [dB] | Pream gain [dB] | Reading [dB μ V] | Level [dB μ V/m] | Limit [dB μ V/m] | Magin [dB] | Result | Polarity |
|----|-------------|-----------------|-----------------|-----------------|----------------------|----------------------|----------------------|------------|--------|------------|
| 1 | 2988.7978 | 33.18 | 4.52 | -36.73 | 46.61 | 47.58 | 74.00 | 26.42 | Pass | Horizontal |
| 2 | 4824.0000 | 34.50 | 4.61 | -36.11 | 42.13 | 45.13 | 74.00 | 28.87 | Pass | Horizontal |
| 3 | 5633.7384 | 35.21 | 5.01 | -36.05 | 43.75 | 47.92 | 74.00 | 26.08 | Pass | Horizontal |
| 4 | 7236.0000 | 36.34 | 5.79 | -36.44 | 40.74 | 46.43 | 74.00 | 27.57 | Pass | Horizontal |
| 5 | 7691.1941 | 36.52 | 6.24 | -36.40 | 43.48 | 49.84 | 74.00 | 24.16 | Pass | Horizontal |
| 6 | 9648.0000 | 37.66 | 6.72 | -36.92 | 42.50 | 49.96 | 74.00 | 24.04 | Pass | Horizontal |

| | | | |
|---------|------------------------------|----------|------|
| Mode: | 802.11 g(6Mbps) Transmitting | Channel: | 2412 |
| Remark: | PK | | |

Suspected List

| NO | Freq. [MHz] | Ant Factor [dB] | Cable loss [dB] | Pream gain [dB] | Reading [dB μ V] | Level [dB μ V/m] | Limit [dB μ V/m] | Magin [dB] | Result | Polarity |
|----|-------------|-----------------|-----------------|-----------------|----------------------|----------------------|----------------------|------------|--------|----------|
| 1 | 1751.3503 | 30.06 | 3.23 | -36.78 | 50.52 | 47.03 | 74.00 | 26.97 | Pass | Vertical |
| 2 | 4824.0000 | 34.50 | 4.61 | -36.11 | 41.86 | 44.86 | 74.00 | 29.14 | Pass | Vertical |
| 3 | 5711.7462 | 35.34 | 5.00 | -36.12 | 43.43 | 47.65 | 74.00 | 26.35 | Pass | Vertical |
| 4 | 6327.0327 | 35.87 | 5.46 | -36.18 | 43.19 | 48.34 | 74.00 | 25.66 | Pass | Vertical |
| 5 | 7236.0000 | 36.34 | 5.79 | -36.44 | 40.50 | 46.19 | 74.00 | 27.81 | Pass | Vertical |
| 6 | 9648.0000 | 37.66 | 6.72 | -36.92 | 42.50 | 49.96 | 74.00 | 24.04 | Pass | Vertical |

| | | | |
|---------|------------------------------|----------|------|
| Mode: | 802.11 g(6Mbps) Transmitting | Channel: | 2437 |
| Remark: | PK | | |

Suspected List

| NO | Freq. [MHz] | Ant Factor [dB] | Cable loss [dB] | Pream gain [dB] | Reading [dB μ V] | Level [dB μ V/m] | Limit [dB μ V/m] | Magin [dB] | Result | Polarity |
|----|-------------|-----------------|-----------------|-----------------|----------------------|----------------------|----------------------|------------|--------|------------|
| 1 | 3320.8071 | 33.33 | 4.56 | -36.76 | 46.58 | 47.71 | 74.00 | 26.29 | Pass | Horizontal |
| 2 | 4874.0000 | 34.50 | 4.78 | -36.09 | 42.80 | 45.99 | 74.00 | 28.01 | Pass | Horizontal |
| 3 | 6357.2607 | 35.87 | 5.44 | -36.16 | 42.77 | 47.92 | 74.00 | 26.08 | Pass | Horizontal |
| 4 | 7311.0000 | 36.41 | 5.85 | -36.31 | 39.97 | 45.92 | 74.00 | 28.08 | Pass | Horizontal |
| 5 | 8420.5671 | 36.57 | 6.36 | -36.33 | 43.88 | 50.48 | 74.00 | 23.52 | Pass | Horizontal |
| 6 | 9748.0000 | 37.70 | 6.77 | -36.79 | 42.81 | 50.49 | 74.00 | 23.51 | Pass | Horizontal |

| | | | |
|---------|------------------------------|----------|------|
| Mode: | 802.11 g(6Mbps) Transmitting | Channel: | 2437 |
| Remark: | PK | | |

Suspected List

| N O | Freq. [MHz] | Ant Factor [dB] | Cable loss [dB] | Pream gain [dB] | Reading [dB μ V] | Level [dB μ V/m] | Limit [dB μ V/m] | Magin [dB] | Result | Polarity |
|-----|-------------|-----------------|-----------------|-----------------|----------------------|----------------------|----------------------|------------|--------|----------|
| 1 | 3318.8569 | 33.33 | 4.56 | -36.76 | 46.77 | 47.90 | 74.00 | 26.10 | Pass | Vertical |
| 2 | 4874.0000 | 34.50 | 4.78 | -36.09 | 41.17 | 44.36 | 74.00 | 29.64 | Pass | Vertical |
| 3 | 5984.7735 | 35.78 | 5.33 | -36.27 | 43.45 | 48.29 | 74.00 | 25.71 | Pass | Vertical |
| 4 | 7311.0000 | 36.41 | 5.85 | -36.31 | 40.11 | 46.06 | 74.00 | 27.94 | Pass | Vertical |
| 5 | 7722.3972 | 36.51 | 6.25 | -36.44 | 43.61 | 49.93 | 74.00 | 24.07 | Pass | Vertical |
| 6 | 9748.0000 | 37.70 | 6.77 | -36.79 | 42.47 | 50.15 | 74.00 | 23.85 | Pass | Vertical |

| | | | |
|---------|------------------------------|----------|------|
| Mode: | 802.11 g(6Mbps) Transmitting | Channel: | 2462 |
| Remark: | PK | | |

Suspected List

| NO | Freq. [MHz] | Ant Factor [dB] | Cable loss [dB] | Pream gain [dB] | Reading [dB μ V] | Level [dB μ V/m] | Limit [dB μ V/m] | Magin [dB] | Result | Polarity |
|----|-------------|-----------------|-----------------|-----------------|----------------------|----------------------|----------------------|------------|--------|------------|
| 1 | 2885.9772 | 33.02 | 4.34 | -36.71 | 47.17 | 47.82 | 74.00 | 26.18 | Pass | Horizontal |
| 2 | 4924.0000 | 34.50 | 4.85 | -36.17 | 42.85 | 46.03 | 74.00 | 27.97 | Pass | Horizontal |
| 3 | 6309.4809 | 35.86 | 5.46 | -36.21 | 43.12 | 48.23 | 74.00 | 25.77 | Pass | Horizontal |
| 4 | 7386.0000 | 36.49 | 5.85 | -36.34 | 40.09 | 46.09 | 74.00 | 27.91 | Pass | Horizontal |
| 5 | 8400.0900 | 36.56 | 6.33 | -36.26 | 43.43 | 50.06 | 74.00 | 23.94 | Pass | Horizontal |
| 6 | 9848.0000 | 37.74 | 6.83 | -36.93 | 41.51 | 49.15 | 74.00 | 24.85 | Pass | Horizontal |

| | | | |
|---------|------------------------------|----------|------|
| Mode: | 802.11 g(6Mbps) Transmitting | Channel: | 2462 |
| Remark: | PK | | |

Suspected List

| NO | Freq. [MHz] | Ant Factor [dB] | Cable loss [dB] | Pream gain [dB] | Reading [dB μ V] | Level [dB μ V/m] | Limit [dB μ V/m] | Magin [dB] | Result | Polarity |
|----|-------------|-----------------|-----------------|-----------------|----------------------|----------------------|----------------------|------------|--------|----------|
| 1 | 3000.9751 | 33.20 | 4.93 | -36.71 | 46.25 | 47.67 | 74.00 | 26.33 | Pass | Vertical |
| 2 | 4924.0000 | 34.50 | 4.85 | -36.17 | 41.26 | 44.44 | 74.00 | 29.56 | Pass | Vertical |
| 3 | 5793.6544 | 35.47 | 4.97 | -36.03 | 43.87 | 48.28 | 74.00 | 25.72 | Pass | Vertical |
| 4 | 7386.0000 | 36.49 | 5.85 | -36.34 | 39.63 | 45.63 | 74.00 | 28.37 | Pass | Vertical |
| 5 | 8426.4176 | 36.57 | 6.37 | -36.35 | 43.47 | 50.06 | 74.00 | 23.94 | Pass | Vertical |
| 6 | 9848.0000 | 37.74 | 6.83 | -36.93 | 40.97 | 48.61 | 74.00 | 25.39 | Pass | Vertical |

| | | | |
|---------|--------------------------|----------|------|
| Mode: | 802.11 n(HT20) (6.5Mbps) | Channel: | 2412 |
| Remark: | PK | | |

Suspected List

| NO | Freq. [MHz] | Ant Factor [dB] | Cable loss [dB] | Pream gain [dB] | Reading [dB μ V] | Level [dB μ V/m] | Limit [dB μ V/m] | Magin [dB] | Result | Polarity |
|----|-------------|-----------------|-----------------|-----------------|----------------------|----------------------|----------------------|------------|--------|------------|
| 1 | 1368.8738 | 28.27 | 2.85 | -37.26 | 48.37 | 42.23 | 74.00 | 31.77 | Pass | Horizontal |
| 2 | 3294.4794 | 33.32 | 4.57 | -36.80 | 46.10 | 47.19 | 74.00 | 26.81 | Pass | Horizontal |
| 3 | 4824.0000 | 34.50 | 4.61 | -36.11 | 40.82 | 43.82 | 74.00 | 30.18 | Pass | Horizontal |
| 4 | 7236.0000 | 36.34 | 5.79 | -36.44 | 40.92 | 46.61 | 74.00 | 27.39 | Pass | Horizontal |
| 5 | 7714.5965 | 36.51 | 6.25 | -36.41 | 43.76 | 50.11 | 74.00 | 23.89 | Pass | Horizontal |
| 6 | 9648.0000 | 37.66 | 6.72 | -36.92 | 42.49 | 49.95 | 74.00 | 24.05 | Pass | Horizontal |

| | | | |
|---------|--------------------------|----------|------|
| Mode: | 802.11 n(HT20) (6.5Mbps) | Channel: | 2412 |
| Remark: | PK | | |

Suspected List

| NO | Freq. [MHz] | Ant Factor [dB] | Cable loss [dB] | Pream gain [dB] | Reading [dB μ V] | Level [dB μ V/m] | Limit [dB μ V/m] | Magin [dB] | Result | Polarity |
|----|-------------|-----------------|-----------------|-----------------|----------------------|----------------------|----------------------|------------|--------|----------|
| 1 | 3209.6460 | 33.28 | 4.61 | -36.71 | 46.86 | 48.04 | 74.00 | 25.96 | Pass | Vertical |
| 2 | 4824.0000 | 34.50 | 4.61 | -36.11 | 41.39 | 44.39 | 74.00 | 29.61 | Pass | Vertical |
| 3 | 6326.0576 | 35.87 | 5.46 | -36.18 | 43.19 | 48.34 | 74.00 | 25.66 | Pass | Vertical |
| 4 | 7236.0000 | 36.34 | 5.79 | -36.44 | 41.28 | 46.97 | 74.00 | 27.03 | Pass | Vertical |
| 5 | 8155.3405 | 36.46 | 6.41 | -36.46 | 43.75 | 50.16 | 74.00 | 23.84 | Pass | Vertical |
| 6 | 9648.0000 | 37.66 | 6.72 | -36.92 | 43.01 | 50.47 | 74.00 | 23.53 | Pass | Vertical |

| | | | |
|---------|--------------------------|----------|------|
| Mode: | 802.11 n(HT20) (6.5Mbps) | Channel: | 2437 |
| Remark: | PK | | |

Suspected List

| N O | Freq. [MHz] | Ant Factor [dB] | Cable loss [dB] | Pream gain [dB] | Reading [dBμV] | Level [dBμV/m] | Limit [dBμV/m] | Magin [dB] | Result | Polarity |
|-----|-------------|-----------------|-----------------|-----------------|----------------|----------------|----------------|------------|--------|------------|
| 1 | 2990.3981 | 33.18 | 4.52 | -36.72 | 46.91 | 47.89 | 74.00 | 26.11 | Pass | Horizontal |
| 2 | 4874.0000 | 34.50 | 4.78 | -36.09 | 40.95 | 44.14 | 74.00 | 29.86 | Pass | Horizontal |
| 3 | 6424.5425 | 35.88 | 5.41 | -36.29 | 42.93 | 47.93 | 74.00 | 26.07 | Pass | Horizontal |
| 4 | 7311.0000 | 36.41 | 5.85 | -36.31 | 39.70 | 45.65 | 74.00 | 28.35 | Pass | Horizontal |
| 5 | 8479.0729 | 36.59 | 6.45 | -36.43 | 44.06 | 50.67 | 74.00 | 23.33 | Pass | Horizontal |
| 6 | 9748.0000 | 37.70 | 6.77 | -36.79 | 42.15 | 49.83 | 74.00 | 24.17 | Pass | Horizontal |

| | | | |
|---------|--------------------------|----------|------|
| Mode: | 802.11 n(HT20) (6.5Mbps) | Channel: | 2437 |
| Remark: | PK | | |

Suspected List

| N O | Freq. [MHz] | Ant Factor [dB] | Cable loss [dB] | Pream gain [dB] | Reading [dBμV] | Level [dBμV/m] | Limit [dBμV/m] | Magin [dB] | Result | Polarity |
|-----|-------------|-----------------|-----------------|-----------------|----------------|----------------|----------------|------------|--------|----------|
| 1 | 3015.6016 | 33.21 | 4.90 | -36.77 | 46.55 | 47.89 | 74.00 | 26.11 | Pass | Vertical |
| 2 | 4874.0000 | 34.50 | 4.78 | -36.09 | 40.09 | 43.28 | 74.00 | 30.72 | Pass | Vertical |
| 3 | 5798.5299 | 35.48 | 4.98 | -36.03 | 44.21 | 48.64 | 74.00 | 25.36 | Pass | Vertical |
| 4 | 6339.7090 | 35.87 | 5.46 | -36.15 | 43.84 | 49.02 | 74.00 | 24.98 | Pass | Vertical |
| 5 | 7311.0000 | 36.41 | 5.85 | -36.31 | 40.91 | 46.86 | 74.00 | 27.14 | Pass | Vertical |
| 6 | 9748.0000 | 37.70 | 6.77 | -36.79 | 42.23 | 49.91 | 74.00 | 24.09 | Pass | Vertical |

| | | | |
|---------|--------------------------|----------|------|
| Mode: | 802.11 n(HT20) (6.5Mbps) | Channel: | 2462 |
| Remark: | PK | | |

Suspected List

| NO | Freq. [MHz] | Ant Factor [dB] | Cable loss [dB] | Pream gain [dB] | Reading [dB μ V] | Level [dB μ V/m] | Limit [dB μ V/m] | Magin [dB] | Result | Polarity |
|----|-------------|-----------------|-----------------|-----------------|----------------------|----------------------|----------------------|------------|--------|------------|
| 1 | 3018.5269 | 33.21 | 4.89 | -36.77 | 46.60 | 47.93 | 74.00 | 26.07 | Pass | Horizontal |
| 2 | 4924.0000 | 34.50 | 4.85 | -36.17 | 42.63 | 45.81 | 74.00 | 28.19 | Pass | Horizontal |
| 3 | 6464.5215 | 35.89 | 5.51 | -36.25 | 43.02 | 48.17 | 74.00 | 25.83 | Pass | Horizontal |
| 4 | 7386.0000 | 36.49 | 5.85 | -36.34 | 40.43 | 46.43 | 74.00 | 27.57 | Pass | Horizontal |
| 5 | 8428.3678 | 36.57 | 6.37 | -36.35 | 44.32 | 50.91 | 74.00 | 23.09 | Pass | Horizontal |
| 6 | 9848.0000 | 37.74 | 6.83 | -36.93 | 40.91 | 48.55 | 74.00 | 25.45 | Pass | Horizontal |

| | | | |
|---------|--------------------------|----------|------|
| Mode: | 802.11 n(HT20) (6.5Mbps) | Channel: | 2462 |
| Remark: | PK | | |

Suspected List

| NO | Freq. [MHz] | Ant Factor [dB] | Cable loss [dB] | Pream gain [dB] | Reading [dB μ V] | Level [dB μ V/m] | Limit [dB μ V/m] | Magin [dB] | Result | Polarity |
|----|-------------|-----------------|-----------------|-----------------|----------------------|----------------------|----------------------|------------|--------|----------|
| 1 | 3056.5557 | 33.22 | 4.82 | -36.87 | 46.35 | 47.52 | 74.00 | 26.48 | Pass | Vertical |
| 2 | 4924.0000 | 34.50 | 4.85 | -36.17 | 42.29 | 45.47 | 74.00 | 28.53 | Pass | Vertical |
| 3 | 5806.3306 | 35.49 | 4.99 | -36.02 | 43.89 | 48.35 | 74.00 | 25.65 | Pass | Vertical |
| 4 | 7158.7909 | 36.26 | 5.71 | -36.36 | 43.66 | 49.27 | 74.00 | 24.73 | Pass | Vertical |
| 5 | 7386.0000 | 36.49 | 5.85 | -36.34 | 40.15 | 46.15 | 74.00 | 27.85 | Pass | Vertical |
| 6 | 9848.0000 | 37.74 | 6.83 | -36.93 | 41.02 | 48.66 | 74.00 | 25.34 | Pass | Vertical |

| | | | |
|---------|--------------------------|----------|------|
| Mode: | 802.11 n(HT40) (6.5Mbps) | Channel: | 2422 |
| Remark: | PK | | |

Suspected List

| NO | Freq. [MHz] | Ant Factor [dB] | Cable loss [dB] | Pream gain [dB] | Reading [dBμV] | Level [dBμV/m] | Limit [dBμV/m] | Magin [dB] | Result | Polarity |
|----|-------------|-----------------|-----------------|-----------------|----------------|----------------|----------------|------------|--------|------------|
| 1 | 2994.3989 | 33.19 | 4.53 | -36.72 | 46.30 | 47.30 | 74.00 | 26.70 | Pass | Horizontal |
| 2 | 4844.0000 | 34.50 | 4.67 | -36.07 | 39.75 | 42.85 | 74.00 | 31.15 | Pass | Horizontal |
| 3 | 6395.2895 | 35.88 | 5.32 | -36.32 | 43.61 | 48.49 | 74.00 | 25.51 | Pass | Horizontal |
| 4 | 7266.0000 | 36.37 | 5.80 | -36.37 | 40.31 | 46.11 | 74.00 | 27.89 | Pass | Horizontal |
| 5 | 8403.9904 | 36.56 | 6.34 | -36.28 | 44.08 | 50.70 | 74.00 | 23.30 | Pass | Horizontal |
| 6 | 9688.0000 | 37.68 | 6.62 | -36.75 | 42.79 | 50.34 | 74.00 | 23.66 | Pass | Horizontal |

| | | | |
|---------|--------------------------|----------|------|
| Mode: | 802.11 n(HT40) (6.5Mbps) | Channel: | 2422 |
| Remark: | PK | | |

Suspected List

| NO | Freq. [MHz] | Ant Factor [dB] | Cable loss [dB] | Pream gain [dB] | Reading [dBμV] | Level [dBμV/m] | Limit [dBμV/m] | Magin [dB] | Result | Polarity |
|----|-------------|-----------------|-----------------|-----------------|----------------|----------------|----------------|------------|--------|----------|
| 1 | 2864.3729 | 32.98 | 4.27 | -36.83 | 47.63 | 48.05 | 74.00 | 25.95 | Pass | Vertical |
| 2 | 3578.2328 | 33.46 | 4.38 | -36.51 | 45.72 | 47.05 | 74.00 | 26.95 | Pass | Vertical |
| 3 | 4844.0000 | 34.50 | 4.67 | -36.07 | 40.01 | 43.11 | 74.00 | 30.89 | Pass | Vertical |
| 4 | 7266.0000 | 36.37 | 5.80 | -36.37 | 41.64 | 47.44 | 74.00 | 26.56 | Pass | Vertical |
| 5 | 8422.5173 | 36.57 | 6.36 | -36.33 | 43.96 | 50.56 | 74.00 | 23.44 | Pass | Vertical |
| 6 | 9688.0000 | 37.68 | 6.62 | -36.75 | 41.95 | 49.50 | 74.00 | 24.50 | Pass | Vertical |

| | | | |
|---------|--------------------------|----------|------|
| Mode: | 802.11 n(HT40) (6.5Mbps) | Channel: | 2437 |
| Remark: | PK | | |

Suspected List

| NO | Freq. [MHz] | Ant Factor [dB] | Cable loss [dB] | Pream gain [dB] | Reading [dBμV] | Level [dBμV/m] | Limit [dBμV/m] | Magin [dB] | Result | Polarity |
|----|-------------|-----------------|-----------------|-----------------|----------------|----------------|----------------|------------|--------|------------|
| 1 | 2891.5783 | 33.03 | 4.35 | -36.67 | 46.94 | 47.65 | 74.00 | 26.35 | Pass | Horizontal |
| 2 | 4874.0000 | 34.50 | 4.78 | -36.09 | 41.30 | 44.49 | 74.00 | 29.51 | Pass | Horizontal |
| 3 | 5541.1041 | 35.07 | 5.16 | -36.06 | 43.87 | 48.04 | 74.00 | 25.96 | Pass | Horizontal |
| 4 | 7311.0000 | 36.41 | 5.85 | -36.31 | 40.61 | 46.56 | 74.00 | 27.44 | Pass | Horizontal |
| 5 | 8481.0231 | 36.59 | 6.46 | -36.44 | 43.71 | 50.32 | 74.00 | 23.68 | Pass | Horizontal |
| 6 | 9748.0000 | 37.70 | 6.77 | -36.79 | 42.78 | 50.46 | 74.00 | 23.54 | Pass | Horizontal |

| | | | |
|---------|--------------------------|----------|------|
| Mode: | 802.11 n(HT40) (6.5Mbps) | Channel: | 2437 |
| Remark: | PK | | |

Suspected List

| NO | Freq. [MHz] | Ant Factor [dB] | Cable loss [dB] | Pream gain [dB] | Reading [dBμV] | Level [dBμV/m] | Limit [dBμV/m] | Magin [dB] | Result | Polarity |
|----|-------------|-----------------|-----------------|-----------------|----------------|----------------|----------------|------------|--------|----------|
| 1 | 4540.6541 | 34.50 | 4.73 | -36.27 | 43.62 | 46.58 | 74.00 | 27.42 | Pass | Vertical |
| 2 | 4874.0000 | 34.50 | 4.78 | -36.09 | 39.82 | 43.01 | 74.00 | 30.99 | Pass | Vertical |
| 3 | 6460.6211 | 35.89 | 5.51 | -36.25 | 43.19 | 48.34 | 74.00 | 25.66 | Pass | Vertical |
| 4 | 7311.0000 | 36.41 | 5.85 | -36.31 | 40.65 | 46.60 | 74.00 | 27.40 | Pass | Vertical |
| 5 | 8406.9157 | 36.56 | 6.34 | -36.28 | 44.11 | 50.73 | 74.00 | 23.27 | Pass | Vertical |
| 6 | 9748.0000 | 37.70 | 6.77 | -36.79 | 42.40 | 50.08 | 74.00 | 23.92 | Pass | Vertical |

| | | | |
|---------|--------------------------|----------|------|
| Mode: | 802.11 n(HT40) (6.5Mbps) | Channel: | 2452 |
| Remark: | PK | | |

Suspected List

| NO | Freq. [MHz] | Ant Factor [dB] | Cable loss [dB] | Pream gain [dB] | Reading [dBμV] | Level [dBμV/m] | Limit [dBμV/m] | Magin [dB] | Result | Polarity |
|----|-------------|-----------------|-----------------|-----------------|----------------|----------------|----------------|------------|--------|------------|
| 1 | 2966.3933 | 33.15 | 4.45 | -36.78 | 47.46 | 48.28 | 74.00 | 25.72 | Pass | Horizontal |
| 2 | 4904.0000 | 34.50 | 4.87 | -36.12 | 41.16 | 44.41 | 74.00 | 29.59 | Pass | Horizontal |
| 3 | 6504.5005 | 35.90 | 5.46 | -36.21 | 43.46 | 48.61 | 74.00 | 25.39 | Pass | Horizontal |
| 4 | 7356.0000 | 36.46 | 5.85 | -36.57 | 40.62 | 46.36 | 74.00 | 27.64 | Pass | Horizontal |
| 5 | 8575.6076 | 36.77 | 6.34 | -36.51 | 43.31 | 49.91 | 74.00 | 24.09 | Pass | Horizontal |
| 6 | 9808.0000 | 37.72 | 6.59 | -36.89 | 41.37 | 48.79 | 74.00 | 25.21 | Pass | Horizontal |

| | | | |
|---------|--------------------------|----------|------|
| Mode: | 802.11 n(HT40) (6.5Mbps) | Channel: | 2452 |
| Remark: | PK | | |

Suspected List

| NO | Freq. [MHz] | Ant Factor [dB] | Cable loss [dB] | Pream gain [dB] | Reading [dBμV] | Level [dBμV/m] | Limit [dBμV/m] | Magin [dB] | Result | Polarity |
|----|-------------|-----------------|-----------------|-----------------|----------------|----------------|----------------|------------|--------|----------|
| 1 | 3017.5518 | 33.21 | 4.89 | -36.77 | 46.50 | 47.83 | 74.00 | 26.17 | Pass | Vertical |
| 2 | 4904.0000 | 34.50 | 4.87 | -36.12 | 40.68 | 43.93 | 74.00 | 30.07 | Pass | Vertical |
| 3 | 5636.6637 | 35.22 | 5.00 | -36.05 | 43.61 | 47.78 | 74.00 | 26.22 | Pass | Vertical |
| 4 | 7356.0000 | 36.46 | 5.85 | -36.57 | 40.24 | 45.98 | 74.00 | 28.02 | Pass | Vertical |
| 5 | 8484.9235 | 36.59 | 6.46 | -36.43 | 44.11 | 50.73 | 74.00 | 23.27 | Pass | Vertical |
| 6 | 9808.0000 | 37.72 | 6.59 | -36.89 | 41.76 | 49.18 | 74.00 | 24.82 | Pass | Vertical |

Note:

1) Through Pre-scan transmitting mode and charge+transmitter mode with all kind of modulation and data rate, find the 11Mbps of rate is the worst case of 802.11b; 6Mbps of rate is the worst case of 802.11g; 6.5Mbps of rate is the worst case of 802.11n(HT20) ; 13.5Mbps of rate is the worst case of 802.11n(HT40), and then Only the worst case is recorded in the report.

2) The field strength is calculated by adding the Antenna Factor, Cable Factor & Preamplifier. The basic equation with a sample calculation is as follows:

Final Test Level = Receiver Reading - Correct Factor

Correct Factor = Preamplifier Factor - Antenna Factor - Cable Factor

3) Scan from 9kHz to 25GHz, the disturbance above 13GHz and below 30MHz was very low, and the above harmonics were the highest point could be found when testing, so only the above harmonics had been displayed. The amplitude of spurious emissions from the radiator which are attenuated more than 20dB below the limit need not be reported.

PHOTOGRAPHS OF TEST SETUP

Test model No.: IO Pro



Radiated spurious emission Test Setup-1(Below 1GHz)



Radiated spurious emission Test Setup-2(Below 30M)



Radiated spurious emission Test Setup-3(Above 1GHz)



Conducted Emissions Test Setup

PHOTOGRAPHS OF EUT Constructional Details

Refer to Report No.EED32K00215401 for EUT external and internal photo.

*** End of Report ***

The test report is effective only with both signature and specialized stamp, The result(s) shown in this report refer only to the sample(s) tested. Without written approval of CTI, this report can't be reproduced except in full.