



Conducted Emission

Test configuration mode	1	EUT Operation mode	1
-------------------------	---	--------------------	---



Conducted Emission


Test configuration mode	2	EUT Operation mode	2
-------------------------	---	--------------------	---



Radiated Emission

Test configuration mode	1	EUT Operation mode	1
-------------------------	---	--------------------	---

< 30 MHz ~ 1 GHz >



Radiated Emission

Test configuration mode	2	EUT Operation mode	2
-------------------------	---	--------------------	---



< 30 MHz ~ 1 GHz >



Radiated Emission

Test configuration mode	1	EUT Operation mode	1
-------------------------	---	--------------------	---



< (1 ~ 6) GHz >



Radiated Emission

Test configuration mode	2	EUT Operation mode	2
-------------------------	---	--------------------	---



< (1 ~ 6) GHz >



Radiated Emission

Test configuration mode	1	EUT Operation mode	1
-------------------------	---	--------------------	---

< (6 ~ 18) GHz >



Radiated Emission

Test configuration mode	2	EUT Operation mode	2
-------------------------	---	--------------------	---

< (6 ~ 18) GHz >

