

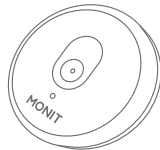


## User's Manual

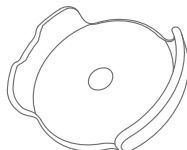
MONIT Diaper Sensor

[www.goodmonit.com](http://www.goodmonit.com)

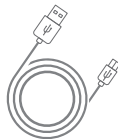
### Product Components



MONIT Diaper Sensor



Diaper Cradle



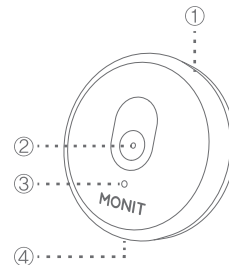
Micro USB Cable




User's Manual

### Product Parts

- ① Power Switch
- ② Sensing Hole
- ③ Status LED
- ④ USB Charger Terminal



### Product Function

Function	Notification	Action
 Sensing urine and feces	Clean / Urine / Feces / Abnormality	Notification sent to the App connected via Bluetooth

### User's Guide

- 1 Fully charge your battery before using the Sensor for the first time.
- 2 Turn on the power switch on the side of the Sensor, and make sure the blue LED light on the front is blinking.
- 3 Wait for the sensor to connect to your smartphone or monetary hub. LED is off when connected.
- 4 Make sure the MONIT logo on the sensor faces inside the diaper cradle. Swivel the sensor slightly from side to side to attach it more strongly.
- 5 When the urine is detected in the diaper, the alarm is transmitted to the user's smartphone, Please check the diaper condition.

※ If you need further information regarding the registration and use of our product, please visit our website or scan the QR code on the bottom.



<http://support.goodmonit.com>

## Getting Started

- 1 Search for “MONIT” on Google Play Store or iOS App Store and download the application.
- 2 Turn on the Bluetooth feature on your Smart Phone.
- 3 Turn on the power switch on the side of the Sensor, and make sure the blue LED light on the front is blinking.
- 4 Press “Register Device” and select “Sensor” on your app.
- 5 Connect to the Sensor by pressing the “Start Connection” button on the app.
- 6 The LED light on the Sensor will turn off when the connection is complete.
- 7 Register your baby’s information. The accuracy of the sensor may depend on the information you provide.
- 8 After you finish registering your baby’s information you will see the registration complete page.

## Size and Specification

Power Supply	DC 5V 150mA (Micro USB)
Communication	Bluetooth 5.0
Battery	Li - Poly DC 3.7V 170mAh
Charging Time	3hours
Operating Temperature	-10 ~ 50 °C
Support Platform	Android 5.0 & iOS 9.0 or above
Size	D40.6 x 10.3 (mm)
Weight	12 g
Recommended age of use	0 to 3 years

## Safety Precautions


- 1 Do not attempt to disassemble or repair the product.
- 2 Keep the product away from humidity and dust.
- 3 Prevent falls, water emersion and shock.
- 4 Do not place or use the product in direct sunlight or high temperatures.
- 5 Be careful that infants do not swallow.

## Product Certifications

- Product Name : MONIT Diaper Sensor
- Manufacturer : MONIT Corp.
- Country of Origin : Republic of Korea
- Manufacturing Date : 2018-05
- This device cannot be used in human safety related services due to its risk of interference
- This product complies with household use (rated B) level electromagnetic wave limits and it may be used in all regions.

MFD BY MONIT. Corp

Model : SBM - S100U

Input : 5V  / 150mA

KC ID : R-CMM-mNT-SBM-S100K

FCC ID : 2AQNN-SBM-S100U

Address : 5, Nambusunhwan-ro 289-gil, Seocho-gu, Seoul, Korea



Made in Korea

### FCC Warning Statement

FCC Part 15.19

This device complies with part 15 of the FCC Rules. Operation is subject to the following two conditions:  
(1) this device may not cause harmful interference, and (2) this device must accept any interference received, including interference that may cause undesired operation.

FCC Part 15.21

Any changes or modifications (including the antennas) to this device that are not expressly approved by the manufacturer may void the user’s authority to operate the equipment.

### FCC Radiation Exposure Statement

This equipment complies with FCC Radiation exposure limits set forth for an uncontrolled environment.

This device and its antenna must not be co-located or operating in conjunction with any other antenna or transmitter.

This equipment should be installed and operated with a minimum distance of 10cm between the radiator and your body.

### Declaration of Conformity

MONIT Corp. declares that this device complies with the essential requirements and relevant provisions of Directive 2014/53/EU. Go to ‘support.goodmonit.com’ to view the Declaration of Conformity.

## Product Warranty Period and Policy

- 1 1-year warranty
- 2 The device is eligible for replacement in case of manufacturing deficiency
- 3 Devices with deficiencies due to user’s improper handling will not be eligible for replacement.
- 4 Opened boxes without a legitimate reason cannot be refunded.
- 5 This product can be refunded or replaced under the Fair-Trade Commission (KFTC) standard of consumer conflict resolution.

monit © All Rights Reserved.

## Customer Assistance

MONIT Corp. | 070-4349-0184

support@goodmonit.com

5, Nambusunhwan-ro 289-gil, Seocho-gu, Seoul  
06699 Korea