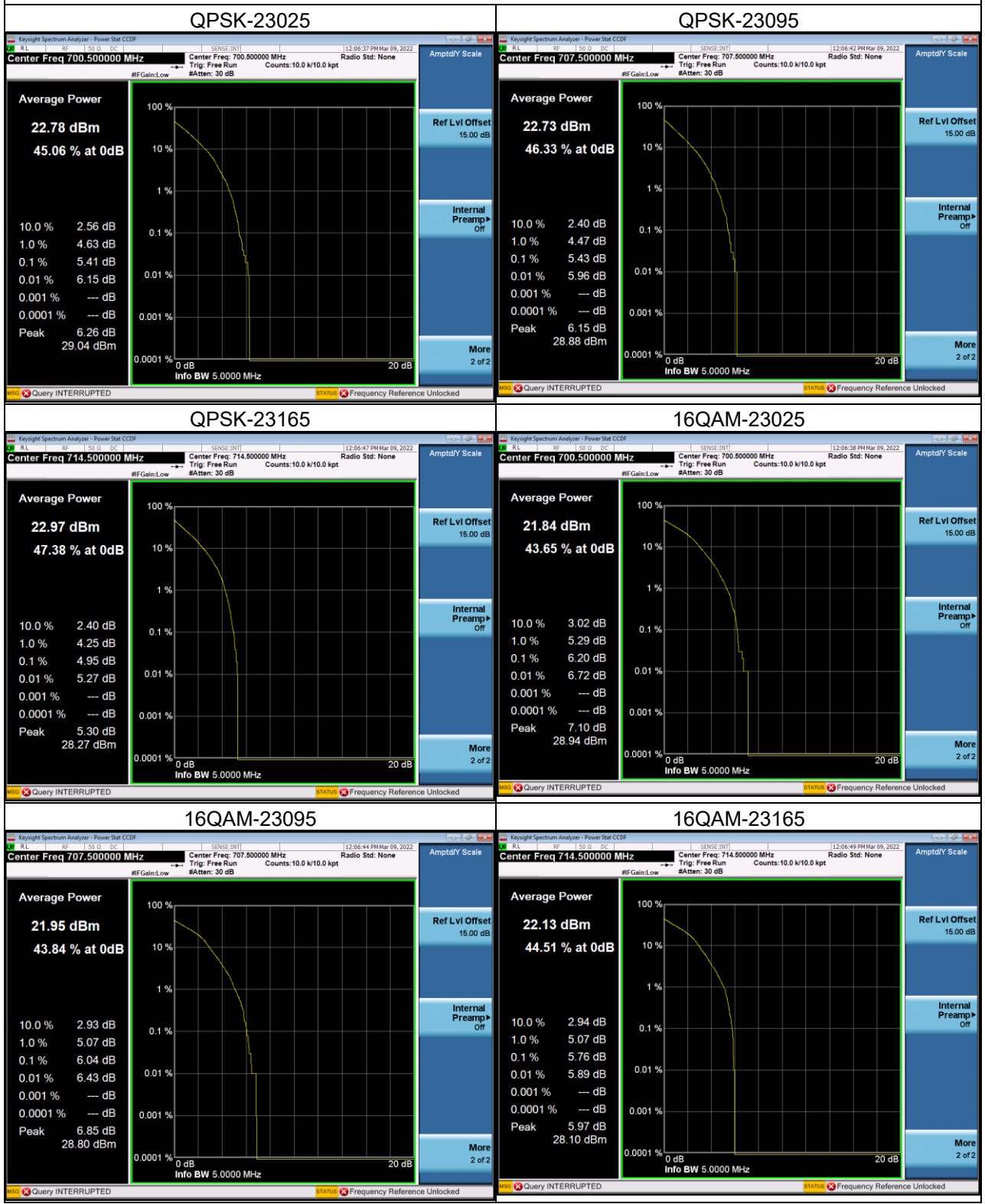


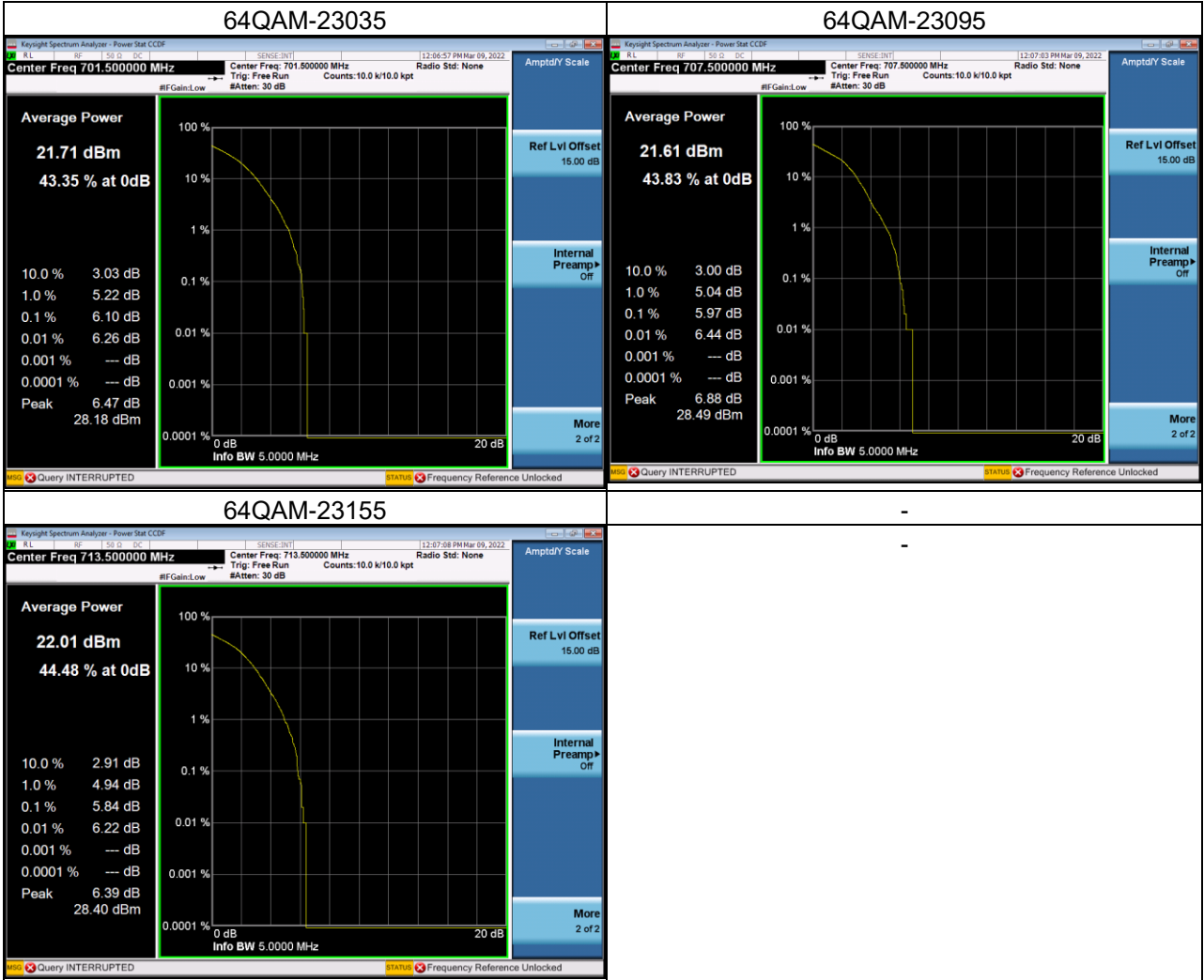
## LTE Band 12\_3M Spectrum Plot





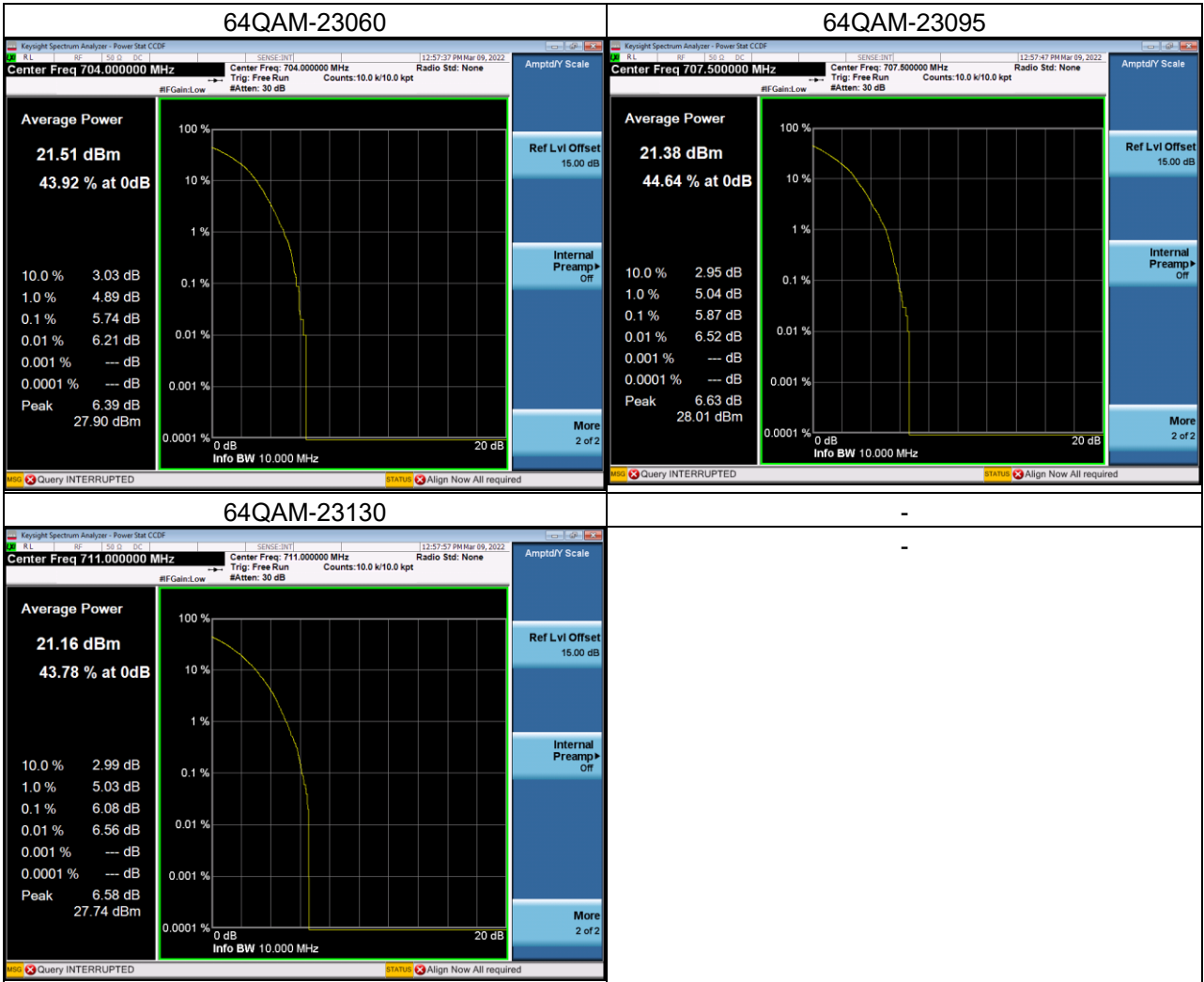
## LTE Band 12\_5M Spectrum Plot





## LTE Band 12\_10M Spectrum Plot







## LTE Band 13\_5M Spectrum Plot

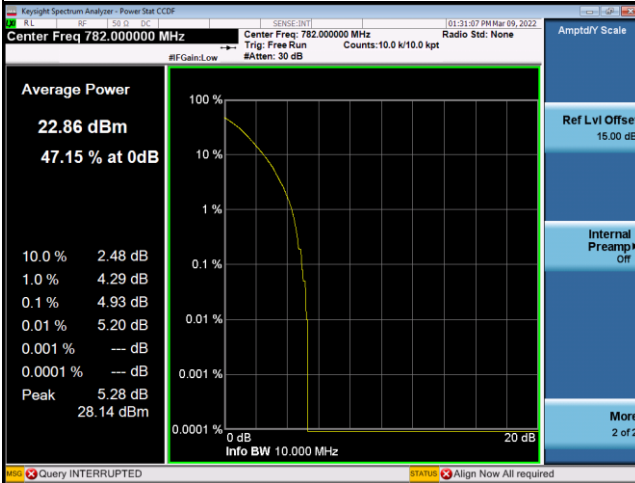




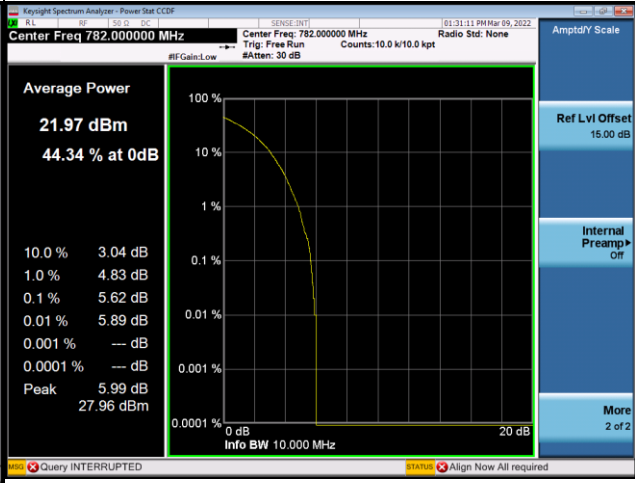


## LTE Band 13\_10M Spectrum Plot

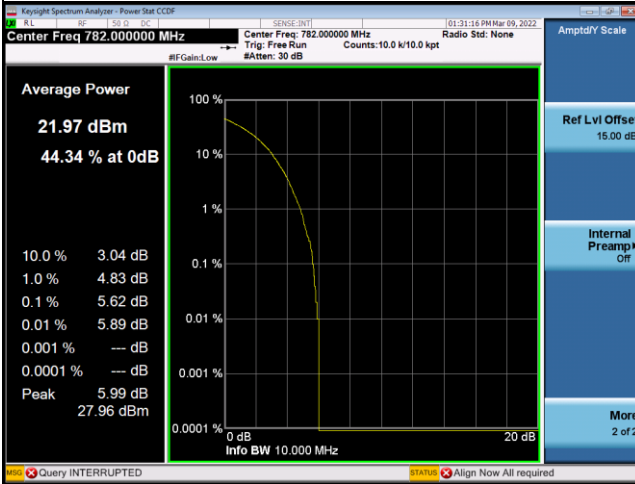
### QPSK-23230



### 16QAM-23230



### 64QAM-23230



## APPENDIX G FREQUENCY STABILITY

Test Mode	WCDMA Band IV & LTE Band 4, 12, 13
-----------	------------------------------------

Voltage	Frequency Error(ppm)	Limit(ppm)
	WCDMA Band IV	
High Voltage	-0.0052	2.5
Normal Voltage	-0.0017	2.5
Low Voltage	-0.0032	2.5

Temp	Frequency Error(ppm)	Limit(ppm)
	WCDMA Band IV	
0	-0.0024	2.5
10	-0.0030	2.5
20	-0.0021	2.5
30	-0.0003	2.5
40	-0.0027	2.5

Voltage	Frequency Error(ppm)												Limit(ppm)
	LTE Band4						LTE Band12				LTE Band13		
	1.4MHz	3MHz	5MHz	10MHz	15MHz	20MHz	1.4MHz	3MHz	5MHz	10MHz	5MHz	10MHz	
High Voltage	-0.0050	-0.0030	-0.0018	-0.0003	-0.0052	-0.0050	-0.0013	-0.0030	-0.0039	-0.0028	-0.0012	-0.0040	2.5
Normal Voltage	-0.0027	-0.0031	-0.0044	-0.0053	-0.0019	-0.0001	-0.0045	-0.0012	-0.0005	-0.0051	-0.0047	-0.0033	2.5
Low Voltage	-0.0042	-0.0034	-0.0042	-0.0035	-0.0005	-0.0053	-0.0019	-0.0008	-0.0006	-0.0038	-0.0002	-0.0030	2.5

Temp	Frequency Error(ppm)												Limit(ppm)
	LTE Band4						LTE Band12				LTE Band13		
	1.4MHz	3MHz	5MHz	10MHz	15MHz	20MHz	1.4MHz	3MHz	5MHz	10MHz	5MHz	10MHz	
0	-0.0015	-0.0032	-0.0031	-0.0045	0.0003	0.0002	-0.0014	-0.0048	-0.0033	0.0002	-0.0021	-0.0011	2.5
10	-0.0038	-0.0015	0.0002	-0.0018	-0.0010	-0.0029	-0.0025	-0.0003	-0.0017	-0.0024	-0.0037	-0.0014	2.5
20	-0.0034	-0.0001	0.0003	-0.0014	-0.0043	-0.0015	-0.0031	-0.0006	-0.0014	-0.0027	-0.0012	-0.0021	2.5
30	-0.0035	-0.0004	-0.0009	-0.0031	-0.0015	-0.0021	-0.0034	-0.0030	-0.0029	-0.0050	0.0001	-0.0008	2.5
40	-0.0035	-0.0024	-0.0029	-0.0039	-0.0022	-0.0044	-0.0024	-0.0024	-0.0002	-0.0001	-0.0003	-0.0001	2.5

End of Test Report