

HN926 (MCBQ618)

Bluetooth speaker with clock radi

User Manual

1x Bluetooth speaker

1x 3.5mm to 3.5mm audio cable

1x User manual

Operating Instructions



A. Bluetooth Pairing

1. Short press the ON/OFF button to turn on, after that, it's defaulted to be a Bluetooth connection mode
2. The first will enter a pairing mode when connecting with a Bluetooth device, the machine called Bluetooth: BT926, no password, click the BT926 to connect, the connection will be successful.
3. After the pairing is successful, the machine will automatically search for the last device. If search, Bluetooth device will automatically connect. If it do not search to the last device within 10 seconds, then enter the status - wait for a connection.
4. When in a Bluetooth connection with your phone, press call button, you can answer / hang up, double press the keys, you can redial last phone number.



B. LINE IN input function

When in a turned on mode, insert the LINE IN input line, it is automatically converted to the LINE IN function. For mobile phones, computers, MP3 and other equipment to make use of external speakers

C. FM function

When turned on, press the button " " change into radio model, it is better to plug 3.5mm audio cable when you search the FM radio, go to automatic search mode, press "  " button

D. Time and Alarm function

When turned on, press the button " " change into time and Alarm model, then press the " - / + " set the time or turn on/ off of Alarm, confirm press "  " .

Notice

1, About the use of Bluetooth wireless environment, the wireless signal including Bluetooth, applications greatly affected by the surrounding environment, such as trees, Metal and other obstacles ,they will absorb a certain radio signal, which in practical applications, the transmission of data impacts by a certain distance .The product uses a highly efficient Bluetooth chip, providing a high-quality sound and compatibility, overall has a better performance .Bluetooth uses driver-free, it can be transmitted music in a quick and wireless way, enjoying wireless music .

2, The first use of the main engine , it is recommended to use the full power battery and then to use , in order to get the best results,the sounds is not good when the machine in a low battery than a full power battery.

3, please note that this product should not be placed in a high temperature environments .

Applications

The speakers mainly used for a short-distance transmission of music, it can easily connected with notebook computers, mobile phones,IPDA and other digital products,which have a Bluetooth device to achieve a wireless transmission of music

FCC Statement

This device complies with part 15 of the FCC rules. Operation is subject to the following two conditions: (1) this device may not cause harmful interference, and (2) this device must accept any interference received, including interference that may cause undesired operation.

Changes or modifications not expressly approved by the party responsible for compliance could void the user's authority to operate the equipment.

NOTE: This equipment has been tested and found to comply with the limits for a Class B digital device, pursuant to part 15 of the FCC Rules. These limits are designed to provide reasonable protection against harmful interference in a residential installation. This equipment generates uses and can radiate radio frequency energy and, if not installed and used in accordance with the instructions, may cause harmful interference to radio communications. However, there is no guarantee that interference will not occur in a particular installation. If this equipment does cause harmful interference to radio or television reception, which can be determined by turning the equipment off and on, the user is encouraged to try to correct the interference by one or more of the following measures:

- Reorient or relocate the receiving antenna.
- Increase the separation between the equipment and receiver.
- Connect the equipment into an outlet on a circuit different from that to which the receiver is connected.
- Consult the dealer or an experienced radio/TV technician for help.

The device has been evaluated to meet general RF exposure requirement. The device can be used in portable exposure condition without restriction.