



DBTMA100

QUICK START GUIDE



100W BLUETOOTH AMPLIFIER

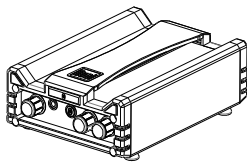





DBTMA100 - Introduction

What's in the box

DBTMA100
- 1pc



AC/DC Wall Power
Adapter
- 1pc



Quick Start Guide
- 1pc



DBTMA100 - Introduction



Congratulations

On your **DBTMA100** wireless streaming micro amplifier purchase. This is compatible with most in-wall, on-wall, in-ceiling, and bookshelf speakers. Please take your time to explore all of the features and utilities we have built into this product.

We put all of our products through rigorous testing and quality control. We take great pride in presenting this product to you. For your peace of mind, we offer a one-year limited warranty against manufacturing defects and workmanship. Please refer to the warranty section of this user manual for more details.

SUPPORT

For the latest information on all of our products, please visit:

www.dualav.com

- Call us toll-free at 1-866-382-5476
- E-mail us at cs@dualav.com

All rights reserved. No part of this publication may be reproduced, distributed, or transmitted in any form or by any means, including photocopying, recording, or other electronic or mechanical methods, without the prior written permission of DUAL ELECTRONICS CORP.

All trademarks and trade names are property of their respective owners.
Copyright © 2019 DUAL ELECTRONICS CORP.

Dual DBTMA100 - Safety Information

IMPORTANT SAFETY INFORMATION TO THE USER



The lightning flash with arrowhead symbol within an equilateral triangle is intended to alert the user to the presence of un-isolated, dangerous voltage within the inside of the device that may be of sufficient magnitude to constitute a risk of electric shock to persons.



WARNING: To reduce the risk of electric shock, do not remove cover or back plate as there are no user-serviceable parts inside. Refer servicing to qualified personnel.



The exclamation point within an equilateral triangle is intended to alert the user to the presence of important operating and servicing instructions in the literature accompanying the device.



The Bluetooth® word mark and logos are registered trademarks owned by Bluetooth SIG, Inc. and any use of such marks is under license.

2

QUICK START GUIDE

DBTMA100 - Information Dual

IMPORTANT SAFETY PRECAUTIONS

- The **DBTMA100** does *not* have a weather resistant design, it should not be submerged in, or underwater, under any circumstances.
- Set your volume control at a low setting, then slowly increase the sound until you can hear it comfortably without distortion, or ear discomfort.

WARNING - Never leave this product in direct sunlight, overheating can cause permanent

- Wash with a mild soap or detergent and lukewarm water using a clean sponge or a soft cloth. Rinse well with clean water.

“Don’ts” - Very Important

- DON'T use abrasive or highly alkaline cleaners on the main body
- DON'T ever use acetone or carbon tetrachloride

This product must not be disposed of or dumped with your other household waste. You are liable to dispose of all your electronic or electrical waste equipment by relocating over to the specified collection point for recycling of such hazardous waste. Isolated collection and proper recovery of your electronic and electrical waste equipment at the time of disposal will allow us to help conserving natural resources. Moreover, proper recycling of the electronic and electrical waste equipment will ensure safety of human health and environment. For more information about electronic and electrical waste equipment disposal, recovery, and collection points, please contact your local city center, household waste disposal service, shop from where you purchased the equipment, or manufacturer of the equipment.

QUICK START GUIDE

3

INFORMATION TO THE USER

FCC ID: 2AQL2-DBTMA100

FCC COMPLIANCE STATEMENT

This device complies with part 15 of the FCC Rules. Operation is subject to the following two conditions:

- (1) this device may not cause interference, and
- (2) this device must accept any interference, including interference that may cause undesired operation of this device.

This transmitter must not be co-located or operated in conjunction with any other antenna or transmitter. The Bluetooth antenna cannot be removed (or replaced) by user. This equipment complies with FCC/IC radiation exposure limits set forth for an uncontrolled environment and meets the FCC radio frequency (RF) Exposure Guidelines and RSS-102 of the IC radio frequency (RF) Exposure rules. This equipment has very low levels of RF energy that it deemed to comply without maximum permissive exposure evaluation (MPE). But it is desirable that it should be installed and operated keeping the radiator at least 20 cm or more away from person's body (excluding extremities: hands, wrists, feet and ankles). Alteration or modifications carried out without appropriate authorization may invalidate the user's right to operate the equipment.

Changes or modifications made to this equipment not expressly approved by (NINGBO YAGO ELECTRONICS CO.,LTD.) may void the FCC authorization to operate this equipment

NOTE: This equipment has been tested and found to comply with the limits for a Class B digital device, pursuant to Part 15 of the FCC Rules. These limits are designed to provide reasonable protection against harmful interference in a residential installation. This equipment generates, uses and can radiate radio frequency energy and, if not installed and used in accordance with the instructions, may cause harmful interference to radio communications. However, there is no guarantee that interference will not occur in a particular installation. If this equipment does cause harmful interference to radio or television reception, which can be determined by turning the equipment off and on, the user is encouraged to try to correct the interference by one or more of the following measures:

- Relocate or reorient the receiving antenna.
- Increase the separation between the equipment and receiver.
- Connect the equipment into an outlet on a circuit different from that to which the receiver is connected.
- Consult the dealer or an experienced radio/TV technician for help.

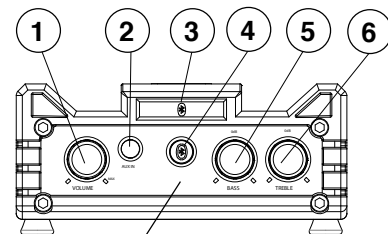


CAUTION!!
ADJUSTMENT OR ALTERATIONS OF THIS DEVICE MAY RESULT
IN HAZARDOUS RADIATION EXPOSURE.

4

QUICK START GUIDE

KNOW YOUR DBTMA100



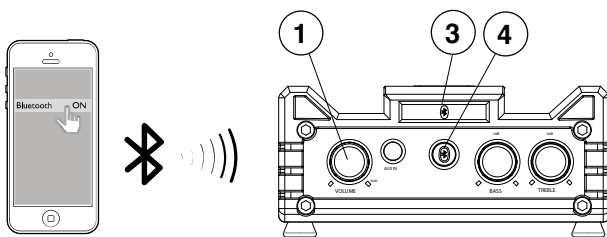
MAIN CONTROL PANEL

- 1 UNIT ON/OFF - LONG PRESS 3 seconds
TOP LED ON/OFF - SHORT PRESS when main unit is ON
VOLUME LEVEL - Rotatory Knob or from Device
- 2 3.5mm AUX INPUT
- 3 BLUETOOTH STATUS LED
- 4 BLUETOOTH PAIR BUTTON - LONG PRESS 2 seconds
- 5 BASS LEVEL - Turn Knob
- 6 TREBLE LEVEL - Turn Knob

QUICK START GUIDE

5

Dual DBTMA100 - Wireless Operation



- 4** **BLUETOOTH PAIRING**
- Turn ON the unit - **LONG PRESS** ① 3 seconds
 - **LONG PRESS** ④ 3 seconds
 - Turn on your Devices **BLUETOOTH** in your **SETTINGS MENU**
 - Look and tap on **DBTMA100** name
 - Once paired, a confirmation tone will be heard
 - Streaming is now ready

- 3** **BLUETOOTH LED STATUS**
- BLUE LED BLINKING = BLUETOOTH NOT PAIRED
- BLUE LED ON = BLUETOOTH PAIRED

To disconnect previously paired BT Device - **LONG PRESS** ④ for 3 seconds



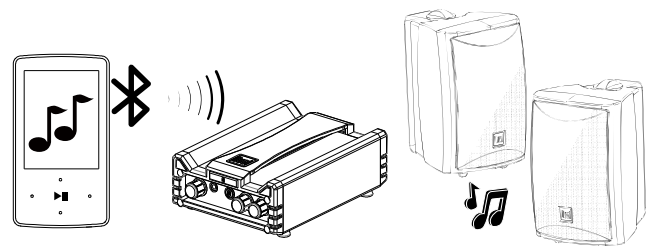
Tips

To clear all previously paired BT Devices - **LONG PRESS** ④ for 10 seconds

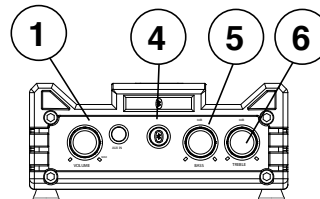
6

QUICK START GUIDE

DBTMA100 - Streaming Music



NOTE: Use you Devices touch screen to control media



- 1** VOL UP/DOWN - Rotary Knob or from Device
- 4** PLAY/PAUSE - **SHORT PRESS**
- 5** BASS LEVEL - Turn Knob -6dB | 0 | +6dB
- 6** TREBLE LEVEL - Turn Knob -6dB | 0 | +6dB

NOTE: To help conserve power, the **DBTMA100** will automatically power **OFF** after 9 minutes of non-use.



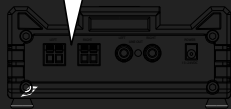
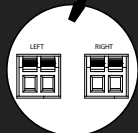
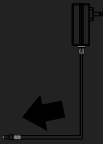
Tips

VOLUME level will automatically sync with most iOS Devices. Supported Android devices may require additional setup in the Bluetooth settings menu, consult your phone manual for additional information.

7

QUICK START GUIDE

INSTALLATION



Ensure speaker wire polarity is correct

QUICK START GUIDE

QUICK START GUIDE

Dual DBTMA100 - Specifications

SPECIFICATIONS

BLUETOOTH

- BT: 5.0
- BT Range: 33Ft / 10M (Class 2)
- BT Profiles: A2DP / AVRCP

AMPLIFIER

- Frequency Response: 20~22kHz
- Channels: 2
- Bridgeable: No
- Amplifier Type: Class D
- Power Input: 15VDC / 2A (up to 24VDC / 5A allowed)
- RMS Power Output: 25W x 2 / 15VDC @ 4Ω
- MAX Power Output: 50W x 2 / 24VDC @ 4Ω
- Minimum Impedance: 4~8Ω nominal

GENERAL

- Storage Temperature: 5°F to 160°F / -15°C to 72°C
- Operation Temperature: 14°F to 125°F / -10°C to 52°C
- Weight: 1.15lbs / 2.4Kg
- Dimensions Inches WxDxH: 5.75 x 4.25 x 1.50
- Color: Black

DBTMA100 - Trouble Shooting

TROUBLE SHOOTING

TROUBLE	CAUSE	SOLUTION
Unit will not turn on	AC Power is OFF	Turn wall switch ON / check breakers
	AC/DC wall adapter is unplugged	Plug AC/DC adapter into wall
No sound is heard	Volume level is low or muted	Turn the DBTMA100 volume level up
	Device is paused or muted	Check your Devices playing / volume status
	Speaker wire is shorted	Check wiring
The audio quality is poor	Device volume level is too low or muted	Raise the Device volume to a higher level
The audio quality is poor after connection with a Bluetooth enabled device	The Bluetooth reception is poor	Move the Device closer to the audio system or remove any obstacle between the Device

SUPPORT

- Call us toll-free at 1-866-382-5476
- E-mail us at cs@dualav.com

Important

The **DBTMA100** amplifier is designed to be used with multi-purpose speakers and will deliver accurate high fidelity sound in exterior or interior environments. The rugged design and construction will provide optimum durability.

This product is not meant for in-water or underwater use.

Do not attempt to remove the bottom plate from this product. There are no user-serviceable parts, removal could damage the amplifier and void the warranty.

Warranty Coverage

You must have proof of purchase to receive warranty service. Please keep your original sales receipt and be prepared to provide this receipt in the event you require service, as your original receipt is considered the best proof of purchase and indicates the date you purchased your Dual product.

For Your Records

Model _____
Dealer Name _____
Dealer Phone _____
Purchase Date _____

Note: You may want to keep your original sales receipt or a photo copy with this owner's manual.



- Call us toll-free at 1-866-382-5476
- E-mail us at cs@dualav.com

Limited One-Year Warranty

This warranty gives you specific legal rights. You may also have other rights which vary from state to state.

Dual Electronics Corp. warrants this product to the original purchaser to be free from defects in material and workmanship for a period of one year from the date of the original purchase.

Dual Electronics Corp. agrees, at our option, during the warranty period, to repair any defect in material or workmanship or to furnish an equal new, renewed or comparable product (whichever is deemed necessary) in exchange without charges, subject to verification of the defect or malfunction and proof of the date of purchase. Subsequent replacement products are warranted for the balance of the original warranty period.

Who is covered? This warranty is extended to the original retail purchaser for products purchased from an authorized Dual dealer and used in the U.S.A.

What is covered? This warranty covers all defects in material and workmanship in this product. The following are not covered: software, installation/removal costs, damage resulting from accident, misuse, abuse, neglect, product modification, improper installation, incorrect line voltage, unauthorized repair or failure to follow instructions supplied with the product, or damage occurring during return shipment of the product.

Specific license conditions and copyright notices for the software can be found via www.dualav.com.

What to do?

1. Before you call for service, check the troubleshooting guide in your owner's manual. A slight adjustment of any custom controls may save you a service call.
2. If you require service during the warranty period, you must carefully pack the product (preferably in the original package) and ship it by prepaid transportation with a copy of the original receipt from the retailer to an authorized service center.
3. Please describe your problem in writing and include your name, a return UPS shipping address (P.O. Box not acceptable), and a daytime phone number with your shipment.
4. For more information and for the location of the nearest authorized service center please contact us by one of the following methods:

- Call us toll-free at 1-866-382-5476
- E-mail us at cs@dualav.com

Exclusion of Certain Damages: This warranty is exclusive and in lieu of any and all other warranties, expressed or implied, including without limitation the implied warranties of merchantability and fitness for a particular purpose and any obligation, liability, right, claim or remedy in contract or tort, whether or not arising from the company's negligence, actual or imputed. No person or representative is authorized to assume for the company any other liability in connection with the sale of this product. In no event shall the company be liable for indirect, incidental or consequential damages.

Dual Electronics Corp.

D CLASS-D
DIGITAL AMPLIFIER

100 PEAK POWER
WATTS 100WATTS

2 2 CHANNEL
LEFT & RIGHT OUTPUTS

DBTMA100

QUICK START GUIDE



www.dualav.com

NSA319-V01

©2019 Dual Electronics Corp. All rights reserved.

Printed in China