


Gamepad S2

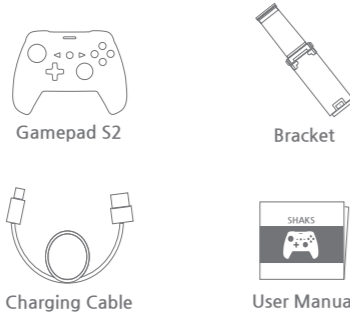
User Manual



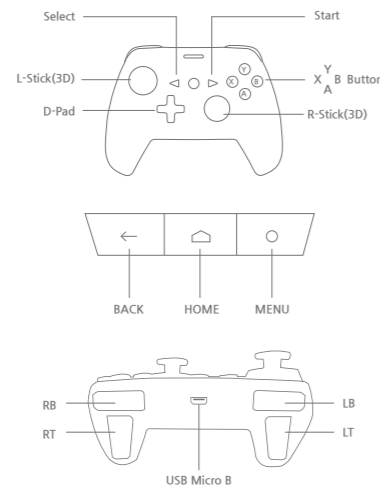
BEFORE USE

Check out this manual before using Gamepad S2. Charge Gamepad S2 fully before using it for the first time.

CONTENTS



CONTROLLER BUTTONS



TECHNICAL SPECIFICATIONS

- Product : Gamepad S2
- Connectivity : Bluetooth 4.1
- Frequency Band : 2400 ~ 2483MHz
- Output Power : Class 2
- Transmission Range : 7~10 M
- Supported Profiles : HID
- Operating Time : Max 8h
- Charging Time : 1h
- Size : 153 mm (W) x 110 mm (L) x 58 mm (H)
- Weight : 200 g

CONNECTIBLE DEVICE

- Android Smartphone
- Android TV Set-top Box

Usage of Android Smartphone and Android TV Set-top Box

- 1 Press button for 3 second
- 2 Press SELECT + START button for 5 seconds when 4 LEDs are lit.
- 3 When All 4 LEDs flash quickly, search for Bluetooth device on your Android phone or Android TV.

- 4 Connect with 'Gamepad S2 XXXX'. (XXXX is an arbitrary alphanumeric number)

- 5 You can use Gamepad S2 when 1st LED lights up



- 6 Press and hold button to turn on/off.

BATTERY CHARGE

- If the LED flashes continuously while in use, Gamepad S2 needs to get recharged.
- Charge the battery by connecting the supplied charging cable to a computer or USB power charging device (5W).



- When charging begins, the LEDs will flash slowly. When charging is complete, the LEDs won't flash.

FCC Statement

This device complies with part 15 of the FCC Rules. Operation is subject to the following two conditions:

- 1) This device may not cause harmful interference
- 2) This device must accept any interference received, including interference that may cause undesired Operation.

This equipment has been tested and found to comply with the limits for a Class B digital device, pursuant to part 15 of the FCC Rules. These limits are designed to provide reasonable protection against harmful interference in a residential installation.

This equipment generates, uses and can radiate radio frequency energy and, if not installed and used in accordance with the instructions, may cause harmful interference to radio communications. However, there is no guarantee that interference will not occur in a particular installation. If this equipment does cause harmful interference to radio or television reception, which can be determined by turning the equipment off and on, the user is encouraged to try to correct the interference by one or more of the following Measures:

- Reorient or relocate the receiving antenna.
- Increase the separation between the equipment and receiver.
- Connect the equipment into an outlet on a circuit different from that to which the receiver is connected.
- Consult the dealer or an experienced radio/TV technician for help.

Caution : Any changes or modifications not expressly approved by the party responsible for compliance could void the user's authority to operate the equipment.

Product Warranty

Model Name : Gamepad S2
Product warranty Period: 1 year from the date of purchase
Purchase Date :
Phone No of A/S : +82-70-7542-6699

Address of A/S:
A-706, 53, Seonggogae-ro, Uiwang-si, Gyeonggi-do, Republic of Korea

※ When repair service is needed, this warranty card, which shows the date of purchase, must be provided.

1. The free warranty for this product is covered as described in this product warranty.
2. Since the warranty period is calculated from the date of purchase, the purchase date must be stated. : The warranty period is calculated based on the purchase receipt or purchase statement. If there is no proof of purchase, the standard for resolving the consumer dispute can be applied based on the production date.
3. Quality assurance product range is limited to basic components such as Gamepad S2 . Any damage that occurs under normal use within the warranty period is free of charge, and repair costs must be paid by the customer in the event of failure or damage caused by user's negligence, even if the warranty period has expired or is within the warranty period.
4. If you use this home product as a business purpose or means, or use it in an unusual environment, the warranty period will be shortened to 50%.

5. This warranty cannot be reissued.
6. In the case of supply under a separate agreement, the warranty shall be applied in accordance with the main contract.