



# Antenna Approval Sheet

For  
**X60S**Project

Customer	Fowke Innovation	Project	X60S
Band	WiFi 2.4G		
ZC PN	FD006-CA-93		
Version	R:A	Data	2023-7-12

RF		ME	
Checked By			
Confirmed By			
Cust Confirm			



### 1. Manufacturer information

Company name : Shenzhen Zhongcheng communication products Co., Ltd

Address: 5th floor, building C, Huafeng Industrial Zone, Liuxian Road, 71 District, Bao'an, Shenzhen

### 2. Summary of the DUT

**X60S Picture**



**Antenna Picture**




### 3. Electrical Specification:

Antenna types	Built-in WIFI antenna
Frequency	2400-2500 MHz
Impedance	50 $\Omega$
VSWR	< 2.0
Peak Gain	2.4GHZ 1.5 dbi
Efficiency	>35 %
Antenna Material	FPCB+Coaxial Cable
Connector Type	1.13 MHF-1-Plug



4. Test Condition

4.1	TEST ITEM	TESTING INSTRUMENT	REMARKS
PASSIVE TEST	1.Radiation Pattern 2.Antenna Gain 3. Return Loss 4. S.W.R	1.Satimo SG24(3D) 2. Agilent 8960 E5515C 3. R&S ZVL6	



4.2 Matching Circuit The matching circuit was Default

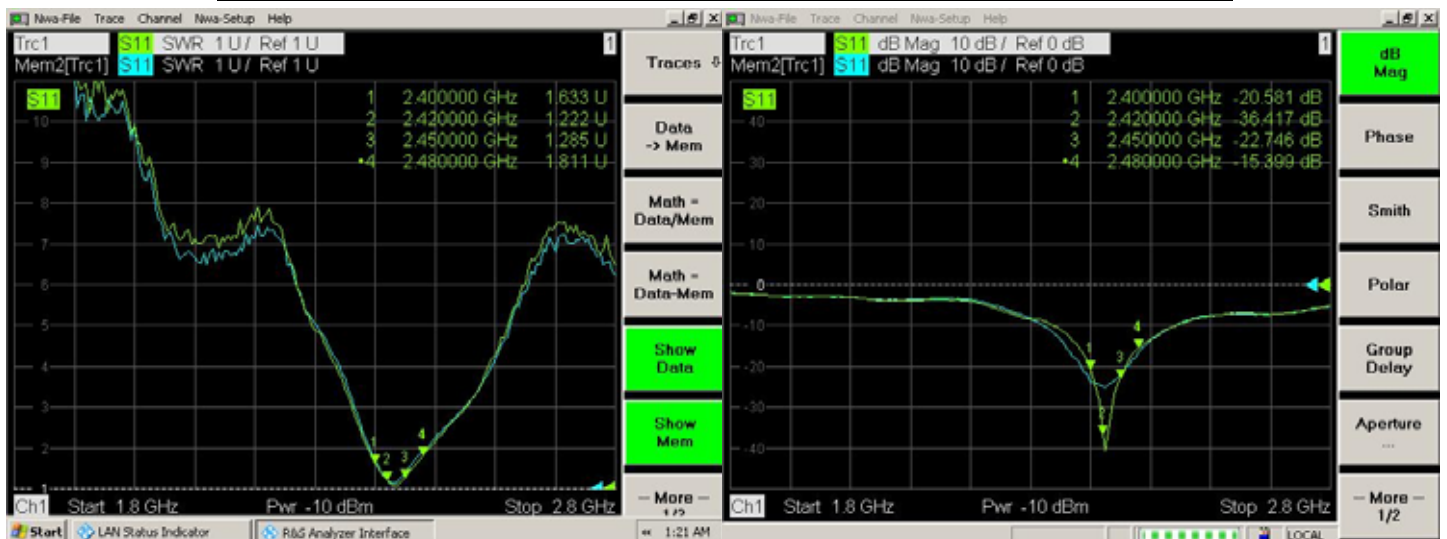
5. RF Performance

5.1 Passive parameters

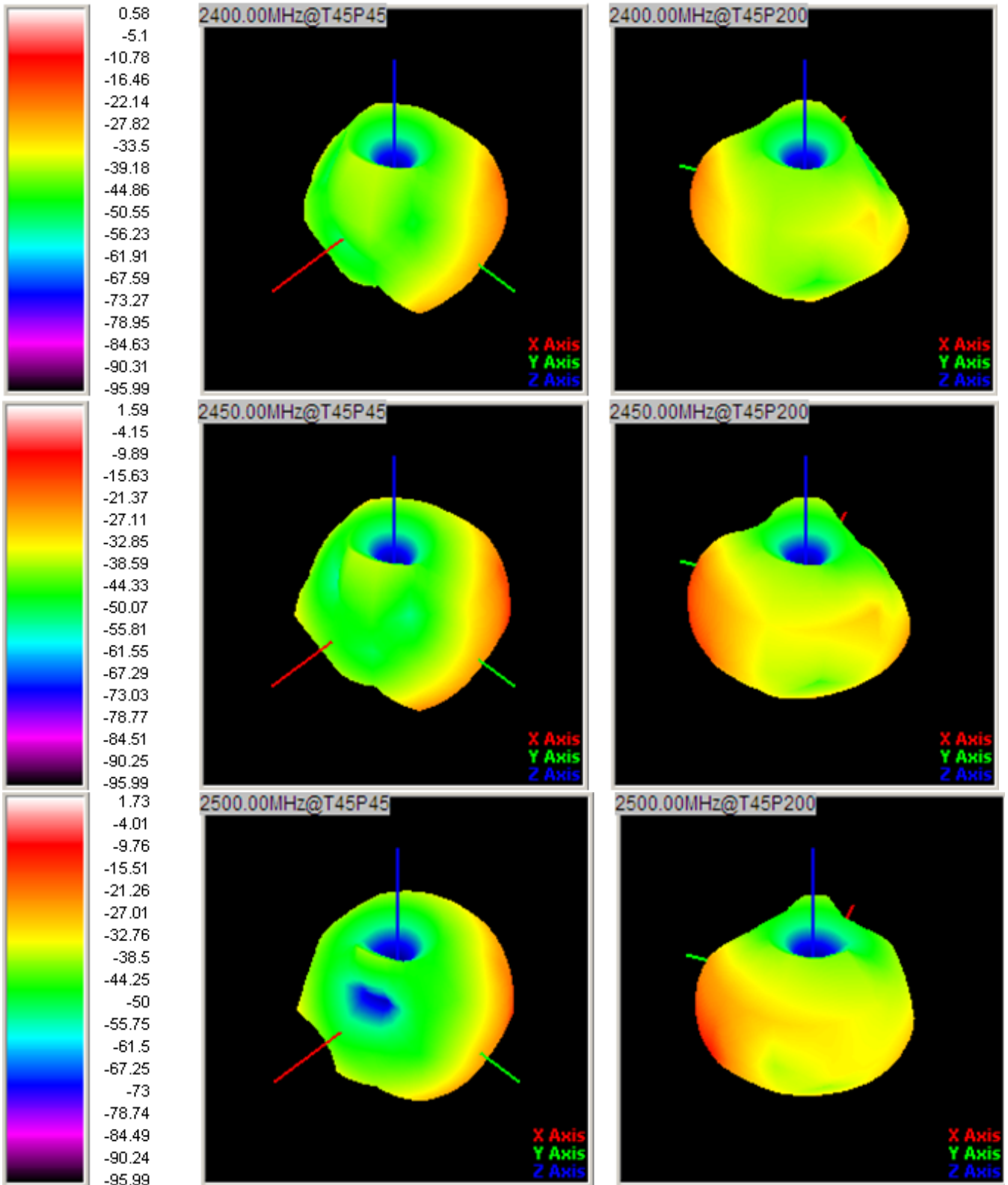
Freq. (MHz)	2400	2410	2420	2430	2440	2450	2460	2470	2480	2490	2500
Gain (dBi)	0.58	0.66	1.1	1.02	1.17	1.59	0.72	0.08	0.72	1.19	1.73

5.2 S Parameter

Frequency (MHz)	2400	2450	2480
Return Loss(dB)	-20.58	-22.74	-15.39
VSWR	1.63	1.28	1.81



### 5.3 Antenna 3D Radiation Pattern (Unit:dbi)





6. ME Drawing for the antenna

