

TEST REPORT

Application No.: SZCR2311003564AT
Applicant: Videndum Media Solutions Spa
Address of Applicant: Via Valsugana 100, Cassola 36022 Italy
Manufacturer: Videndum Media Solutions Spa
Address of Manufacturer: Via Valsugana 100, Cassola 36022 Italy
Factory: SHANTOU CITY CHENGHAI DISTRICT ZHICHONG TOYS CO.,LTD.
Address of Factory: CHENGHAI DISTRICT,SHANTOU CITY,GUANGDONG PROVINCE,CHINA
Equipment Under Test (EUT):
EUT Name: JOBY Fly X
Model No.: JB01966-BWW
FCC ID: 2AQK5-JB01966R
Standard(s) : 47 CFR Part 15, Subpart C 15.247
Date of Receipt: 2023-11-07
Date of Test: 2023-11-08 to 2023-12-13
Date of Issue: 2023-12-18

Test Result:

Pass*

* In the configuration tested, the EUT complied with the standards specified above.

Keny Xu

Keny Xu
EMC Laboratory Manager



SGS-CSTC Standards Technical Services Co., Ltd.
Shenzhen Branch EMC Laboratory

Unless otherwise agreed in writing, this document is issued by the Company subject to its General Conditions of Service printed overleaf, available on request or accessible at <https://www.sgs.com/en/Terms-and-Conditions>. Attention is drawn to the limitation of liability, indemnification and jurisdiction issues defined therein. Any holder of this document is advised that information contained hereon reflects the Company's findings at the time of its intervention only and within the limits of Client's instructions, if any. The Company's sole responsibility is to its Client and this document does not exonerate parties to a transaction from exercising all their rights and obligations under the transaction documents. This document cannot be reproduced except in full, without prior written approval of the Company. Any unauthorized alteration, forgery or falsification of the content or appearance of this document is unlawful and offenders may be prosecuted to the fullest extent of the law. Unless otherwise stated the results shown in this test report refer only to the sample(s) tested and such sample(s) are retained for 30 days only.

Attention: To check the authenticity of testing /inspection report & certificate, please contact us at telephone: (86-755) 8307 1443, or email: CN.Doccheck@sgs.com

No.1 Workshop, M-10, Middle Section, Science & Technology Park, Nanshan District, Shenzhen, Guangdong, China 518057 t (86-755) 26012053 f (86-755) 26710594 www.sgs.com.cn
中国·广东·深圳市南山区科技园中区M-10栋1号厂房 邮编: 518057 t (86-755) 26012053 f (86-755) 26710594 sgs.china@sgs.com

SGS-CSTC Standards Technical Services Co., Ltd. Shenzhen Branch

SZEMC-TRF-01 Rev. A/1

Report No.: SZCR231100356403

Page: 2 of 112

| Revision Record | | | | |
|-----------------|---------|------------|----------|----------|
| Version | Chapter | Date | Modifier | Remark |
| 01 | | 2023-12-18 | | Original |
| | | | | |
| | | | | |

| | | | | |
|--------------------------|--|----------------------------|--|--|
| Authorized for issue by: | | | | |
| | | Gebin Sun | | |
| | | Gebin Sun/Project Engineer | | |
| | | Eric Fu | | |
| | | Eric Fu/Reviewer | | |



Unless otherwise agreed in writing, this document is issued by the Company subject to its General Conditions of Service printed overleaf, available on request or accessible at <https://www.sgs.com/en/Terms-and-Conditions>. Attention is drawn to the limitation of liability, indemnification and jurisdiction issues defined therein. Any holder of this document is advised that information contained hereon reflects the Company's findings at the time of its intervention only and within the limits of Client's instructions, if any. The Company's sole responsibility is to its Client and this document does not exonerate parties to a transaction from exercising all their rights and obligations under the transaction documents. This document cannot be reproduced except in full, without prior written approval of the Company. Any unauthorized alteration, forgery or falsification of the content or appearance of this document is unlawful and offenders may be prosecuted to the fullest extent of the law. Unless otherwise stated the results shown in this test report refer only to the sample(s) tested and such sample(s) are retained for 30 days only.

Attention: To check the authenticity of testing / inspection report & certificate, please contact us at telephone: (86-755) 8307 1443, or email: CN.Doccheck@sgs.com

SGS-CSTC Standards Technical Services Co., Ltd.
Shenzhen Branch Testing & Calibration Laboratory

No.1 Workshop, M-10, Middle Section, Science & Technology Park, Nanshan District, Shenzhen, Guangdong, China 518057 t (86-755) 26012053 f (86-755) 26710594 www.sgs.com.cn
中国·广东·深圳市南山区科技园中区M-10栋1号厂房 邮编: 518057 t (86-755) 26012053 f (86-755) 26710594 sgs.china@sgs.com

2 Test Summary

| Radio Spectrum Technical Requirement | | | | |
|--------------------------------------|----------------------------------|--------|---|--------|
| Item | Standard | Method | Requirement | Result |
| Antenna Requirement | 47 CFR Part 15, Subpart C 15.247 | N/A | 47 CFR Part 15, Subpart C 15.203 & 15.247(b)(4) | Pass |

| Radio Spectrum Matter Part | | | | |
|---|----------------------------------|--------------------------------------|---|--------|
| Item | Standard | Method | Requirement | Result |
| Conducted Peak Output Power | 47 CFR Part 15, Subpart C 15.247 | ANSI C63.10 (2013) Section 11.9.2 | 47 CFR Part 15, Subpart C 15.247(b)(3) | Pass |
| Minimum 6dB Bandwidth | | ANSI C63.10 (2013) Section 11.8.1 | 47 CFR Part 15, Subpart C 15.247a(2) | Pass |
| Power Spectrum Density | | ANSI C63.10 (2013) Section 11.10.2 | 47 CFR Part 15, Subpart C 15.247(e) | Pass |
| Conducted Band Edges Measurement | | ANSI C63.10 (2013) Section 11.13.3.2 | 47 CFR Part 15, Subpart C 15.247(d) | Pass |
| Conducted Spurious Emissions | | ANSI C63.10 (2013) Section 11.11 | 47 CFR Part 15, Subpart C 15.247(d) | Pass |
| Radiated Emissions which fall in the restricted bands | | ANSI C63.10 (2013) Section 6.10.5 | 47 CFR Part 15, Subpart C 15.205 & 15.209 | Pass |
| Radiated Spurious Emissions Below 1GHz | | ANSI C63.10 (2013) Section 6.4,6.5 | 47 CFR Part 15, Subpart C 15.205 & 15.209 | Pass |
| Radiated Spurious Emissions Above 1GHz | | ANSI C63.10 (2013) Section 6.6 | 47 CFR Part 15, Subpart C 15.205 & 15.209 | Pass |



3 Contents

| | Page |
|--|------|
| 1 Cover Page | 1 |
| 2 Test Summary | 3 |
| 3 Contents | 4 |
| 4 General Information | 6 |
| 4.1 Details of E.U.T. | 6 |
| 4.2 Description of Support Units | 6 |
| 4.3 Measurement Uncertainty | 6 |
| 4.4 Test Location | 7 |
| 4.5 Test Facility | 7 |
| 4.6 Deviation from Standards | 7 |
| 4.7 Abnormalities from Standard Conditions | 7 |
| 5 Equipment List | 8 |
| 6 Radio Spectrum Technical Requirement | 11 |
| 6.1 Antenna Requirement | 11 |
| 6.1.1 Test Requirement: | 11 |
| 6.1.2 Conclusion | 11 |
| 7 Radio Spectrum Matter Test Results | 12 |
| 7.1 Conducted Peak Output Power | 12 |
| 7.1.1 E.U.T. Operation | 12 |
| 7.1.2 Test Mode Description | 12 |
| 7.1.3 Test Setup Diagram | 13 |
| 7.1.4 Measurement Procedure and Data | 13 |
| 7.2 Minimum 6dB Bandwidth | 14 |
| 7.2.1 E.U.T. Operation | 14 |
| 7.2.2 Test Mode Description | 14 |
| 7.2.3 Test Setup Diagram | 14 |
| 7.2.4 Measurement Procedure and Data | 14 |
| 7.3 Power Spectrum Density | 15 |
| 7.3.1 E.U.T. Operation | 15 |
| 7.3.2 Test Mode Description | 15 |
| 7.3.3 Test Setup Diagram | 15 |
| 7.3.4 Measurement Procedure and Data | 15 |
| 7.4 Conducted Band Edges Measurement | 16 |
| 7.4.1 E.U.T. Operation | 16 |
| 7.4.2 Test Mode Description | 16 |
| 7.4.3 Test Setup Diagram | 17 |
| 7.4.4 Measurement Procedure and Data | 17 |
| 7.5 Conducted Spurious Emissions | 18 |
| 7.5.1 E.U.T. Operation | 18 |



SGS-CSTC Standards Technical Services Co., Ltd. Shenzhen Branch

SZEMC-TRF-01 Rev. A/1

Report No.: SZCR231100356403

Page: 5 of 112

| | | |
|-------|---|----|
| 7.5.2 | Test Mode Description | 18 |
| 7.5.3 | Test Setup Diagram | 19 |
| 7.5.4 | Measurement Procedure and Data..... | 19 |
| 7.6 | Radiated Emissions which fall in the restricted bands | 20 |
| 7.6.1 | E.U.T. Operation | 20 |
| 7.6.2 | Test Mode Description | 20 |
| 7.6.3 | Test Setup Diagram | 21 |
| 7.6.4 | Measurement Procedure and Data..... | 22 |
| 7.7 | Radiated Spurious Emissions Below 1GHz | 47 |
| 7.7.1 | E.U.T. Operation | 47 |
| 7.7.2 | Test Mode Description | 47 |
| 7.7.3 | Test Setup Diagram | 48 |
| 7.7.4 | Measurement Procedure and Data..... | 49 |
| 7.8 | Radiated Spurious Emissions Above 1GHz..... | 52 |
| 7.8.1 | E.U.T. Operation | 52 |
| 7.8.2 | Test Mode Description | 52 |
| 7.8.3 | Test Setup Diagram | 52 |
| 7.8.4 | Measurement Procedure and Data..... | 53 |
| 8 | Test Setup Photo | 72 |
| 9 | EUT Constructional Details (EUT Photos) | 72 |
| 10 | Appendix..... | 73 |



SGS-CSTC Standards Technical Services Co., Ltd.
Shenzhen Branch Testing Center (EMC Laboratory)

Unless otherwise agreed in writing, this document is issued by the Company subject to its General Conditions of Service printed overleaf, available on request or accessible at <https://www.sgs.com/en/Terms-and-Conditions>. Attention is drawn to the limitation of liability, indemnification and jurisdiction issues defined therein. Any holder of this document is advised that information contained hereon reflects the Company's findings at the time of its intervention only and within the limits of Client's instructions, if any. The Company's sole responsibility is to its Client and this document does not exonerate parties to a transaction from exercising all their rights and obligations under the transaction documents. This document cannot be reproduced except in full, without prior written approval of the Company. Any unauthorized alteration, forgery or falsification of the content or appearance of this document is unlawful and offenders may be prosecuted to the fullest extent of the law. Unless otherwise stated the results shown in this test report refer only to the sample(s) tested and such sample(s) are retained for 30 days only.

Attention: To check the authenticity of testing / inspection report & certificate, please contact us at telephone: (86-755) 8307 1443, or email: CN.Doccheck@sgs.com

No.1 Workshop, M-10, Middle Section, Science & Technology Park, Nanshan District, Shenzhen, Guangdong, China 518057 t (86-755) 26012053 f (86-755) 26710594 www.sgs.com.cn
中国·广东·深圳市南山区科技园中区M-10栋1号厂房 邮编: 518057 t (86-755) 26012053 f (86-755) 26710594 sgs.china@sgs.com

4 General Information

4.1 Details of E.U.T.

| | |
|----------------------|---|
| Power supply: | Rechargeable battery DC3.7V,600mAh for Drone ,Charged by DC5V |
| Cable(s): | USB cable:60cm unshielded |
| Operation Frequency: | 802.11b/g/n(HT20): 2412MHz to 2462MHz |
| Modulation Type: | 802.11b: DSSS (CCK, DQPSK, DBPSK) 802.11g/n: OFDM (64QAM, 16QAM, QPSK, BPSK) |
| Number of Channels: | 802.11b/g/n(HT20):11 |
| Channel Spacing: | 5MHz |
| Antenna Type: | Monopole Antenna |
| Antenna Gain: | 2.31dBi |

Remark:The information in this section is provided by the applicant or manufacturer, SGS is not liable to the accuracy, suitability, reliability or/and integrity of the information.

4.2 Description of Support Units

| Description | Manufacturer | Model No. | Serial No. |
|-------------|-----------------|-----------------------|-------------------|
| RF cable | supplied by SGS | N/A(cable loss:0.6dB) | REF. No.SEL000089 |

4.3 Measurement Uncertainty

| Test Item | Measurement Uncertainty |
|---|--|
| Conducted Peak Output Power | $\pm 0.75\text{dB}$ |
| Minimum 6dB Bandwidth | $\pm 3\%$ |
| Power Spectrum Density | $\pm 2.84\text{dB}$ |
| Conducted Band Edges Measurement | $\pm 0.75\text{dB}$ |
| Conducted Spurious Emissions | $\pm 0.75\text{dB}$ |
| Radiated Emissions which fall in the restricted bands | $\pm 6.0\text{dB}$ (Below 1GHz); $\pm 4.6\text{dB}$ (Above 1GHz) |
| Radiated Spurious Emissions Below 1GHz | $\pm 6.0\text{dB}$ for 3m; $\pm 5.0\text{dB}$ for 10m |
| Radiated Spurious Emissions Above 1GHz | $\pm 4.6\text{dB}$ (1-18GHz); $\pm 4.8\text{dB}$ (18-40GHz) |

Remark:

The U_{lab} (lab Uncertainty) is less than $U_{\text{CISPR/ETSI}}$ (CISPR/ETSI Uncertainty), so the test results
 – compliance is deemed to occur if no measured disturbance level exceeds the disturbance limit;
 – non-compliance is deemed to occur if any measured disturbance level exceeds the disturbance limit.

SGS-CSTC Standards Technical Services Co., Ltd. Shenzhen Branch

SZEMC-TRF-01 Rev. A/1

Report No.: SZCR231100356403

Page: 7 of 112

4.4 Test Location

All tests were performed at:

SGS-CSTC Standards Technical Services Co., Ltd., Shenzhen Branch

No. 1 Workshop, M-10, Middle Section, Science & Technology Park, Nanshan District, Shenzhen, Guangdong, China. 518057.

Tel: +86 755 2601 2053 Fax: +86 755 2671 0594

No tests were sub-contracted.

4.5 Test Facility

The test facility is recognized, certified, or accredited by the following organizations:

• A2LA (Certificate No. 3816.01)

SGS-CSTC Standards Technical Services Co., Ltd., Shenzhen EMC Laboratory is accredited by the American Association for Laboratory Accreditation(A2LA). Certificate No. 3816.01.

• VCCI (Member No. 1937)

The 3m Fully-anechoic chamber for above 1GHz, 10m Semi-anechoic chamber for below 1GHz, Shielded Room for Mains Port Conducted Interference Measurement and Telecommunication Port Conducted Interference Measurement of SGS-CSTC Standards Technical Services Co., Ltd. Shenzhen EMC laboratory have been registered in accordance with the Regulations for Voluntary Control Measures with Registration No.: G-20026, R-14188, C-12383 and T-11153 respectively.

• FCC –Designation Number: CN1336

SGS-CSTC Standards Technical Services Co., Ltd., Shenzhen EMC Laboratory has been recognized as an accredited testing laboratory.

Designation Number: CN1336. Test Firm Registration Number: 787754.

• Innovation, Science and Economic Development Canada

SGS-CSTC Standards Technical Services Co., Ltd., Shenzhen EMC Laboratory has been recognized by ISED as an accredited testing laboratory.

CAB identifier: CN0006.

IC#: 4620C.

4.6 Deviation from Standards

None

4.7 Abnormalities from Standard Conditions

None



SGS-CSTC Standards Technical Services Co., Ltd.
Shenzhen Branch EMC Laboratory

Unless otherwise agreed in writing, this document is issued by the Company subject to its General Conditions of Service printed overleaf, available on request or accessible at <https://www.sgs.com/en/Terms-and-Conditions>. Attention is drawn to the limitation of liability, indemnification and jurisdiction issues defined therein. Any holder of this document is advised that information contained hereon reflects the Company's findings at the time of its intervention only and within the limits of Client's instructions, if any. The Company's sole responsibility is to its Client and this document does not exonerate parties to a transaction from exercising all their rights and obligations under the transaction documents. This document cannot be reproduced except in full, without prior written approval of the Company. Any unauthorized alteration, forgery or falsification of the content or appearance of this document is unlawful and offenders may be prosecuted to the fullest extent of the law. Unless otherwise stated the results shown in this test report refer only to the sample(s) tested and such sample(s) are retained for 30 days only.

Attention: To check the authenticity of testing / inspection report & certificate, please contact us at telephone: (86-755) 8307 1443, or email: CN.Doccheck@sgs.com

No.1 Workshop, M-10, Middle Section, Science & Technology Park, Nanshan District, Shenzhen, Guangdong, China 518057 t (86-755) 26012053 f (86-755) 26710594 www.ssgroup.com.cn
中国·广东·深圳市南山区科技园中区M-10栋1号厂房 邮编: 518057 t (86-755) 26012053 f (86-755) 26710594 sgs.china@sgs.com

5 Equipment List

| Conducted Peak Output Power | | | | | |
|-----------------------------|--------------|---------------|---------------|------------|--------------|
| Equipment | Manufacturer | Model No. | Inventory No. | Cal Date | Cal Due Date |
| Power Sensor | TST PASS | TSPS2023R | SEM009-26 | 2023-04-01 | 2024-03-31 |
| Power Sensor | KEYSIGHT | U2021XA | SEM009-16 | 2023-03-21 | 2024-03-20 |
| DC Power Supply | Chroma | 62012P-80-60 | SEM011-11 | 2023-10-19 | 2024-10-18 |
| MXA Signal Analyzer | KEYSIGHT | N9020A | SEM004-19 | 2023-03-21 | 2024-03-20 |
| Measurement Software | TST PASS | TST PASS V2.0 | N/A | N/A | N/A |
| Coaxial Cable | SGS | N/A | SEM031-01 | 2023-07-07 | 2024-07-06 |
| Attenuator | Huber+Suhner | 6620_SMA-50-1 | SEM021-09 | 2023-03-31 | 2024-03-30 |

| Minimum 6dB Bandwidth | | | | | |
|-----------------------|--------------|---------------|---------------|------------|--------------|
| Equipment | Manufacturer | Model No. | Inventory No. | Cal Date | Cal Due Date |
| DC Power Supply | Chroma | 62012P-80-60 | SEM011-11 | 2023-10-19 | 2024-10-18 |
| MXA Signal Analyzer | KEYSIGHT | N9020A | SEM004-19 | 2023-03-21 | 2024-03-20 |
| Measurement Software | TST PASS | TST PASS V2.0 | N/A | N/A | N/A |
| Coaxial Cable | SGS | N/A | SEM031-01 | 2023-07-07 | 2024-07-06 |
| Attenuator | Huber+Suhner | 6620_SMA-50-1 | SEM021-09 | 2023-03-31 | 2024-03-30 |

| Power Spectrum Density | | | | | |
|------------------------|--------------|---------------|---------------|------------|--------------|
| Equipment | Manufacturer | Model No. | Inventory No. | Cal Date | Cal Due Date |
| DC Power Supply | Chroma | 62012P-80-60 | SEM011-11 | 2023-10-19 | 2024-10-18 |
| MXA Signal Analyzer | KEYSIGHT | N9020A | SEM004-19 | 2023-03-21 | 2024-03-20 |
| Measurement Software | TST PASS | TST PASS V2.0 | N/A | N/A | N/A |
| Coaxial Cable | SGS | N/A | SEM031-01 | 2023-07-07 | 2024-07-06 |
| Attenuator | Huber+Suhner | 6620_SMA-50-1 | SEM021-09 | 2023-03-31 | 2024-03-30 |

| Conducted Band Edges Measurement | | | | | |
|----------------------------------|--------------|---------------|---------------|------------|--------------|
| Equipment | Manufacturer | Model No. | Inventory No. | Cal Date | Cal Due Date |
| DC Power Supply | Chroma | 62012P-80-60 | SEM011-11 | 2023-10-19 | 2024-10-18 |
| MXA Signal Analyzer | KEYSIGHT | N9020A | SEM004-19 | 2023-03-21 | 2024-03-20 |
| Measurement Software | TST PASS | TST PASS V2.0 | N/A | N/A | N/A |
| Coaxial Cable | SGS | N/A | SEM031-01 | 2023-07-07 | 2024-07-06 |



Unless otherwise agreed in writing, this document is issued by the Company subject to its General Conditions of Service printed overleaf, available on request or accessible at <https://www.sgs.com/en/Terms-and-Conditions>. Attention is drawn to the limitation of liability, indemnification and jurisdiction issues defined therein. Any holder of this document is advised that information contained hereon reflects the Company's findings at the time of its intervention only and within the limits of Client's instructions, if any. The Company's sole responsibility is to its Client and this document does not exonerate parties to a transaction from exercising all their rights and obligations under the transaction documents. This document cannot be reproduced except in full, without prior written approval of the Company. Any unauthorized alteration, forgery or falsification of the content or appearance of this document is unlawful and offenders may be prosecuted to the fullest extent of the law. Unless otherwise stated the results shown in this test report refer only to the sample(s) tested and such sample(s) are retained for 30 days only.

Attention: To check the authenticity of testing / inspection report & certificate, please contact us at telephone: (86-755) 8307 1443, or email: CN.Doccheck@sgs.com

No.1 Workshop, M-10, Middle Section, Science & Technology Park, Nanshan District, Shenzhen, Guangdong, China 518057 t (86-755) 26012053 f (86-755) 26710594 www.sgs.com.cn
中国·广东·深圳市南山区科技园中区M-10栋1号厂房 邮编: 518057 t (86-755) 26012053 f (86-755) 26710594 sgs.china@sgs.com

SGS-CSTC Standards Technical Services Co., Ltd. Shenzhen Branch

SZEMC-TRF-01 Rev. A/1

Report No.: SZCR231100356403

Page: 9 of 112

| | | | | | |
|------------|--------------|---------------|-----------|------------|------------|
| Attenuator | Huber+Suhner | 6620_SMA-50-1 | SEM021-09 | 2023-03-31 | 2024-03-30 |
|------------|--------------|---------------|-----------|------------|------------|

Conducted Spurious Emissions

| Equipment | Manufacturer | Model No. | Inventory No. | Cal Date | Cal Due Date |
|----------------------|--------------|---------------|---------------|------------|--------------|
| DC Power Supply | Chroma | 62012P-80-60 | SEM011-11 | 2023-10-19 | 2024-10-18 |
| MXA Signal Analyzer | KEYSIGHT | N9020A | SEM004-19 | 2023-03-21 | 2024-03-20 |
| Measurement Software | TST PASS | TST PASS V2.0 | N/A | N/A | N/A |
| Coaxial Cable | SGS | N/A | SEM031-01 | 2023-07-07 | 2024-07-06 |
| Attenuator | Huber+Suhner | 6620_SMA-50-1 | SEM021-09 | 2023-03-31 | 2024-03-30 |

Radiated Emissions which fall in the restricted bands

| Equipment | Manufacturer | Model No. | Inventory No. | Cal Date | Cal Due Date |
|----------------------------|------------------------------------|-----------------|---------------|------------|--------------|
| 3m Fully-Anechoic Chamber | AUDIX | N/A | SEM001-02 | 2023-04-01 | 2026-03-31 |
| Signal Analyzer | Rohde & Schwarz | FSV40 | SEM008-04 | 2023-03-20 | 2024-03-19 |
| Horn Antenna | Rohde&Schwarz | HF907 | SEM003-07 | 2023-07-23 | 2025-07-22 |
| Microwave system amplifier | Agilent | 83017A | SEM005-25 | 2023-09-19 | 2024-09-18 |
| Measurement Software | AUDIX | e3 V8.2014-6-27 | N/A | N/A | N/A |
| Coaxial Cable | SGS | N/A | SEM026-01 | 2023-07-07 | 2024-07-06 |
| Broad-Band Horn Antenna | Schwarzbeck | BBHA 9170 | SEM003-15 | 2022-08-10 | 2024-08-09 |
| Pre-Amplifier | Compliance Directions Systems Inc. | PAP-2640-50 | SEM005-08 | 2023-03-20 | 2024-03-19 |

Radiated Spurious Emissions Below 1GHz

| Equipment | Manufacturer | Model No. | Inventory No. | Cal Date | Cal Due Date |
|--------------------------|----------------------|-----------------|---------------|------------|--------------|
| Loop Antenna | ETS-Lindgren | 6502 | SEM003-08 | 2023-11-20 | 2025-11-19 |
| 3m Semi-Anechoic Chamber | ETS-LINDGREN | N/A | SEM001-01 | 2023-06-19 | 2026-06-18 |
| MXE EMI Receiver | Agilent Technologies | N9038A | SEM004-15 | 2023-10-19 | 2024-10-18 |
| BiConiLog Antenna | ETS-LINDGREN | 3142C | SEM003-01 | 2023-09-16 | 2025-09-15 |
| Pre-Amplifier | Agilent Technologies | 8447D | SEM005-01 | 2023-03-20 | 2024-03-19 |
| Measurement Software | AUDIX | e3 V8.2014-6-27 | N/A | N/A | N/A |
| Coaxial Cable | SGS | N/A | SEM025-01 | 2023-07-07 | 2024-07-06 |



Unless otherwise agreed in writing, this document is issued by the Company subject to its General Conditions of Service printed overleaf, available on request or accessible at <https://www.sgs.com/en/Terms-and-Conditions>. Attention is drawn to the limitation of liability, indemnification and jurisdiction issues defined therein. Any holder of this document is advised that information contained hereon reflects the Company's findings at the time of its intervention only and within the limits of Client's instructions, if any. The Company's sole responsibility is to its Client and this document does not exonerate parties to a transaction from exercising all their rights and obligations under the transaction documents. This document cannot be reproduced except in full, without prior written approval of the Company. Any unauthorized alteration, forgery or falsification of the content or appearance of this document is unlawful and offenders may be prosecuted to the fullest extent of the law. Unless otherwise stated the results shown in this test report refer only to the sample(s) tested and such sample(s) are retained for 30 days only.

Attention: To check the authenticity of testing / inspection report & certificate, please contact us at telephone: (86-755) 8307 1443, or email: CN.Doccheck@sgs.com

SGS-CSTC Standards Technical Services Co., Ltd.
Shenzhen Branch (EMC Laboratory)

No.1 Workshop, M-10, Middle Section, Science & Technology Park, Nanshan District, Shenzhen, Guangdong, China 518057 t (86-755) 26012053 f (86-755) 26710594 www.sgs.com.cn
中国·广东·深圳市南山区科技园中区M-10栋1号厂房 邮编: 518057 t (86-755) 26012053 f (86-755) 26710594 sgs.china@sgs.com

SGS-CSTC Standards Technical Services Co., Ltd. Shenzhen Branch

SZEMC-TRF-01 Rev. A/1

Report No.: SZCR231100356403

Page: 10 of 112

| Radiated Spurious Emissions Above 1GHz | | | | | |
|--|------------------------------------|-----------------|---------------|------------|--------------|
| Equipment | Manufacturer | Model No. | Inventory No. | Cal Date | Cal Due Date |
| 3m Fully-Anechoic Chamber | AUDIX | N/A | SEM001-02 | 2023-04-01 | 2026-03-31 |
| Signal Analyzer | Rohde & Schwarz | FSV40 | SEM008-04 | 2023-03-20 | 2024-03-19 |
| Horn Antenna | Rohde&Schwarz | HF907 | SEM003-07 | 2023-07-23 | 2025-07-22 |
| Microwave system amplifier | Agilent | 83017A | SEM005-25 | 2023-09-19 | 2024-09-18 |
| Measurement Software | AUDIX | e3 V8.2014-6-27 | N/A | N/A | N/A |
| Coaxial Cable | SGS | N/A | SEM026-01 | 2023-07-07 | 2024-07-06 |
| Broad-Band Horn Antenna | Schwarzbeck | BBHA 9170 | SEM003-15 | 2022-08-10 | 2024-08-09 |
| Pre-Amplifier | Compliance Directions Systems Inc. | PAP-2640-50 | SEM005-08 | 2023-03-20 | 2024-03-19 |

| General used equipment | | | | | |
|---------------------------------|---|-----------|---------------|------------|--------------|
| Equipment | Manufacturer | Model No. | Inventory No. | Cal Date | Cal Due Date |
| Humidity/ Temperature Indicator | deli | 8838 | SEM002-32 | 2023-07-28 | 2024-07-27 |
| Humidity/ Temperature Indicator | deli | 8838 | SEM002-33 | 2023-07-28 | 2024-07-27 |
| Barometer | Changchun Meteorological Industry Factory | DYM3 | SEM002-01 | 2023-03-23 | 2024-03-22 |



SGS-CSTC Standards Technical Services Co., Ltd.
Shenzhen Branch (SZEMC) Laboratory

Unless otherwise agreed in writing, this document is issued by the Company subject to its General Conditions of Service printed overleaf, available on request or accessible at <https://www.sgs.com/en/Terms-and-Conditions>. Attention is drawn to the limitation of liability, indemnification and jurisdiction issues defined therein. Any holder of this document is advised that information contained hereon reflects the Company's findings at the time of its intervention only and within the limits of Client's instructions, if any. The Company's sole responsibility is to its Client and this document does not exonerate parties to a transaction from exercising all their rights and obligations under the transaction documents. This document cannot be reproduced except in full, without prior written approval of the Company. Any unauthorized alteration, forgery or falsification of the content or appearance of this document is unlawful and offenders may be prosecuted to the fullest extent of the law. Unless otherwise stated the results shown in this test report refer only to the sample(s) tested and such sample(s) are retained for 30 days only.

Attention: To check the authenticity of testing / inspection report & certificate, please contact us at telephone: (86-755) 8307 1443, or email: CN.Doccheck@sgs.com

No.1 Workshop, M-10, Middle Section, Science & Technology Park, Nanshan District, Shenzhen, Guangdong, China 518057 t (86-755) 26012053 f (86-755) 26710594 www.sgs.com.cn
中国·广东·深圳市南山区科技园中区M-10栋1号厂房 邮编: 518057 t (86-755) 26012053 f (86-755) 26710594 sgs.china@sgs.com

6 Radio Spectrum Technical Requirement

6.1 Antenna Requirement

6.1.1 Test Requirement:

47 CFR Part 15, Subpart C 15.203 & 15.247(b)(4)

6.1.2 Conclusion

Standard Requirement:

An intentional radiator shall be designed to ensure that no antenna other than that furnished by the responsible party shall be used with the device. The use of a permanently attached antenna or of an antenna that uses a unique coupling to the intentional radiator, the manufacturer may design the unit so that a broken antenna can be replaced by the user, but the use of a standard antenna jack or electrical connector is prohibited.

15.247(b) (4) requirement:

The conducted output power limit specified in paragraph (b) of this section is based on the use of antennas with directional gains that do not exceed 6 dBi. Except as shown in paragraph (c) of this section, if transmitting antennas of directional gain greater than 6 dBi are used, the conducted output power from the intentional radiator shall be reduced below the stated values in paragraphs (b)(1), (b)(2), and (b)(3) of this section, as appropriate, by the amount in dB that the directional gain of the antenna exceeds 6 dBi.

EUT Antenna:

The antenna is integrated on the main PCB and no consideration of replacement. The best case gain of the antenna is 2.31dBi.

Antenna location: Refer to internal photo.



Unless otherwise agreed in writing, this document is issued by the Company subject to its General Conditions of Service printed overleaf, available on request or accessible at <https://www.sgs.com/en/Terms-and-Conditions>. Attention is drawn to the limitation of liability, indemnification and jurisdiction issues defined therein. Any holder of this document is advised that information contained hereon reflects the Company's findings at the time of its intervention only and within the limits of Client's instructions, if any. The Company's sole responsibility is to its Client and this document does not exonerate parties to a transaction from exercising all their rights and obligations under the transaction documents. This document cannot be reproduced except in full, without prior written approval of the Company. Any unauthorized alteration, forgery or falsification of the content or appearance of this document is unlawful and offenders may be prosecuted to the fullest extent of the law. Unless otherwise stated the results shown in this test report refer only to the sample(s) tested and such sample(s) are retained for 30 days only.

Attention: To check the authenticity of testing / inspection report & certificate, please contact us at telephone: (86-755) 8307 1443, or email: CN.Doccheck@sgs.com

7 Radio Spectrum Matter Test Results

7.1 Conducted Peak Output Power

Test Requirement 47 CFR Part 15, Subpart C 15.247(b)(3)

Test Method: ANSI C63.10 (2013) Section 11.9.2

Limit:

| Frequency range(MHz) | Output power of the intentional radiator(watt) |
|----------------------|--|
| 902-928 | 1 for ≥ 50 hopping channels |
| | 0.25 for $25 \leq$ hopping channels < 50 |
| | 1 for digital modulation |
| 2400-2483.5 | 1 for ≥ 75 non-overlapping hopping channels |
| | 0.125 for all other frequency hopping systems |
| | 1 for digital modulation |
| 5725-5850 | 1 for frequency hopping systems and digital modulation |

7.1.1 E.U.T. Operation

Operating Environment:

Temperature: 25.1 °C

Humidity: 52.1 % RH

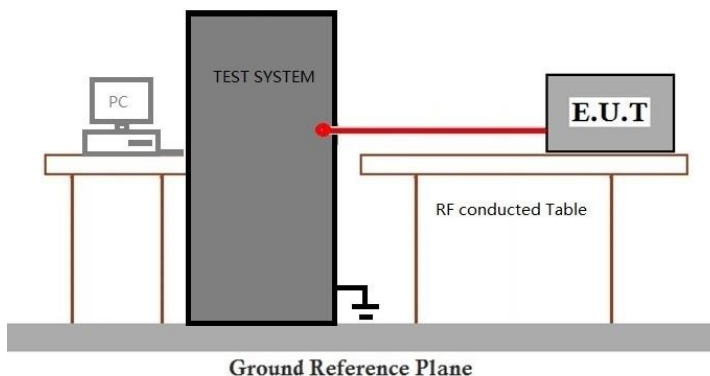
Atmospheric Pressure: 1000 mbar

7.1.2 Test Mode Description

| Pre-scan / Final test | Mode Code | Description |
|-----------------------|-----------|--|
| Final test | 01 | TX mode_Keep the EUT in continuously transmitting mode with all modulation types. All data rates for each modulation type have been tested and found the data rate @ 1Mbps is the worst case of IEEE 802.11b; data rate @ 6Mbps is the worst case of IEEE 802.11g; data rate @ 6.5Mbps is the worst case of IEEE 802.11n(HT20). final test modes are considering the modulation and worse data rates. Only the data of worst case is recorded in the report. |



7.1.3 Test Setup Diagram



7.1.4 Measurement Procedure and Data

Note: Since the verify power the same operating range bandwidth and smaller power can be covered by the higher power.

Please Refer to Appendix for Details



7.2 Minimum 6dB Bandwidth

Test Requirement 47 CFR Part 15, Subpart C 15.247a(2)

Test Method: ANSI C63.10 (2013) Section 11.8.1

Limit:

≥500 kHz

7.2.1 E.U.T. Operation

Operating Environment:

Temperature: 25.1 °C

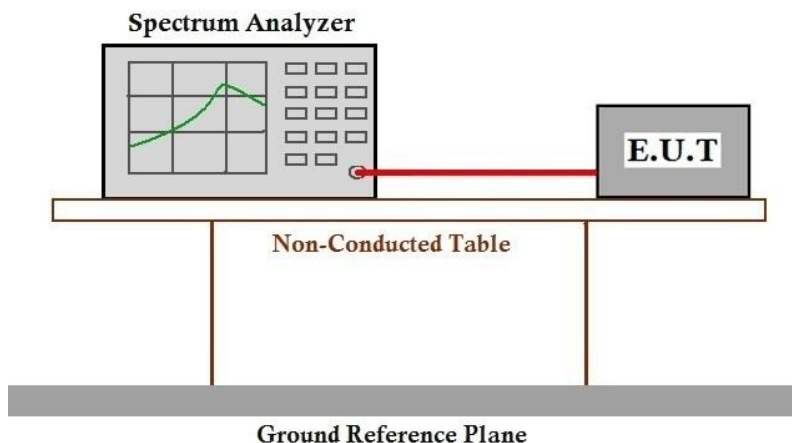
Humidity: 52.1 % RH

Atmospheric Pressure: 1000 mbar

7.2.2 Test Mode Description

| Pre-scan / Final test | Mode Code | Description |
|-----------------------|-----------|--|
| Final test | 01 | TX mode_Keep the EUT in continuously transmitting mode with all modulation types. All data rates for each modulation type have been tested and found the data rate @ 1Mbps is the worst case of IEEE 802.11b; data rate @ 6Mbps is the worst case of IEEE 802.11g; data rate @ 6.5Mbps is the worst case of IEEE 802.11n(HT20). final test modes are considering the modulation and worse data rates. Only the data of worst case is recorded in the report. |

7.2.3 Test Setup Diagram



7.2.4 Measurement Procedure and Data

Please Refer to Appendix for Details



7.3 Power Spectrum Density

Test Requirement 47 CFR Part 15, Subpart C 15.247(e)

Test Method: ANSI C63.10 (2013) Section 11.10.2

Limit:

≤8dBm in any 3 kHz band during any time interval of continuous transmission

7.3.1 E.U.T. Operation

Operating Environment:

Temperature: 25.1 °C

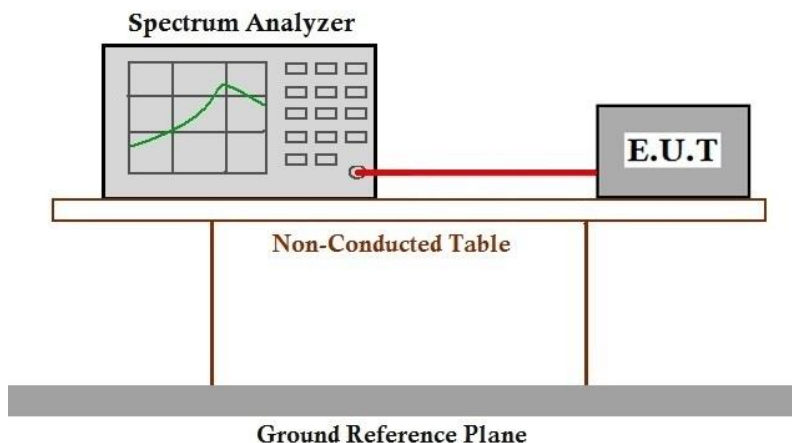
Humidity: 52.1 % RH

Atmospheric Pressure: 1000 mbar

7.3.2 Test Mode Description

| Pre-scan / Final test | Mode Code | Description |
|-----------------------|-----------|--|
| Final test | 01 | TX mode_Keep the EUT in continuously transmitting mode with all modulation types. All data rates for each modulation type have been tested and found the data rate @ 1Mbps is the worst case of IEEE 802.11b; data rate @ 6Mbps is the worst case of IEEE 802.11g; data rate @ 6.5Mbps is the worst case of IEEE 802.11n(HT20). final test modes are considering the modulation and worse data rates. Only the data of worst case is recorded in the report. |

7.3.3 Test Setup Diagram



7.3.4 Measurement Procedure and Data

Please Refer to Appendix for Details



7.4 Conducted Band Edges Measurement

Test Requirement 47 CFR Part 15, Subpart C 15.247(d)
Test Method: ANSI C63.10 (2013) Section 11.13.3.2

Limit:

In any 100 kHz bandwidth outside the frequency band in which the spread spectrum or digitally modulated intentional radiator is operating, the radio frequency power that is produced by the intentional radiator shall be at least 20 dB below that in the 100 kHz bandwidth within the band that contains the highest level of the desired power, based on either an RF conducted or a radiated measurement, provided the transmitter demonstrates compliance with the peak conducted power limits. If the transmitter complies with the conducted power limits based on the use of RMS averaging over a time interval, as permitted under paragraph (b)(3) of this section, the attenuation required under this paragraph shall be 30 dB instead of 20 dB. Attenuation below the general limits specified in §15.209(a) is not required. In addition, radiated emissions which fall in the restricted bands, as defined in §15.205(a), must also comply with the radiated emission limits specified in §15.209(a) (see §15.205(c)).

7.4.1 E.U.T. Operation

Operating Environment:

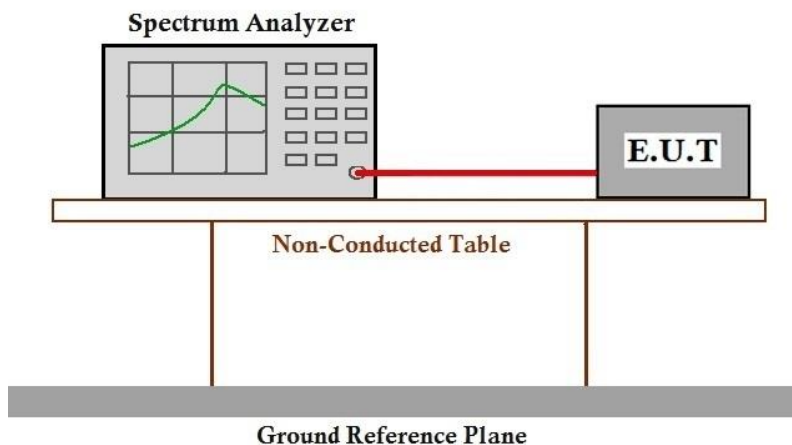
Temperature: 25.1 °C Humidity: 52.1 % RH Atmospheric Pressure: 1000 mbar

7.4.2 Test Mode Description

| Pre-scan / Final test | Mode Code | Description |
|-----------------------|-----------|--|
| Final test | 01 | TX mode_Keep the EUT in continuously transmitting mode with all modulation types. All data rates for each modulation type have been tested and found the data rate @ 1Mbps is the worst case of IEEE 802.11b; data rate @ 6Mbps is the worst case of IEEE 802.11g; data rate @ 6.5Mbps is the worst case of IEEE 802.11n(HT20). final test modes are considering the modulation and worse data rates. Only the data of worst case is recorded in the report. |



7.4.3 Test Setup Diagram



7.4.4 Measurement Procedure and Data

Please Refer to Appendix for Details

7.5 Conducted Spurious Emissions

Test Requirement 47 CFR Part 15, Subpart C 15.247(d)

Test Method: ANSI C63.10 (2013) Section 11.11

Limit:

In any 100 kHz bandwidth outside the frequency band in which the spread spectrum or digitally modulated intentional radiator is operating, the radio frequency power that is produced by the intentional radiator shall be at least 20 dB below that in the 100 kHz bandwidth within the band that contains the highest level of the desired power, based on either an RF conducted or a radiated measurement, provided the transmitter demonstrates compliance with the peak conducted power limits. If the transmitter complies with the conducted power limits based on the use of RMS averaging over a time interval, as permitted under paragraph (b)(3) of this section, the attenuation required under this paragraph shall be 30 dB instead of 20 dB. Attenuation below the general limits specified in §15.209(a) is not required. In addition, radiated emissions which fall in the restricted bands, as defined in §15.205(a), must also comply with the radiated emission limits specified in §15.209(a) (see §15.205(c)).

7.5.1 E.U.T. Operation

Operating Environment:

Temperature: 25.1 °C

Humidity: 52.1 % RH

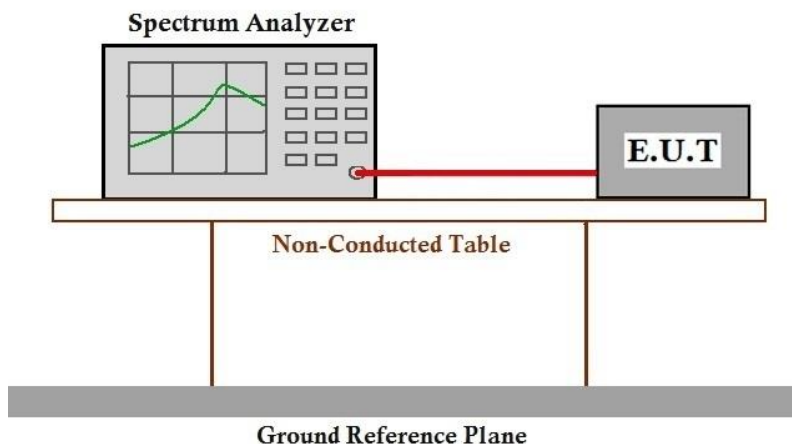
Atmospheric Pressure: 1000 mbar

7.5.2 Test Mode Description

| Pre-scan / Final test | Mode Code | Description |
|-----------------------|-----------|--|
| Final test | 01 | TX mode_Keep the EUT in continuously transmitting mode with all modulation types. All data rates for each modulation type have been tested and found the data rate @ 1Mbps is the worst case of IEEE 802.11b; data rate @ 6Mbps is the worst case of IEEE 802.11g; data rate @ 6.5Mbps is the worst case of IEEE 802.11n(HT20). final test modes are considering the modulation and worse data rates. Only the data of worst case is recorded in the report. |



7.5.3 Test Setup Diagram



7.5.4 Measurement Procedure and Data

Please Refer to Appendix for Details



Unless otherwise agreed in writing, this document is issued by the Company subject to its General Conditions of Service printed overleaf, available on request or accessible at <https://www.sgs.com/en/Terms-and-Conditions>. Attention is drawn to the limitation of liability, indemnification and jurisdiction issues defined therein. Any holder of this document is advised that information contained hereon reflects the Company's findings at the time of its intervention only and within the limits of Client's instructions, if any. The Company's sole responsibility is to its Client and this document does not exonerate parties to a transaction from exercising all their rights and obligations under the transaction documents. This document cannot be reproduced except in full, without prior written approval of the Company. Any unauthorized alteration, forgery or falsification of the content or appearance of this document is unlawful and offenders may be prosecuted to the fullest extent of the law. Unless otherwise stated the results shown in this test report refer only to the sample(s) tested and such sample(s) are retained for 30 days only.

Attention: To check the authenticity of testing / inspection report & certificate, please contact us at telephone: (86-755) 8307 1443, or email: CN.Doccheck@sgs.com

7.6 Radiated Emissions which fall in the restricted bands

Test Requirement 47 CFR Part 15, Subpart C 15.205 & 15.209

Test Method: ANSI C63.10 (2013) Section 6.10.5

Measurement Distance: 3m

Limit:

| Frequency(MHz) | Field strength(microvolts/meter) | Measurement distance(meters) |
|----------------|----------------------------------|------------------------------|
| 0.009-0.490 | 2400/F(kHz) | 300 |
| 0.490-1.705 | 24000/F(kHz) | 30 |
| 1.705-30.0 | 30 | 30 |
| 30-88 | 100 | 3 |
| 88-216 | 150 | 3 |
| 216-960 | 200 | 3 |
| Above 960 | 500 | 3 |

Remark: The emission limits shown in the above table are based on measurements employing a CISPR quasi-peak detector except for the frequency bands 9-90kHz, 110-490kHz and above 1000 MHz. Radiated emission limits in these three bands are based on measurements employing an average detector, the peak field strength of any emission shall not exceed the maximum permitted average limits specified above by more than 20 dB under any condition of modulation.

7.6.1 E.U.T. Operation

Operating Environment:

Temperature: 21.5 °C

Humidity: 60.9 % RH

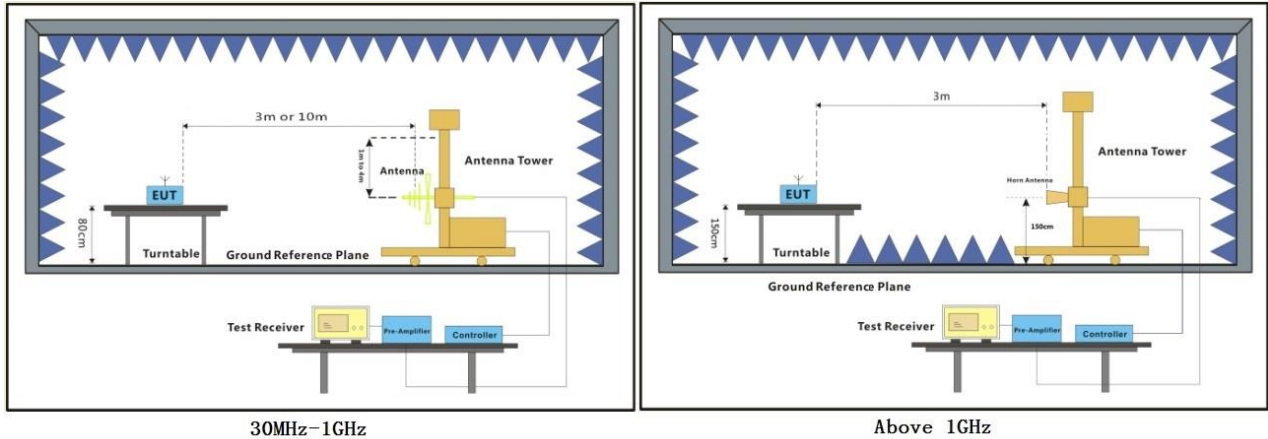
Atmospheric Pressure: 1000 mbar

7.6.2 Test Mode Description

| Pre-scan / Final test | Mode Code | Description |
|-----------------------|-----------|--|
| Final test | 01 | TX mode_Keep the EUT in continuously transmitting mode with all modulation types. All data rates for each modulation type have been tested and found the data rate @ 1Mbps is the worst case of IEEE 802.11b; data rate @ 6Mbps is the worst case of IEEE 802.11g; data rate @ 6.5Mbps is the worst case of IEEE 802.11n(HT20). final test modes are considering the modulation and worse data rates. Only the data of worst case is recorded in the report. |



7.6.3 Test Setup Diagram



30MHz-1GHz

Above 1GHz



7.6.4 Measurement Procedure and Data

- a. For below 1GHz, the EUT was placed on the top of a rotating table 0.8 meters above the ground at a 3 or 10 meter semi-anechoic chamber. The table was rotated 360 degrees to determine the position of the highest radiation.
- b. For above 1GHz, the EUT was placed on the top of a rotating table 1.5 meters above the ground at a 3 meter fully-anechoic chamber. The table was rotated 360 degrees to determine the position of the highest radiation.
- c. The EUT was set 3 or 10 meters away from the interference-receiving antenna, which was mounted on the top of a variable-height antenna tower.
- d. The antenna height is varied from one meter to four meters above the ground to determine the maximum value of the field strength. Both horizontal and vertical polarizations of the antenna are set to make the measurement.
- e. For each suspected emission, the EUT was arranged to its worst case and then the antenna was tuned to heights from 1 meter to 4 meters (for the test frequency of below 30MHz, the antenna was tuned to heights 1 meter) and the rotatable table was turned from 0 degrees to 360 degrees to find the maximum reading.
- f. The test-receiver system was set to Peak Detect Function and Specified Bandwidth with Maximum Hold Mode.
- g. If the emission level of the EUT in peak mode was 10dB lower than the limit specified, then testing could be stopped and the peak values of the EUT would be reported. Otherwise the emissions that did not have 10dB margin would be re-tested one by one using peak, quasi-peak or average method as specified and then reported in a data sheet.
- h. Test the EUT in the lowest channel, the middle channel, the Highest channel.
- i. The radiation measurements are performed in X, Y, Z axis positioning for Transmitting mode, and found the X axis positioning which it is the worst case.
- j. Repeat above procedures until all frequencies measured was complete.

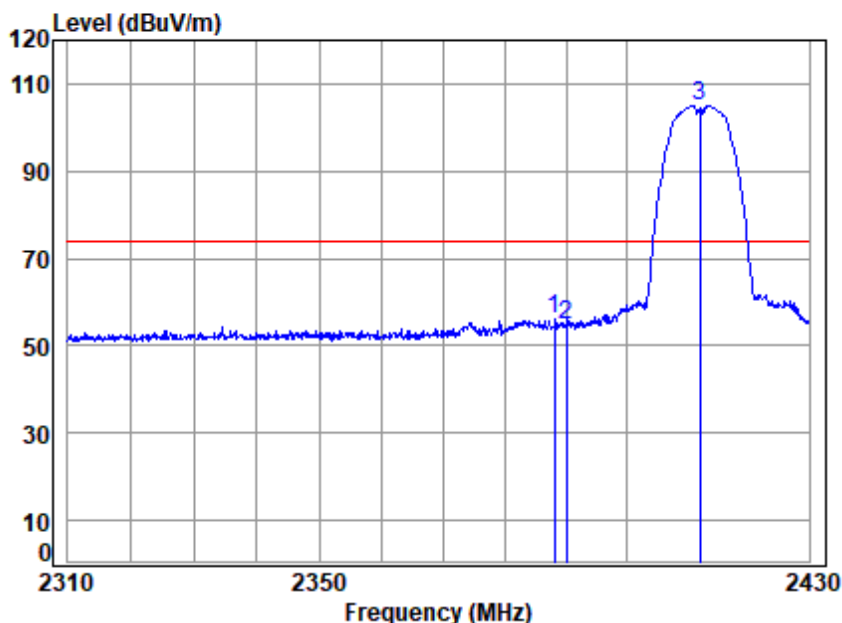
Remark 1: Level= Read Level+ Cable Loss+ Antenna Factor- Preamp Factor

Remark 2: For frequencies above 1GHz, the field strength limits are based on average limits. However, the peak field strength of any emission shall not exceed the maximum permitted average limits specified above by more than 20 dB under any condition of modulation. For the emissions whose peak level is lower than the average limit, only the peak measurement is shown in the report.

Remark 3: For devices with multiple operating modes, measurements on the middle channel is used to determine the worst-case mode(s). Only the worst case mode with the widest bandwidth which can be covered the same channel (center frequency) on modes with narrower bandwidth that have the same or lower output power for each modulation family (e.g., OFDM and direct sequence spread spectrum) is recorded in the test report.



Test Mode: 01; Polarity: Horizontal; Modulation:802.11b; Bandwidth:20MHz; Channel:Low

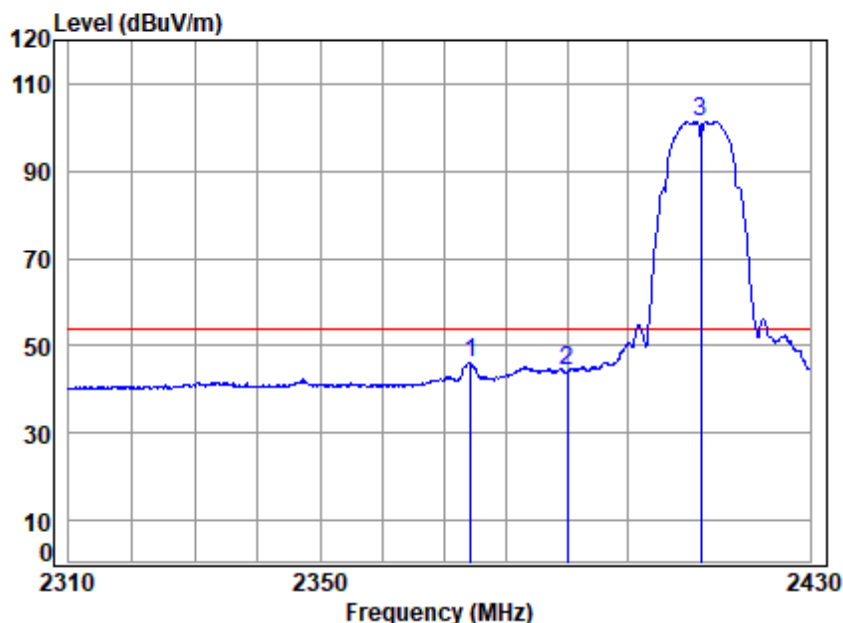


Site : chamber
Condition: 3m HORIZONTAL
Job No : 03564AT
Mode : 2412 Band edge
Note : 2.4G WIFI 11B

| | | Cable | Ant | Preamp | Read | | Limit | Over | |
|-----|----------|-------|--------|--------|--------|--------|--------|--------|--------|
| | Freq | Loss | Factor | Factor | Level | Level | Line | Limit | Remark |
| | MHz | dB | dB/m | dB | dBuV | dBuV/m | dBuV/m | dB | |
| 1 | 2388.154 | 5.07 | 29.10 | 37.44 | 59.32 | 56.05 | 74.00 | -17.95 | peak |
| 2 | 2390.000 | 5.08 | 29.10 | 37.44 | 57.94 | 54.68 | 74.00 | -19.32 | peak |
| 3 q | 2412.000 | 5.10 | 29.05 | 37.38 | 108.16 | 104.93 | 74.00 | 30.93 | peak |



Test Mode: 01; Polarity: Horizontal; Modulation:802.11b; Bandwidth:20MHz; Channel:Low

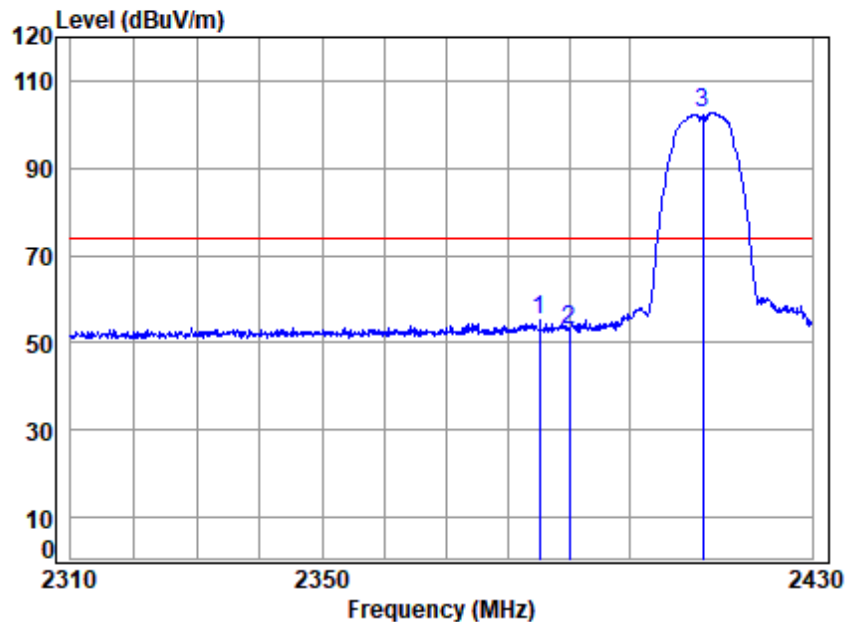


Site : chamber
Condition: 3m HORIZONTAL
Job No : 03564AT
Mode : 2412 Band edge
Note : 2.4G WIFI 11B

| | Freq | Cable Loss | Ant Factor | Preamp Factor | Read Level | Level | Limit Line | Over Limit | Remark |
|-----|----------|------------|------------|---------------|------------|--------|------------|------------|---------|
| | MHz | dB | dB/m | dB | dBuV | dBuV/m | dBuV/m | dB | |
| 1 | 2374.285 | 5.06 | 29.10 | 37.47 | 49.34 | 46.03 | 54.00 | -7.97 | Average |
| 2 | 2390.000 | 5.08 | 29.10 | 37.44 | 47.64 | 44.38 | 54.00 | -9.62 | Average |
| 3 q | 2412.000 | 5.10 | 29.05 | 37.38 | 104.67 | 101.44 | 54.00 | 47.44 | Average |



Test Mode: 01; Polarity: Vertical; Modulation:802.11b; Bandwidth:20MHz; Channel:Low



Site : chamber

Condition: 3m VERTICAL

Job No : 03564AT

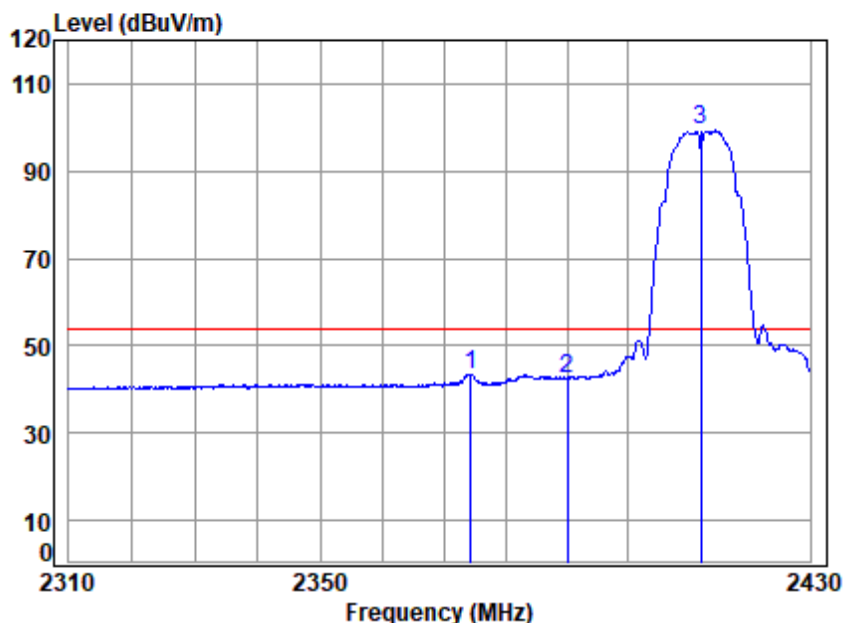
Mode : 2412 Band edge

Note : 2.4G WIFI 11B

| | | Cable | Ant | Preamp | Read | | Limit | Over | |
|-----|----------|-------|--------|--------|--------|--------|--------|--------|--------|
| | Freq | Loss | Factor | Factor | Level | Level | Line | Limit | Remark |
| | MHz | dB | dB/m | dB | dBuV | dBuV/m | dBuV/m | dB | |
| 1 | 2385.252 | 5.07 | 29.10 | 37.45 | 58.30 | 55.02 | 74.00 | -18.98 | Peak |
| 2 | 2390.000 | 5.08 | 29.10 | 37.44 | 56.23 | 52.97 | 74.00 | -21.03 | Peak |
| 3 q | 2412.000 | 5.10 | 29.05 | 37.38 | 105.98 | 102.75 | 74.00 | 28.75 | Peak |



Test Mode: 01; Polarity: Vertical; Modulation:802.11b; Bandwidth:20MHz; Channel:Low



Site : chamber

Condition: 3m VERTICAL

Job No : 03564AT

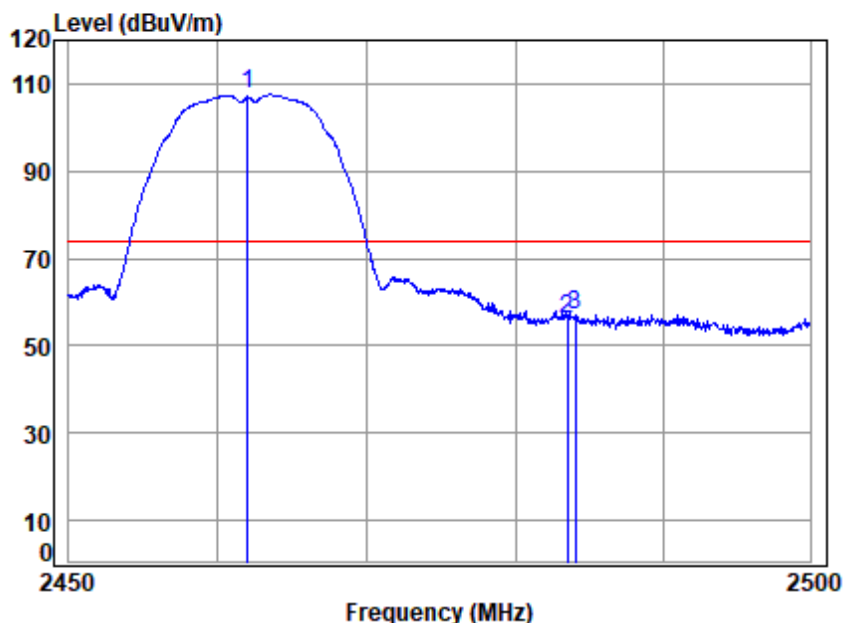
Mode : 2412 Band edge

Note : 2.4G WIFI 11B

| | | Cable | Ant | Preamp | Read | | Limit | Over | |
|-----|----------|-------|--------|--------|--------|--------|--------|--------|---------|
| | Freq | Loss | Factor | Factor | Level | Level | Line | Limit | Remark |
| | MHz | dB | dB/m | dB | dBuV | dBuV/m | dBuV/m | dB | |
| 1 | 2374.285 | 5.06 | 29.10 | 37.47 | 46.83 | 43.52 | 54.00 | -10.48 | Average |
| 2 | 2390.000 | 5.08 | 29.10 | 37.44 | 45.85 | 42.59 | 54.00 | -11.41 | Average |
| 3 q | 2412.000 | 5.10 | 29.05 | 37.38 | 102.53 | 99.30 | 54.00 | 45.30 | Average |



Test Mode: 01; Polarity: Horizontal; Modulation:802.11b; Bandwidth:20MHz; Channel:High



Site : chamber
Condition: 3m HORIZONTAL
Job No : 03564AT
Mode : 2462 Band edge
Note : 2.4G WIFI 11B

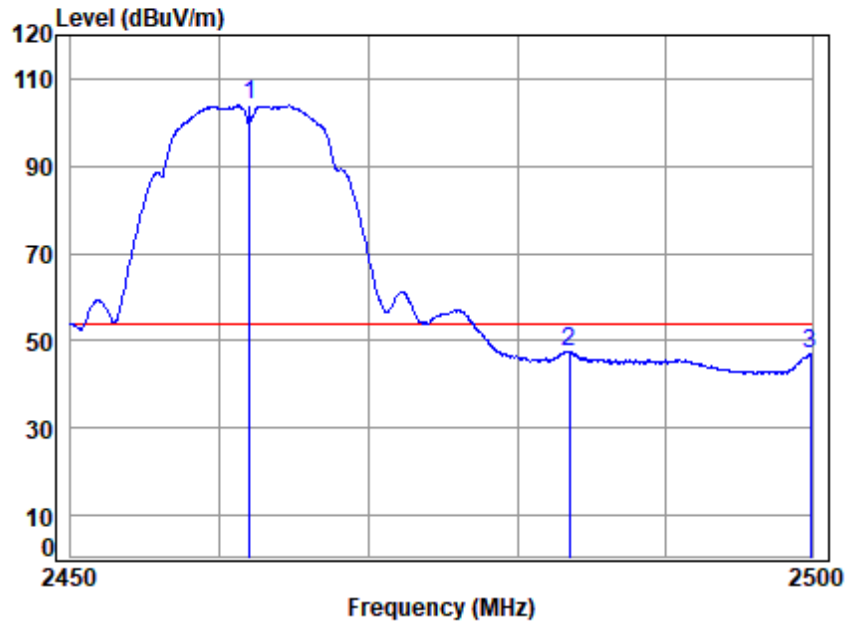
| | | Cable | Ant | Preamp | Read | Limit | Over | |
|-----|----------|-------|--------|--------|--------|--------|--------|--------------|
| | Freq | Loss | Factor | Factor | Level | Level | Line | Limit Remark |
| | MHz | dB | dB/m | dB | dBuV | dBuV/m | dBuV/m | dB |
| 1 q | 2462.000 | 5.14 | 28.90 | 37.27 | 110.72 | 107.49 | 74.00 | 33.49 peak |
| 2 | 2483.500 | 5.16 | 28.90 | 37.22 | 59.49 | 56.33 | 74.00 | -17.67 peak |
| 3 | 2484.041 | 5.16 | 28.90 | 37.22 | 60.33 | 57.17 | 74.00 | -16.83 peak |



Unless otherwise agreed in writing, this document is issued by the Company subject to its General Conditions of Service printed overleaf, available on request or accessible at <https://www.sgs.com/en/Terms-and-Conditions>. Attention is drawn to the limitation of liability, indemnification and jurisdiction issues defined therein. Any holder of this document is advised that information contained hereon reflects the Company's findings at the time of its intervention only and within the limits of Client's instructions, if any. The Company's sole responsibility is to its Client and this document does not exonerate parties to a transaction from exercising all their rights and obligations under the transaction documents. This document cannot be reproduced except in full, without prior written approval of the Company. Any unauthorized alteration, forgery or falsification of the content or appearance of this document is unlawful and offenders may be prosecuted to the fullest extent of the law. Unless otherwise stated the results shown in this test report refer only to the sample(s) tested and such sample(s) are retained for 30 days only.

Attention: To check the authenticity of testing /inspection report & certificate, please contact us at telephone: (86-755) 8307 1443, or email: CN.Doccheck@sgs.com

Test Mode: 01; Polarity: Horizontal; Modulation:802.11b; Bandwidth:20MHz; Channel:High

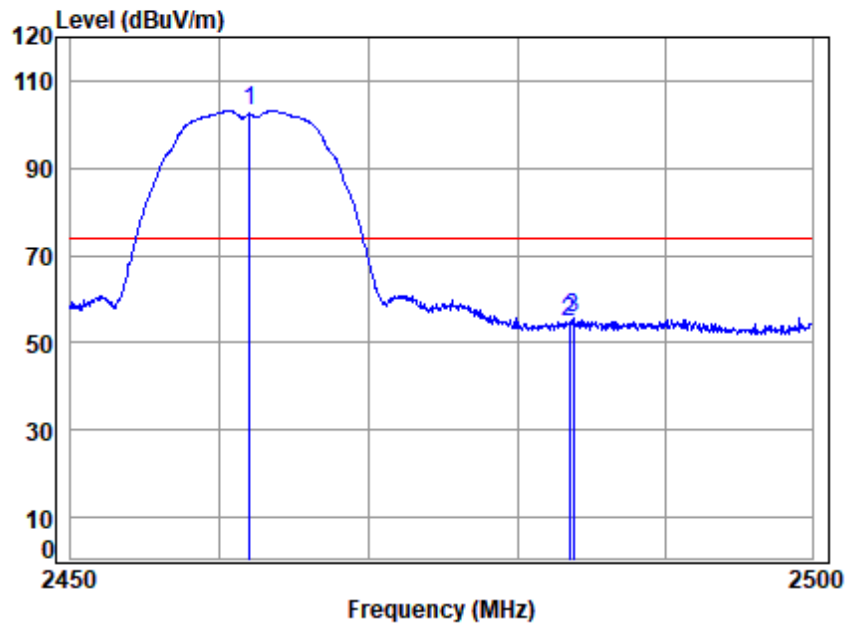


Site : chamber
Condition: 3m HORIZONTAL
Job No : 03564AT
Mode : 2462 Band edge
Note : 2.4G WIFI 11B

| | | Cable | Ant | Preamp | Read | Limit | Over | |
|-----|----------|-------|--------|--------|--------|--------|--------|---------------|
| | Freq | Loss | Factor | Factor | Level | Level | Limit | Remark |
| | MHz | dB | dB/m | dB | dBuV | dBuV/m | dBuV/m | dB |
| 1 q | 2462.000 | 5.14 | 28.90 | 37.27 | 107.06 | 103.83 | 54.00 | 49.83 Average |
| 2 | 2483.500 | 5.16 | 28.90 | 37.22 | 50.58 | 47.42 | 54.00 | -6.58 Average |
| 3 | 2499.899 | 5.18 | 28.90 | 37.18 | 50.14 | 47.04 | 54.00 | -6.96 Average |



Test Mode: 01; Polarity: Vertical; Modulation:802.11b; Bandwidth:20MHz; Channel:High



Site : chamber

Condition: 3m VERTICAL

Job No : 03564AT

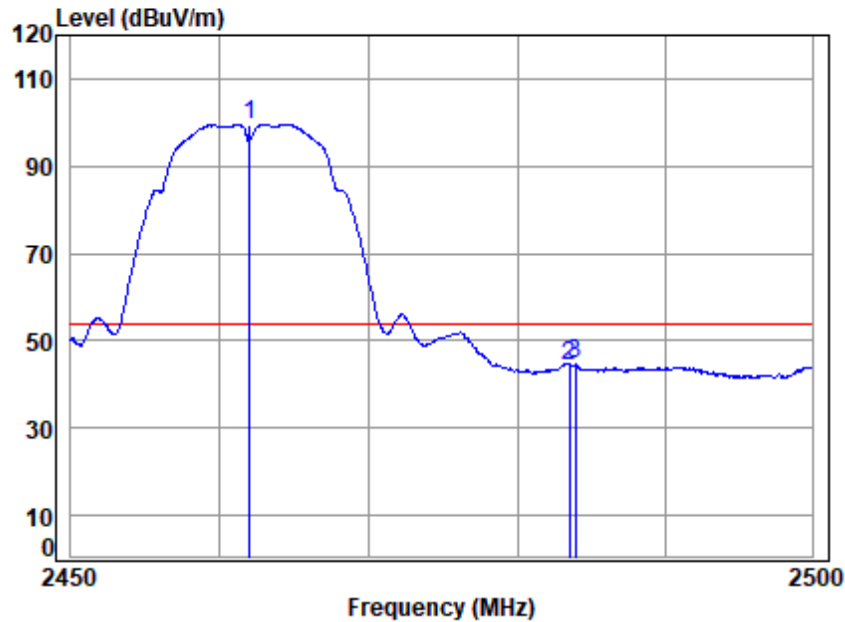
Mode : 2462 Band edge

Note : 2.4G WIFI 11B

| | | Cable | Ant | Preamp | Read | Limit | Over | |
|-----|----------|-------|--------|--------|--------|--------|--------|--------------|
| | Freq | Loss | Factor | Factor | Level | Level | Line | Limit Remark |
| | MHz | dB | dB/m | dB | dBuV | dBuV/m | dBuV/m | dB |
| 1 q | 2462.000 | 5.14 | 28.90 | 37.27 | 106.34 | 103.11 | 74.00 | 29.11 Peak |
| 2 | 2483.500 | 5.16 | 28.90 | 37.22 | 58.03 | 54.87 | 74.00 | -19.13 Peak |
| 3 | 2483.790 | 5.16 | 28.90 | 37.22 | 58.88 | 55.72 | 74.00 | -18.28 Peak |



Test Mode: 01; Polarity: Vertical; Modulation:802.11b; Bandwidth:20MHz; Channel:High



Site : chamber

Condition: 3m VERTICAL

Job No : 03564AT

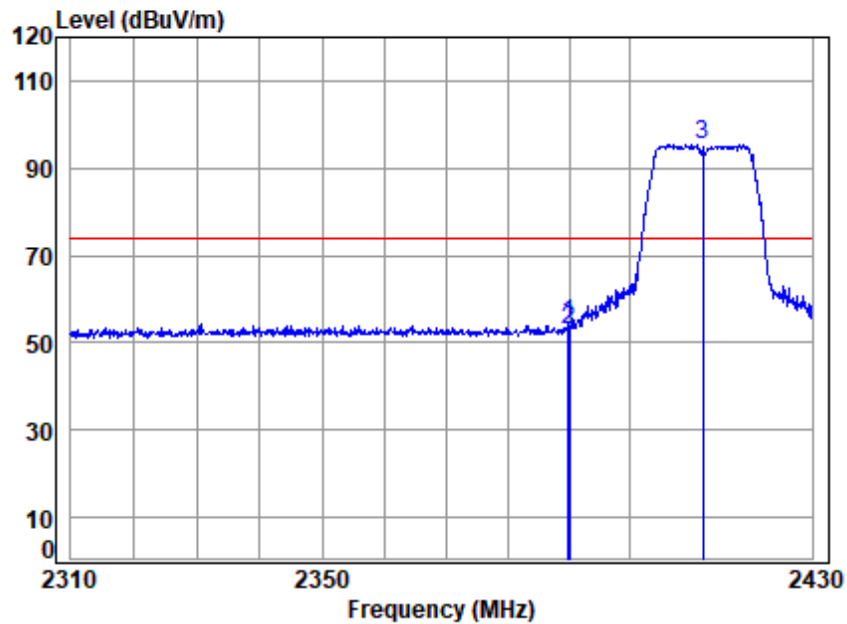
Mode : 2462 Band edge

Note : 2.4G WIFI 11B

| | | Cable | Ant | Preamp | Read | Limit | Over | |
|-----|----------|-------|--------|--------|--------|--------|--------|---------------|
| | Freq | Loss | Factor | Factor | Level | Level | Line | Limit Remark |
| | MHz | dB | dB/m | dB | dBuV | dBuV/m | dBuV/m | dB |
| 1 q | 2462.000 | 5.14 | 28.90 | 37.27 | 102.84 | 99.61 | 54.00 | 45.61 Average |
| 2 | 2483.500 | 5.16 | 28.90 | 37.22 | 47.62 | 44.46 | 54.00 | -9.54 Average |
| 3 | 2483.940 | 5.16 | 28.90 | 37.22 | 47.72 | 44.56 | 54.00 | -9.44 Average |



Test Mode: 01; Polarity: Horizontal; Modulation:802.11g; Bandwidth:20MHz; Channel:Low

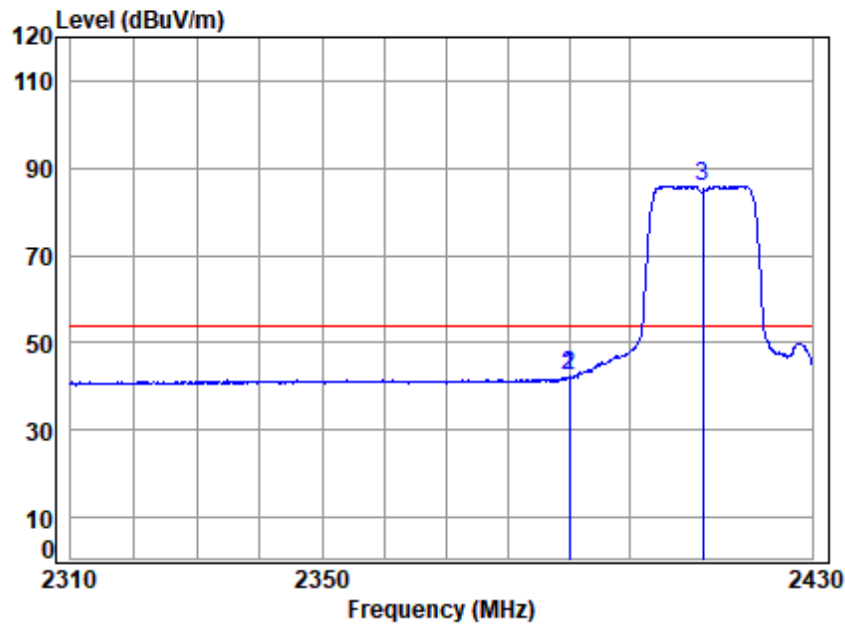


Site : chamber
Condition: 3m HORIZONTAL
Job No : 03564AT
Mode : 2412 Band edge
Note : 2.4G WIFI 11G

| | | Cable | Ant | Preamp | Read | | Limit | Over | |
|-----|----------|-------|--------|--------|-------|--------|--------|--------|--------|
| | Freq | Loss | Factor | Factor | Level | Level | Line | Limit | Remark |
| | MHz | dB | dB/m | dB | dBuV | dBuV/m | dBuV/m | dB | |
| 1 | 2389.847 | 5.08 | 29.10 | 37.44 | 57.50 | 54.24 | 74.00 | -19.76 | peak |
| 2 | 2390.000 | 5.08 | 29.10 | 37.44 | 56.22 | 52.96 | 74.00 | -21.04 | peak |
| 3 q | 2412.000 | 5.10 | 29.05 | 37.38 | 98.80 | 95.57 | 74.00 | 21.57 | peak |



Test Mode: 01; Polarity: Horizontal; Modulation:802.11g; Bandwidth:20MHz; Channel:Low

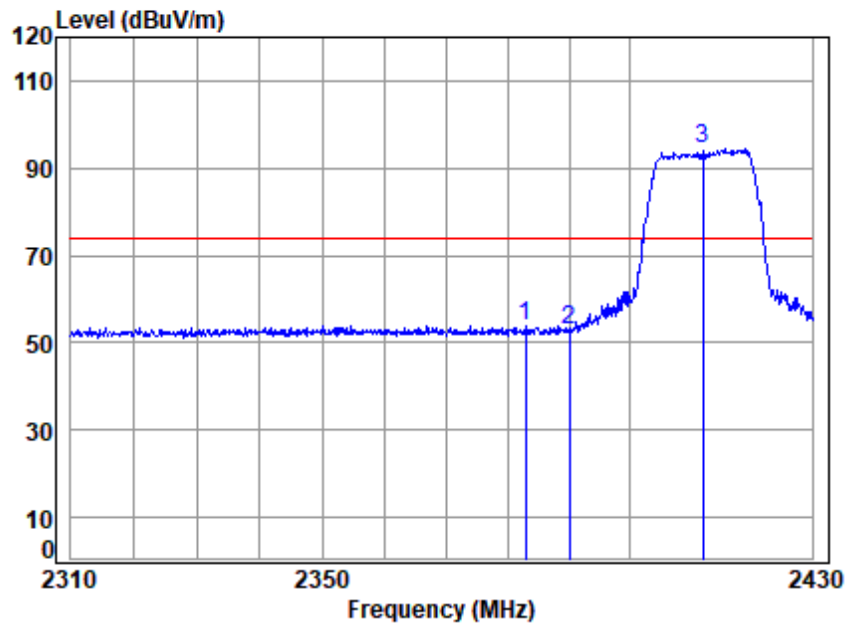


Site : chamber
Condition: 3m HORIZONTAL
Job No : 03564AT
Mode : 2412 Band edge
Note : 2.4G WIFI 11G

| | Freq | Cable Loss | Ant Factor | Preamp Factor | Read Level | Level | Limit Line | Over Limit | Remark |
|-----|----------|------------|------------|---------------|------------|--------|------------|------------|---------|
| | MHz | dB | dB/m | dB | dBuV | dBuV/m | dBuV/m | dB | |
| 1 | 2389.968 | 5.08 | 29.10 | 37.44 | 45.50 | 42.24 | 54.00 | -11.76 | Average |
| 2 | 2390.000 | 5.08 | 29.10 | 37.44 | 45.50 | 42.24 | 54.00 | -11.76 | Average |
| 3 q | 2412.000 | 5.10 | 29.05 | 37.38 | 89.11 | 85.88 | 54.00 | 31.88 | Average |



Test Mode: 01; Polarity: Vertical; Modulation:802.11g; Bandwidth:20MHz; Channel:Low



Site : chamber

Condition: 3m VERTICAL

Job No : 03564AT

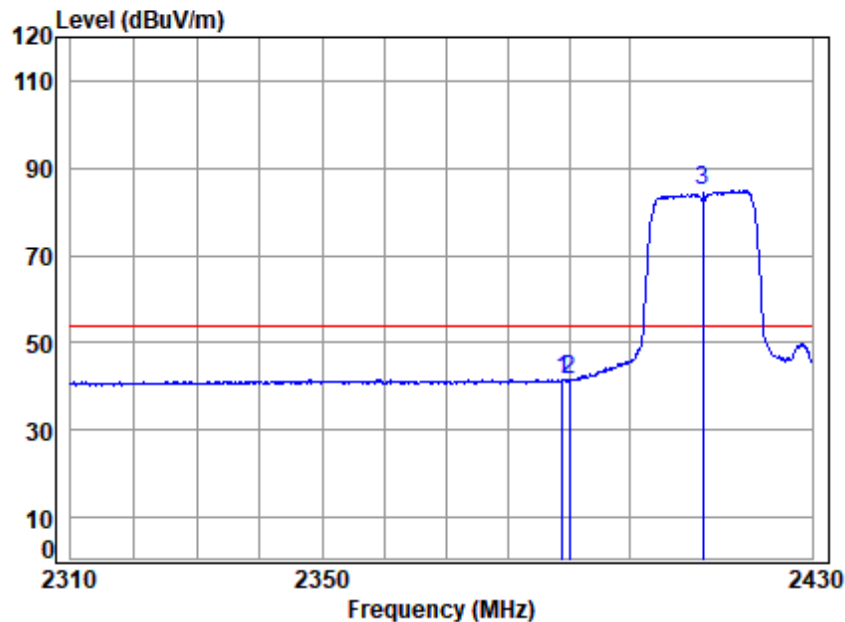
Mode : 2412 Band edge

Note : 2.4G WIFI 11G

| | | Cable | Ant | Preamp | Read | | Limit | Over | |
|-----|----------|-------|--------|--------|-------|--------|--------|--------|--------|
| | Freq | Loss | Factor | Factor | Level | Level | Line | Limit | Remark |
| | MHz | dB | dB/m | dB | dBuV | dBuV/m | dBuV/m | dB | |
| 1 | 2382.838 | 5.07 | 29.10 | 37.45 | 57.15 | 53.87 | 74.00 | -20.13 | Peak |
| 2 | 2390.000 | 5.08 | 29.10 | 37.44 | 56.26 | 53.00 | 74.00 | -21.00 | Peak |
| 3 q | 2412.000 | 5.10 | 29.05 | 37.38 | 97.62 | 94.39 | 74.00 | 20.39 | Peak |



Test Mode: 01; Polarity: Vertical; Modulation:802.11g; Bandwidth:20MHz; Channel:Low



Site : chamber

Condition: 3m VERTICAL

Job No : 03564AT

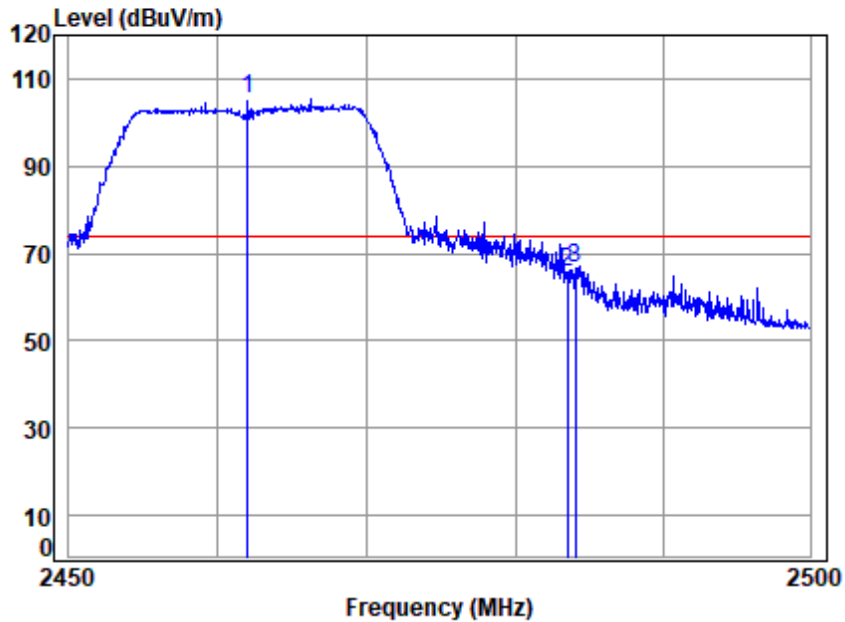
Mode : 2412 Band edge

Note : 2.4G WIFI 11G

| | | Cable | Ant | Preamp | Read | Limit | Over | |
|-----|----------|-------|--------|--------|-------|--------|--------|----------------|
| | Freq | Loss | Factor | Factor | Level | Level | Line | Limit Remark |
| | MHz | dB | dB/m | dB | dBuV | dBuV/m | dBuV/m | dB |
| 1 | 2388.879 | 5.07 | 29.10 | 37.44 | 44.85 | 41.58 | 54.00 | -12.42 Average |
| 2 | 2390.000 | 5.08 | 29.10 | 37.44 | 44.64 | 41.38 | 54.00 | -12.62 Average |
| 3 q | 2412.000 | 5.10 | 29.05 | 37.38 | 88.21 | 84.98 | 54.00 | 30.98 Average |



Test Mode: 01; Polarity: Horizontal; Modulation:802.11g; Bandwidth:20MHz; Channel:High

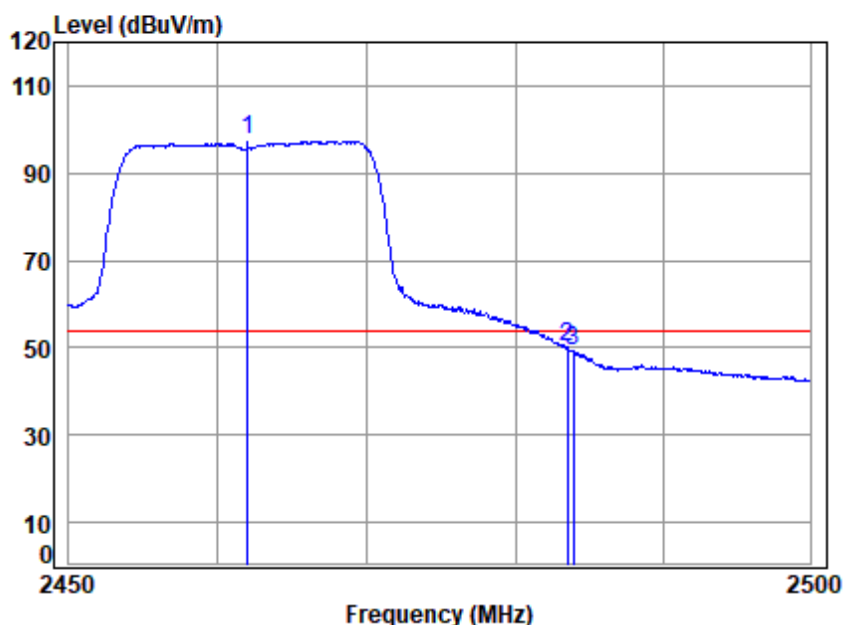


Site : chamber
Condition: 3m HORIZONTAL
Job No : 03564AT
Mode : 2462 Band edge
Note : 2.4G WIFI 11G

| | | Cable | Ant | Preamp | Read | Limit | Over | |
|-----|----------|-------|--------|--------|--------|--------|--------|--------------|
| | Freq | Loss | Factor | Factor | Level | Level | Line | Limit Remark |
| | MHz | dB | dB/m | dB | dBuV | dBuV/m | dBuV/m | dB |
| 1 q | 2462.000 | 5.14 | 28.90 | 37.27 | 108.63 | 105.40 | 74.00 | 31.40 peak |
| 2 | 2483.500 | 5.16 | 28.90 | 37.22 | 68.74 | 65.58 | 74.00 | -8.42 peak |
| 3 | 2484.041 | 5.16 | 28.90 | 37.22 | 69.71 | 66.55 | 74.00 | -7.45 peak |



Test Mode: 01; Polarity: Horizontal; Modulation:802.11g; Bandwidth:20MHz; Channel:High

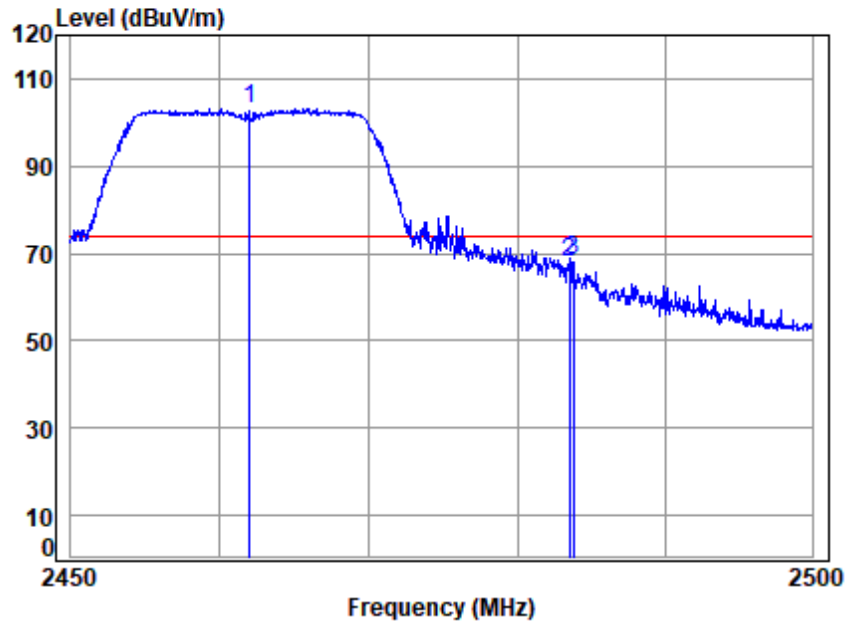


Site : chamber
Condition: 3m HORIZONTAL
Job No : 03564AT
Mode : 2462 Band edge
Note : 2.4G WIFI 11G

| | | Cable | Ant | Preamp | Read | Limit | Over | |
|-----|----------|-------|--------|--------|--------|--------|--------|---------------|
| | Freq | Loss | Factor | Factor | Level | Level | Limit | Remark |
| | MHz | dB | dB/m | dB | dBuV | dBuV/m | dBuV/m | dB |
| 1 q | 2462.000 | 5.14 | 28.90 | 37.27 | 100.71 | 97.48 | 54.00 | 43.48 Average |
| 2 | 2483.500 | 5.16 | 28.90 | 37.22 | 53.48 | 50.32 | 54.00 | -3.68 Average |
| 3 | 2483.940 | 5.16 | 28.90 | 37.22 | 52.62 | 49.46 | 54.00 | -4.54 Average |



Test Mode: 01; Polarity: Vertical; Modulation:802.11g; Bandwidth:20MHz; Channel:High



Site : chamber

Condition: 3m VERTICAL

Job No : 03564AT

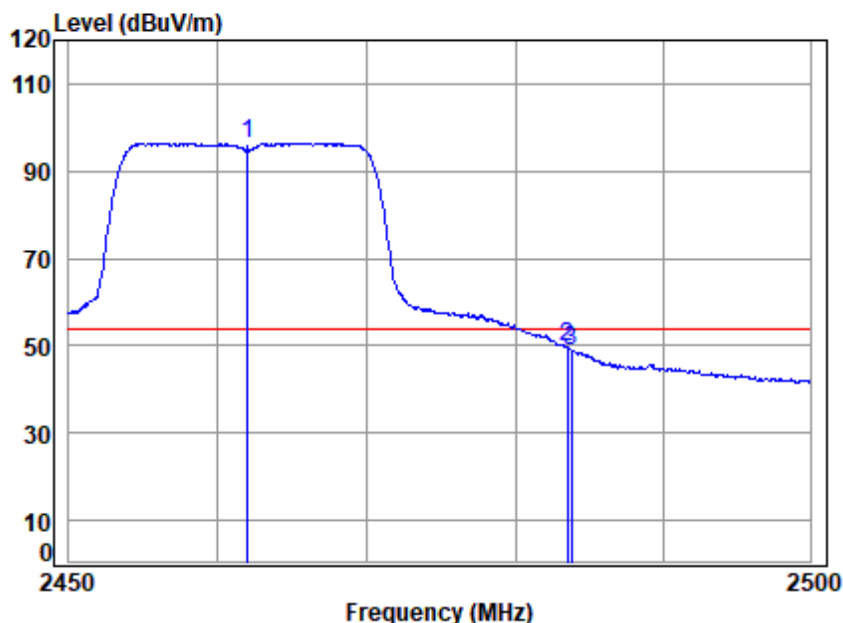
Mode : 2462 Band edge

Note : 2.4G WIFI 11G

| | | Cable | Ant | Preamp | Read | Limit | Over | |
|-----|----------|-------|--------|--------|--------|--------|--------|--------------|
| | Freq | Loss | Factor | Factor | Level | Level | Line | Limit Remark |
| | MHz | dB | dB/m | dB | dBuV | dBuV/m | dBuV/m | dB |
| 1 q | 2462.000 | 5.14 | 28.90 | 37.27 | 106.54 | 103.31 | 74.00 | 29.31 Peak |
| 2 | 2483.500 | 5.16 | 28.90 | 37.22 | 71.25 | 68.09 | 74.00 | -5.91 Peak |
| 3 | 2483.790 | 5.16 | 28.90 | 37.22 | 71.70 | 68.54 | 74.00 | -5.46 Peak |



Test Mode: 01; Polarity: Vertical; Modulation:802.11g; Bandwidth:20MHz; Channel:High



Site : chamber

Condition: 3m VERTICAL

Job No : 03564AT

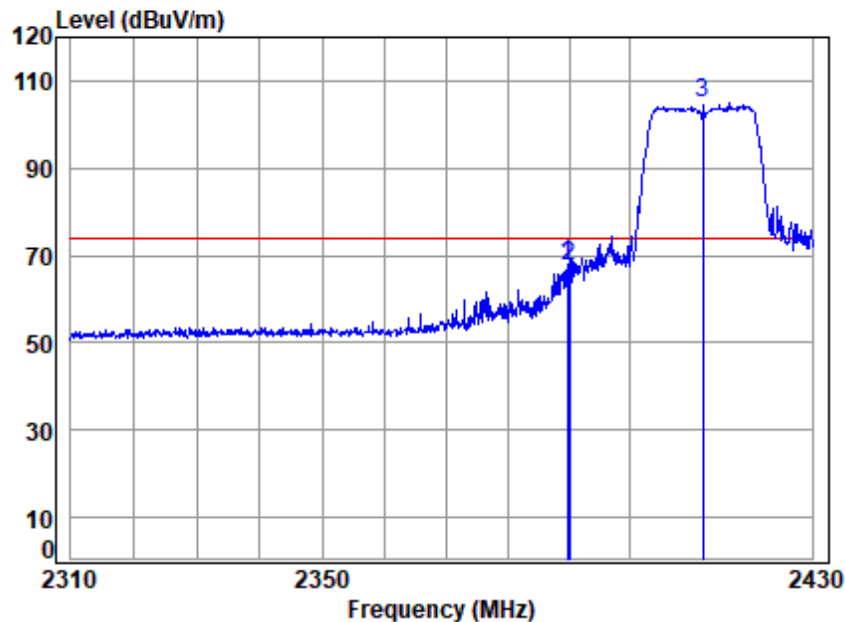
Mode : 2462 Band edge

Note : 2.4G WIFI 11G

| | | Cable | Ant | Preamp | Read | Limit | Over | |
|-----|----------|-------|--------|--------|-------|--------|--------|---------------|
| | Freq | Loss | Factor | Factor | Level | Level | Line | Limit Remark |
| | MHz | dB | dB/m | dB | dBuV | dBuV/m | dBuV/m | dB |
| 1 q | 2462.000 | 5.14 | 28.90 | 37.27 | 99.70 | 96.47 | 54.00 | 42.47 Average |
| 2 | 2483.500 | 5.16 | 28.90 | 37.22 | 52.78 | 49.62 | 54.00 | -4.38 Average |
| 3 | 2483.790 | 5.16 | 28.90 | 37.22 | 52.20 | 49.04 | 54.00 | -4.96 Average |



Test Mode: 01; Polarity: Horizontal; Modulation:802.11n; Bandwidth:20MHz; Channel:Low

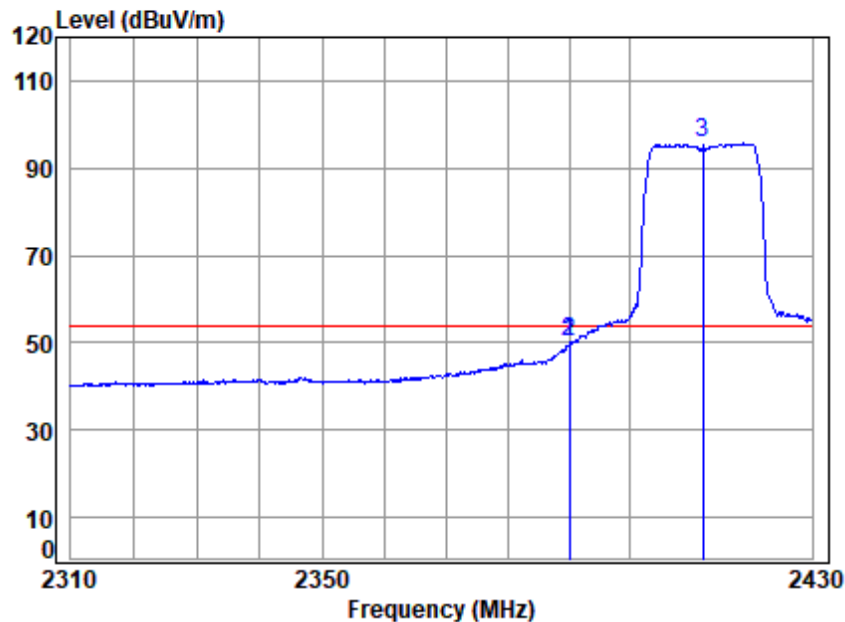


Site : chamber
Condition: 3m HORIZONTAL
Job No : 03564AT
Mode : 2412 Band edge
Note : 2.4G WIFI 11N20

| | | Cable | Ant | Preamp | Read | Limit | Over | |
|-----|----------|-------|--------|--------|--------|--------|--------|------------|
| | Freq | Loss | Factor | Factor | Level | Line | Limit | Remark |
| | MHz | dB | dB/m | dB | dBuV | dBuV/m | dBuV/m | dB |
| 1 | 2389.726 | 5.08 | 29.10 | 37.44 | 71.21 | 67.95 | 74.00 | -6.05 peak |
| 2 | 2390.000 | 5.08 | 29.10 | 37.44 | 70.62 | 67.36 | 74.00 | -6.64 peak |
| 3 q | 2412.000 | 5.10 | 29.05 | 37.38 | 108.29 | 105.06 | 74.00 | 31.06 peak |



Test Mode: 01; Polarity: Horizontal; Modulation:802.11n; Bandwidth:20MHz; Channel:Low

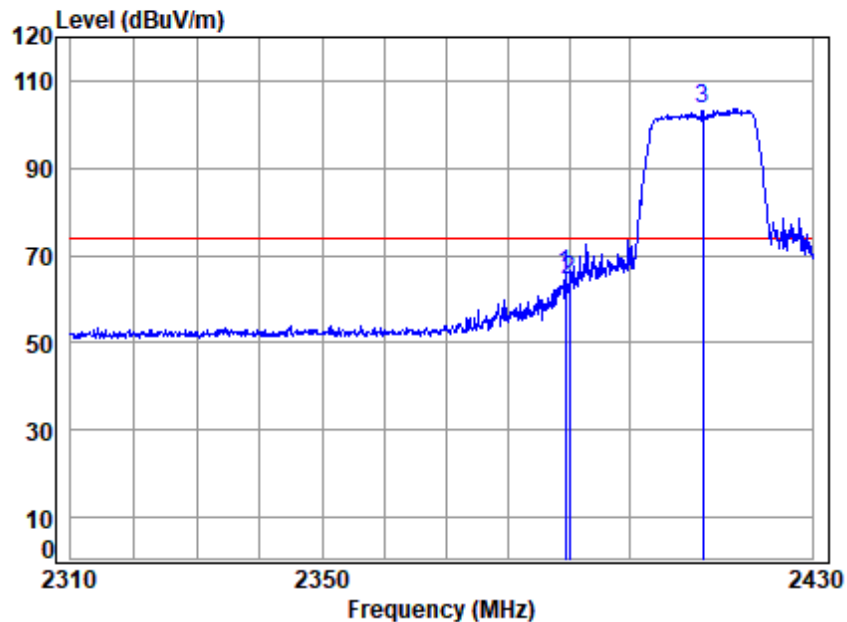


Site : chamber
Condition: 3m HORIZONTAL
Job No : 03564AT
Mode : 2412 Band edge
Note : 2.4G WIFI 11N20

| | Freq | Cable Loss | Ant Factor | Preamp Factor | Read Level | Level | Limit Line | Over Limit | Remark |
|-----|----------|------------|------------|---------------|------------|--------|------------|------------|---------|
| | MHz | dB | dB/m | dB | dBuV | dBuV/m | dBuV/m | dB | |
| 1 | 2389.968 | 5.08 | 29.10 | 37.44 | 53.23 | 49.97 | 54.00 | -4.03 | Average |
| 2 | 2390.000 | 5.08 | 29.10 | 37.44 | 53.23 | 49.97 | 54.00 | -4.03 | Average |
| 3 q | 2412.000 | 5.10 | 29.05 | 37.38 | 99.19 | 95.96 | 54.00 | 41.96 | Average |



Test Mode: 01; Polarity: Vertical; Modulation:802.11n; Bandwidth:20MHz; Channel:Low

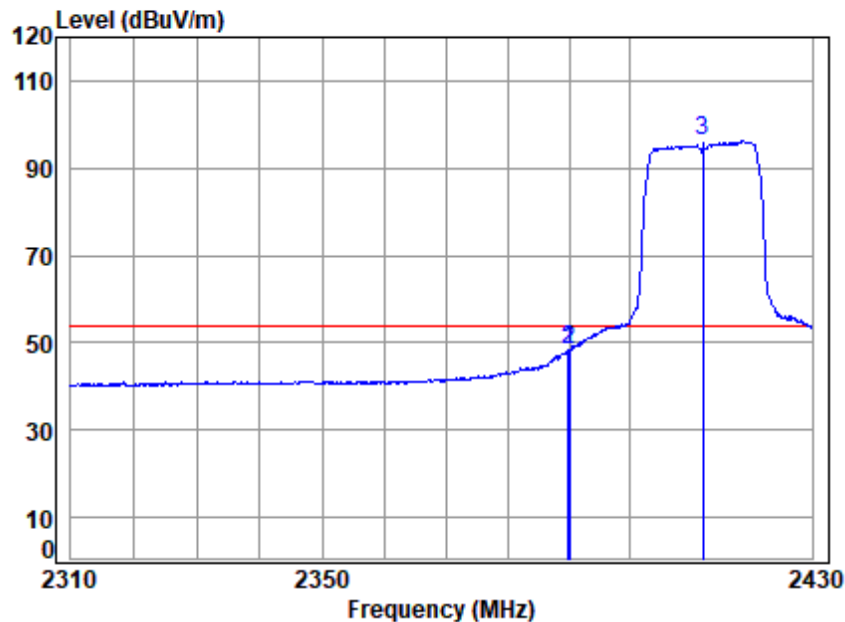


Site : chamber
Condition: 3m VERTICAL
Job No : 03564AT
Mode : 2412 Band edge
Note : 2.4G WIFI 11N20

| | | Cable | Ant | Preamp | Read | Limit | Over | |
|-----|----------|-------|--------|--------|--------|--------|--------|------------|
| | Freq | Loss | Factor | Factor | Level | Line | Limit | Remark |
| | MHz | dB | dB/m | dB | dBuV | dBuV/m | dBuV/m | dB |
| 1 | 2389.363 | 5.07 | 29.10 | 37.44 | 69.03 | 65.76 | 74.00 | -8.24 Peak |
| 2 | 2390.000 | 5.08 | 29.10 | 37.44 | 67.49 | 64.23 | 74.00 | -9.77 Peak |
| 3 q | 2412.000 | 5.10 | 29.05 | 37.38 | 106.93 | 103.70 | 74.00 | 29.70 Peak |



Test Mode: 01; Polarity: Vertical; Modulation:802.11n; Bandwidth:20MHz; Channel:Low

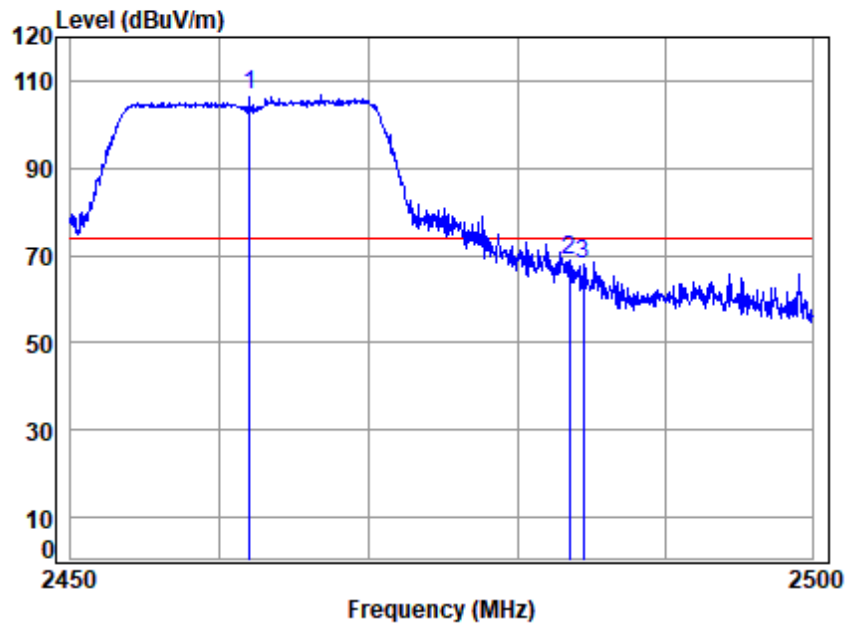


Site : chamber
Condition: 3m VERTICAL
Job No : 03564AT
Mode : 2412 Band edge
Note : 2.4G WIFI 11N20

| | | Cable | Ant | Preamp | Read | Limit | Over | |
|-----|----------|-------|--------|--------|-------|--------|--------|---------------|
| | Freq | Loss | Factor | Factor | Level | Line | Limit | Remark |
| | MHz | dB | dB/m | dB | dBuV | dBuV/m | dBuV/m | dB |
| 1 | 2389.847 | 5.08 | 29.10 | 37.44 | 51.63 | 48.37 | 54.00 | -5.63 Average |
| 2 | 2390.000 | 5.08 | 29.10 | 37.44 | 51.55 | 48.29 | 54.00 | -5.71 Average |
| 3 q | 2412.000 | 5.10 | 29.05 | 37.38 | 99.37 | 96.14 | 54.00 | 42.14 Average |



Test Mode: 01; Polarity: Horizontal; Modulation:802.11n; Bandwidth:20MHz; Channel:High

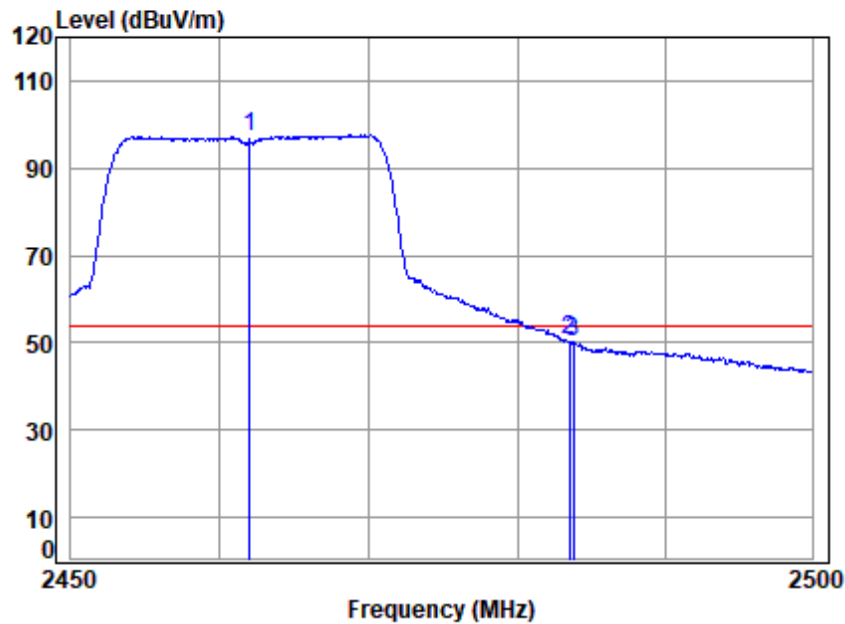


Site : chamber
Condition: 3m HORIZONTAL
Job No : 03564AT
Mode : 2462 Band edge
Note : 2.4G WIFI 11N20

| | | Cable | Ant | Preamp | Read | Limit | Over | |
|-----|----------|-------|--------|--------|--------|--------|--------|--------------|
| | Freq | Loss | Factor | Factor | Level | Level | Line | Limit Remark |
| | MHz | dB | dB/m | dB | dBuV | dBuV/m | dBuV/m | dB |
| 1 q | 2462.000 | 5.14 | 28.90 | 37.27 | 109.89 | 106.66 | 74.00 | 32.66 peak |
| 2 | 2483.500 | 5.16 | 28.90 | 37.22 | 72.25 | 69.09 | 74.00 | -4.91 peak |
| 3 | 2484.442 | 5.16 | 28.90 | 37.21 | 71.01 | 67.86 | 74.00 | -6.14 peak |



Test Mode: 01; Polarity: Horizontal; Modulation:802.11n; Bandwidth:20MHz; Channel:High

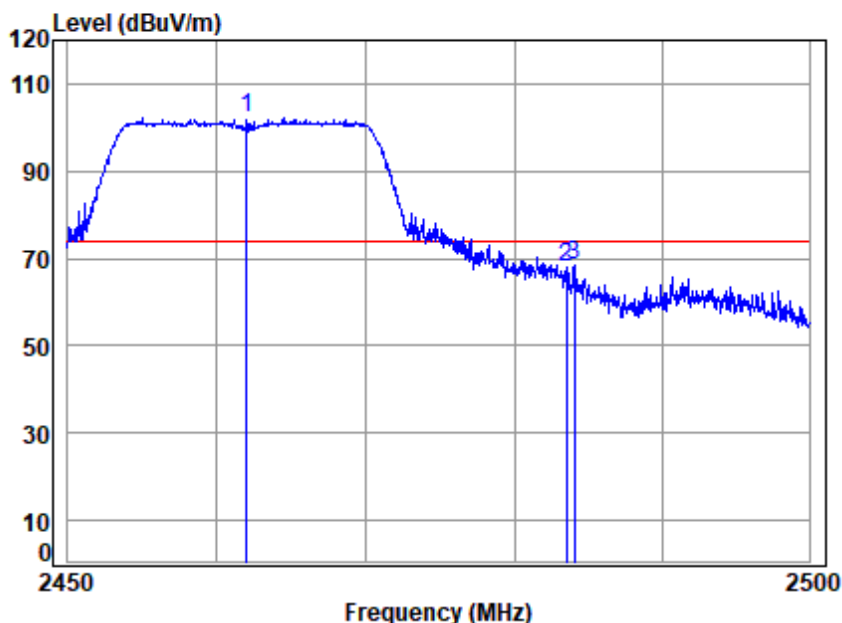


Site : chamber
Condition: 3m HORIZONTAL
Job No : 03564AT
Mode : 2462 Band edge
Note : 2.4G WIFI 11N20

| | | Cable | Ant | Preamp | Read | Limit | Over | |
|-----|----------|-------|--------|--------|--------|--------|--------|---------------|
| | Freq | Loss | Factor | Factor | Level | Level | Line | Limit Remark |
| | MHz | dB | dB/m | dB | dBuV | dBuV/m | dBuV/m | dB |
| 1 q | 2462.000 | 5.14 | 28.90 | 37.27 | 100.64 | 97.41 | 54.00 | 43.41 Average |
| 2 | 2483.500 | 5.16 | 28.90 | 37.22 | 53.70 | 50.54 | 54.00 | -3.46 Average |
| 3 | 2483.790 | 5.16 | 28.90 | 37.22 | 53.58 | 50.42 | 54.00 | -3.58 Average |



Test Mode: 01; Polarity: Vertical; Modulation:802.11n; Bandwidth:20MHz; Channel:High

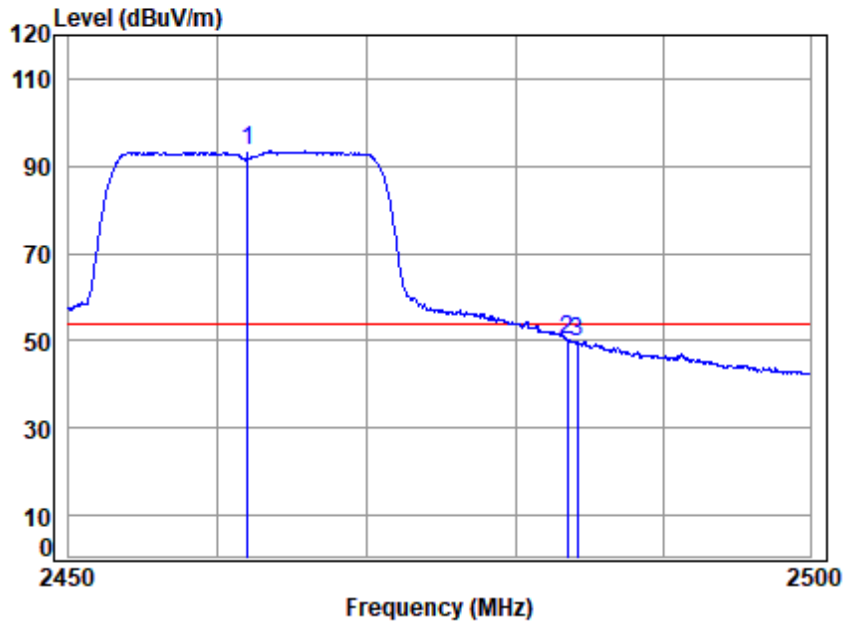


Site : chamber
Condition: 3m VERTICAL
Job No : 03564AT
Mode : 2462 Band edge
Note : 2.4G WIFI 11N20

| | | Cable | Ant | Preamp | Read | Limit | Over | |
|---|------------|-------|--------|--------|--------|--------|--------|--------------|
| | Freq | Loss | Factor | Factor | Level | Level | Line | Limit Remark |
| | MHz | dB | dB/m | dB | dBuV | dBuV/m | dBuV/m | dB |
| 1 | q 2462.000 | 5.14 | 28.90 | 37.27 | 105.65 | 102.42 | 74.00 | 28.42 Peak |
| 2 | 2483.500 | 5.16 | 28.90 | 37.22 | 71.20 | 68.04 | 74.00 | -5.96 Peak |
| 3 | 2484.041 | 5.16 | 28.90 | 37.22 | 71.40 | 68.24 | 74.00 | -5.76 Peak |



Test Mode: 01; Polarity: Vertical; Modulation:802.11n; Bandwidth:20MHz; Channel:High



Site : chamber
Condition: 3m VERTICAL
Job No : 03564AT
Mode : 2462 Band edge
Note : 2.4G WIFI 11N20

| | | Cable | Ant | Preamp | Read | Limit | Over | |
|-----|----------|-------|--------|--------|-------|--------|--------|---------------|
| | Freq | Loss | Factor | Factor | Level | Level | Line | Limit Remark |
| | MHz | dB | dB/m | dB | dBuV | dBuV/m | dBuV/m | dB |
| 1 q | 2462.000 | 5.14 | 28.90 | 37.27 | 96.58 | 93.35 | 54.00 | 39.35 Average |
| 2 | 2483.500 | 5.16 | 28.90 | 37.22 | 53.26 | 50.10 | 54.00 | -3.90 Average |
| 3 | 2484.191 | 5.16 | 28.90 | 37.21 | 52.93 | 49.78 | 54.00 | -4.22 Average |



SGS-CSTC Standards Technical Services Co., Ltd. Shenzhen Branch

SZEMC-TRF-01 Rev. A/1

Report No.: SZCR231100356403

Page: 47 of 112

7.7 Radiated Spurious Emissions Below 1GHz

Test Requirement 47 CFR Part 15, Subpart C 15.205 & 15.209

Test Method: ANSI C63.10 (2013) Section 6.4,6.5

Measurement Distance: 3m

Limit:

| Frequency(MHz) | Field strength(microvolts/meter) | Measurement distance(meters) |
|----------------|----------------------------------|------------------------------|
| 0.009-0.490 | 2400/F(kHz) | 300 |
| 0.490-1.705 | 24000/F(kHz) | 30 |
| 1.705-30.0 | 30 | 30 |
| 30-88 | 100 | 3 |
| 88-216 | 150 | 3 |
| 216-960 | 200 | 3 |
| 960-1000 | 500 | 3 |

7.7.1 E.U.T. Operation

Operating Environment:

Temperature: 23.2 °C

Humidity: 45.8 % RH

Atmospheric Pressure: 1000 mbar

7.7.2 Test Mode Description

| Pre-scan / Final test | Mode Code | Description |
|-----------------------|-----------|--|
| Final test | 01 | TX mode_Keep the EUT in continuously transmitting mode with all modulation types. All data rates for each modulation type have been tested and found the data rate @ 1Mbps is the worst case of IEEE 802.11b; data rate @ 6Mbps is the worst case of IEEE 802.11g; data rate @ 6.5Mbps is the worst case of IEEE 802.11n(HT20). final test modes are considering the modulation and worse data rates. Only the data of worst case is recorded in the report. |



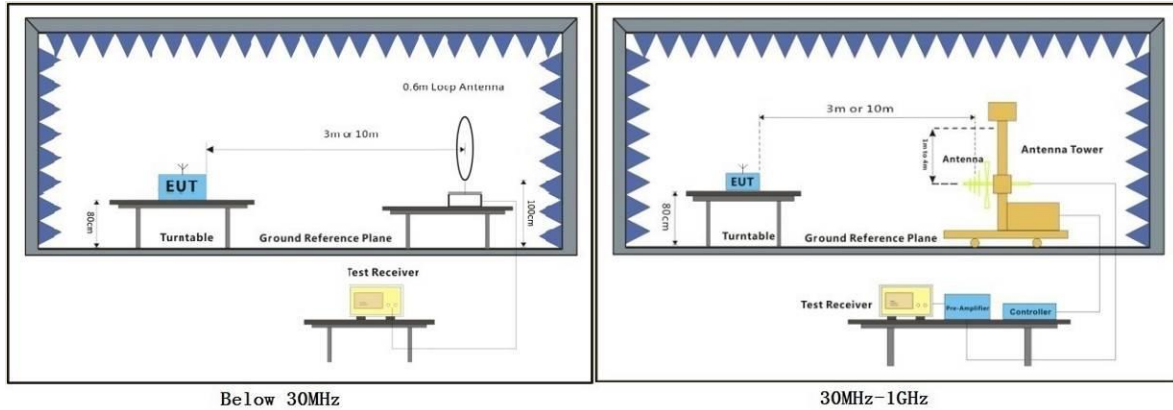
SGS-CSTC Standards Technical Services Co., Ltd.
Shenzhen Branch Testing & Calibration Laboratory

Unless otherwise agreed in writing, this document is issued by the Company subject to its General Conditions of Service printed overleaf, available on request or accessible at <https://www.sgs.com/en/Terms-and-Conditions>. Attention is drawn to the limitation of liability, indemnification and jurisdiction issues defined therein. Any holder of this document is advised that information contained hereon reflects the Company's findings at the time of its intervention only and within the limits of Client's instructions, if any. The Company's sole responsibility is to its Client and this document does not exonerate parties to a transaction from exercising all their rights and obligations under the transaction documents. This document cannot be reproduced except in full, without prior written approval of the Company. Any unauthorized alteration, forgery or falsification of the content or appearance of this document is unlawful and offenders may be prosecuted to the fullest extent of the law. Unless otherwise stated the results shown in this test report refer only to the sample(s) tested and such sample(s) are retained for 30 days only.

Attention: To check the authenticity of testing / inspection report & certificate, please contact us at telephone: (86-755) 8307 1443, or email: CN.Doccheck@sgs.com

No.1 Workshop, M-10, Middle Section, Science & Technology Park, Nanshan District, Shenzhen, Guangdong, China 518057 t (86-755) 26012053 f (86-755) 26710594 www.sgs.com.cn
中国·广东·深圳市南山区科技园中区M-10栋1号厂房 邮编: 518057 t (86-755) 26012053 f (86-755) 26710594 sgs.china@sgs.com

7.7.3 Test Setup Diagram



7.7.4 Measurement Procedure and Data

- a. For below 1GHz, the EUT was placed on the top of a rotating table 0.8 meters above the ground at a 3 or 10 meter semi-anechoic chamber. The table was rotated 360 degrees to determine the position of the highest radiation.
- b. The EUT was set 3 or 10 meters away from the interference-receiving antenna, which was mounted on the top of a variable-height antenna tower.
- c. The antenna height is varied from one meter to four meters above the ground to determine the maximum value of the field strength. Both horizontal and vertical polarizations of the antenna are set to make the measurement.
- d. For each suspected emission, the EUT was arranged to its worst case and then the antenna was tuned to heights from 1 meter to 4 meters (for the test frequency of below 30MHz, the antenna was tuned to heights 1 meter) and the rotatable table was turned from 0 degrees to 360 degrees to find the maximum reading.
- e. The test-receiver system was set to Peak Detect Function and Specified Bandwidth with Maximum Hold Mode.
- f. If the emission level of the EUT in peak mode was 10dB lower than the limit specified, then testing could be stopped and the peak values of the EUT would be reported. Otherwise the emissions that did not have 10dB margin would be re-tested one by one using quasi-peak method as specified and then reported in a data sheet.
- g. Test the EUT in the lowest channel, the middle channel, the Highest channel.
- h. The radiation measurements are performed in X, Y, Z axis positioning for Transmitting mode, and found the X axis positioning which it is the worst case.
- i. Repeat above procedures until all frequencies measured was complete.

Remark:

1) Through pre-scan found the worst case is the lowest channel. Only the worst case is recorded in the report.

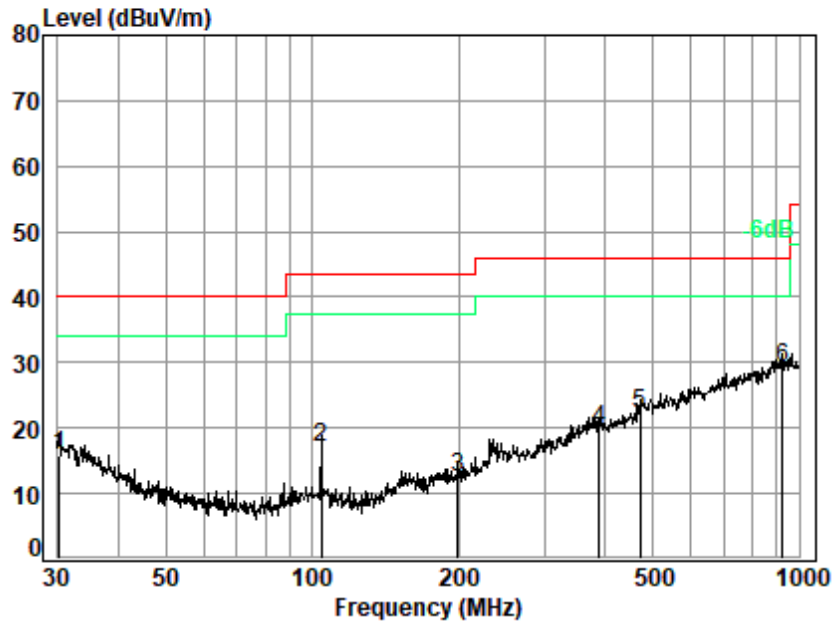
2) The field strength is calculated by adding the Antenna Factor, Cable Factor & Preamplifier. The basic equation with a sample calculation is as follows:

Final Test Level = Receiver Reading + Antenna Factor + Cable Factor - Preamplifier Factor

3) Scan from 9kHz to 1 GHz, the disturbance below 30MHz was very low. The points marked on above plots are the highest emissions could be found when testing, so only above points had been displayed. The amplitude of spurious emissions from the radiator which are attenuated more than 20dB below the limit need not be reported.



Test Mode: 01; Polarity: Horizontal; Modulation:802.11b; Bandwidth:20MHz; Channel:Low

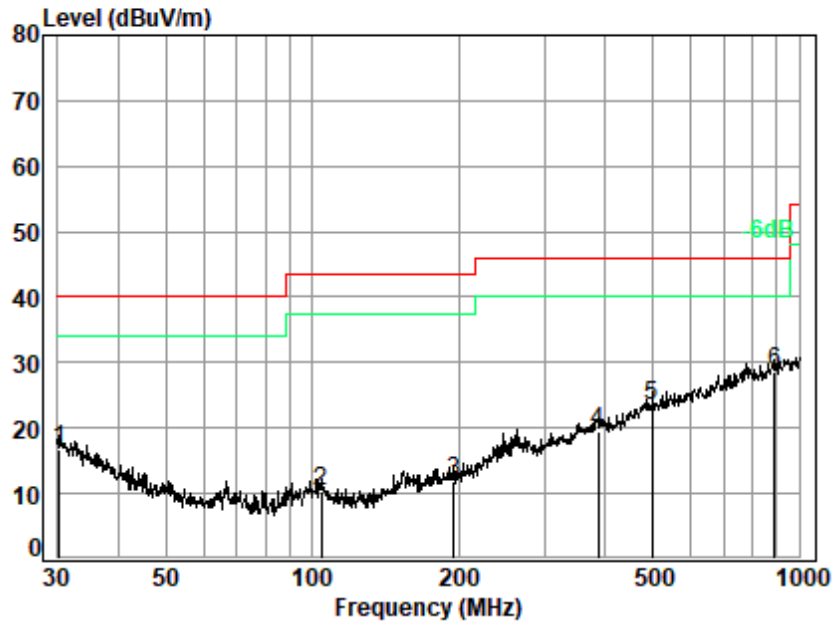


Site : chamber
Condition: 3m HORIZONTAL
Job No. : 03564AT
Test Mode: 01

| | Ant | Cable | Preamp | Read | | Limit | Over | |
|------|---------|-------|--------|-------|--------|--------|-------|-----------|
| Freq | Factor | Loss | Factor | Level | Level | Line | Limit | Remark |
| MHz | dB/m | dB | dB | dBuV | dBuV/m | dBuV/m | dB | |
| 1 | 30.211 | 21.10 | 0.64 | 27.80 | 22.03 | 15.97 | 40.00 | -24.03 QP |
| 2 | 104.170 | 12.23 | 1.21 | 27.59 | 31.06 | 16.91 | 43.50 | -26.59 QP |
| 3 | 199.286 | 14.09 | 1.73 | 27.25 | 23.92 | 12.49 | 43.50 | -31.01 QP |
| 4 | 387.992 | 20.81 | 2.50 | 27.28 | 23.68 | 19.71 | 46.00 | -26.29 QP |
| 5 | 472.176 | 22.37 | 2.80 | 27.66 | 24.81 | 22.32 | 46.00 | -23.68 QP |
| 6 q | 925.756 | 28.13 | 4.16 | 27.01 | 24.01 | 29.29 | 46.00 | -16.71 QP |



Test Mode: 01; Polarity: Vertical; Modulation:802.11b; Bandwidth:20MHz; Channel:Low



Site : chamber
Condition: 3m VERTICAL
Job No. : 03564AT
Test Mode: 01

| | | Ant | Cable | Preamp | Read | Limit | Over | |
|-----|---------|--------|-------|--------|-------|--------|--------|--------------|
| | Freq | Factor | Loss | Factor | Level | Level | Line | Limit Remark |
| | MHz | dB/m | dB | dB | dBuV | dBuV/m | dBuV/m | dB |
| 1 | 30.211 | 21.10 | 0.64 | 27.80 | 22.83 | 16.77 | 40.00 | -23.23 QP |
| 2 | 104.536 | 12.22 | 1.21 | 27.59 | 24.46 | 10.30 | 43.50 | -33.20 QP |
| 3 | 195.137 | 14.14 | 1.70 | 27.27 | 23.28 | 11.85 | 43.50 | -31.65 QP |
| 4 | 386.634 | 20.85 | 2.50 | 27.28 | 23.40 | 19.47 | 46.00 | -26.53 QP |
| 5 | 499.425 | 22.90 | 2.89 | 27.78 | 25.49 | 23.50 | 46.00 | -22.50 QP |
| 6 q | 890.728 | 28.06 | 4.07 | 27.17 | 23.56 | 28.52 | 46.00 | -17.48 QP |



7.8 Radiated Spurious Emissions Above 1GHz

Test Requirement 47 CFR Part 15, Subpart C 15.205 & 15.209

Test Method: ANSI C63.10 (2013) Section 6.6

Measurement Distance: 3m

Limit:

| Frequency(MHz) | Field strength(microvolts/meter) | Measurement distance(meters) |
|----------------|----------------------------------|------------------------------|
| Above 1000 | 500 | 3 |

7.8.1 E.U.T. Operation

Operating Environment:

Temperature: 23.2 °C

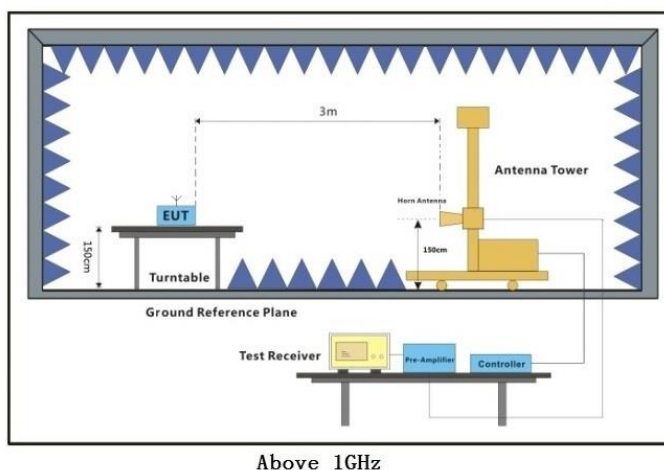
Humidity: 52.6 % RH

Atmospheric Pressure: 1000 mbar

7.8.2 Test Mode Description

| Pre-scan / Final test | Mode Code | Description |
|-----------------------|-----------|--|
| Final test | 01 | TX mode_Keep the EUT in continuously transmitting mode with all modulation types. All data rates for each modulation type have been tested and found the data rate @ 1Mbps is the worst case of IEEE 802.11b; data rate @ 6Mbps is the worst case of IEEE 802.11g; data rate @ 6.5Mbps is the worst case of IEEE 802.11n(HT20). final test modes are considering the modulation and worse data rates. Only the data of worst case is recorded in the report. |

7.8.3 Test Setup Diagram



7.8.4 Measurement Procedure and Data

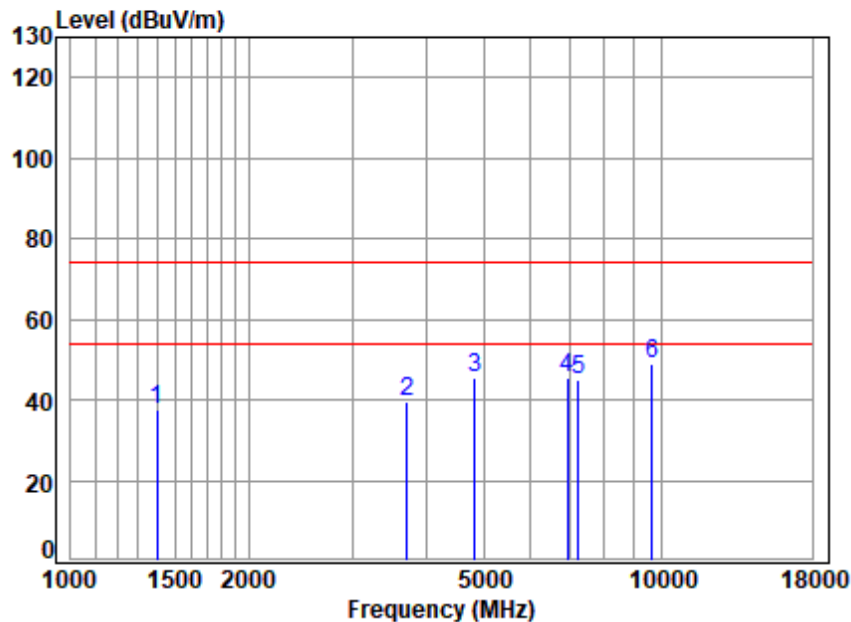
- a. For above 1GHz, the EUT was placed on the top of a rotating table 1.5 meters above the ground at a 3 meter fully-anechoic chamber. The table was rotated 360 degrees to determine the position of the highest radiation.
- b. The EUT was set 3 meters away from the interference-receiving antenna, which was mounted on the top of a variable-height antenna tower.
- c. The antenna height is varied from one meter to four meters above the ground to determine the maximum value of the field strength. Both horizontal and vertical polarizations of the antenna are set to make the measurement.
- d. For each suspected emission, the EUT was arranged to its worst case and then the antenna was tuned to heights from 1 meter to 4 meters (for the test frequency of below 30MHz, the antenna was tuned to heights 1 meter) and the rotatable table was turned from 0 degrees to 360 degrees to find the maximum reading.
- e. The test-receiver system was set to Peak Detect Function and Specified Bandwidth with Maximum Hold Mode.
- f. If the emission level of the EUT in peak mode was 10dB lower than the limit specified, then testing could be stopped and the peak values of the EUT would be reported. Otherwise the emissions that did not have 10dB margin would be re-tested one by one using peak or average method as specified and then reported in a data sheet.
- g. Test the EUT in the lowest channel, the middle channel, the Highest channel.
- h. The radiation measurements are performed in X, Y, Z axis positioning for Transmitting mode, and found the X axis positioning which it is the worst case.
- i. Repeat above procedures until all frequencies measured was complete.

Remark:

1. Level= Read Level+ Cable Loss+ Antenna Factor- Preamp Factor
2. Scan from 1GHz to 25GHz, the disturbance above 18GHz was very low. The points marked on above plots are the highest emissions could be found when testing, so only above points had been displayed. The amplitude of spurious emissions from the radiator which are attenuated more than 20dB below the limit need not be reported.
3. As shown in this section, for frequencies above 1GHz, the field strength limits are based on average limits. However, the peak field strength of any emission shall not exceed the maximum permitted average limits specified above by more than 20 dB under any condition of modulation. For the emissions whose peak level is lower than the average limit, only the peak measurement is shown in the report.
4. For devices with multiple operating modes, measurements on the middle channel is used to determine the worst-case mode(s). Only the worst case mode with the highest output power and the mode with the highest output power spectral density for each modulation family (e.g., OFDM and direct sequence spread spectrum) is recorded in the test report.



Test Mode: 01; Polarity: Horizontal; Modulation:802.11b; Bandwidth:20MHz; Channel:Low

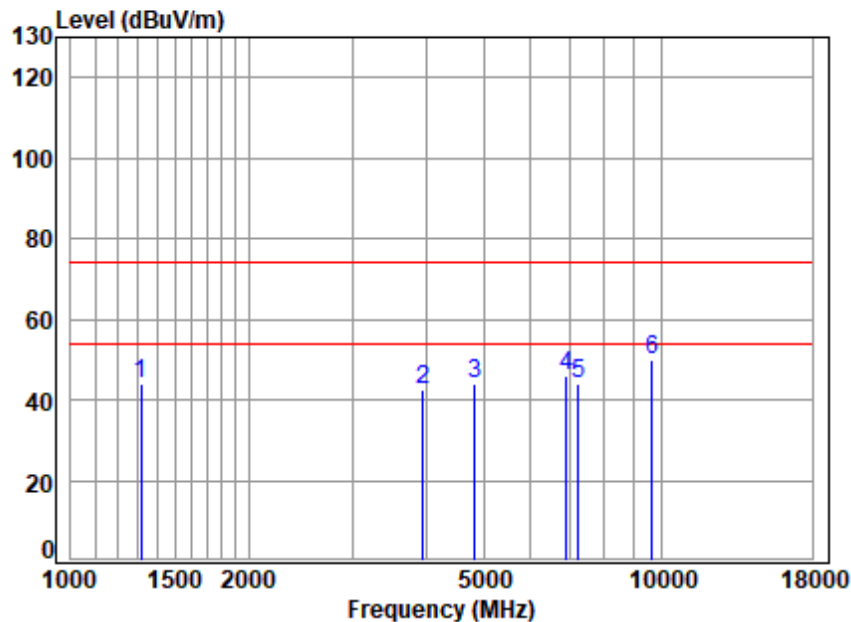


Site : chamber
Condition: 3m HORIZONTAL
Job No : 03564AT
Mode : 2412 TX RSE
Note : 2.4G WIFI 11B

| | Freq | Cable Loss | Ant Factor | Preamp Factor | Read Level | Level | Limit | Over Limit | Remark |
|---|---------|------------|------------|---------------|------------|--------|--------|------------|--------|
| | MHz | dB | dB/m | dB | dBuV | dBuV/m | dBuV/m | dB | |
| 1 | 1402.38 | 3.92 | 24.64 | 38.37 | 47.34 | 37.53 | 74.00 | -36.47 | peak |
| 2 | 3703.72 | 6.46 | 32.99 | 36.11 | 35.96 | 39.30 | 74.00 | -34.70 | peak |
| 3 | 4824.00 | 7.33 | 34.40 | 35.50 | 39.05 | 45.28 | 74.00 | -28.72 | peak |
| 4 | 6934.78 | 8.87 | 35.74 | 35.53 | 36.45 | 45.53 | 74.00 | -28.47 | peak |
| 5 | 7236.00 | 9.21 | 35.70 | 35.82 | 35.96 | 45.05 | 74.00 | -28.95 | peak |
| 6 | 9648.00 | 12.39 | 37.50 | 37.45 | 36.71 | 49.15 | 74.00 | -24.85 | peak |



Test Mode: 01; Polarity: Vertical; Modulation:802.11b; Bandwidth:20MHz; Channel:Low

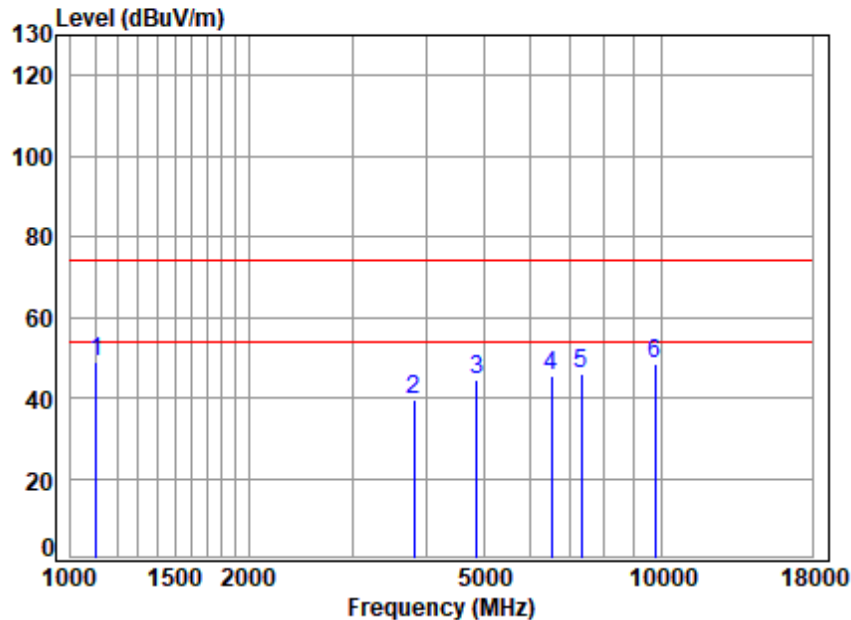


Site : chamber
Condition: 3m VERTICAL
Job No : 03564AT
Mode : 2412 TX RSE
Note : 2.4G WIFI 11B

| | Freq | Cable Loss | Ant Factor | Preamp Factor | Read Level | Level | Limit | Over Limit | Remark |
|---|---------|------------|------------|---------------|------------|--------|--------|------------|--------|
| | MHz | dB | dB/m | dB | dBuV | dBuV/m | dBuV/m | dB | |
| 1 | 1315.99 | 3.78 | 24.70 | 38.36 | 53.72 | 43.84 | 74.00 | -30.16 | peak |
| 2 | 3946.89 | 6.72 | 33.52 | 36.10 | 38.58 | 42.72 | 74.00 | -31.28 | peak |
| 3 | 4824.00 | 7.33 | 34.40 | 35.50 | 37.85 | 44.08 | 74.00 | -29.92 | peak |
| 4 | 6914.76 | 8.86 | 35.66 | 35.52 | 36.83 | 45.83 | 74.00 | -28.17 | peak |
| 5 | 7236.00 | 9.21 | 35.70 | 35.82 | 35.04 | 44.13 | 74.00 | -29.87 | peak |
| 6 | 9648.00 | 12.39 | 37.50 | 37.45 | 37.60 | 50.04 | 74.00 | -23.96 | peak |



Test Mode: 01; Polarity: Horizontal; Modulation:802.11b; Bandwidth:20MHz; Channel:middle

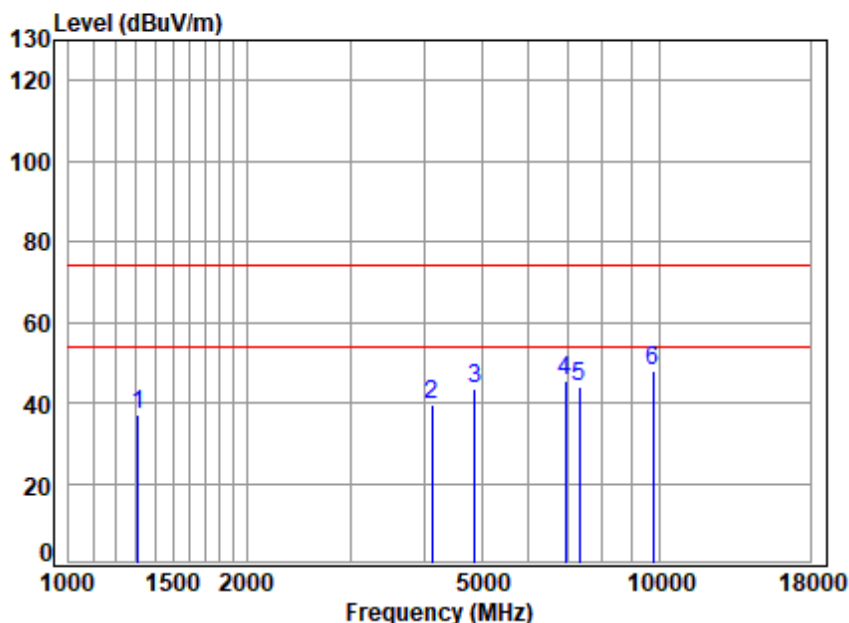


Site : chamber
Condition: 3m HORIZONTAL
Job No : 03564AT
Mode : 2437 TX RSE
Note : 2.4G WIFI 11B

| | | Cable | Ant | Preamp | Read | Limit | Over | |
|---|---------|-------|--------|--------|-------|--------|--------|--------------|
| | Freq | Loss | Factor | Factor | Level | Level | Line | Limit Remark |
| | MHz | dB | dB/m | dB | dBuV | dBuV/m | dBuV/m | dB |
| 1 | 1103.26 | 3.40 | 23.71 | 38.32 | 60.34 | 49.13 | 74.00 | -24.87 peak |
| 2 | 3812.34 | 6.58 | 32.57 | 36.11 | 36.63 | 39.67 | 74.00 | -34.33 peak |
| 3 | 4874.00 | 7.36 | 34.60 | 35.47 | 38.13 | 44.62 | 74.00 | -29.38 peak |
| 4 | 6507.54 | 8.57 | 35.58 | 35.25 | 36.37 | 45.27 | 74.00 | -28.73 peak |
| 5 | 7311.00 | 9.30 | 35.70 | 35.89 | 36.77 | 45.88 | 74.00 | -28.12 peak |
| 6 | 9748.00 | 12.46 | 37.40 | 37.43 | 36.19 | 48.62 | 74.00 | -25.38 peak |



Test Mode: 01; Polarity: Vertical; Modulation:802.11b; Bandwidth:20MHz; Channel:middle

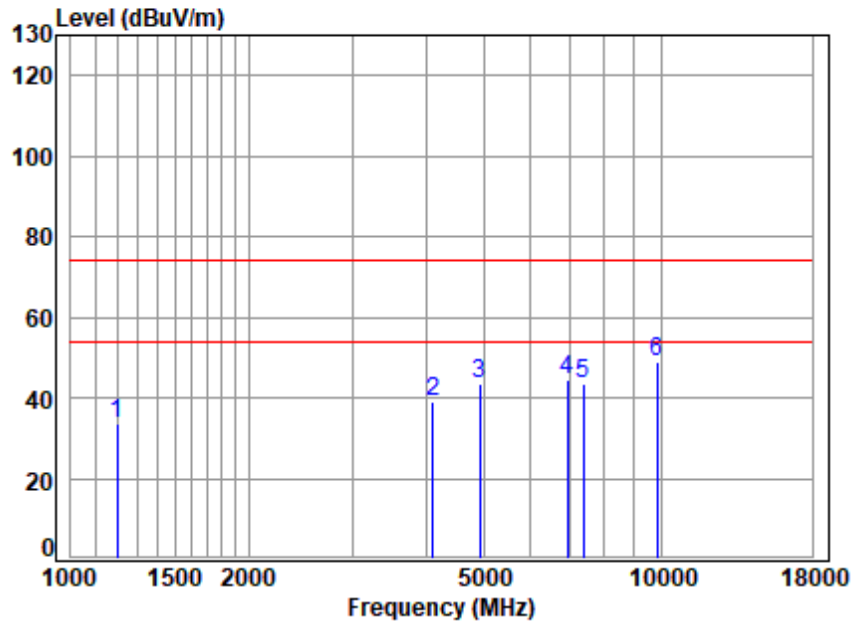


Site : chamber
Condition: 3m VERTICAL
Job No : 03564AT
Mode : 2437 TX RSE
Note : 2.4G WIFI 11B

| | | Cable | Ant | Preamp | Read | Limit | Over | |
|---|---------|-------|--------|--------|-------|--------|--------|--------------|
| | Freq | Loss | Factor | Factor | Level | Level | Line | Limit Remark |
| | MHz | dB | dB/m | dB | dBuV | dBuV/m | dBuV/m | dB |
| 1 | 1312.19 | 3.77 | 24.73 | 38.36 | 47.15 | 37.29 | 74.00 | -36.71 peak |
| 2 | 4121.77 | 6.87 | 33.35 | 36.00 | 35.36 | 39.58 | 74.00 | -34.42 peak |
| 3 | 4874.00 | 7.36 | 34.60 | 35.47 | 37.13 | 43.62 | 74.00 | -30.38 peak |
| 4 | 6934.78 | 8.87 | 35.74 | 35.53 | 36.23 | 45.31 | 74.00 | -28.69 peak |
| 5 | 7311.00 | 9.30 | 35.70 | 35.89 | 35.00 | 44.11 | 74.00 | -29.89 peak |
| 6 | 9748.00 | 12.46 | 37.40 | 37.43 | 35.49 | 47.92 | 74.00 | -26.08 peak |



Test Mode: 01; Polarity: Horizontal; Modulation:802.11b; Bandwidth:20MHz; Channel:High

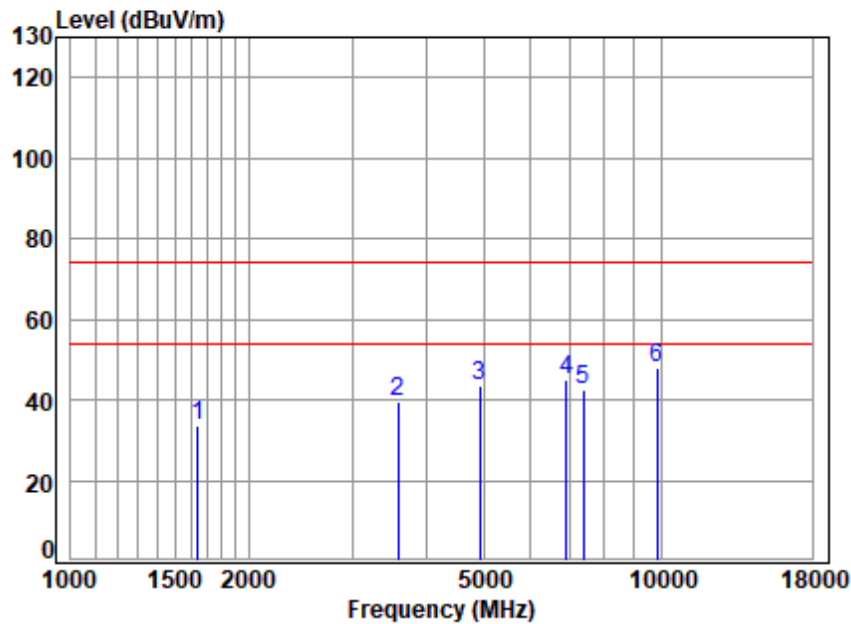


Site : chamber
 Condition: 3m HORIZONTAL
 Job No : 03564AT
 Mode : 2462 TX RSE
 Note : 2.4G WIFI 11B

| | Freq | Cable Loss | Ant Factor | Preamp Factor | Read Level | Level | Limit | Over Limit | Remark |
|---|---------|------------|------------|---------------|------------|--------|--------|------------|--------|
| | MHz | dB | dB/m | dB | dBuV | dBuV/m | dBuV/m | dB | |
| 1 | 1199.73 | 3.58 | 24.40 | 38.34 | 44.16 | 33.80 | 74.00 | -40.20 | peak |
| 2 | 4098.01 | 6.85 | 32.98 | 36.02 | 35.49 | 39.30 | 74.00 | -34.70 | peak |
| 3 | 4924.00 | 7.39 | 34.65 | 35.44 | 37.04 | 43.64 | 74.00 | -30.36 | peak |
| 4 | 6934.78 | 8.87 | 35.74 | 35.53 | 35.26 | 44.34 | 74.00 | -29.66 | peak |
| 5 | 7386.00 | 9.39 | 35.77 | 35.97 | 34.18 | 43.37 | 74.00 | -30.63 | peak |
| 6 | 9848.00 | 12.53 | 37.20 | 37.40 | 36.43 | 48.76 | 74.00 | -25.24 | peak |



Test Mode: 01; Polarity: Vertical; Modulation:802.11b; Bandwidth:20MHz; Channel:High

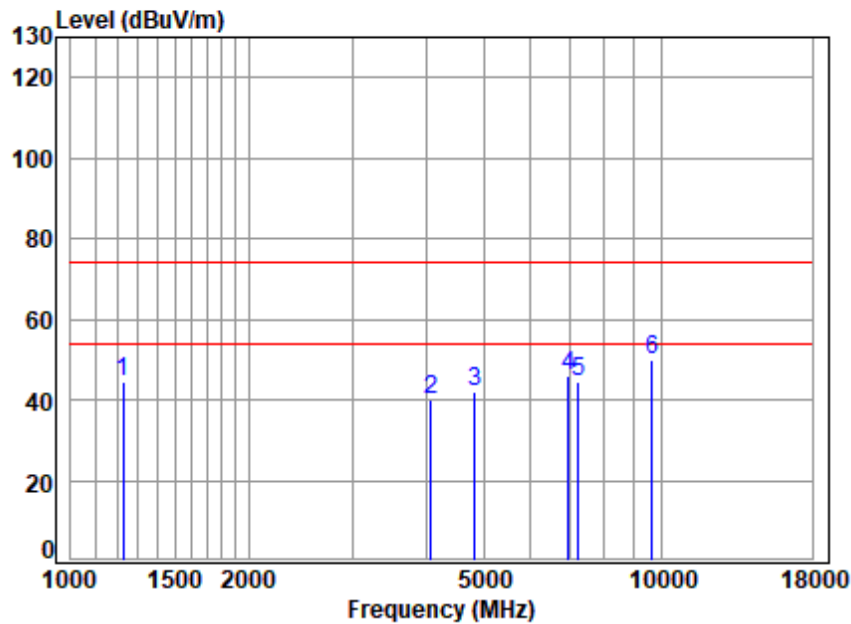


Site : chamber
Condition: 3m VERTICAL
Job No : 03564AT
Mode : 2462 TX RSE
Note : 2.4G WIFI 11B

| | Freq | Cable Loss | Ant Factor | Preamp Factor | Read Level | Level | Limit Line | Over Limit | Remark |
|---|---------|------------|------------|---------------|------------|--------|------------|------------|--------|
| | MHz | dB | dB/m | dB | dBuV | dBuV/m | dBuV/m | dB | |
| 1 | 1644.02 | 4.26 | 26.36 | 38.41 | 41.31 | 33.52 | 74.00 | -40.48 | peak |
| 2 | 3587.82 | 6.33 | 31.98 | 36.12 | 37.58 | 39.77 | 74.00 | -34.23 | peak |
| 3 | 4924.00 | 7.39 | 34.65 | 35.44 | 36.95 | 43.55 | 74.00 | -30.45 | peak |
| 4 | 6914.76 | 8.86 | 35.66 | 35.52 | 36.19 | 45.19 | 74.00 | -28.81 | peak |
| 5 | 7386.00 | 9.39 | 35.77 | 35.97 | 33.56 | 42.75 | 74.00 | -31.25 | peak |
| 6 | 9848.00 | 12.53 | 37.20 | 37.40 | 35.75 | 48.08 | 74.00 | -25.92 | peak |



Test Mode: 01; Polarity: Horizontal; Modulation:802.11g; Bandwidth:20MHz; Channel:Low

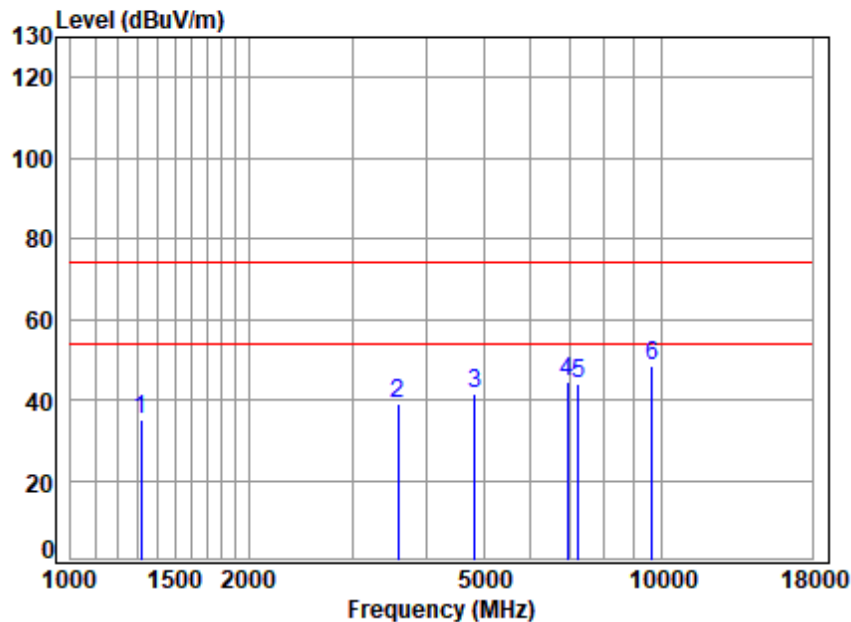


Site : chamber
Condition: 3m HORIZONTAL
Job No : 03564AT
Mode : 2412 TX RSE
Note : 2.4G WIFI 11G

| | Freq | Cable Loss | Ant Factor | Preamp Factor | Read Level | Level | Limit | Over Limit | Remark |
|---|---------|------------|------------|---------------|------------|--------|--------|------------|--------|
| | MHz | dB | dB/m | dB | dBuV | dBuV/m | dBuV/m | dB | |
| 1 | 1227.79 | 3.63 | 24.79 | 38.34 | 54.23 | 44.31 | 74.00 | -29.69 | peak |
| 2 | 4074.39 | 6.83 | 32.74 | 36.04 | 36.35 | 39.88 | 74.00 | -34.12 | peak |
| 3 | 4824.00 | 7.33 | 34.40 | 35.50 | 35.79 | 42.02 | 74.00 | -31.98 | peak |
| 4 | 6954.85 | 8.89 | 35.79 | 35.54 | 36.91 | 46.05 | 74.00 | -27.95 | peak |
| 5 | 7236.00 | 9.21 | 35.70 | 35.82 | 35.52 | 44.61 | 74.00 | -29.39 | peak |
| 6 | 9648.00 | 12.39 | 37.50 | 37.45 | 37.37 | 49.81 | 74.00 | -24.19 | peak |



Test Mode: 01; Polarity: Vertical; Modulation:802.11g; Bandwidth:20MHz; Channel:Low

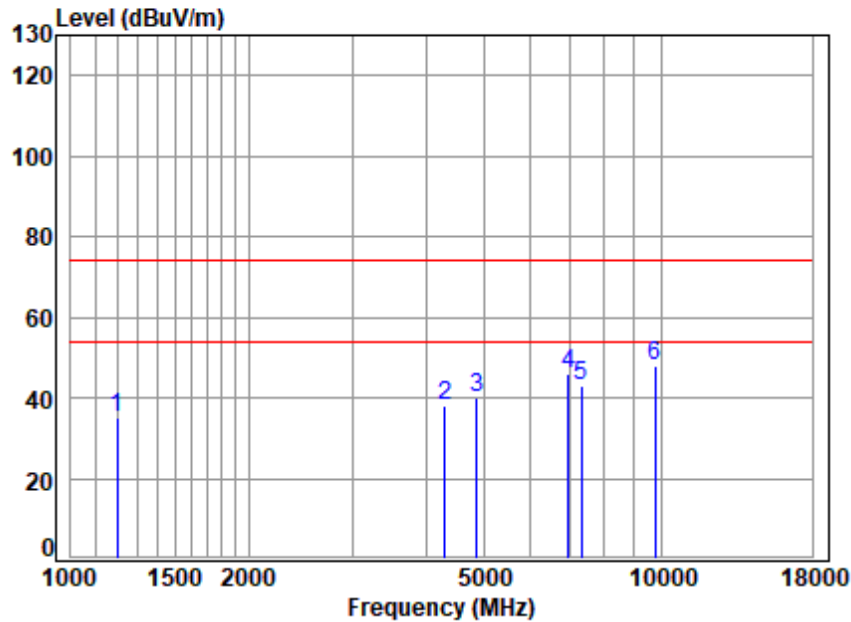


Site : chamber
 Condition: 3m VERTICAL
 Job No : 03564AT
 Mode : 2412 TX RSE
 Note : 2.4G WIFI 11G

| | Freq | Cable Loss | Ant Factor | Preamp Factor | Read Level | Level | Limit | Over Limit | Remark |
|---|---------|------------|------------|---------------|------------|--------|--------|------------|--------|
| | MHz | dB | dB/m | dB | dBuV | dBuV/m | dBuV/m | dB | |
| 1 | 1315.99 | 3.78 | 24.70 | 38.36 | 45.12 | 35.24 | 74.00 | -38.76 | peak |
| 2 | 3577.46 | 6.31 | 31.88 | 36.12 | 37.02 | 39.09 | 74.00 | -34.91 | peak |
| 3 | 4824.00 | 7.33 | 34.40 | 35.50 | 35.37 | 41.60 | 74.00 | -32.40 | peak |
| 4 | 6934.78 | 8.87 | 35.74 | 35.53 | 35.31 | 44.39 | 74.00 | -29.61 | peak |
| 5 | 7236.00 | 9.21 | 35.70 | 35.82 | 34.78 | 43.87 | 74.00 | -30.13 | peak |
| 6 | 9648.00 | 12.39 | 37.50 | 37.45 | 36.21 | 48.65 | 74.00 | -25.35 | peak |



Test Mode: 01; Polarity: Horizontal; Modulation:802.11g; Bandwidth:20MHz; Channel:middle

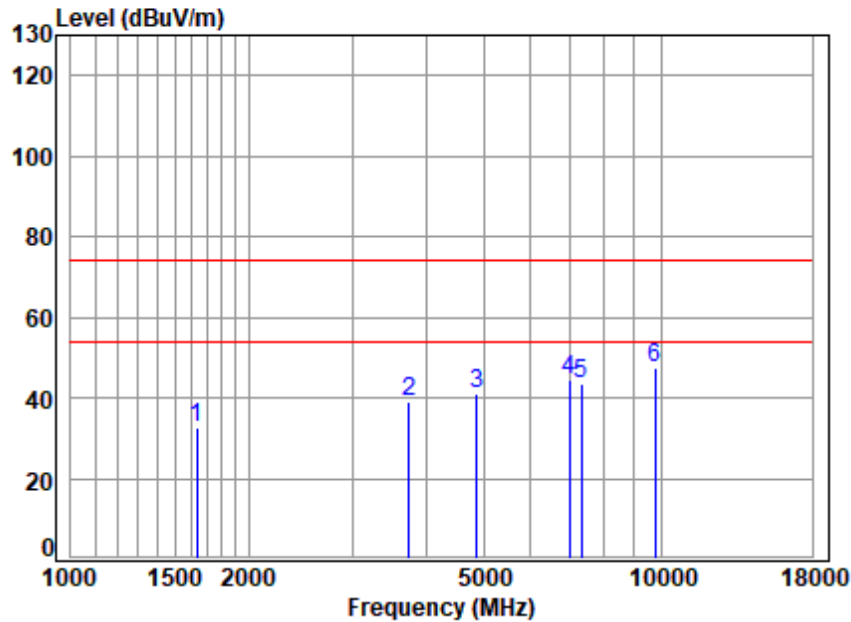


Site : chamber
Condition: 3m HORIZONTAL
Job No : 03564AT
Mode : 2437 TX RSE
Note : 2.4G WIFI 11G

| | Freq | Cable Loss | Ant Factor | Preamp Factor | Read Level | Level | Limit | Over Limit | Remark |
|---|---------|------------|------------|---------------|------------|--------|--------|------------|--------|
| | MHz | dB | dB/m | dB | dBuV | dBuV/m | dBuV/m | dB | |
| 1 | 1199.73 | 3.58 | 24.40 | 38.34 | 45.52 | 35.16 | 74.00 | -38.84 | peak |
| 2 | 4304.40 | 6.99 | 34.04 | 35.87 | 32.80 | 37.96 | 74.00 | -36.04 | peak |
| 3 | 4874.00 | 7.36 | 34.60 | 35.47 | 33.75 | 40.24 | 74.00 | -33.76 | peak |
| 4 | 6954.85 | 8.89 | 35.79 | 35.54 | 36.87 | 46.01 | 74.00 | -27.99 | peak |
| 5 | 7311.00 | 9.30 | 35.70 | 35.89 | 33.74 | 42.85 | 74.00 | -31.15 | peak |
| 6 | 9748.00 | 12.46 | 37.40 | 37.43 | 35.33 | 47.76 | 74.00 | -26.24 | peak |



Test Mode: 01; Polarity: Vertical; Modulation:802.11g; Bandwidth:20MHz; Channel:middle



Site : chamber
Condition: 3m VERTICAL
Job No : 03564AT
Mode : 2437 TX RSE
Note : 2.4G WIFI 11G

| | | Cable | Ant | Preamp | Read | Limit | Over | |
|---|---------|-------|--------|--------|-------|--------|--------|--------------|
| | Freq | Loss | Factor | Factor | Level | Level | Line | Limit Remark |
| | MHz | dB | dB/m | dB | dBuV | dBuV/m | dBuV/m | dB |
| 1 | 1634.54 | 4.25 | 26.45 | 38.41 | 40.52 | 32.81 | 74.00 | -41.19 peak |
| 2 | 3746.79 | 6.51 | 32.91 | 36.11 | 35.70 | 39.01 | 74.00 | -34.99 peak |
| 3 | 4874.00 | 7.36 | 34.60 | 35.47 | 34.51 | 41.00 | 74.00 | -33.00 peak |
| 4 | 6974.98 | 8.90 | 35.75 | 35.55 | 35.21 | 44.31 | 74.00 | -29.69 peak |
| 5 | 7311.00 | 9.30 | 35.70 | 35.89 | 34.26 | 43.37 | 74.00 | -30.63 peak |
| 6 | 9748.00 | 12.46 | 37.40 | 37.43 | 34.94 | 47.37 | 74.00 | -26.63 peak |



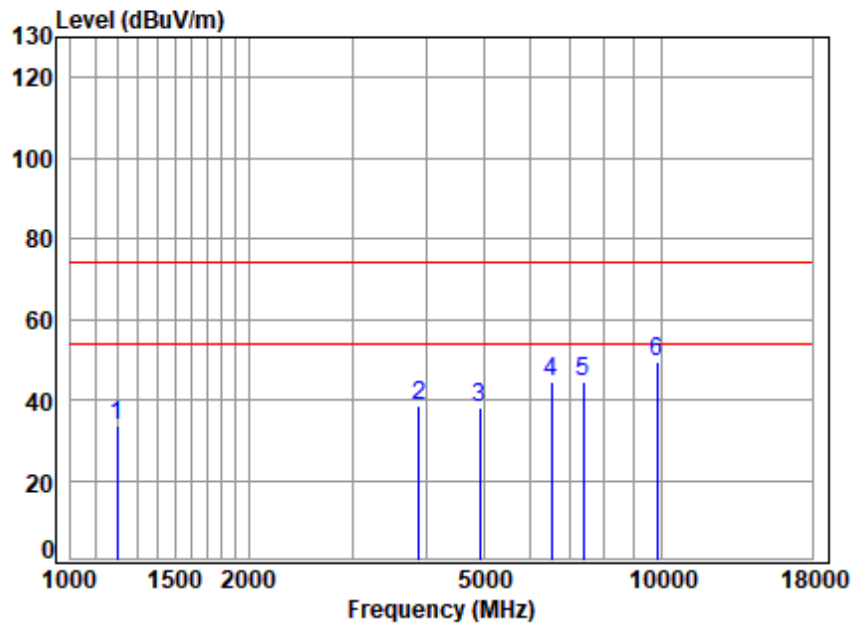
SGS-CSTC Standards Technical Services Co., Ltd. Shenzhen Branch

SZEMC-TRF-01 Rev. A/1

Report No.: SZCR231100356403

Page: 64 of 112

Test Mode: 01; Polarity: Horizontal; Modulation:802.11g; Bandwidth:20MHz; Channel:High



Site : chamber
Condition: 3m HORIZONTAL
Job No : 03564AT
Mode : 2462 TX RSE
Note : 2.4G WIFI 11G

| | Freq | Cable Loss | Ant Factor | Preamp Factor | Read Level | Level | Limit | Over Limit | Remark |
|---|---------|------------|------------|---------------|------------|--------|--------|------------|--------|
| | MHz | dB | dB/m | dB | dBuV | dBuV/m | dBuV/m | dB | |
| 1 | 1199.73 | 3.58 | 24.40 | 38.34 | 43.80 | 33.44 | 74.00 | -40.56 | peak |
| 2 | 3890.26 | 6.66 | 33.66 | 36.10 | 34.54 | 38.76 | 74.00 | -35.24 | peak |
| 3 | 4924.00 | 7.39 | 34.65 | 35.44 | 31.71 | 38.31 | 74.00 | -35.69 | peak |
| 4 | 6507.54 | 8.57 | 35.58 | 35.25 | 35.66 | 44.56 | 74.00 | -29.44 | peak |
| 5 | 7386.00 | 9.39 | 35.77 | 35.97 | 35.39 | 44.58 | 74.00 | -29.42 | peak |
| 6 | 9848.00 | 12.53 | 37.20 | 37.40 | 36.87 | 49.20 | 74.00 | -24.80 | peak |



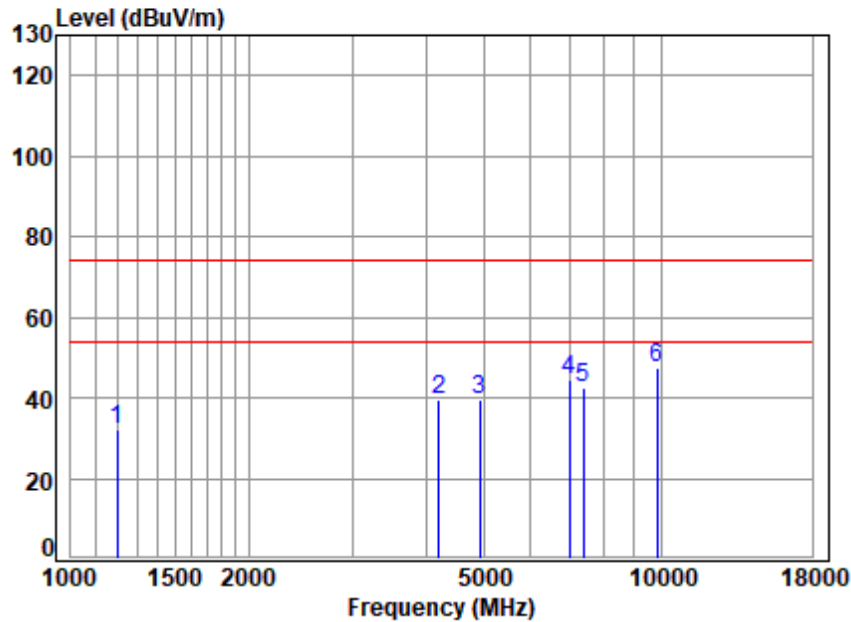
SGS-CSTC Standards Technical Services Co., Ltd.
Shenzhen Branch Inspection & Testing Laboratory

Unless otherwise agreed in writing, this document is issued by the Company subject to its General Conditions of Service printed overleaf, available on request or accessible at <https://www.sgs.com/en/Terms-and-Conditions>. Attention is drawn to the limitation of liability, indemnification and jurisdiction issues defined therein. Any holder of this document is advised that information contained hereon reflects the Company's findings at the time of its intervention only and within the limits of Client's instructions, if any. The Company's sole responsibility is to its Client and this document does not exonerate parties to a transaction from exercising all their rights and obligations under the transaction documents. This document cannot be reproduced except in full, without prior written approval of the Company. Any unauthorized alteration, forgery or falsification of the content or appearance of this document is unlawful and offenders may be prosecuted to the fullest extent of the law. Unless otherwise stated the results shown in this test report refer only to the sample(s) tested and such sample(s) are retained for 30 days only.

Attention: To check the authenticity of testing /inspection report & certificate, please contact us at telephone: (86-755) 8307 1443, or email: CN.Doccheck@sgs.com

No.1 Workshop, M-10, Middle Section, Science & Technology Park, Nanshan District, Shenzhen, Guangdong, China 518057 t (86-755) 26012053 f (86-755) 26710594 www.sgs.com.cn
中国·广东·深圳市南山区科技园中区M-10栋1号厂房 邮编: 518057 t (86-755) 26012053 f (86-755) 26710594 sgs.china@sgs.com

Test Mode: 01; Polarity: Vertical; Modulation:802.11g; Bandwidth:20MHz; Channel:High

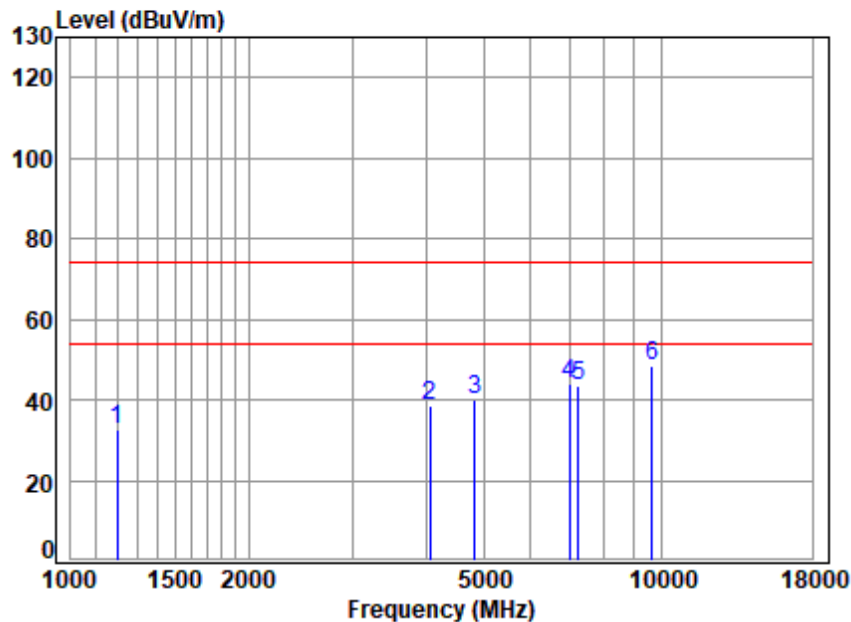


Site : chamber
 Condition: 3m VERTICAL
 Job No : 03564AT
 Mode : 2462 TX RSE
 Note : 2.4G WIFI 11G

| | Freq | Cable Loss | Ant Factor | Preamp Factor | Read Level | Level | Limit | Over Limit | Remark |
|---|---------|------------|------------|---------------|------------|--------|--------|------------|--------|
| | MHz | dB | dB/m | dB | dBuV | dBuV/m | dBuV/m | dB | |
| 1 | 1199.73 | 3.58 | 24.40 | 38.34 | 42.43 | 32.07 | 74.00 | -41.93 | peak |
| 2 | 4206.01 | 6.93 | 33.80 | 35.94 | 34.56 | 39.35 | 74.00 | -34.65 | peak |
| 3 | 4924.00 | 7.39 | 34.65 | 35.44 | 32.79 | 39.39 | 74.00 | -34.61 | peak |
| 4 | 6995.17 | 8.92 | 35.71 | 35.57 | 35.28 | 44.34 | 74.00 | -29.66 | peak |
| 5 | 7386.00 | 9.39 | 35.77 | 35.97 | 33.33 | 42.52 | 74.00 | -31.48 | peak |
| 6 | 9848.00 | 12.53 | 37.20 | 37.40 | 35.33 | 47.66 | 74.00 | -26.34 | peak |



Test Mode: 01; Polarity: Horizontal; Modulation:802.11n; Bandwidth:20MHz; Channel:Low



Site : chamber

Condition: 3m HORIZONTAL

Job No : 03564AT

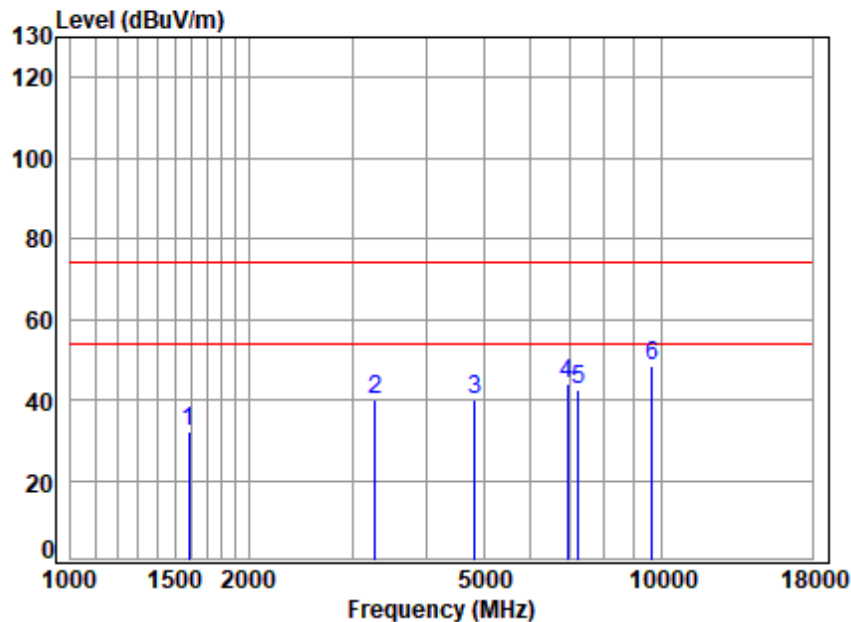
Mode : 2412 TX RSE

Note : 2.4G WIFI 11N20

| | | Cable | Ant | Preamp | Read | Limit | Over | |
|---|---------|-------|--------|--------|-------|--------|--------|--------------|
| | Freq | Loss | Factor | Factor | Level | Level | Line | Limit Remark |
| | MHz | dB | dB/m | dB | dBuV | dBuV/m | dBuV/m | dB |
| 1 | 1199.73 | 3.58 | 24.40 | 38.34 | 43.12 | 32.76 | 74.00 | -41.24 peak |
| 2 | 4050.90 | 6.82 | 32.51 | 36.06 | 35.39 | 38.66 | 74.00 | -35.34 peak |
| 3 | 4824.00 | 7.33 | 34.40 | 35.50 | 33.95 | 40.18 | 74.00 | -33.82 peak |
| 4 | 6974.98 | 8.90 | 35.75 | 35.55 | 35.10 | 44.20 | 74.00 | -29.80 peak |
| 5 | 7236.00 | 9.21 | 35.70 | 35.82 | 34.65 | 43.74 | 74.00 | -30.26 peak |
| 6 | 9648.00 | 12.39 | 37.50 | 37.45 | 35.93 | 48.37 | 74.00 | -25.63 peak |



Test Mode: 01; Polarity: Vertical; Modulation:802.11n; Bandwidth:20MHz; Channel:Low



Site : chamber

Condition: 3m VERTICAL

Job No : 03564AT

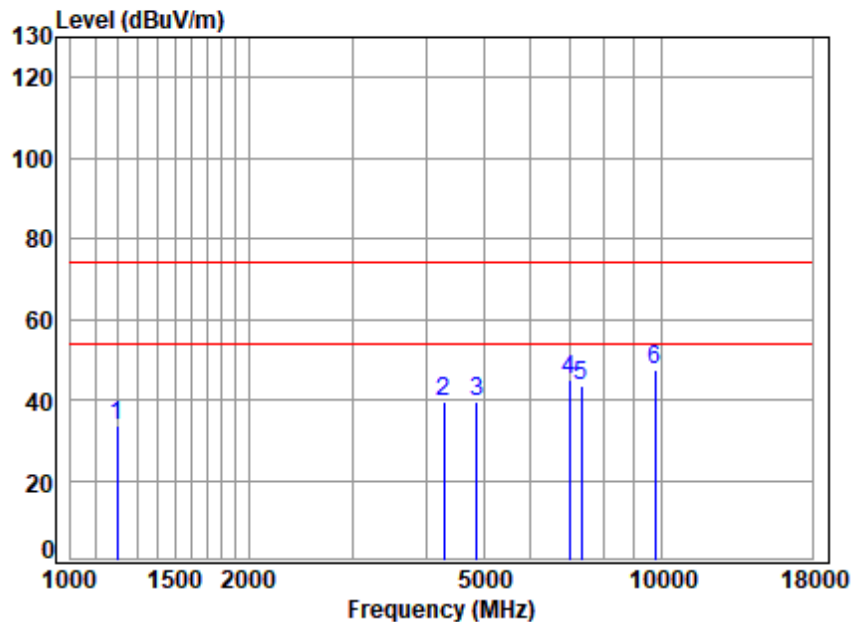
Mode : 2412 TX RSE

Note : 2.4G WIFI 11N20

| | | Cable | Ant | Preamp | Read | Limit | Over | |
|---|---------|-------|--------|--------|-------|--------|--------|--------------|
| | Freq | Loss | Factor | Factor | Level | Level | Line | Limit Remark |
| | MHz | dB | dB/m | dB | dBuV | dBuV/m | dBuV/m | dB |
| 1 | 1587.98 | 4.18 | 26.85 | 38.40 | 39.60 | 32.23 | 74.00 | -41.77 peak |
| 2 | 3280.33 | 5.95 | 31.55 | 36.13 | 38.75 | 40.12 | 74.00 | -33.88 peak |
| 3 | 4824.00 | 7.33 | 34.40 | 35.50 | 33.64 | 39.87 | 74.00 | -34.13 peak |
| 4 | 6934.78 | 8.87 | 35.74 | 35.53 | 34.96 | 44.04 | 74.00 | -29.96 peak |
| 5 | 7236.00 | 9.21 | 35.70 | 35.82 | 33.50 | 42.59 | 74.00 | -31.41 peak |
| 6 | 9648.00 | 12.39 | 37.50 | 37.45 | 36.03 | 48.47 | 74.00 | -25.53 peak |



Test Mode: 01; Polarity: Horizontal; Modulation:802.11n; Bandwidth:20MHz; Channel:middle



Site : chamber

Condition: 3m HORIZONTAL

Job No : 03564AT

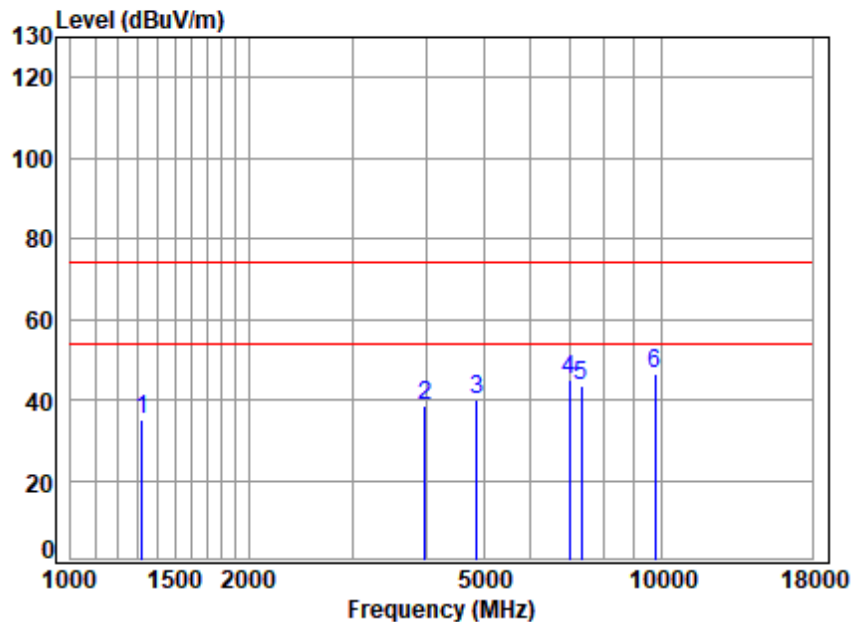
Mode : 2437 TX RSE

Note : 2.4G WIFI 11N20

| | | Cable | Ant | Preamp | Read | Limit | Over | |
|---|---------|-------|--------|--------|-------|--------|--------|--------------|
| | Freq | Loss | Factor | Factor | Level | Level | Line | Limit Remark |
| | MHz | dB | dB/m | dB | dBuV | dBuV/m | dBuV/m | dB |
| 1 | 1199.73 | 3.58 | 24.40 | 38.34 | 44.00 | 33.64 | 74.00 | -40.36 peak |
| 2 | 4279.59 | 6.98 | 33.92 | 35.89 | 34.40 | 39.41 | 74.00 | -34.59 peak |
| 3 | 4874.00 | 7.36 | 34.60 | 35.47 | 33.17 | 39.66 | 74.00 | -34.34 peak |
| 4 | 6974.98 | 8.90 | 35.75 | 35.55 | 35.93 | 45.03 | 74.00 | -28.97 peak |
| 5 | 7311.00 | 9.30 | 35.70 | 35.89 | 34.19 | 43.30 | 74.00 | -30.70 peak |
| 6 | 9748.00 | 12.46 | 37.40 | 37.43 | 34.91 | 47.34 | 74.00 | -26.66 peak |



Test Mode: 01; Polarity: Vertical; Modulation:802.11n; Bandwidth:20MHz; Channel:middle



Site : chamber

Condition: 3m VERTICAL

Job No : 03564AT

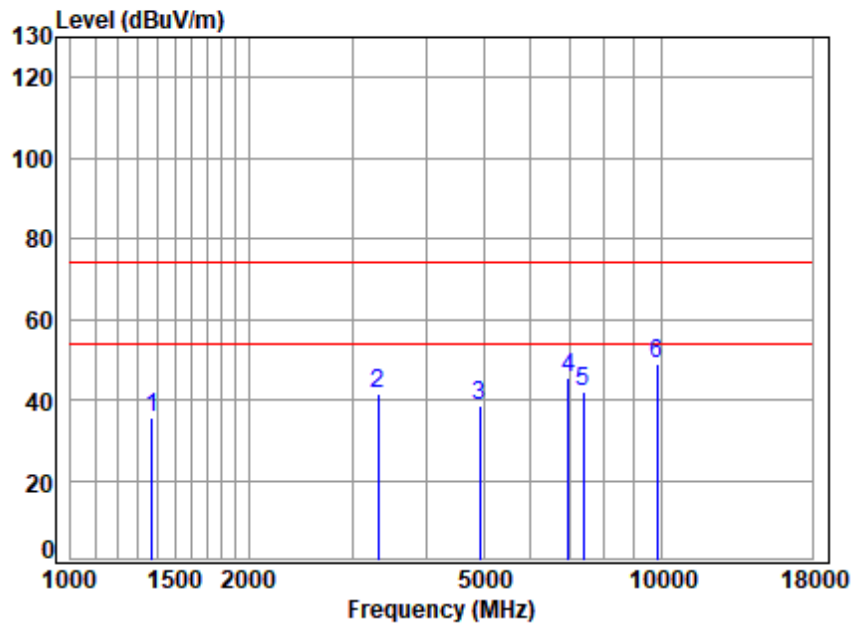
Mode : 2437 TX RSE

Note : 2.4G WIFI 11N20

| | | Cable | Ant | Preamp | Read | Limit | Over | |
|---|---------|-------|--------|--------|-------|--------|--------|--------------|
| | Freq | Loss | Factor | Factor | Level | Level | Line | Limit Remark |
| | MHz | dB | dB/m | dB | dBuV | dBuV/m | dBuV/m | dB |
| 1 | 1319.79 | 3.79 | 24.68 | 38.36 | 44.75 | 34.86 | 74.00 | -39.14 peak |
| 2 | 3981.26 | 6.76 | 33.19 | 36.10 | 34.78 | 38.63 | 74.00 | -35.37 peak |
| 3 | 4874.00 | 7.36 | 34.60 | 35.47 | 33.67 | 40.16 | 74.00 | -33.84 peak |
| 4 | 6974.98 | 8.90 | 35.75 | 35.55 | 36.05 | 45.15 | 74.00 | -28.85 peak |
| 5 | 7311.00 | 9.30 | 35.70 | 35.89 | 34.18 | 43.29 | 74.00 | -30.71 peak |
| 6 | 9748.00 | 12.46 | 37.40 | 37.43 | 34.27 | 46.70 | 74.00 | -27.30 peak |



Test Mode: 01; Polarity: Horizontal; Modulation:802.11n; Bandwidth:20MHz; Channel:High



Site : chamber

Condition: 3m HORIZONTAL

Job No : 03564AT

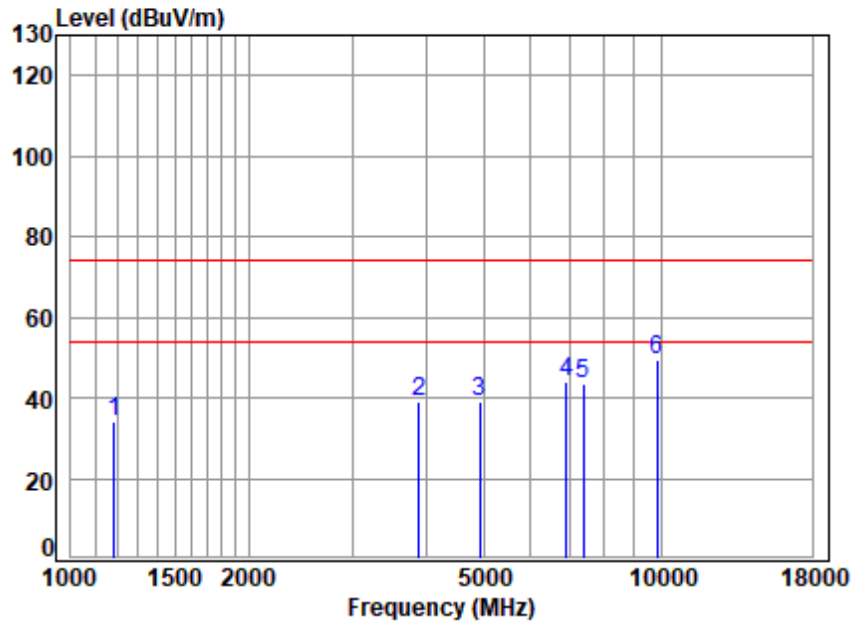
Mode : 2462 TX RSE

Note : 2.4G WIFI 11N20

| | | Cable | Ant | Preamp | Read | Limit | Over | |
|---|---------|-------|--------|--------|-------|--------|--------|--------------|
| | Freq | Loss | Factor | Factor | Level | Level | Line | Limit Remark |
| | MHz | dB | dB/m | dB | dBuV | dBuV/m | dBuV/m | dB |
| 1 | 1370.33 | 3.87 | 24.54 | 38.37 | 45.32 | 35.36 | 74.00 | -38.64 peak |
| 2 | 3318.47 | 6.00 | 31.53 | 36.13 | 40.02 | 41.42 | 74.00 | -32.58 peak |
| 3 | 4924.00 | 7.39 | 34.65 | 35.44 | 32.00 | 38.60 | 74.00 | -35.40 peak |
| 4 | 6954.85 | 8.89 | 35.79 | 35.54 | 36.24 | 45.38 | 74.00 | -28.62 peak |
| 5 | 7386.00 | 9.39 | 35.77 | 35.97 | 32.93 | 42.12 | 74.00 | -31.88 peak |
| 6 | 9848.00 | 12.53 | 37.20 | 37.40 | 36.54 | 48.87 | 74.00 | -25.13 peak |



Test Mode: 01; Polarity: Vertical; Modulation:802.11n; Bandwidth:20MHz; Channel:High



Site : chamber

Condition: 3m VERTICAL

Job No : 03564AT

Mode : 2462 TX RSE

Note : 2.4G WIFI 11N20

| | | Cable | Ant | Preamp | Read | Limit | Over | |
|---|---------|-------|--------|--------|-------|--------|--------|--------------|
| | Freq | Loss | Factor | Factor | Level | Level | Line | Limit Remark |
| | MHz | dB | dB/m | dB | dBuV | dBuV/m | dBuV/m | dB |
| 1 | 1182.51 | 3.55 | 24.23 | 38.34 | 44.80 | 34.24 | 74.00 | -39.76 peak |
| 2 | 3890.26 | 6.66 | 33.66 | 36.10 | 34.91 | 39.13 | 74.00 | -34.87 peak |
| 3 | 4924.00 | 7.39 | 34.65 | 35.44 | 32.21 | 38.81 | 74.00 | -35.19 peak |
| 4 | 6914.76 | 8.86 | 35.66 | 35.52 | 35.20 | 44.20 | 74.00 | -29.80 peak |
| 5 | 7386.00 | 9.39 | 35.77 | 35.97 | 34.27 | 43.46 | 74.00 | -30.54 peak |
| 6 | 9848.00 | 12.53 | 37.20 | 37.40 | 37.18 | 49.51 | 74.00 | -24.49 peak |



8 Test Setup Photo

Refer to Appendix - Test Setup Photo for SZCR2311003564AT

9 EUT Constructional Details (EUT Photos)

Refer to Appendix – External and Internal Photos for SZCR2311003564AT



10 Appendix

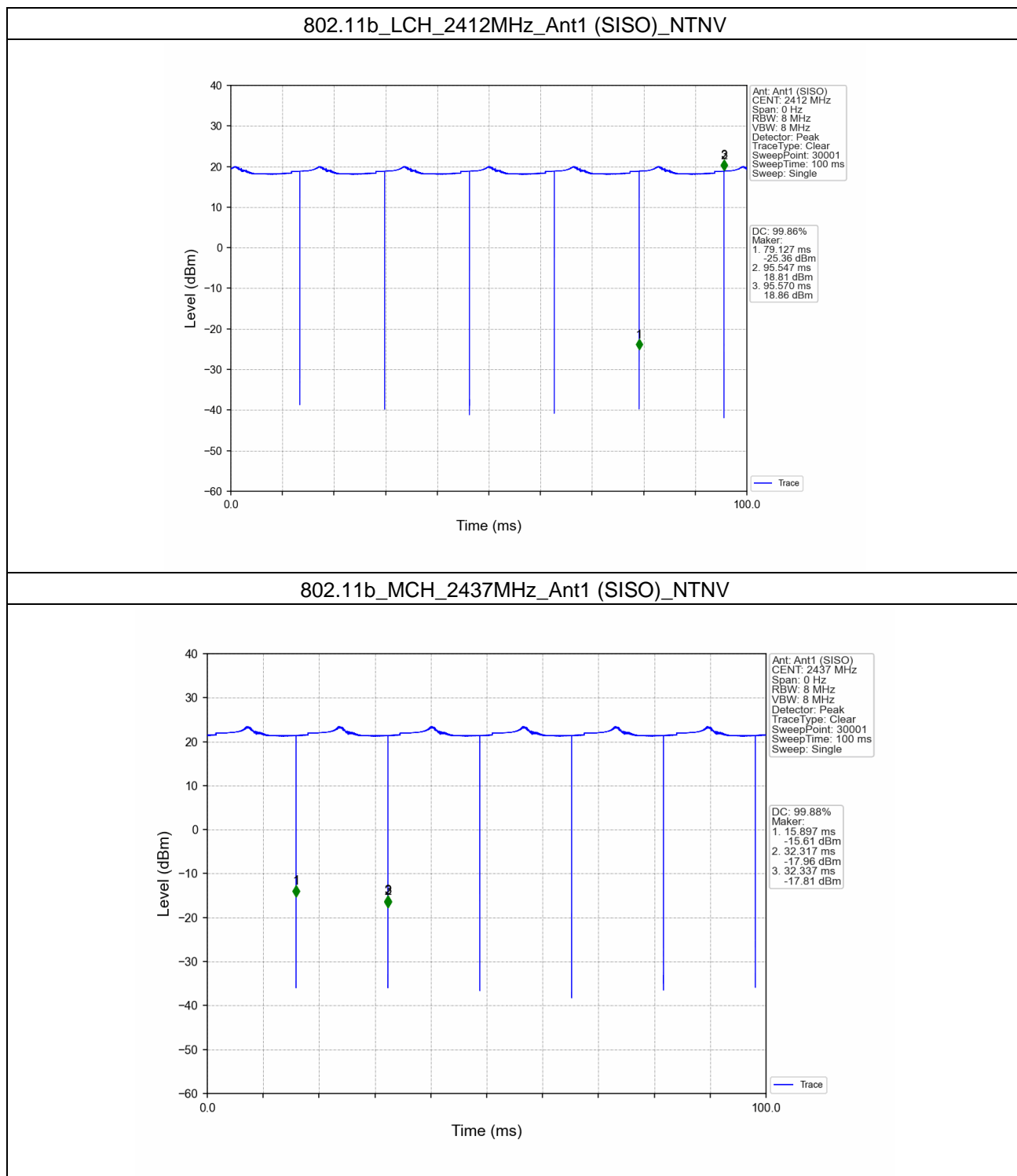
1. Duty Cycle

1.1 Ant1

1.1.1 Test Result

| Ant1 | | | | | | | |
|----------------|---------|-----------------|-----------|-------------|----------------|-----------------------------------|-----------------------|
| Mode | TX Type | Frequency (MHz) | T_on (ms) | Period (ms) | Duty Cycle (%) | Duty Cycle Correction Factor (dB) | Max. DC Variation (%) |
| 802.11b | SISO | 2412 | 16.420 | 16.443 | 99.86 | 0.01 | 0.02 |
| | | 2437 | 16.420 | 16.440 | 99.88 | 0.01 | 0.00 |
| | | 2462 | 16.420 | 16.440 | 99.88 | 0.01 | 0.00 |
| 802.11g | SISO | 2412 | 2.730 | 2.757 | 99.02 | 0.04 | 0.03 |
| | | 2437 | 2.730 | 2.757 | 99.02 | 0.04 | 0.04 |
| | | 2462 | 2.730 | 2.757 | 99.02 | 0.04 | 0.00 |
| 802.11n (HT20) | SISO | 2412 | 2.537 | 2.564 | 98.95 | 0.05 | 0.03 |
| | | 2437 | 2.539 | 2.566 | 98.95 | 0.05 | 0.03 |
| | | 2462 | 2.538 | 2.565 | 98.95 | 0.05 | 0.03 |

1.1.2 Test Graph



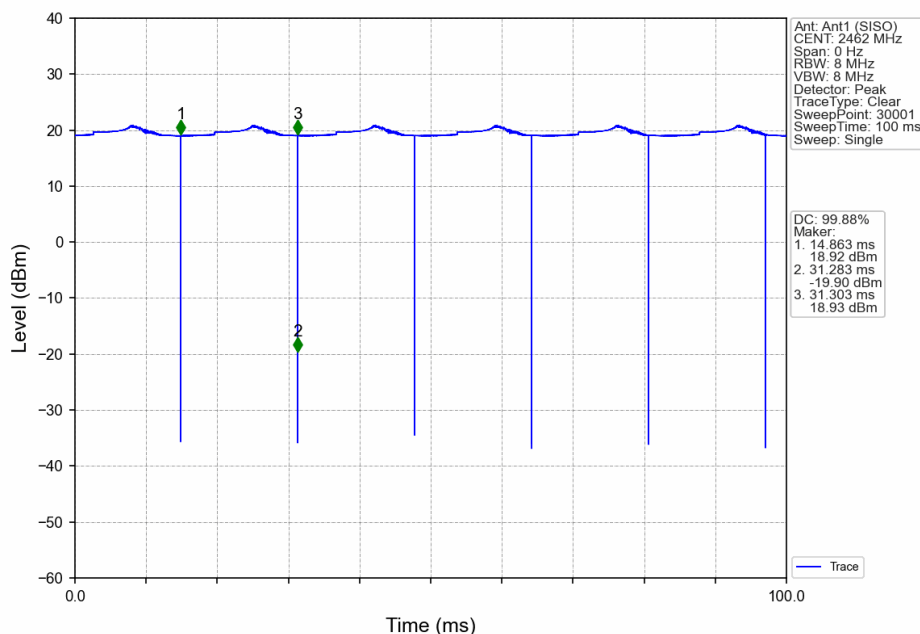
Unless otherwise agreed in writing, this document is issued by the Company subject to its General Conditions of Service printed overleaf, available on request or accessible at <https://www.sgs.com/en/Terms-and-Conditions>. Attention is drawn to the limitation of liability, indemnification and jurisdiction issues defined therein. Any holder of this document is advised that information contained hereon reflects the Company's findings at the time of its intervention only and within the limits of Client's instructions, if any. The Company's sole responsibility is to its Client and this document does not exonerate parties to a transaction from exercising all their rights and obligations under the transaction documents. This document cannot be reproduced except in full, without prior written approval of the Company. Any unauthorized alteration, forgery or falsification of the content or appearance of this document is unlawful and offenders may be prosecuted to the fullest extent of the law. Unless otherwise stated the results shown in this test report refer only to the sample(s) tested and such sample(s) are retained for 30 days only.

Attention: To check the authenticity of testing / inspection report & certificate, please contact us at telephone: (86-755) 8307 1443, or email: CN.Doccheck@sgs.com

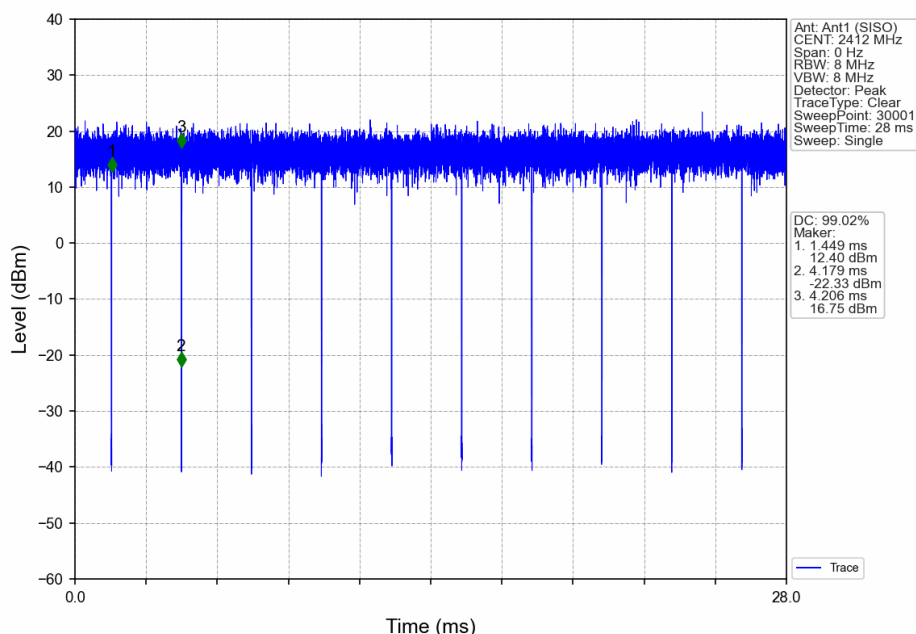
SGS-CSTC Standards Technical Services Co., Ltd.
Shenzhen Branch Inspection & Testing Laboratory

No.1 Workshop, M-10, Middle Section, Science & Technology Park, Nanshan District, Shenzhen, Guangdong, China 518057 t (86-755) 26012053 f (86-755) 26710594 www.sgs.com.cn
中国·广东·深圳市南山区科技园中区M-10栋1号厂房 邮编: 518057 t (86-755) 26012053 f (86-755) 26710594 sgs.china@sgs.com

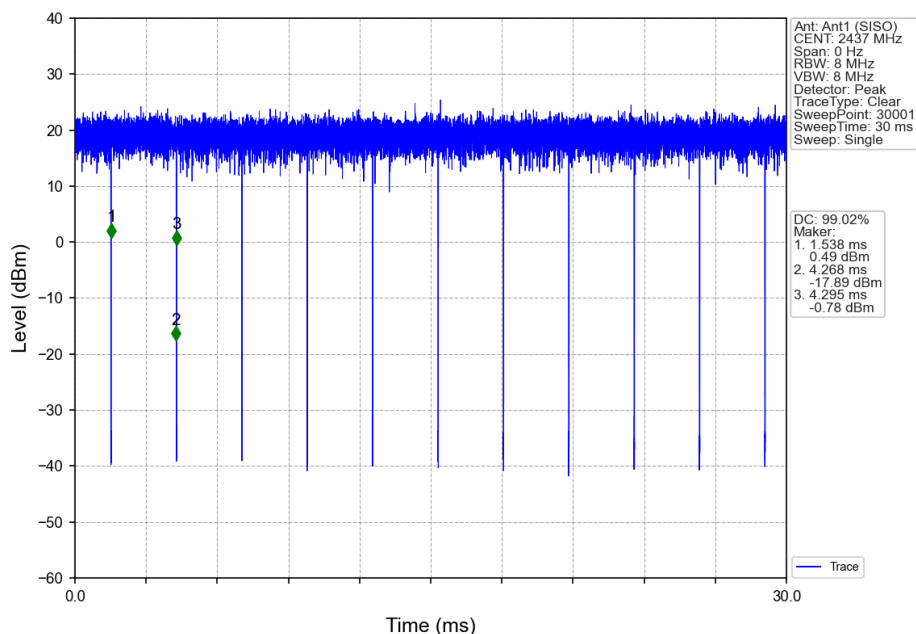
802.11b_HCH_2462MHz_Ant1 (SISO)_NTNV



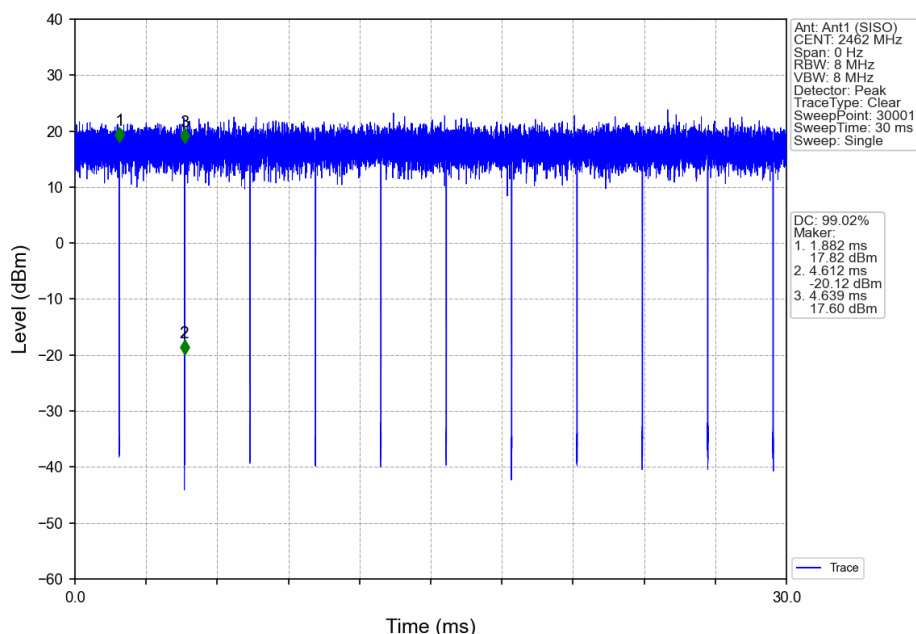
802.11g_LCH_2412MHz_Ant1 (SISO)_NTNV



802.11g_MCH_2437MHz_Ant1 (SISO)_NTNV



802.11g_HCH_2462MHz_Ant1 (SISO)_NTNV



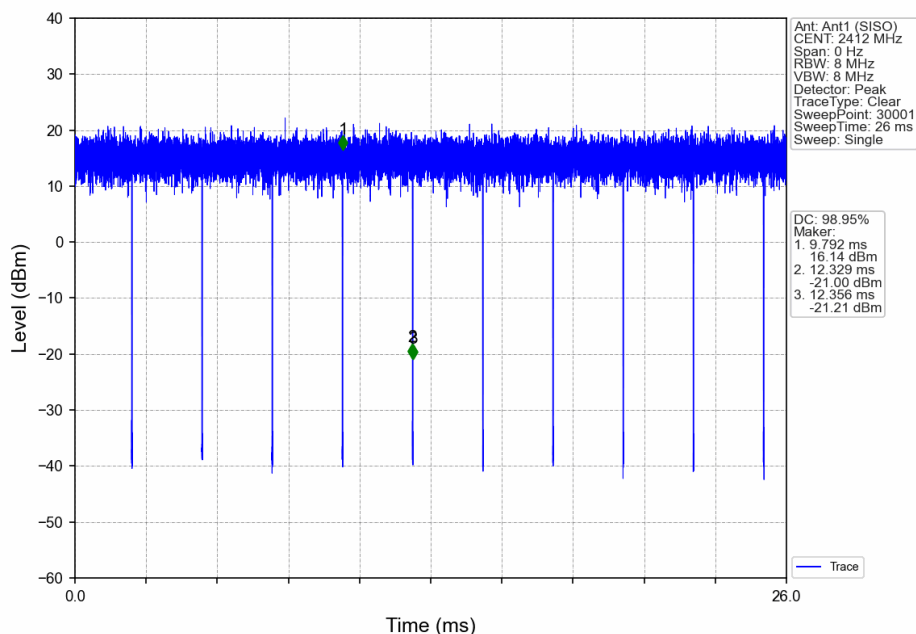
Unless otherwise agreed in writing, this document is issued by the Company subject to its General Conditions of Service printed overleaf, available on request or accessible at <https://www.sgs.com/en/Terms-and-Conditions>. Attention is drawn to the limitation of liability, indemnification and jurisdiction issues defined therein. Any holder of this document is advised that information contained hereon reflects the Company's findings at the time of its intervention only and within the limits of Client's instructions, if any. The Company's sole responsibility is to its Client and this document does not exonerate parties to a transaction from exercising all their rights and obligations under the transaction documents. This document cannot be reproduced except in full, without prior written approval of the Company. Any unauthorized alteration, forgery or falsification of the content or appearance of this document is unlawful and offenders may be prosecuted to the fullest extent of the law. Unless otherwise stated the results shown in this test report refer only to the sample(s) tested and such sample(s) are retained for 30 days only.

Attention: To check the authenticity of testing / inspection report & certificate, please contact us at telephone: (86-755) 8307 1443, or email: CN.Doccheck@sgs.com

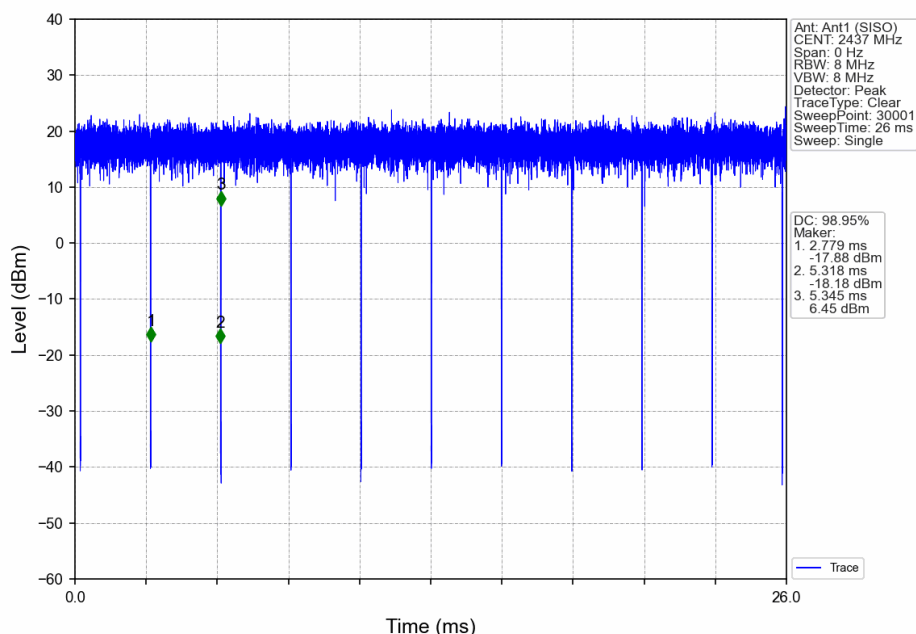
SGS-CSTC Standards Technical Services Co., Ltd.
Shenzhen Branch Inspection & Testing Laboratory

No.1 Workshop, M-10, Middle Section, Science & Technology Park, Nanshan District, Shenzhen, Guangdong, China 518057 t (86-755) 26012053 f (86-755) 26710594 www.sgs.com.cn
中国·广东·深圳市南山区科技园中区M-10栋1号厂房 邮编: 518057 t (86-755) 26012053 f (86-755) 26710594 sgs.china@sgs.com

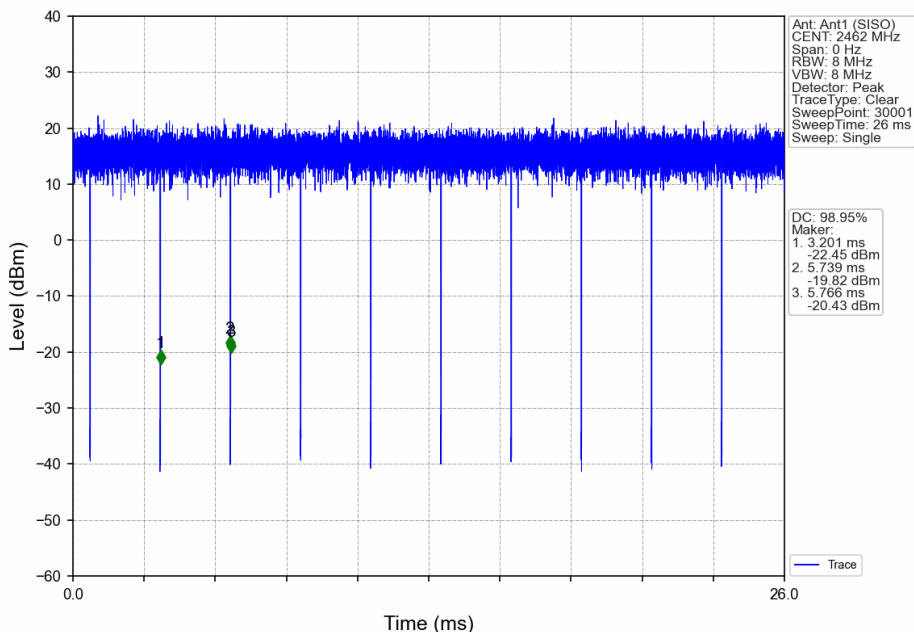
802.11n(HT20)_LCH_2412MHz_Ant1 (SISO)_NTNV



802.11n(HT20)_MCH_2437MHz_Ant1 (SISO)_NTNV



802.11n(HT20)_HCH_2462MHz_Ant1 (SISO)_NTNV



2. Bandwidth

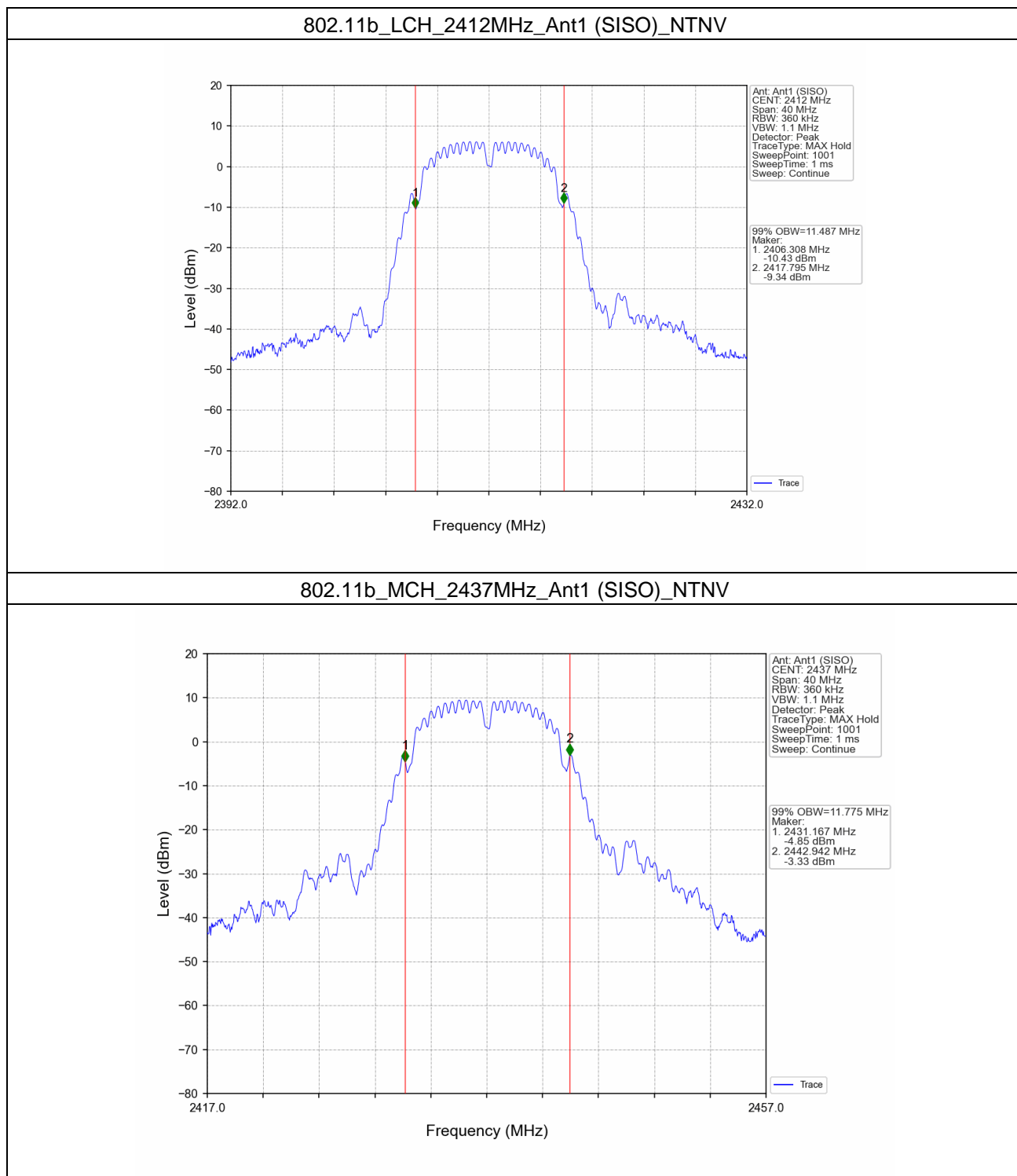
2.1 OBW

2.1.1 Test Result

| Mode | TX Type | Frequency (MHz) | ANT | 99% Occupied Bandwidth (MHz) | | Verdict |
|----------------|---------|-----------------|-----|------------------------------|-------|---------|
| | | | | Result | Limit | |
| 802.11b | SISO | 2412 | 1 | 11.487 | / | Pass |
| | | 2437 | 1 | 11.775 | / | Pass |
| | | 2462 | 1 | 11.601 | / | Pass |
| 802.11g | SISO | 2412 | 1 | 17.657 | / | Pass |
| | | 2437 | 1 | 19.827 | / | Pass |
| | | 2462 | 1 | 17.781 | / | Pass |
| 802.11n (HT20) | SISO | 2412 | 1 | 18.330 | / | Pass |
| | | 2437 | 1 | 18.865 | / | Pass |
| | | 2462 | 1 | 18.438 | / | Pass |



2.1.2 Test Graph



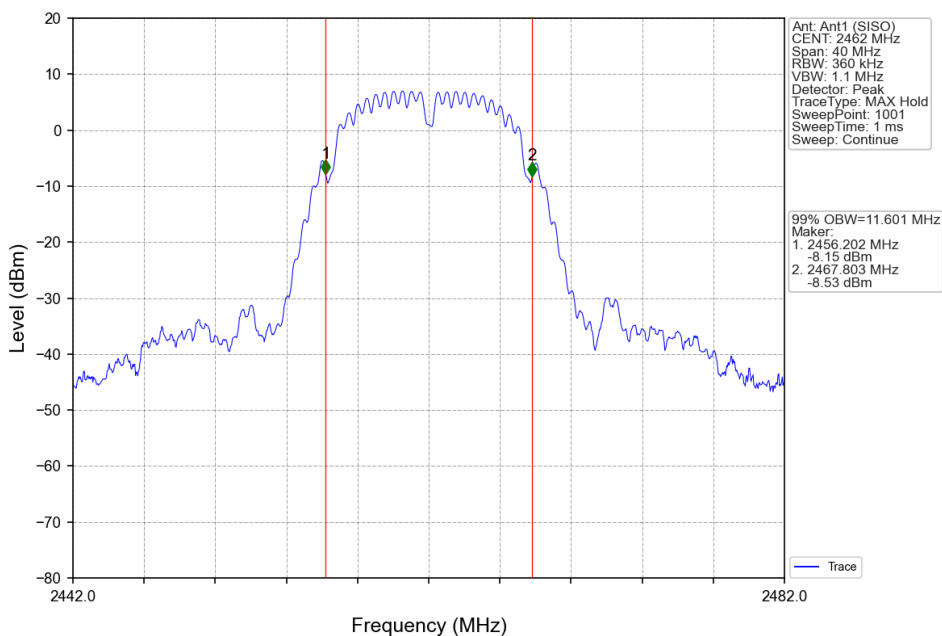
Unless otherwise agreed in writing, this document is issued by the Company subject to its General Conditions of Service printed overleaf, available on request or accessible at <https://www.sgs.com/en/Terms-and-Conditions>. Attention is drawn to the limitation of liability, indemnification and jurisdiction issues defined therein. Any holder of this document is advised that information contained hereon reflects the Company's findings at the time of its intervention only and within the limits of Client's instructions, if any. The Company's sole responsibility is to its Client and this document does not exonerate parties to a transaction from exercising all their rights and obligations under the transaction documents. This document cannot be reproduced except in full, without prior written approval of the Company. Any unauthorized alteration, forgery or falsification of the content or appearance of this document is unlawful and offenders may be prosecuted to the fullest extent of the law. Unless otherwise stated the results shown in this test report refer only to the sample(s) tested and such sample(s) are retained for 30 days only.

Attention: To check the authenticity of testing / inspection report & certificate, please contact us at telephone: (86-755) 8307 1443, or email: CN.Doccheck@sgs.com

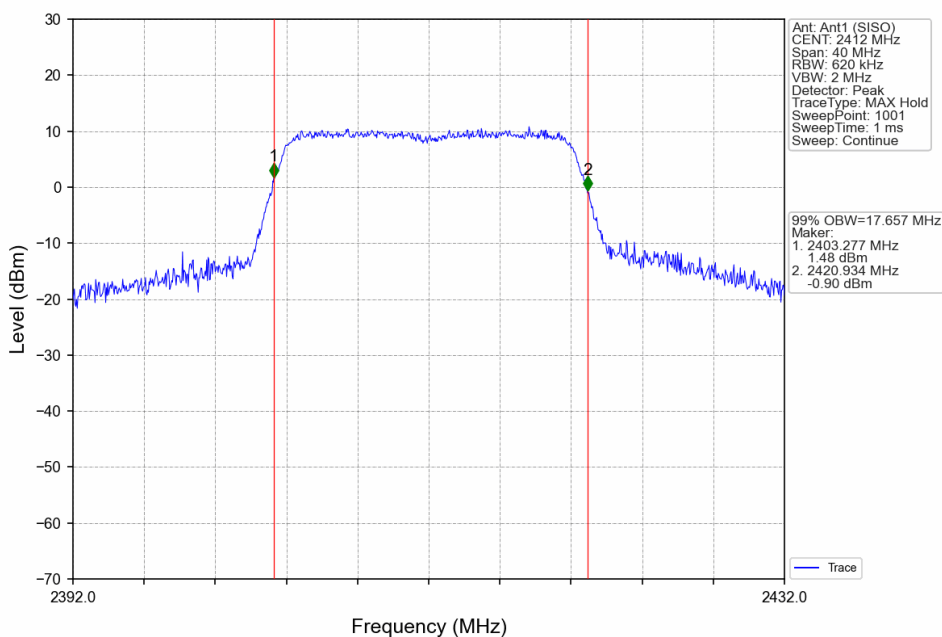
SGS-CSTC Standards Technical Services Co., Ltd.
Shenzhen Branch Testing & Calibration Laboratory

No.1 Workshop, M-10, Middle Section, Science & Technology Park, Nanshan District, Shenzhen, Guangdong, China 518057 t (86-755) 26012053 f (86-755) 26710594 www.sgs.com.cn
中国·广东·深圳市南山区科技园中区M-10栋1号厂房 邮编: 518057 t (86-755) 26012053 f (86-755) 26710594 sgs.china@sgs.com

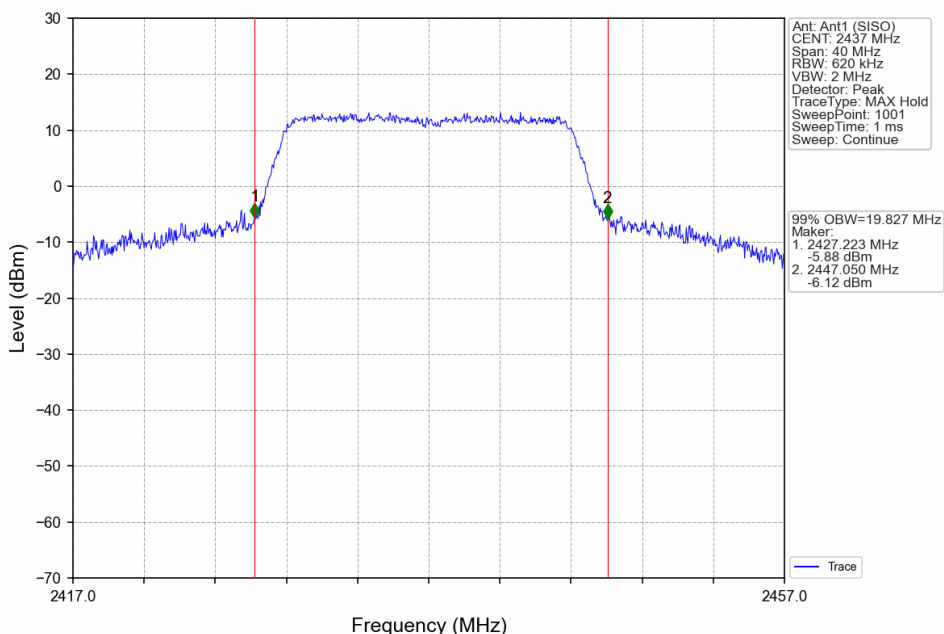
802.11b_HCH_2462MHz_Ant1 (SISO)_NTNV



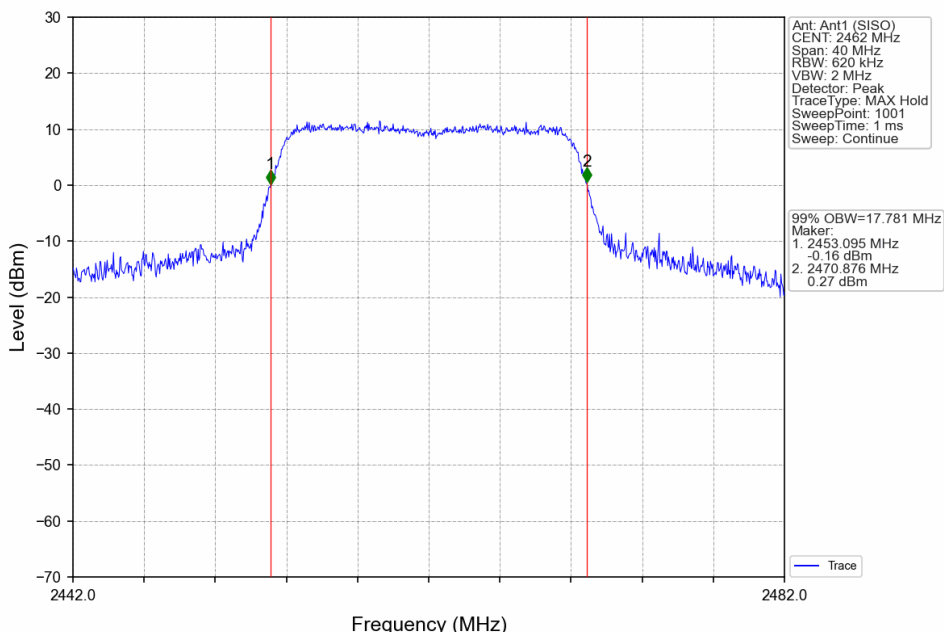
802.11g_LCH_2412MHz_Ant1 (SISO)_NTNV



802.11g_MCH_2437MHz_Ant1 (SISO)_NTNV



802.11g_HCH_2462MHz_Ant1 (SISO)_NTNV



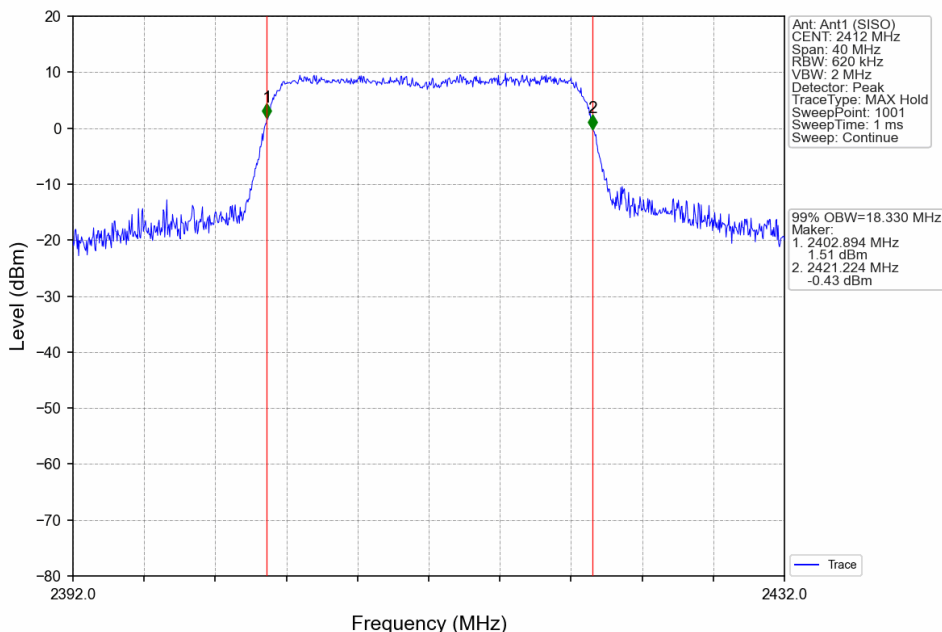
Unless otherwise agreed in writing, this document is issued by the Company subject to its General Conditions of Service printed overleaf, available on request or accessible at <https://www.sgs.com/en/Terms-and-Conditions>. Attention is drawn to the limitation of liability, indemnification and jurisdiction issues defined therein. Any holder of this document is advised that information contained hereon reflects the Company's findings at the time of its intervention only and within the limits of Client's instructions, if any. The Company's sole responsibility is to its Client and this document does not exonerate parties to a transaction from exercising all their rights and obligations under the transaction documents. This document cannot be reproduced except in full, without prior written approval of the Company. Any unauthorized alteration, forgery or falsification of the content or appearance of this document is unlawful and offenders may be prosecuted to the fullest extent of the law. Unless otherwise stated the results shown in this test report refer only to the sample(s) tested and such sample(s) are retained for 30 days only.

Attention: To check the authenticity of testing / inspection report & certificate, please contact us at telephone: (86-755) 8307 1443, or email: CN.Doccheck@sgs.com

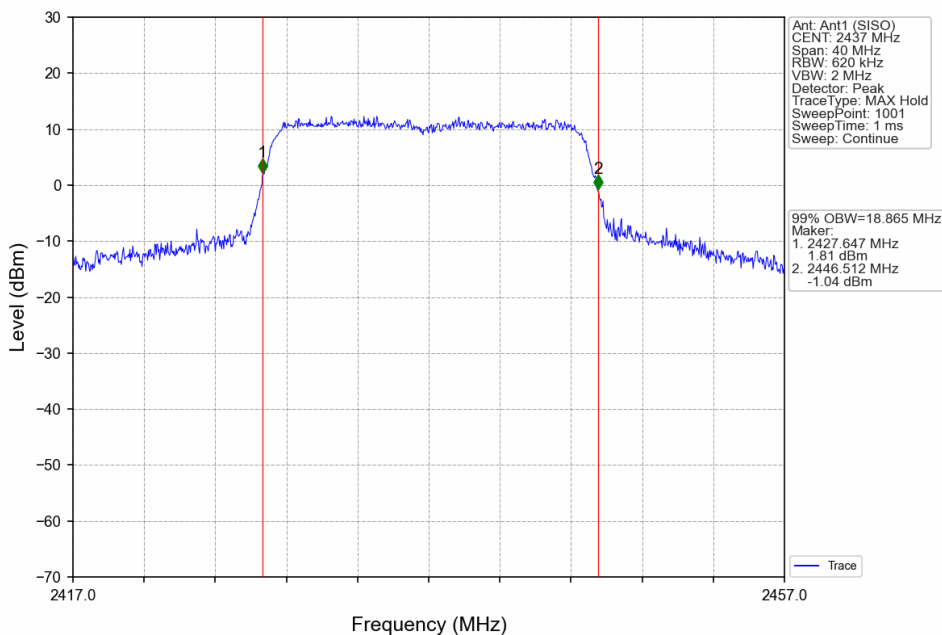
SGS-CSTC Standards Technical Services Co., Ltd.
Shenzhen Branch Testing & Calibration Laboratory

No.1 Workshop, M-10, Middle Section, Science & Technology Park, Nanshan District, Shenzhen, Guangdong, China 518057 t (86-755) 26012053 f (86-755) 26710594 www.sgsgroup.com.cn
中国·广东·深圳市南山区科技园中区M-10栋1号厂房 邮编: 518057 t (86-755) 26012053 f (86-755) 26710594 sgs.china@sgs.com

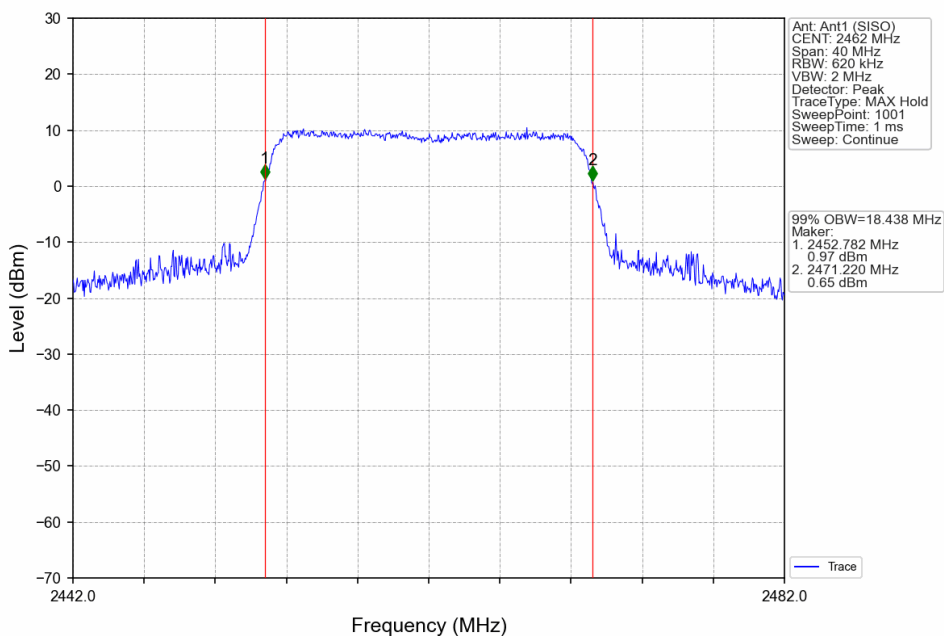
802.11n(HT20)_LCH_2412MHz_Ant1 (SISO)_NTNV



802.11n(HT20)_MCH_2437MHz_Ant1 (SISO)_NTNV



802.11n(HT20)_HCH_2462MHz_Ant1 (SISO)_NTNV



Unless otherwise agreed in writing, this document is issued by the Company subject to its General Conditions of Service printed overleaf, available on request or accessible at <https://www.sgs.com/en/Terms-and-Conditions>. Attention is drawn to the limitation of liability, indemnification and jurisdiction issues defined therein. Any holder of this document is advised that information contained hereon reflects the Company's findings at the time of its intervention only and within the limits of Client's instructions, if any. The Company's sole responsibility is to its Client and this document does not exonerate parties to a transaction from exercising all their rights and obligations under the transaction documents. This document cannot be reproduced except in full, without prior written approval of the Company. Any unauthorized alteration, forgery or falsification of the content or appearance of this document is unlawful and offenders may be prosecuted to the fullest extent of the law. Unless otherwise stated the results shown in this test report refer only to the sample(s) tested and such sample(s) are retained for 30 days only.

Attention: To check the authenticity of testing / inspection report & certificate, please contact us at telephone: (86-755) 8307 1443, or email: CN.Doccheck@sgs.com

SGS-CSTC Standards Technical Services Co., Ltd. Shenzhen Branch

SZEMC-TRF-01 Rev. A/1

Report No.: SZCR231100356403

Page: 85 of 112

2.2 6dB BW

2.2.1 Test Result

| Mode | TX Type | Frequency (MHz) | ANT | 6dB Bandwidth (MHz) | | Verdict |
|----------------|---------|-----------------|-----|---------------------|------------|---------|
| | | | | Result | Limit | |
| 802.11b | SISO | 2412 | 1 | 9.154 | ≥ 0.5 | Pass |
| | | 2437 | 1 | 9.132 | ≥ 0.5 | Pass |
| | | 2462 | 1 | 9.162 | ≥ 0.5 | Pass |
| 802.11g | SISO | 2412 | 1 | 16.419 | ≥ 0.5 | Pass |
| | | 2437 | 1 | 16.422 | ≥ 0.5 | Pass |
| | | 2462 | 1 | 16.408 | ≥ 0.5 | Pass |
| 802.11n (HT20) | SISO | 2412 | 1 | 17.648 | ≥ 0.5 | Pass |
| | | 2437 | 1 | 17.633 | ≥ 0.5 | Pass |
| | | 2462 | 1 | 17.637 | ≥ 0.5 | Pass |



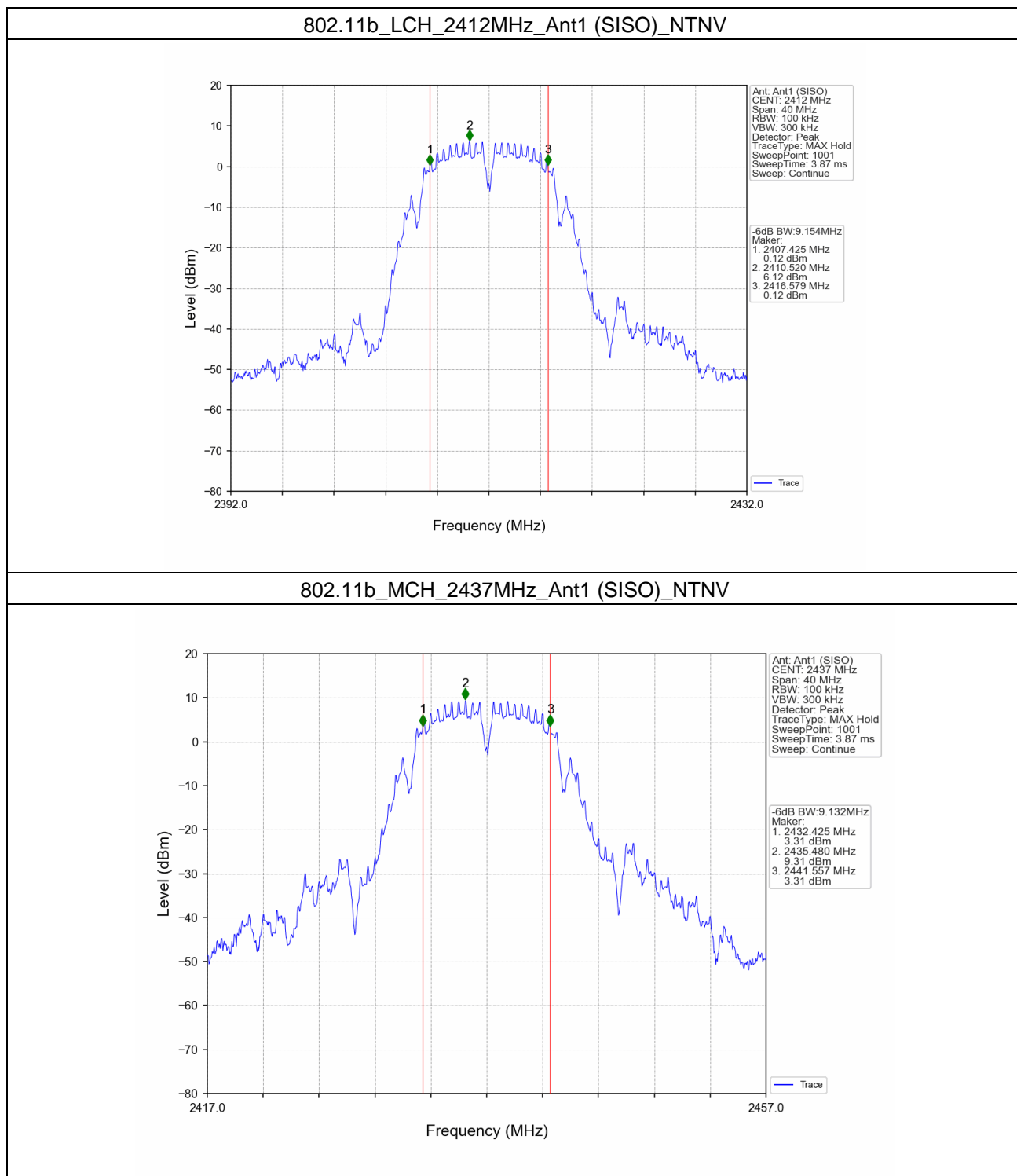
Unless otherwise agreed in writing, this document is issued by the Company subject to its General Conditions of Service printed overleaf, available on request or accessible at <https://www.sgs.com/en/Terms-and-Conditions>. Attention is drawn to the limitation of liability, indemnification and jurisdiction issues defined therein. Any holder of this document is advised that information contained hereon reflects the Company's findings at the time of its intervention only and within the limits of Client's instructions, if any. The Company's sole responsibility is to its Client and this document does not exonerate parties to a transaction from exercising all their rights and obligations under the transaction documents. This document cannot be reproduced except in full, without prior written approval of the Company. Any unauthorized alteration, forgery or falsification of the content or appearance of this document is unlawful and offenders may be prosecuted to the fullest extent of the law. Unless otherwise stated the results shown in this test report refer only to the sample(s) tested and such sample(s) are retained for 30 days only.

Attention: To check the authenticity of testing / inspection report & certificate, please contact us at telephone: (86-755) 8307 1443, or email: CN.Doccheck@sgs.com

SGS-CSTC Standards Technical Services Co., Ltd.
Shenzhen Branch Testing & Calibration Laboratory

No.1 Workshop, M-10, Middle Section, Science & Technology Park, Nanshan District, Shenzhen, Guangdong, China 518057 t (86-755) 26012053 f (86-755) 26710594 www.sgs.com.cn
中国·广东·深圳市南山区科技园中区M-10栋1号厂房 邮编: 518057 t (86-755) 26012053 f (86-755) 26710594 sgs.china@sgs.com

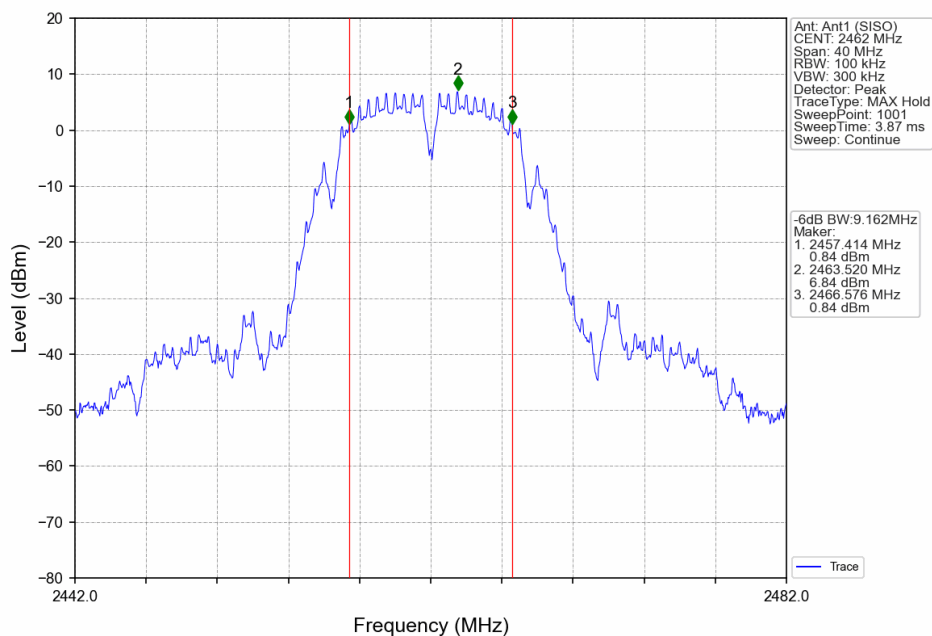
2.2.2 Test Graph



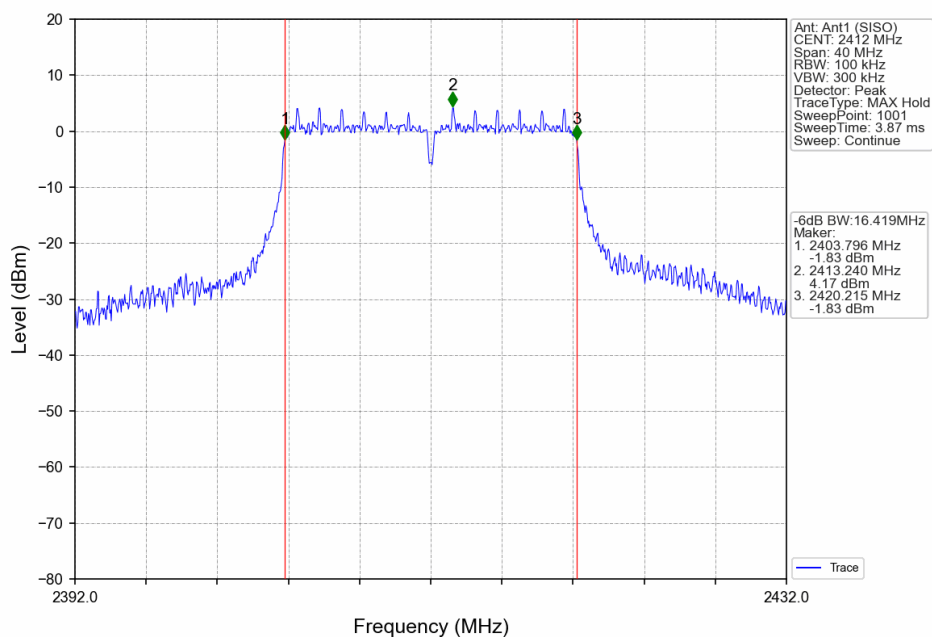
Unless otherwise agreed in writing, this document is issued by the Company subject to its General Conditions of Service printed overleaf, available on request or accessible at <https://www.sgs.com/en/Terms-and-Conditions>. Attention is drawn to the limitation of liability, indemnification and jurisdiction issues defined therein. Any holder of this document is advised that information contained hereon reflects the Company's findings at the time of its intervention only and within the limits of Client's instructions, if any. The Company's sole responsibility is to its Client and this document does not exonerate parties to a transaction from exercising all their rights and obligations under the transaction documents. This document cannot be reproduced except in full, without prior written approval of the Company. Any unauthorized alteration, forgery or falsification of the content or appearance of this document is unlawful and offenders may be prosecuted to the fullest extent of the law. Unless otherwise stated the results shown in this test report refer only to the sample(s) tested and such sample(s) are retained for 30 days only.

Attention: To check the authenticity of testing / inspection report & certificate, please contact us at telephone: (86-755) 8307 1443, or email: CN.Doccheck@sgs.com

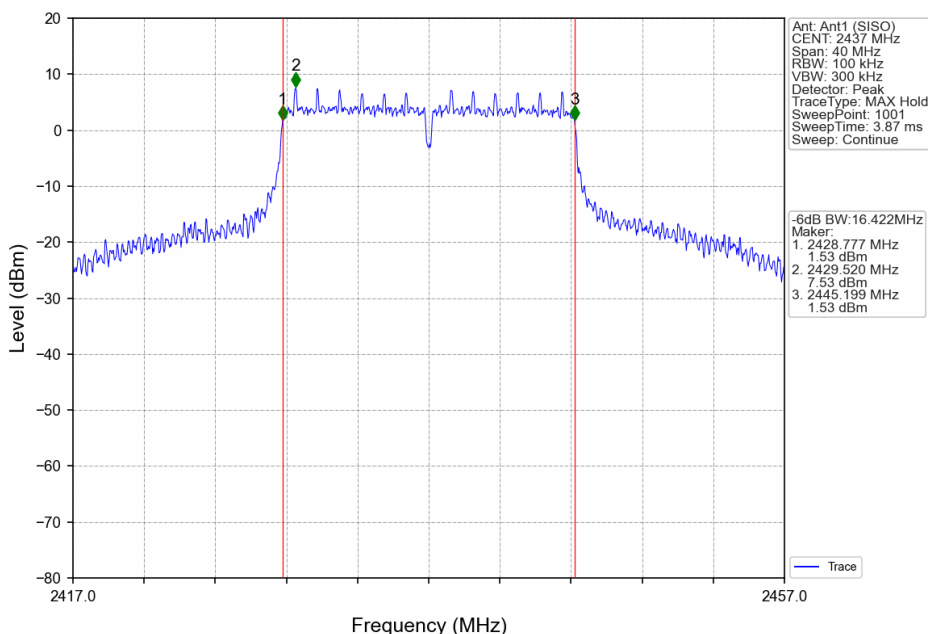
802.11b_HCH_2462MHz_Ant1 (SISO)_NTNV



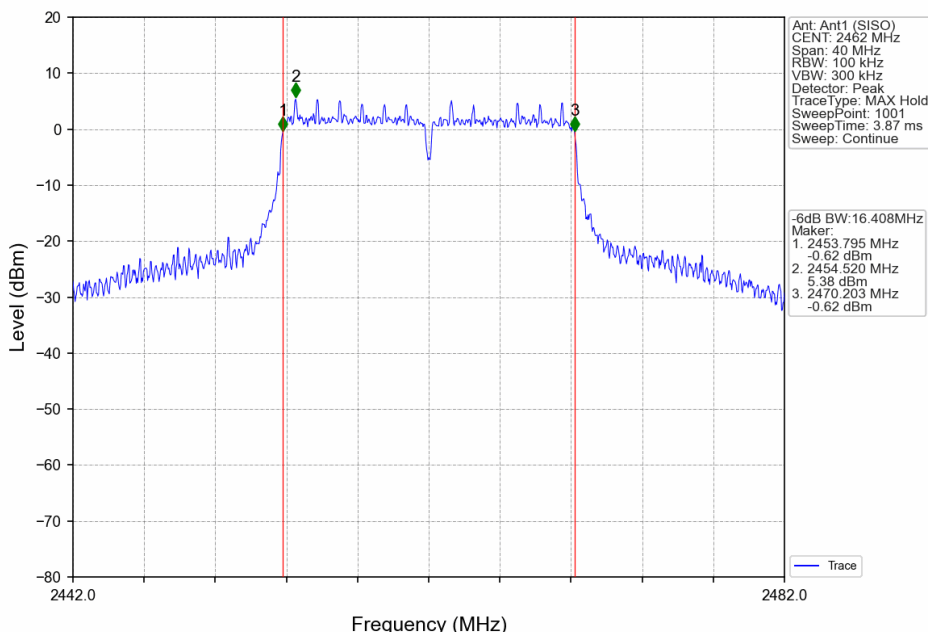
802.11g_LCH_2412MHz_Ant1 (SISO)_NTNV



802.11g_MCH_2437MHz_Ant1 (SISO)_NTNV



802.11g_HCH_2462MHz_Ant1 (SISO)_NTNV



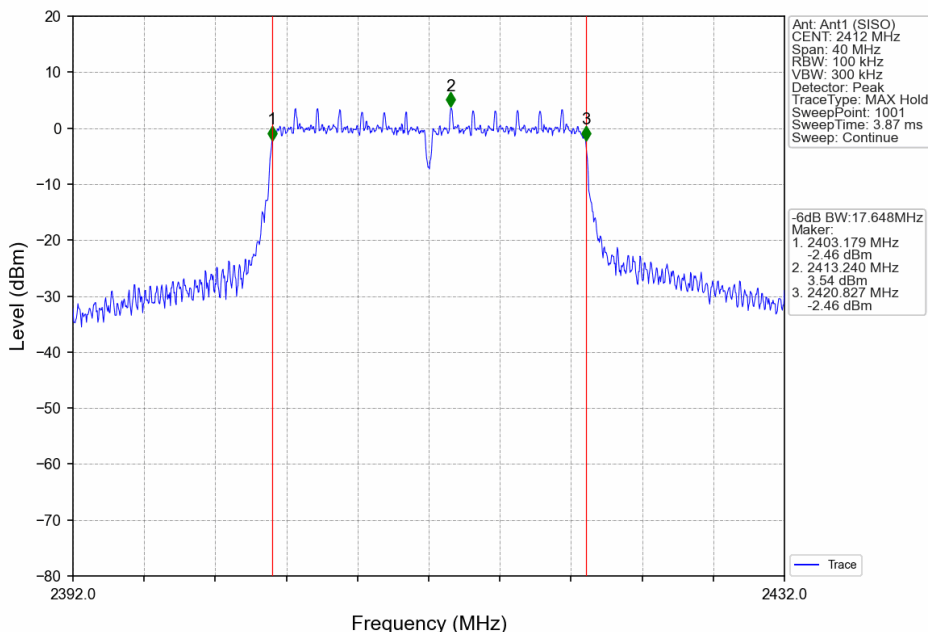
Unless otherwise agreed in writing, this document is issued by the Company subject to its General Conditions of Service printed overleaf, available on request or accessible at <https://www.sgs.com/en/Terms-and-Conditions>. Attention is drawn to the limitation of liability, indemnification and jurisdiction issues defined therein. Any holder of this document is advised that information contained hereon reflects the Company's findings at the time of its intervention only and within the limits of Client's instructions, if any. The Company's sole responsibility is to its Client and this document does not exonerate parties to a transaction from exercising all their rights and obligations under the transaction documents. This document cannot be reproduced except in full, without prior written approval of the Company. Any unauthorized alteration, forgery or falsification of the content or appearance of this document is unlawful and offenders may be prosecuted to the fullest extent of the law. Unless otherwise stated the results shown in this test report refer only to the sample(s) tested and such sample(s) are retained for 30 days only.

Attention: To check the authenticity of testing / inspection report & certificate, please contact us at telephone: (86-755) 8307 1443, or email: CN.Doccheck@sgs.com

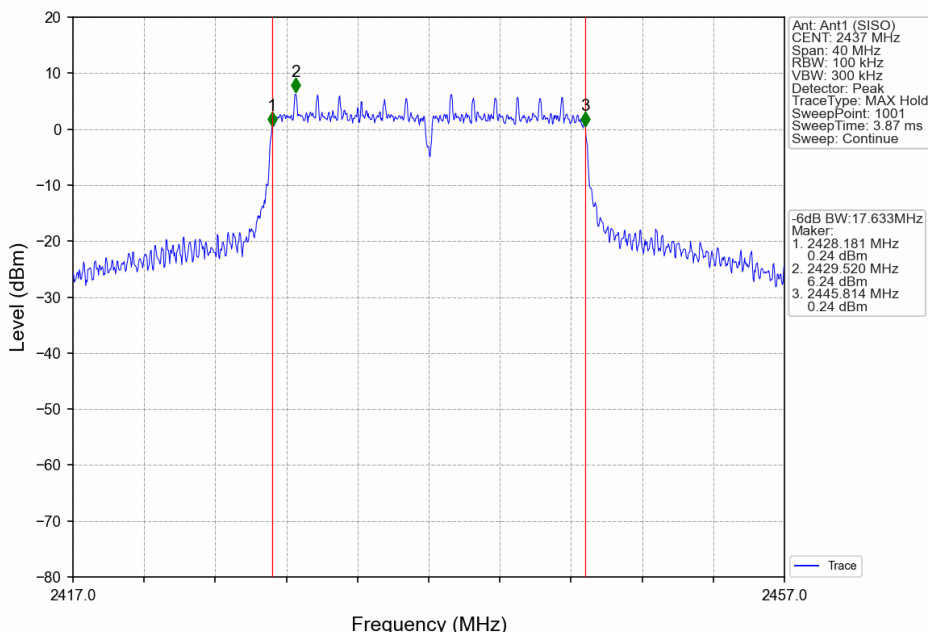
SGS-CSTC Standards Technical Services Co., Ltd.
Shenzhen Branch Testing & Calibration Laboratory

No.1 Workshop, M-10, Middle Section, Science & Technology Park, Nanshan District, Shenzhen, Guangdong, China 518057 t (86-755) 26012053 f (86-755) 26710594 www.sgsgroup.com.cn
中国·广东·深圳市南山区科技园中区M-10栋1号厂房 邮编: 518057 t (86-755) 26012053 f (86-755) 26710594 sgs.china@sgs.com

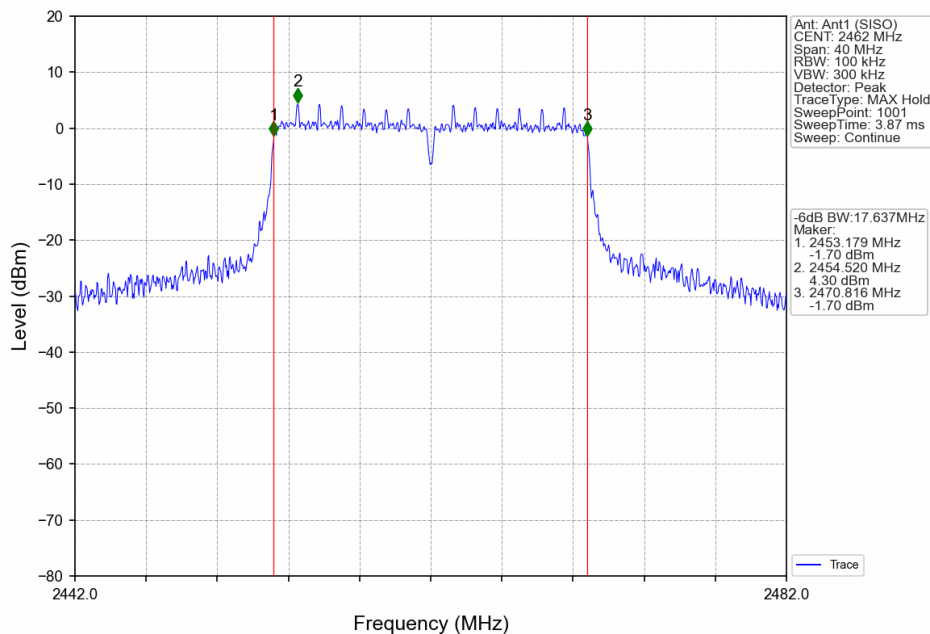
802.11n(HT20)_LCH_2412MHz_Ant1 (SISO)_NTNV



802.11n(HT20)_MCH_2437MHz_Ant1 (SISO)_NTNV



802.11n(HT20)_HCH_2462MHz_Ant1 (SISO)_NTNV



3. Maximum Conducted Output Power

3.1 Power

3.1.1 Test Result

| Mode | TX Type | Frequency (MHz) | Maximum Average Conducted Output Power (dBm) | | Verdict |
|----------------|---------|-----------------|--|-------|---------|
| | | | ANT1 | Limit | |
| 802.11b | SISO | 2412 | -0.78 | <=30 | Pass |
| | | 2437 | 2.04 | <=30 | Pass |
| | | 2462 | -0.54 | <=30 | Pass |
| 802.11g | SISO | 2412 | -0.95 | <=30 | Pass |
| | | 2437 | 2.86 | <=30 | Pass |
| | | 2462 | 0.16 | <=30 | Pass |
| 802.11n (HT20) | SISO | 2412 | -1.58 | <=30 | Pass |
| | | 2437 | 2.28 | <=30 | Pass |
| | | 2462 | -0.45 | <=30 | Pass |



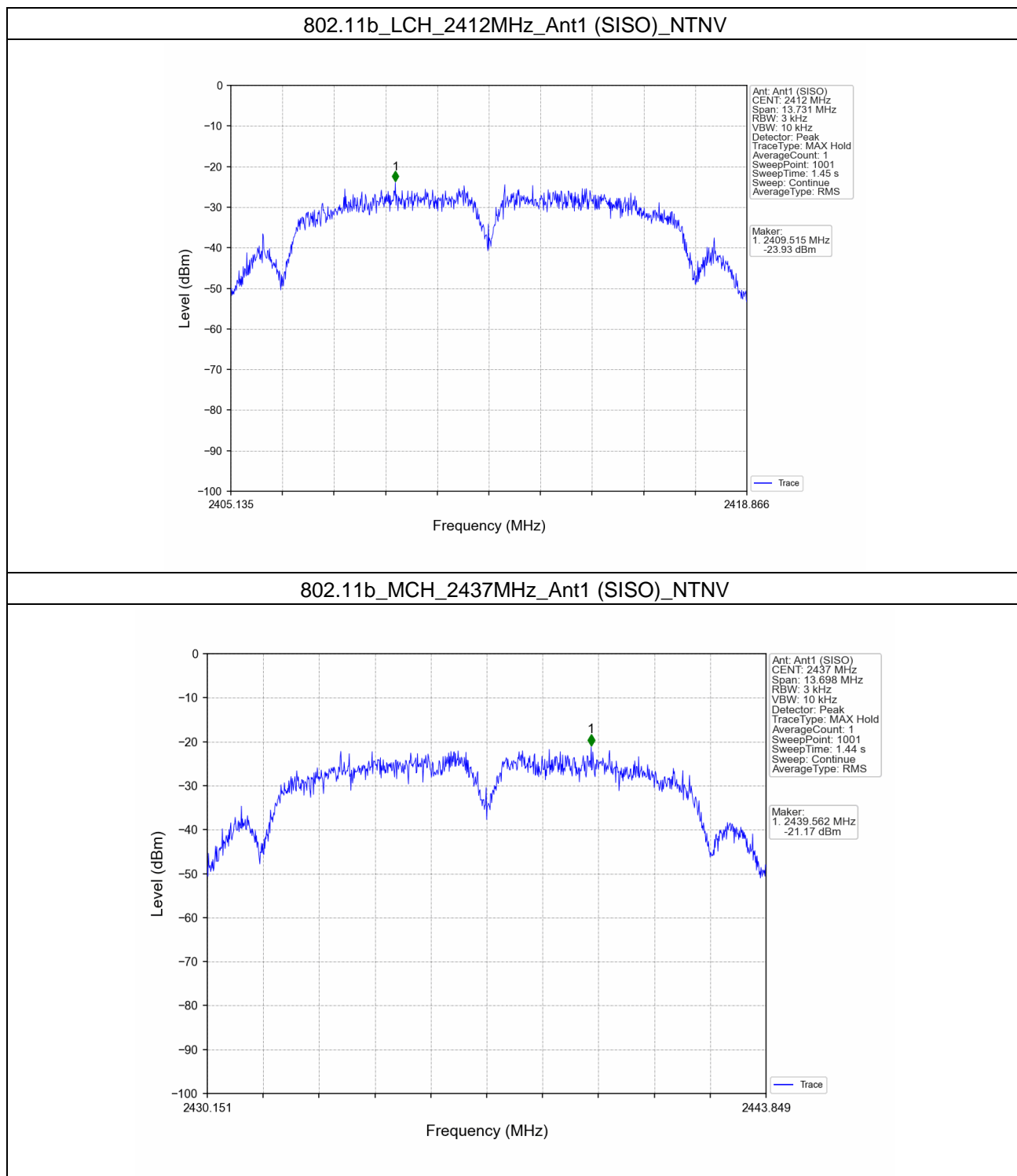
4. Maximum Power Spectral Density

4.1 PSD

4.1.1 Test Result

| Mode | TX Type | Frequency (MHz) | Maximum PSD (dBm/3kHz) | | Verdict |
|----------------|---------|-----------------|------------------------|-------|---------|
| | | | ANT1 | Limit | |
| 802.11b | SISO | 2412 | -23.93 | <=8 | Pass |
| | | 2437 | -21.17 | <=8 | Pass |
| | | 2462 | -23.62 | <=8 | Pass |
| 802.11g | SISO | 2412 | -25.00 | <=8 | Pass |
| | | 2437 | -22.07 | <=8 | Pass |
| | | 2462 | -25.99 | <=8 | Pass |
| 802.11n (HT20) | SISO | 2412 | -27.46 | <=8 | Pass |
| | | 2437 | -23.62 | <=8 | Pass |
| | | 2462 | -26.18 | <=8 | Pass |

4.1.2 Test Graph



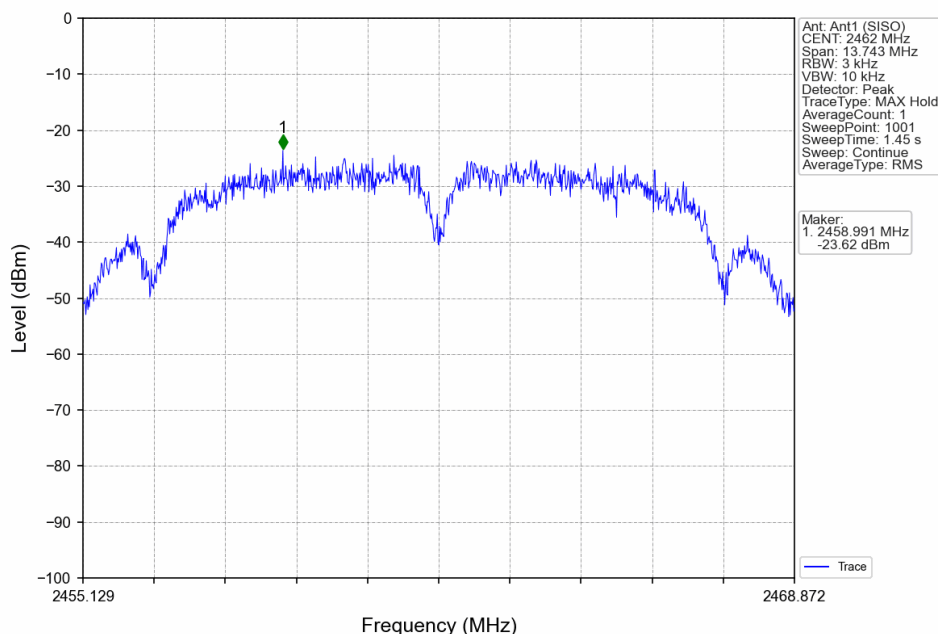
Unless otherwise agreed in writing, this document is issued by the Company subject to its General Conditions of Service printed overleaf, available on request or accessible at <https://www.sgs.com/en/Terms-and-Conditions>. Attention is drawn to the limitation of liability, indemnification and jurisdiction issues defined therein. Any holder of this document is advised that information contained hereon reflects the Company's findings at the time of its intervention only and within the limits of Client's instructions, if any. The Company's sole responsibility is to its Client and this document does not exonerate parties to a transaction from exercising all their rights and obligations under the transaction documents. This document cannot be reproduced except in full, without prior written approval of the Company. Any unauthorized alteration, forgery or falsification of the content or appearance of this document is unlawful and offenders may be prosecuted to the fullest extent of the law. Unless otherwise stated the results shown in this test report refer only to the sample(s) tested and such sample(s) are retained for 30 days only.

Attention: To check the authenticity of testing / inspection report & certificate, please contact us at telephone: (86-755) 8307 1443, or email: CN.Doccheck@sgs.com

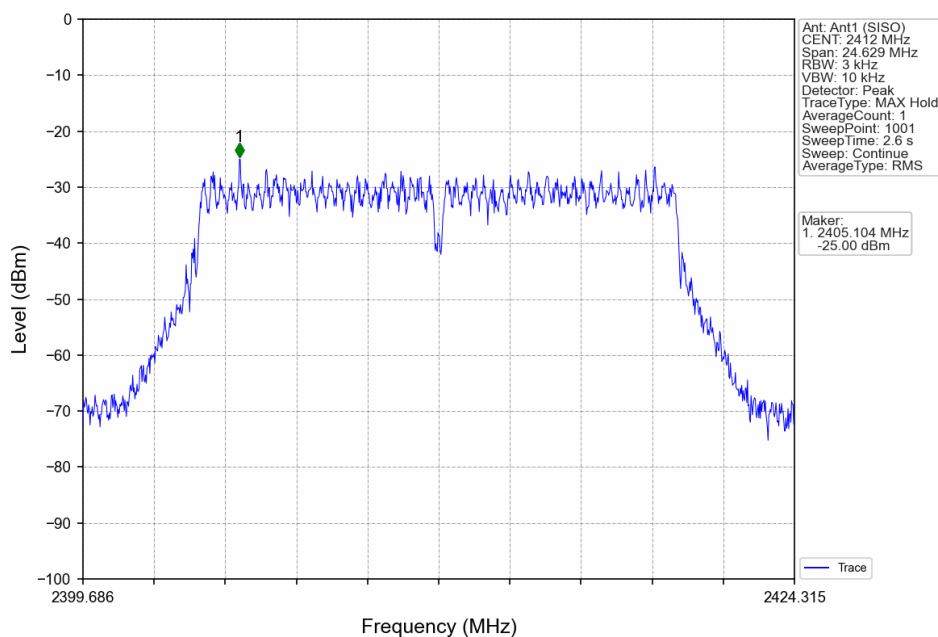
SGS-CSTC Standards Technical Services Co., Ltd.
Shenzhen Branch Inspection & Testing Laboratory

No.1 Workshop, M-10, Middle Section, Science & Technology Park, Nanshan District, Shenzhen, Guangdong, China 518057 t (86-755) 26012053 f (86-755) 26710594 www.sgsgroup.com.cn
中国·广东·深圳市南山区科技园中区M-10栋1号厂房 邮编: 518057 t (86-755) 26012053 f (86-755) 26710594 sgs.china@sgs.com

802.11b_HCH_2462MHz_Ant1 (SISO)_NTNV



802.11g_LCH_2412MHz_Ant1 (SISO)_NTNV



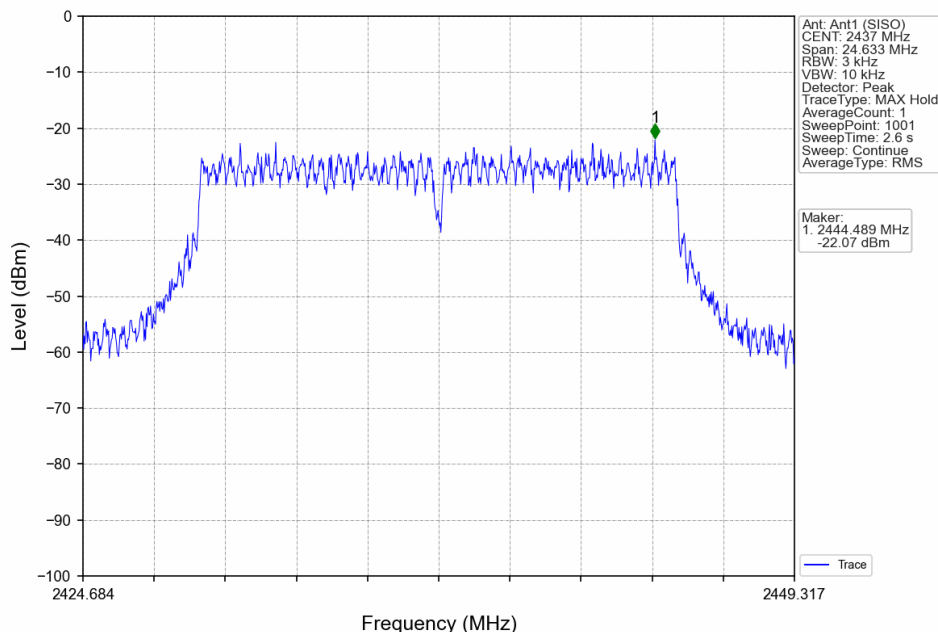
Unless otherwise agreed in writing, this document is issued by the Company subject to its General Conditions of Service printed overleaf, available on request or accessible at <https://www.sgs.com/en/Terms-and-Conditions>. Attention is drawn to the limitation of liability, indemnification and jurisdiction issues defined therein. Any holder of this document is advised that information contained hereon reflects the Company's findings at the time of its intervention only and within the limits of Client's instructions, if any. The Company's sole responsibility is to its Client and this document does not exonerate parties to a transaction from exercising all their rights and obligations under the transaction documents. This document cannot be reproduced except in full, without prior written approval of the Company. Any unauthorized alteration, forgery or falsification of the content or appearance of this document is unlawful and offenders may be prosecuted to the fullest extent of the law. Unless otherwise stated the results shown in this test report refer only to the sample(s) tested and such sample(s) are retained for 30 days only.

Attention: To check the authenticity of testing / inspection report & certificate, please contact us at telephone: (86-755) 8307 1443, or email: CN.Doccheck@sgs.com

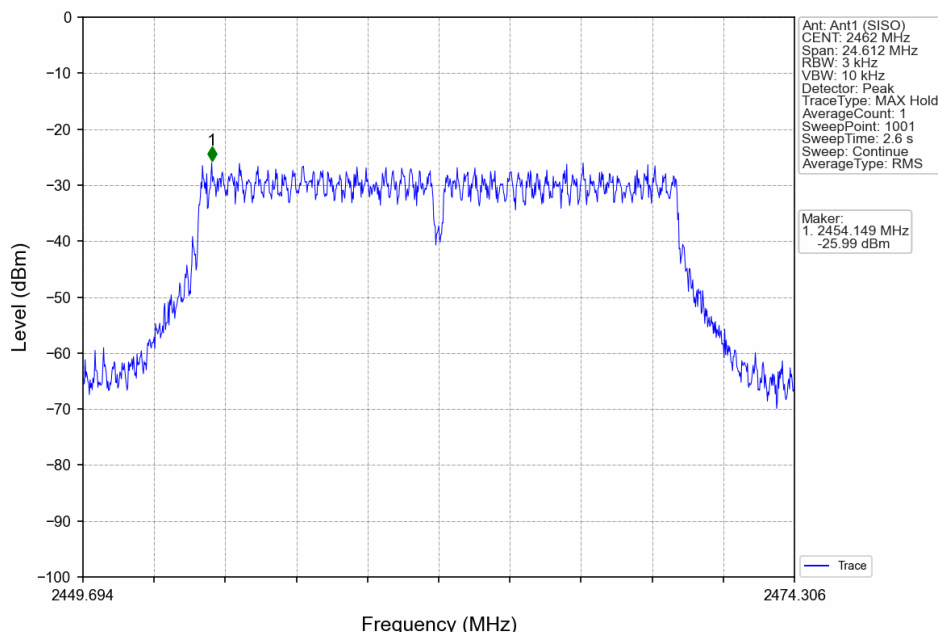
SGS-CSTC Standards Technical Services Co., Ltd.
Shenzhen Branch Testing & Calibration Laboratory

No.1 Workshop, M-10, Middle Section, Science & Technology Park, Nanshan District, Shenzhen, Guangdong, China 518057 t (86-755) 26012053 f (86-755) 26710594 www.sgs.com.cn
中国·广东·深圳市南山区科技园中区M-10栋1号厂房 邮编: 518057 t (86-755) 26012053 f (86-755) 26710594 sgs.china@sgs.com

802.11g_MCH_2437MHz_Ant1 (SISO)_NTNV



802.11g_HCH_2462MHz_Ant1 (SISO)_NTNV



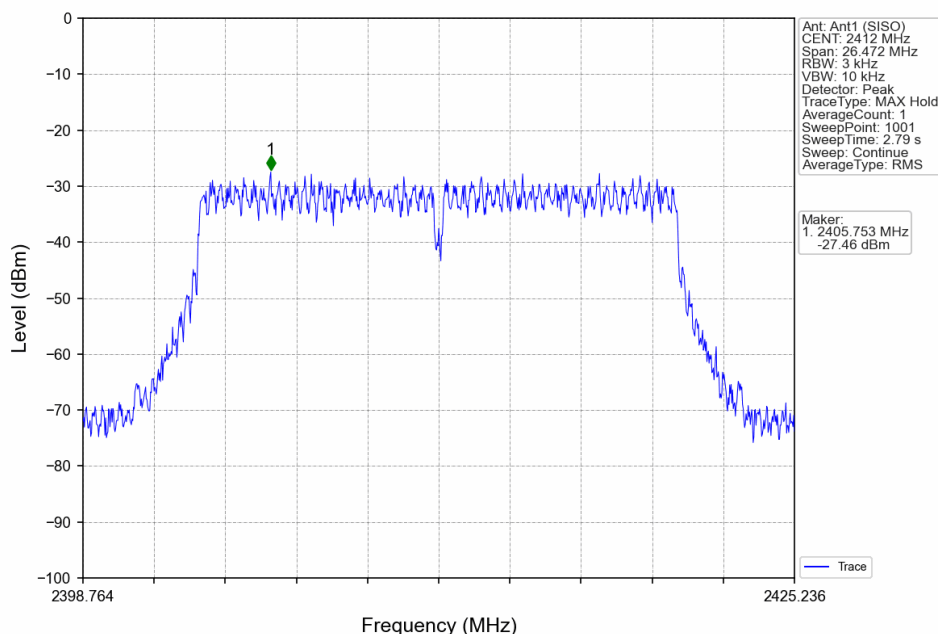
Unless otherwise agreed in writing, this document is issued by the Company subject to its General Conditions of Service printed overleaf, available on request or accessible at <https://www.sgs.com/en/Terms-and-Conditions>. Attention is drawn to the limitation of liability, indemnification and jurisdiction issues defined therein. Any holder of this document is advised that information contained hereon reflects the Company's findings at the time of its intervention only and within the limits of Client's instructions, if any. The Company's sole responsibility is to its Client and this document does not exonerate parties to a transaction from exercising all their rights and obligations under the transaction documents. This document cannot be reproduced except in full, without prior written approval of the Company. Any unauthorized alteration, forgery or falsification of the content or appearance of this document is unlawful and offenders may be prosecuted to the fullest extent of the law. Unless otherwise stated the results shown in this test report refer only to the sample(s) tested and such sample(s) are retained for 30 days only.

Attention: To check the authenticity of testing / inspection report & certificate, please contact us at telephone: (86-755) 8307 1443, or email: CN.Doccheck@sgs.com

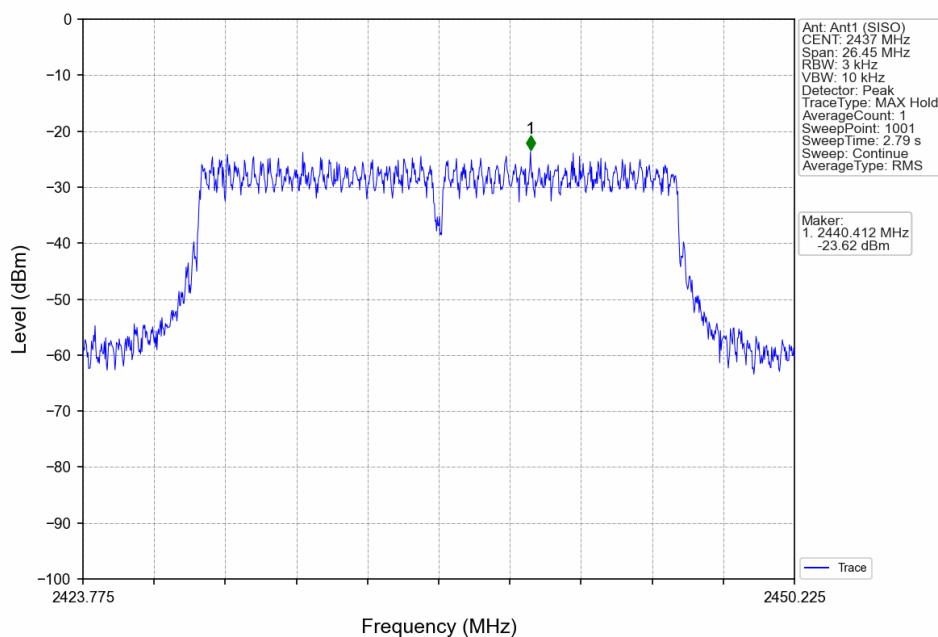
SGS-CSTC Standards Technical Services Co., Ltd.
Shenzhen Branch Testing & Calibration Laboratory

No.1 Workshop, M-10, Middle Section, Science & Technology Park, Nanshan District, Shenzhen, Guangdong, China 518057 t (86-755) 26012053 f (86-755) 26710594 www.sgs.com.cn
中国·广东·深圳市南山区科技园中区M-10栋1号厂房 邮编: 518057 t (86-755) 26012053 f (86-755) 26710594 sgs.china@sgs.com

802.11n(HT20)_LCH_2412MHz_Ant1 (SISO)_NTNV



802.11n(HT20)_MCH_2437MHz_Ant1 (SISO)_NTNV



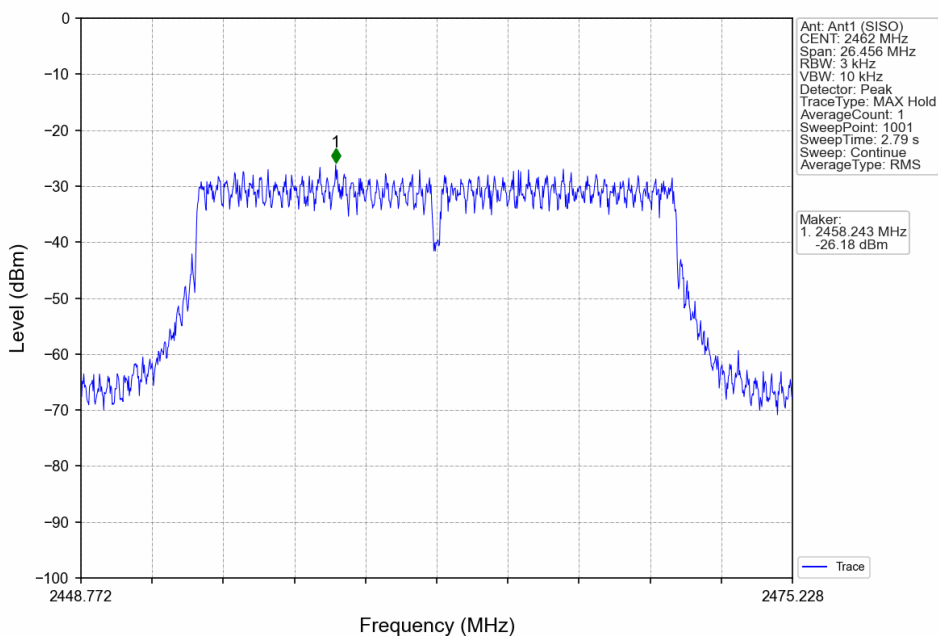
Unless otherwise agreed in writing, this document is issued by the Company subject to its General Conditions of Service printed overleaf, available on request or accessible at <https://www.sgs.com/en/Terms-and-Conditions>. Attention is drawn to the limitation of liability, indemnification and jurisdiction issues defined therein. Any holder of this document is advised that information contained hereon reflects the Company's findings at the time of its intervention only and within the limits of Client's instructions, if any. The Company's sole responsibility is to its Client and this document does not exonerate parties to a transaction from exercising all their rights and obligations under the transaction documents. This document cannot be reproduced except in full, without prior written approval of the Company. Any unauthorized alteration, forgery or falsification of the content or appearance of this document is unlawful and offenders may be prosecuted to the fullest extent of the law. Unless otherwise stated the results shown in this test report refer only to the sample(s) tested and such sample(s) are retained for 30 days only.

Attention: To check the authenticity of testing / inspection report & certificate, please contact us at telephone: (86-755) 8307 1443, or email: CN.Doccheck@sgs.com

SGS-CSTC Standards Technical Services Co., Ltd.
Shenzhen Branch Testing & Calibration Laboratory

No.1 Workshop, M-10, Middle Section, Science & Technology Park, Nanshan District, Shenzhen, Guangdong, China 518057 t (86-755) 26012053 f (86-755) 26710594 www.sgs.com.cn
中国·广东·深圳市南山区科技园中区M-10栋1号厂房 邮编: 518057 t (86-755) 26012053 f (86-755) 26710594 sgs.china@sgs.com

802.11n(HT20)_HCH_2462MHz_Ant1 (SISO)_NTNV



5. Unwanted Emissions In Non-restricted Frequency Bands

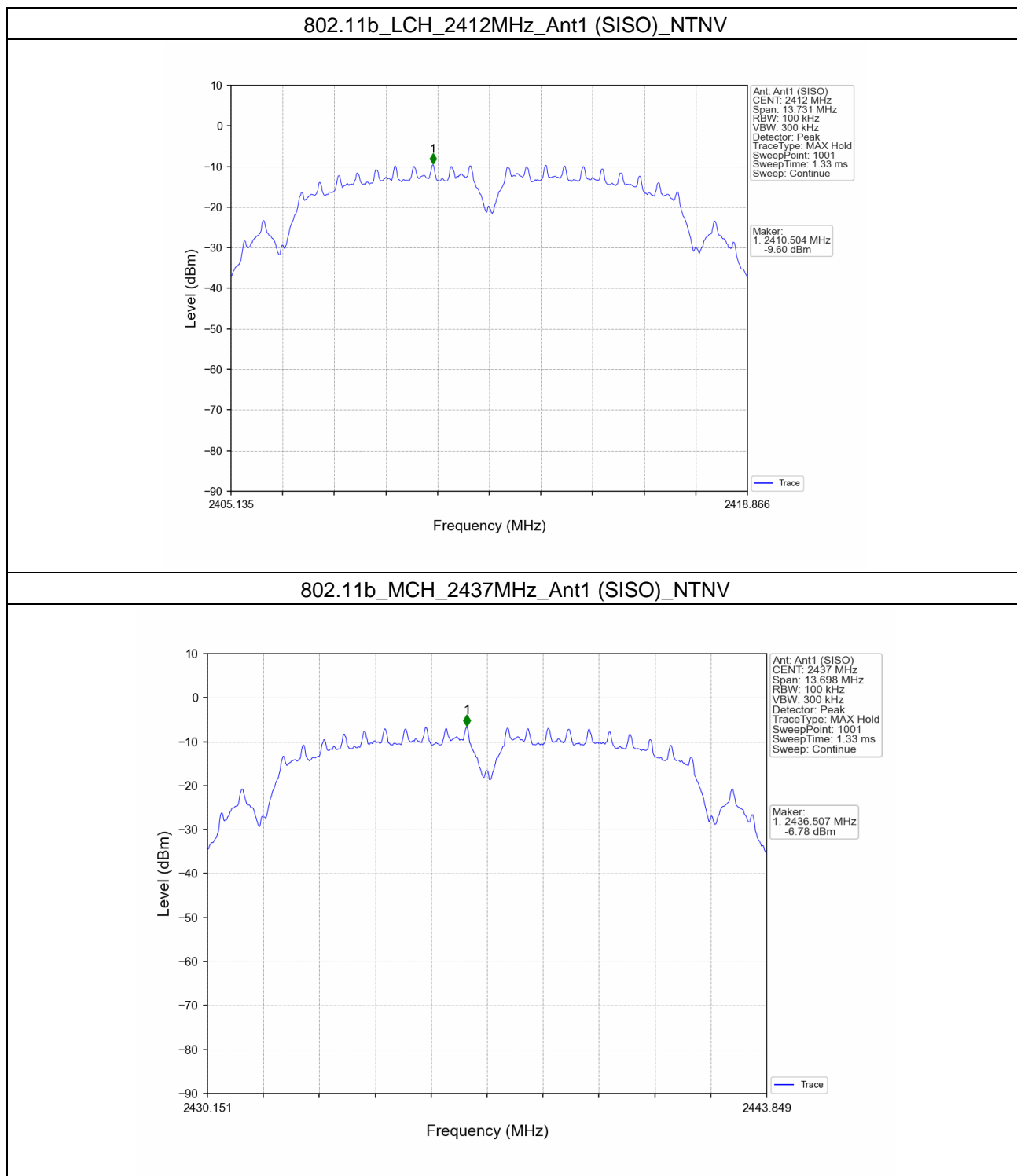
5.1 Ref

5.1.1 Test Result

| Mode | TX Type | Frequency (MHz) | ANT | Level of Reference (dBm) |
|----------------|---------|-----------------|-----|--------------------------|
| 802.11b | SISO | 2412 | 1 | -9.60 |
| | | 2437 | 1 | -6.78 |
| | | 2462 | 1 | -9.51 |
| 802.11g | SISO | 2412 | 1 | -12.32 |
| | | 2437 | 1 | -8.90 |
| | | 2462 | 1 | -11.35 |
| 802.11n (HT20) | SISO | 2412 | 1 | -12.98 |
| | | 2437 | 1 | -9.36 |
| | | 2462 | 1 | -11.94 |



5.1.2 Test Graph



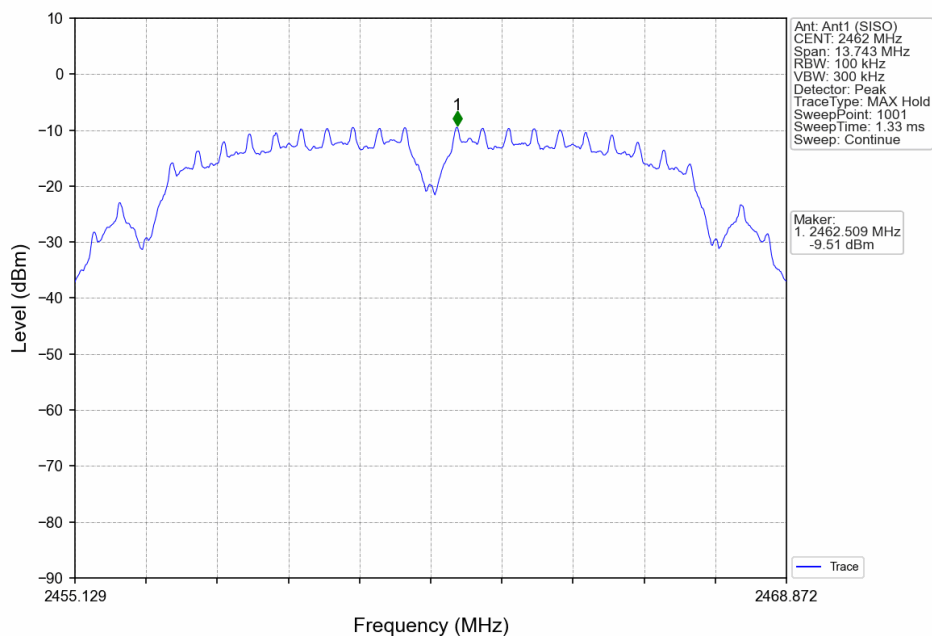
Unless otherwise agreed in writing, this document is issued by the Company subject to its General Conditions of Service printed overleaf, available on request or accessible at <https://www.sgs.com/en/Terms-and-Conditions>. Attention is drawn to the limitation of liability, indemnification and jurisdiction issues defined therein. Any holder of this document is advised that information contained hereon reflects the Company's findings at the time of its intervention only and within the limits of Client's instructions, if any. The Company's sole responsibility is to its Client and this document does not exonerate parties to a transaction from exercising all their rights and obligations under the transaction documents. This document cannot be reproduced except in full, without prior written approval of the Company. Any unauthorized alteration, forgery or falsification of the content or appearance of this document is unlawful and offenders may be prosecuted to the fullest extent of the law. Unless otherwise stated the results shown in this test report refer only to the sample(s) tested and such sample(s) are retained for 30 days only.

Attention: To check the authenticity of testing / inspection report & certificate, please contact us at telephone: (86-755) 8307 1443, or email: CN.Doccheck@sgs.com

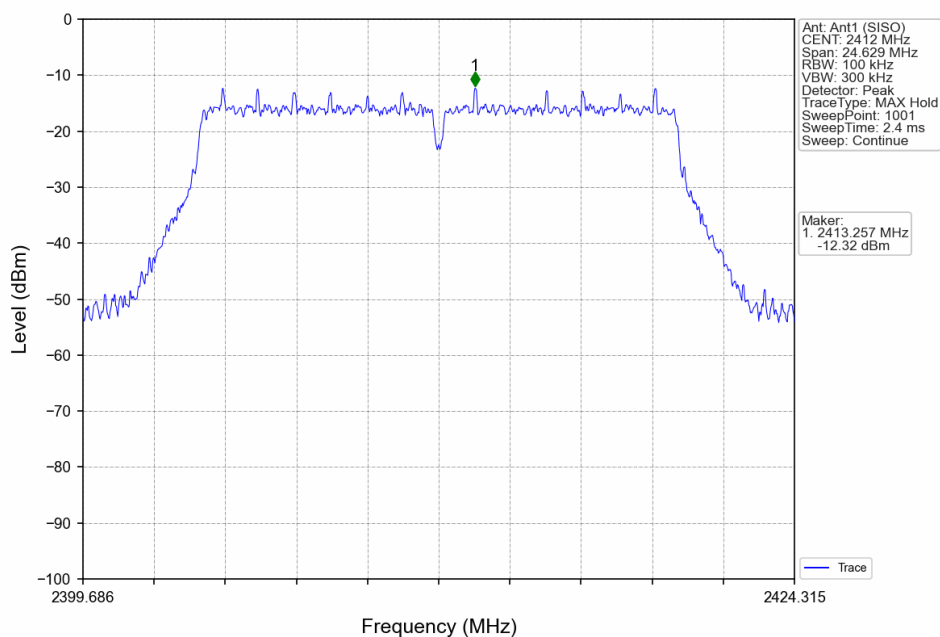
SGS-CSTC Standards Technical Services Co., Ltd.
Shenzhen Branch Testing & Calibration Laboratory

No.1 Workshop, M-10, Middle Section, Science & Technology Park, Nanshan District, Shenzhen, Guangdong, China 518057 t (86-755) 26012053 f (86-755) 26710594 www.sgs.com.cn
中国·广东·深圳市南山区科技园中区M-10栋1号厂房 邮编: 518057 t (86-755) 26012053 f (86-755) 26710594 sgs.china@sgs.com

802.11b_HCH_2462MHz_Ant1 (SISO)_NTNV



802.11g_LCH_2412MHz_Ant1 (SISO)_NTNV



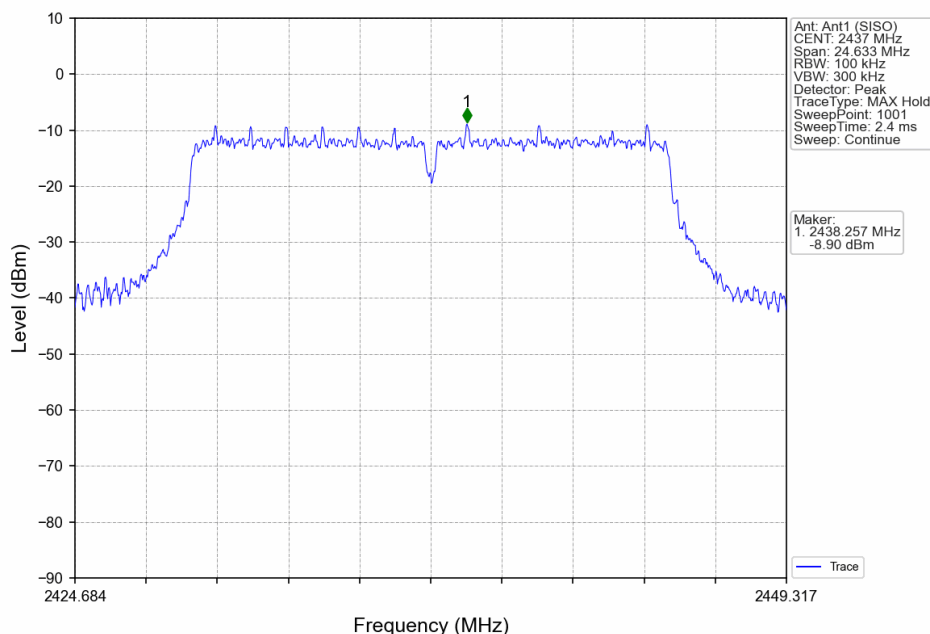
Unless otherwise agreed in writing, this document is issued by the Company subject to its General Conditions of Service printed overleaf, available on request or accessible at <https://www.sgs.com/en/Terms-and-Conditions>. Attention is drawn to the limitation of liability, indemnification and jurisdiction issues defined therein. Any holder of this document is advised that information contained hereon reflects the Company's findings at the time of its intervention only and within the limits of Client's instructions, if any. The Company's sole responsibility is to its Client and this document does not exonerate parties to a transaction from exercising all their rights and obligations under the transaction documents. This document cannot be reproduced except in full, without prior written approval of the Company. Any unauthorized alteration, forgery or falsification of the content or appearance of this document is unlawful and offenders may be prosecuted to the fullest extent of the law. Unless otherwise stated the results shown in this test report refer only to the sample(s) tested and such sample(s) are retained for 30 days only.

Attention: To check the authenticity of testing / inspection report & certificate, please contact us at telephone: (86-755) 8307 1443, or email: CN.Doccheck@sgs.com

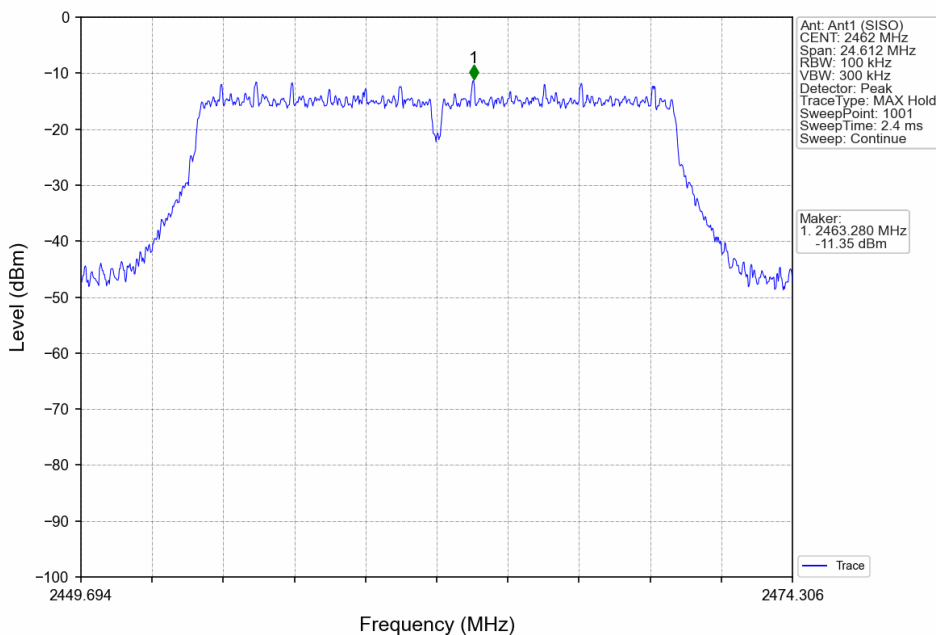
SGS-CSTC Standards Technical Services Co., Ltd.
Shenzhen Branch Testing & Calibration Laboratory

No.1 Workshop, M-10, Middle Section, Science & Technology Park, Nanshan District, Shenzhen, Guangdong, China 518057 t (86-755) 26012053 f (86-755) 26710594 www.sgs.com.cn
中国·广东·深圳市南山区科技园中区M-10栋1号厂房 邮编: 518057 t (86-755) 26012053 f (86-755) 26710594 sgs.china@sgs.com

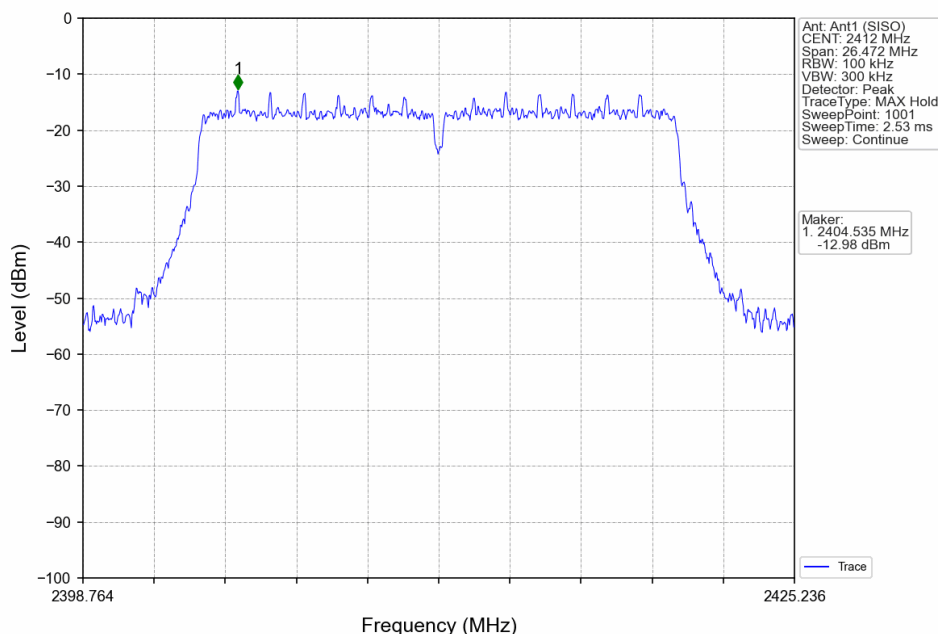
802.11g_MCH_2437MHz_Ant1 (SISO)_NTNV



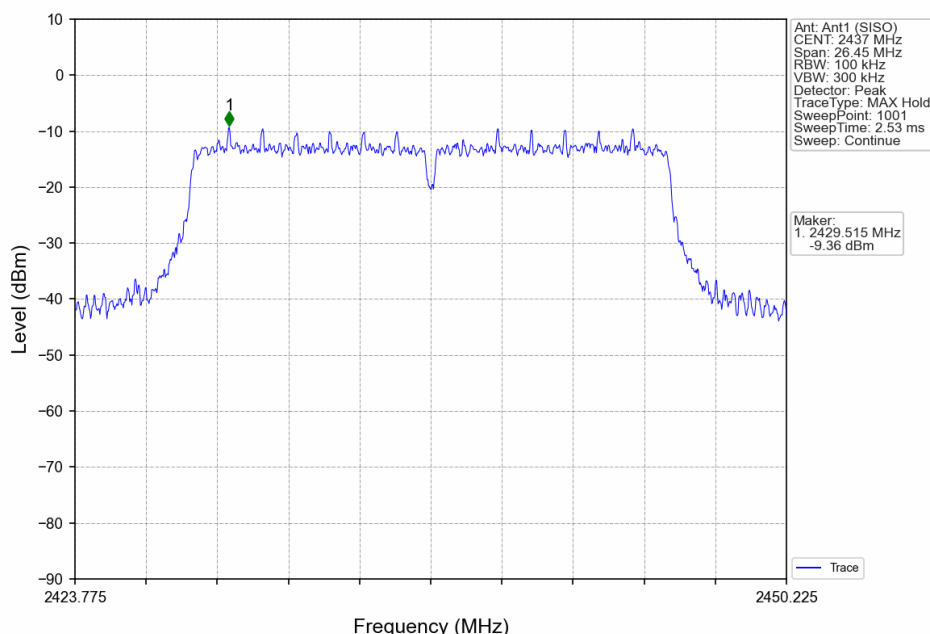
802.11g_HCH_2462MHz_Ant1 (SISO)_NTNV



802.11n(HT20)_LCH_2412MHz_Ant1 (SISO)_NTNV



802.11n(HT20)_MCH_2437MHz_Ant1 (SISO)_NTNV



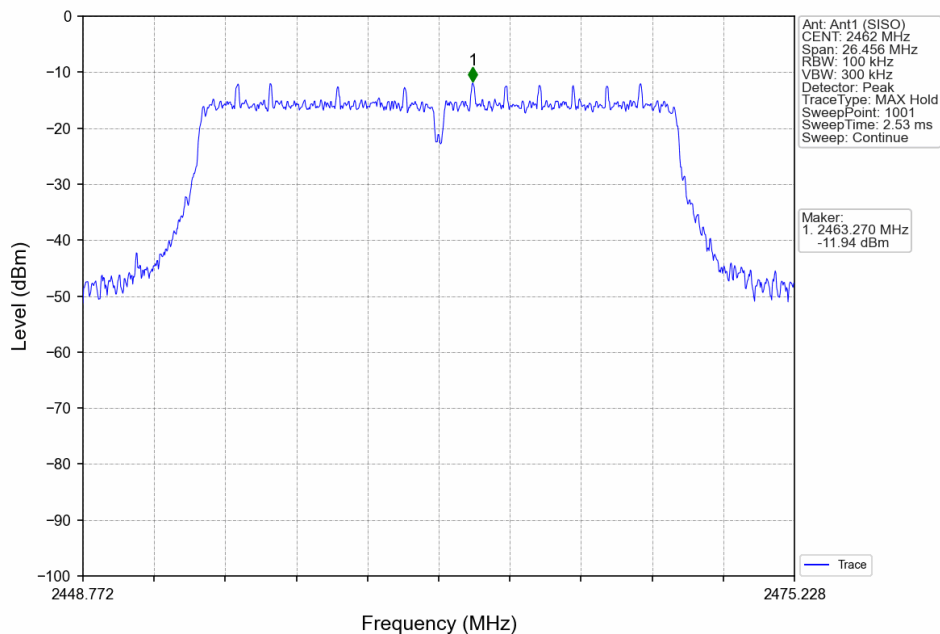
Unless otherwise agreed in writing, this document is issued by the Company subject to its General Conditions of Service printed overleaf, available on request or accessible at <https://www.sgs.com/en/Terms-and-Conditions>. Attention is drawn to the limitation of liability, indemnification and jurisdiction issues defined therein. Any holder of this document is advised that information contained hereon reflects the Company's findings at the time of its intervention only and within the limits of Client's instructions, if any. The Company's sole responsibility is to its Client and this document does not exonerate parties to a transaction from exercising all their rights and obligations under the transaction documents. This document cannot be reproduced except in full, without prior written approval of the Company. Any unauthorized alteration, forgery or falsification of the content or appearance of this document is unlawful and offenders may be prosecuted to the fullest extent of the law. Unless otherwise stated the results shown in this test report refer only to the sample(s) tested and such sample(s) are retained for 30 days only.

Attention: To check the authenticity of testing / inspection report & certificate, please contact us at telephone: (86-755) 8307 1443, or email: CN.Doccheck@sgs.com

SGS-CSTC Standards Technical Services Co., Ltd.
Shenzhen Branch Testing & Calibration Laboratory

No.1 Workshop, M-10, Middle Section, Science & Technology Park, Nanshan District, Shenzhen, Guangdong, China 518057 t (86-755) 26012053 f (86-755) 26710594 www.sgsgroup.com.cn
中国·广东·深圳市南山区科技园中区M-10栋1号厂房 邮编: 518057 t (86-755) 26012053 f (86-755) 26710594 sgs.china@sgs.com

802.11n(HT20)_HCH_2462MHz_Ant1 (SISO)_NTNV



Unless otherwise agreed in writing, this document is issued by the Company subject to its General Conditions of Service printed overleaf, available on request or accessible at <https://www.sgs.com/en/Terms-and-Conditions>. Attention is drawn to the limitation of liability, indemnification and jurisdiction issues defined therein. Any holder of this document is advised that information contained hereon reflects the Company's findings at the time of its intervention only and within the limits of Client's instructions, if any. The Company's sole responsibility is to its Client and this document does not exonerate parties to a transaction from exercising all their rights and obligations under the transaction documents. This document cannot be reproduced except in full, without prior written approval of the Company. Any unauthorized alteration, forgery or falsification of the content or appearance of this document is unlawful and offenders may be prosecuted to the fullest extent of the law. Unless otherwise stated the results shown in this test report refer only to the sample(s) tested and such sample(s) are retained for 30 days only.

Attention: To check the authenticity of testing / inspection report & certificate, please contact us at telephone: (86-755) 8307 1443, or email: CN.Doccheck@sgs.com

SGS-CSTC Standards Technical Services Co., Ltd. Shenzhen Branch

SZEMC-TRF-01 Rev. A/1

Report No.: SZCR231100356403

Page: 104 of 112

5.2 CSE

5.2.1 Test Result

| Mode | TX Type | Frequency (MHz) | ANT | Level of Reference (dBm) | Limit (dBm) | Verdict |
|----------------|---------|-----------------|-----|--------------------------|-------------|---------|
| 802.11b | SISO | 2412 | 1 | -6.78 | -36.78 | Pass |
| | | 2437 | 1 | -6.78 | -36.78 | Pass |
| | | 2462 | 1 | -6.78 | -36.78 | Pass |
| 802.11g | SISO | 2412 | 1 | -8.90 | -38.90 | Pass |
| | | 2437 | 1 | -8.90 | -38.90 | Pass |
| | | 2462 | 1 | -8.90 | -38.90 | Pass |
| 802.11n (HT20) | SISO | 2412 | 1 | -9.36 | -39.36 | Pass |
| | | 2437 | 1 | -9.36 | -39.36 | Pass |
| | | 2462 | 1 | -9.36 | -39.36 | Pass |



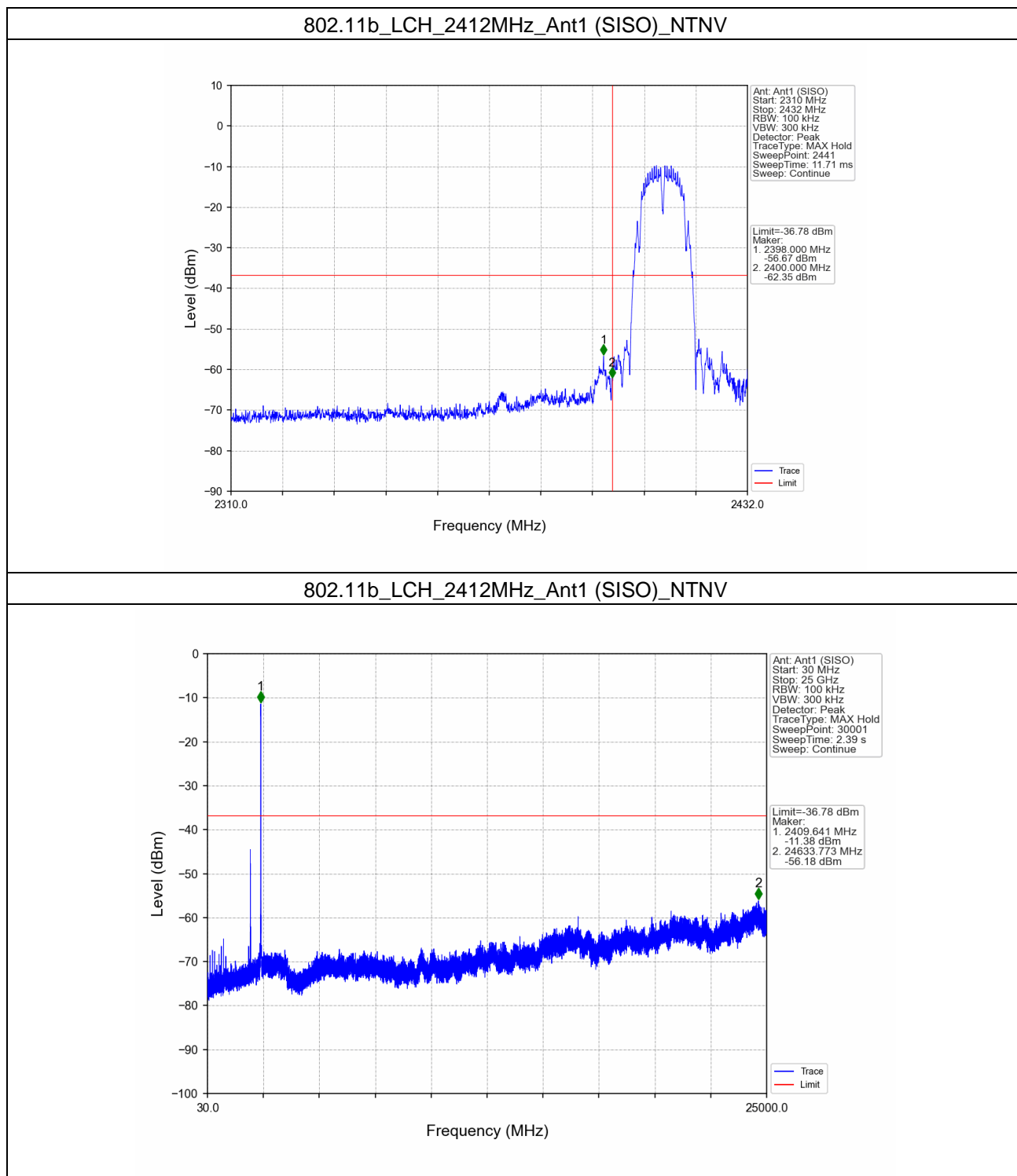
SGS-CSTC Standards Technical Services Co., Ltd.
Shenzhen Branch Inspection & Testing Laboratory

Unless otherwise agreed in writing, this document is issued by the Company subject to its General Conditions of Service printed overleaf, available on request or accessible at <https://www.sgs.com/en/Terms-and-Conditions>. Attention is drawn to the limitation of liability, indemnification and jurisdiction issues defined therein. Any holder of this document is advised that information contained hereon reflects the Company's findings at the time of its intervention only and within the limits of Client's instructions, if any. The Company's sole responsibility is to its Client and this document does not exonerate parties to a transaction from exercising all their rights and obligations under the transaction documents. This document cannot be reproduced except in full, without prior written approval of the Company. Any unauthorized alteration, forgery or falsification of the content or appearance of this document is unlawful and offenders may be prosecuted to the fullest extent of the law. Unless otherwise stated the results shown in this test report refer only to the sample(s) tested and such sample(s) are retained for 30 days only.

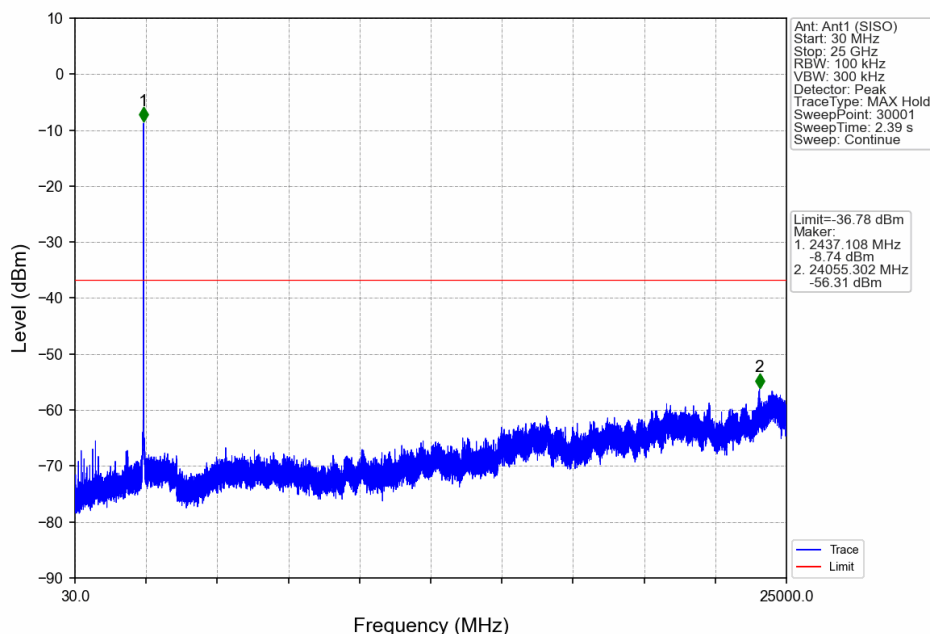
Attention: To check the authenticity of testing / inspection report & certificate, please contact us at telephone: (86-755) 8307 1443, or email: CN.Doccheck@sgs.com

No.1 Workshop, M-10, Middle Section, Science & Technology Park, Nanshan District, Shenzhen, Guangdong, China 518057 t (86-755) 26012053 f (86-755) 26710594 www.sgs.com.cn
中国·广东·深圳市南山区科技园中区M-10栋1号厂房 邮编: 518057 t (86-755) 26012053 f (86-755) 26710594 sgs.china@sgs.com

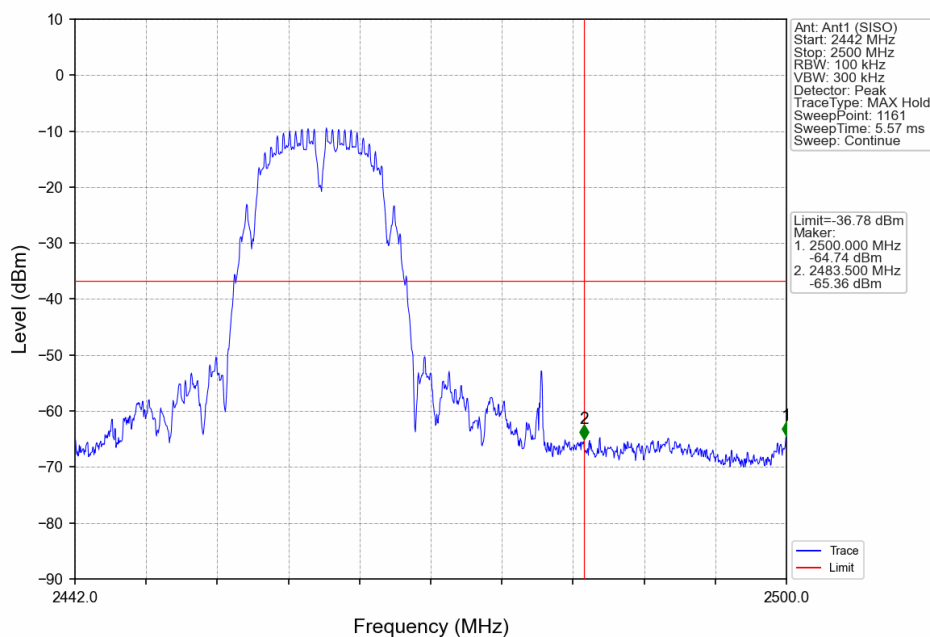
5.2.2 Test Graph



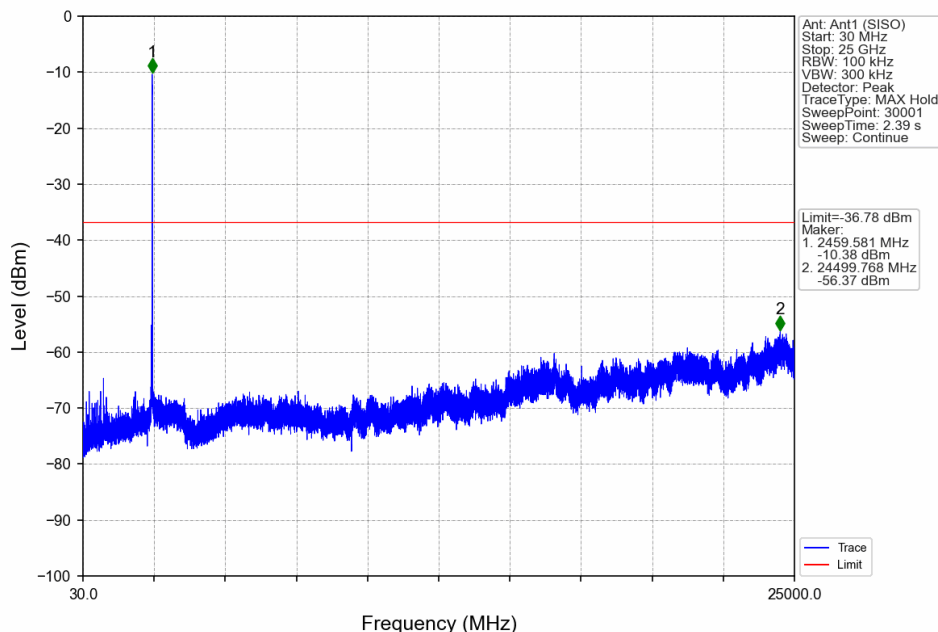
802.11b_MCH_2437MHz_Ant1 (SISO)_NTNV



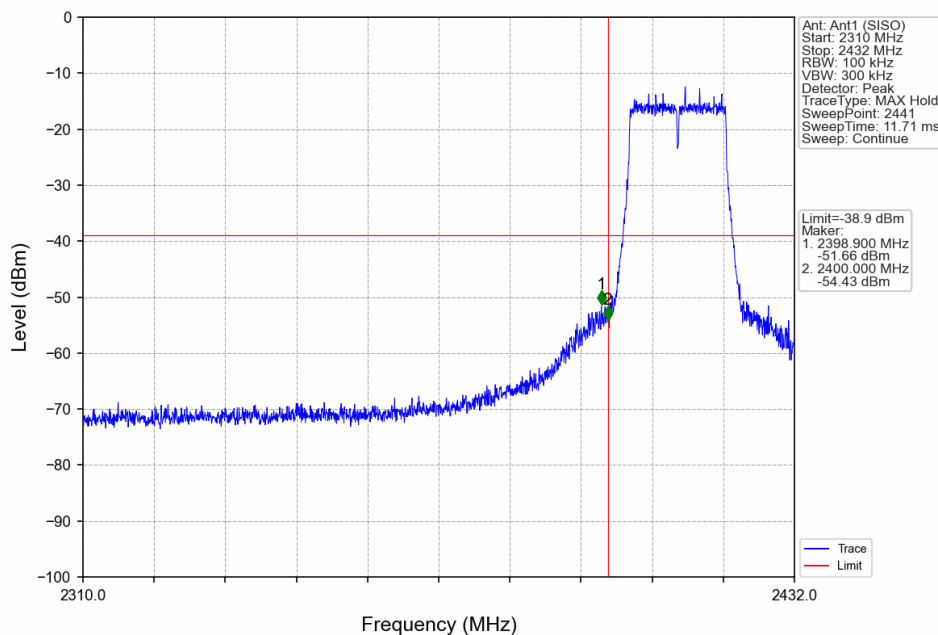
802.11b_HCH_2462MHz_Ant1 (SISO)_NTNV



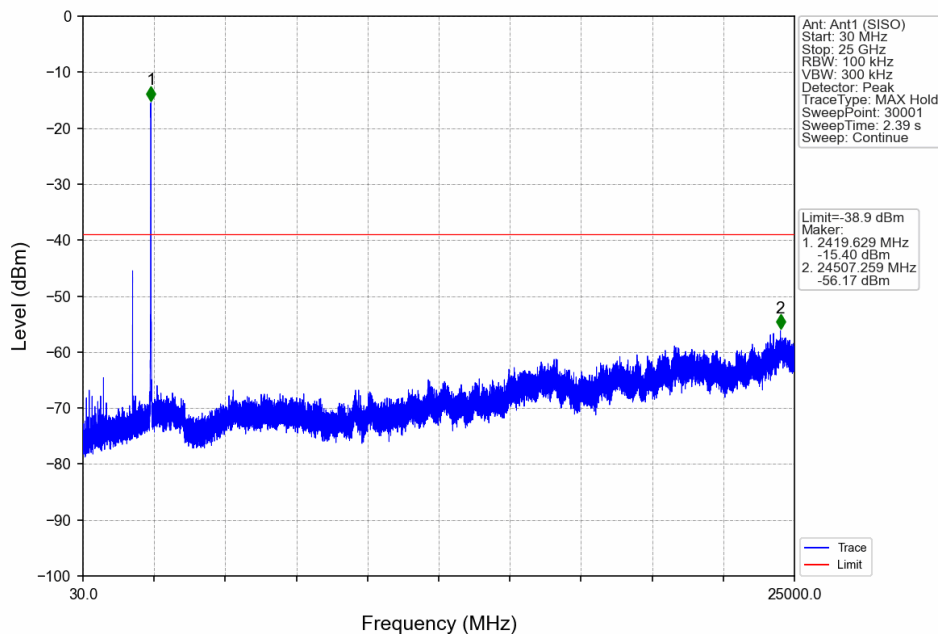
802.11b_HCH_2462MHz_Ant1 (SISO)_NTNV



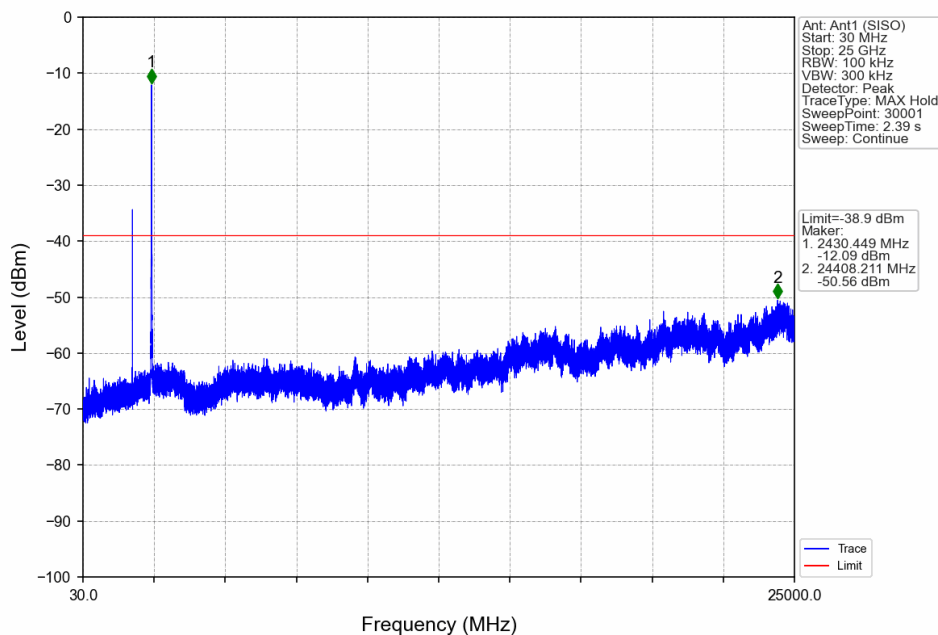
802.11g_LCH_2412MHz_Ant1 (SISO)_NTNV



802.11g_LCH_2412MHz_Ant1 (SISO)_NTNV



802.11g_MCH_2437MHz_Ant1 (SISO)_NTNV



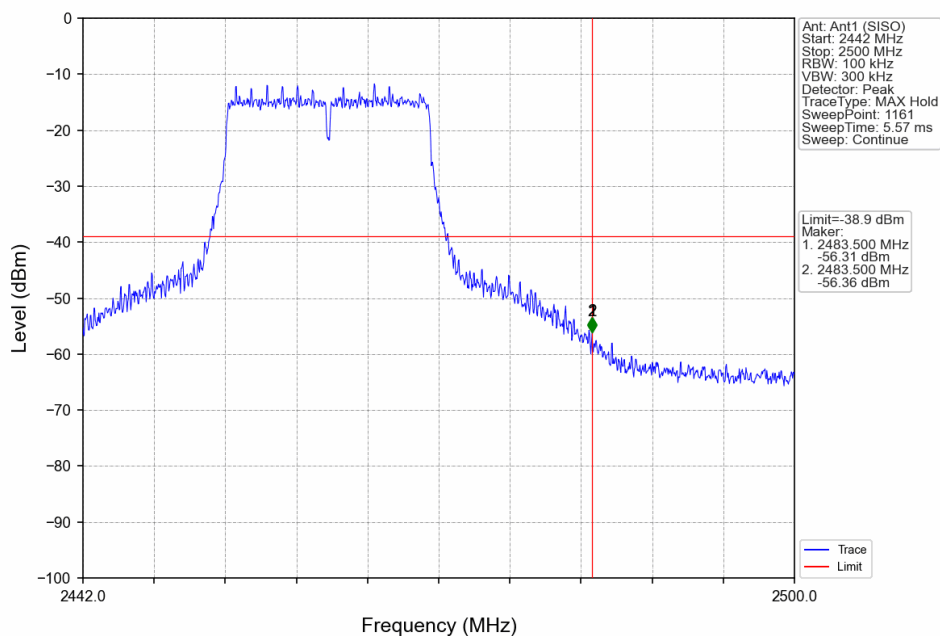
Unless otherwise agreed in writing, this document is issued by the Company subject to its General Conditions of Service printed overleaf, available on request or accessible at <https://www.sgs.com/en/Terms-and-Conditions>. Attention is drawn to the limitation of liability, indemnification and jurisdiction issues defined therein. Any holder of this document is advised that information contained hereon reflects the Company's findings at the time of its intervention only and within the limits of Client's instructions, if any. The Company's sole responsibility is to its Client and this document does not exonerate parties to a transaction from exercising all their rights and obligations under the transaction documents. This document cannot be reproduced except in full, without prior written approval of the Company. Any unauthorized alteration, forgery or falsification of the content or appearance of this document is unlawful and offenders may be prosecuted to the fullest extent of the law. Unless otherwise stated the results shown in this test report refer only to the sample(s) tested and such sample(s) are retained for 30 days only.

Attention: To check the authenticity of testing / inspection report & certificate, please contact us at telephone: (86-755) 8307 1443, or email: CN.Doccheck@sgs.com

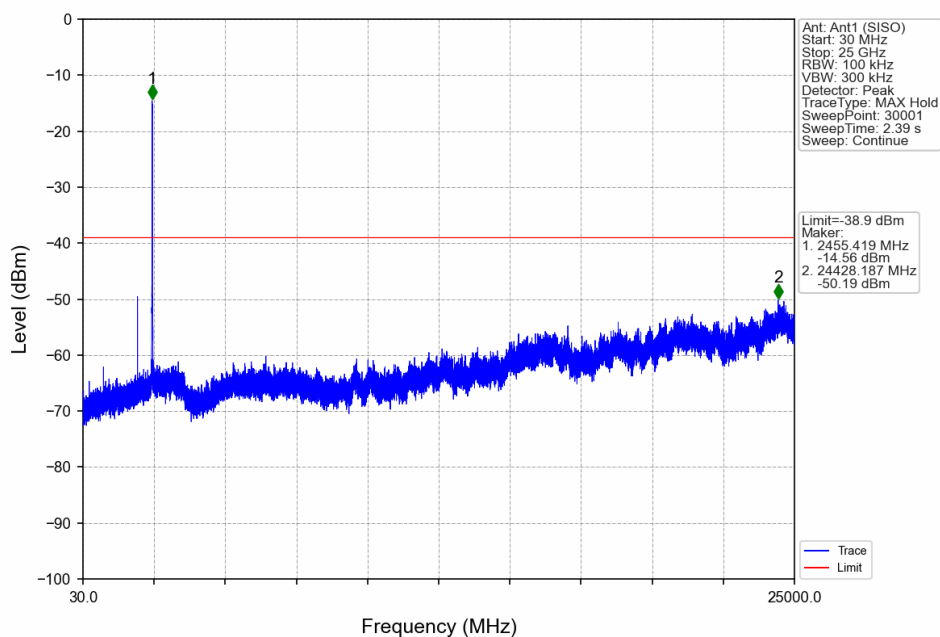
SGS-CSTC Standards Technical Services Co., Ltd.
Shenzhen Branch Inspection & Testing Laboratory

No.1 Workshop, M-10, Middle Section, Science & Technology Park, Nanshan District, Shenzhen, Guangdong, China 518057 t (86-755) 26012053 f (86-755) 26710594 www.sgsgroup.com.cn
中国·广东·深圳市南山区科技园中区M-10栋1号厂房 邮编: 518057 t (86-755) 26012053 f (86-755) 26710594 sgs.china@sgs.com

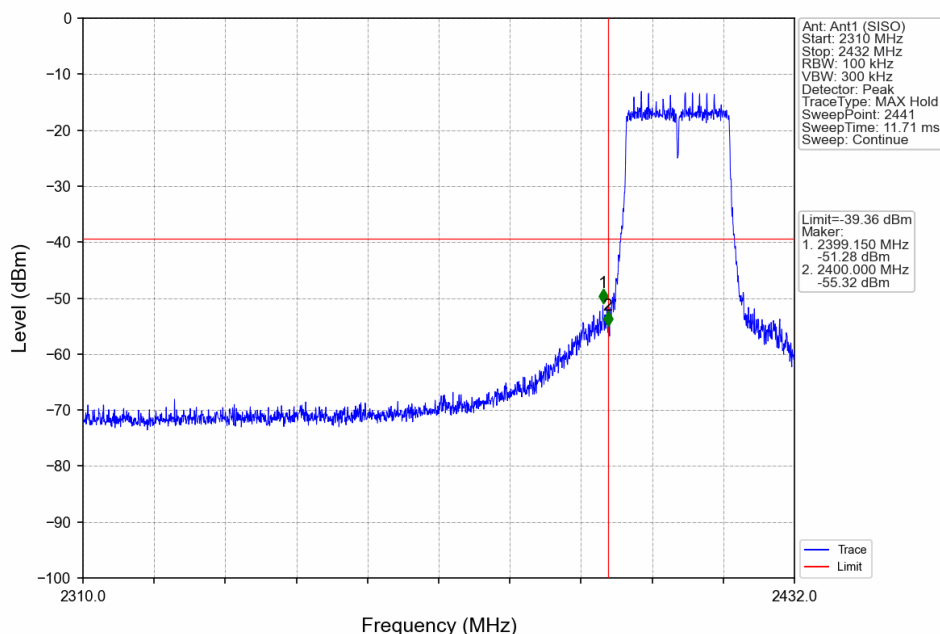
802.11g_HCH_2462MHz_Ant1 (SISO)_NTNV



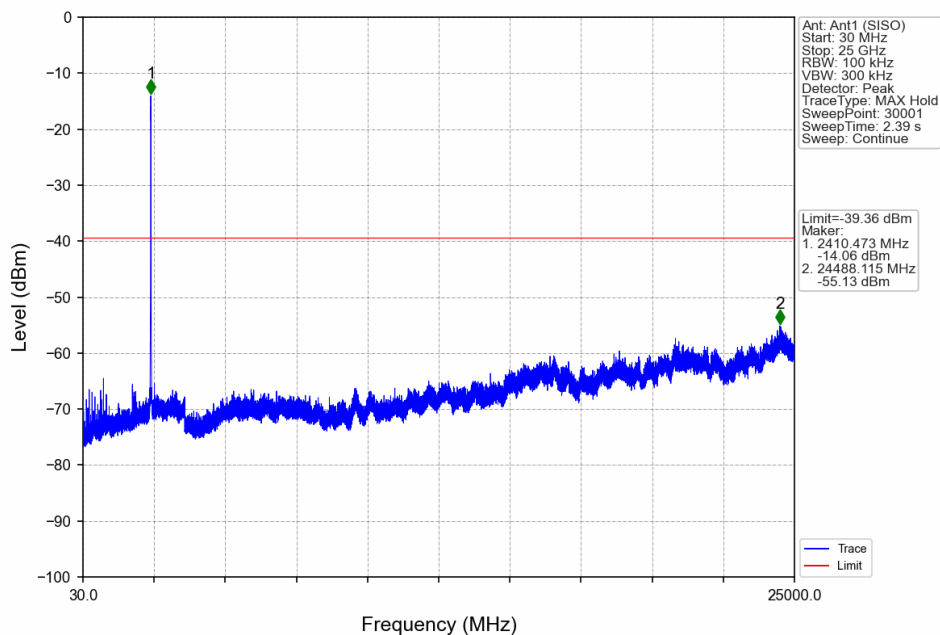
802.11g_HCH_2462MHz_Ant1 (SISO)_NTNV



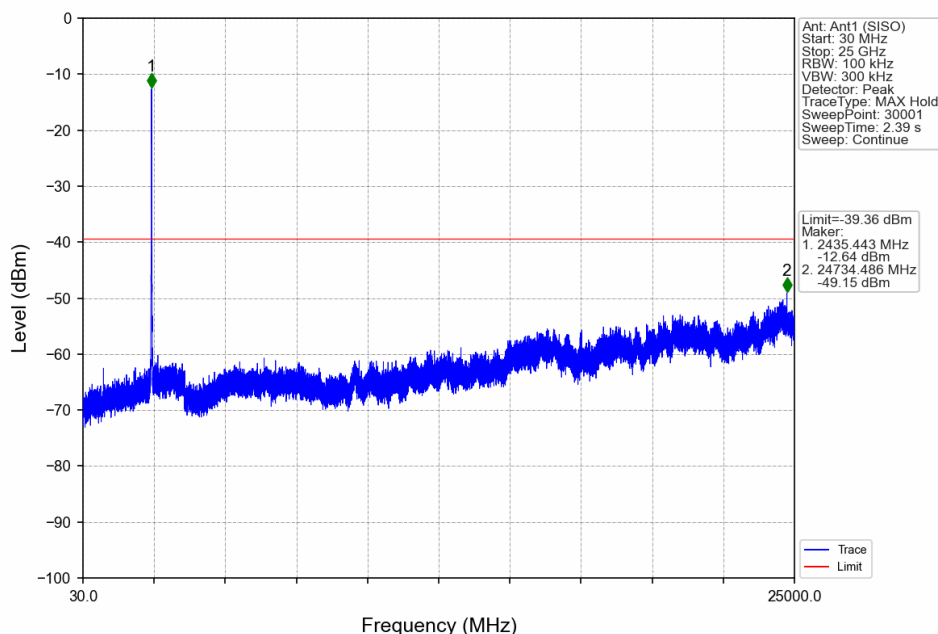
802.11n(HT20)_LCH_2412MHz_Ant1 (SISO)_NTNV



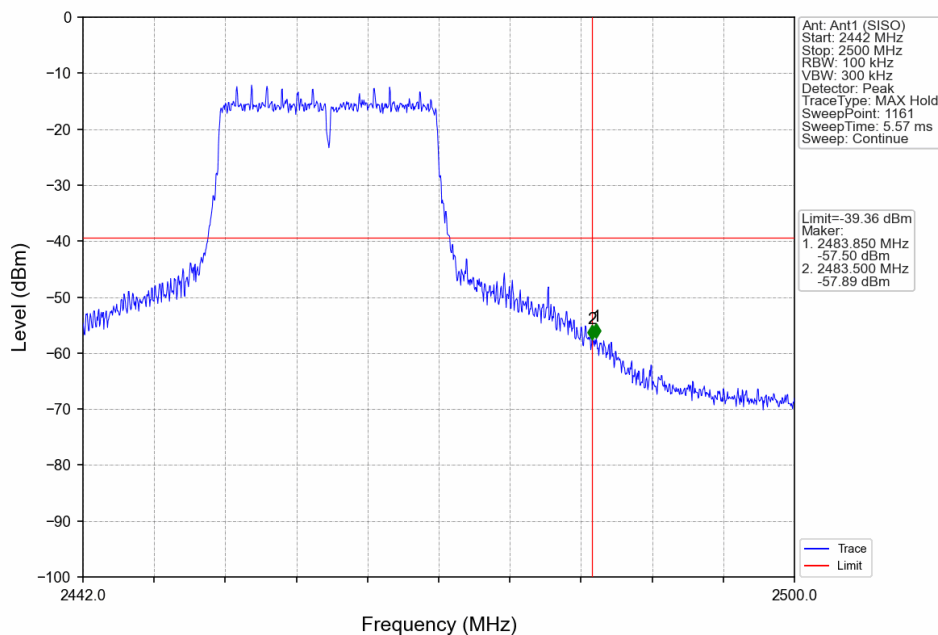
802.11n(HT20)_LCH_2412MHz_Ant1 (SISO)_NTNV

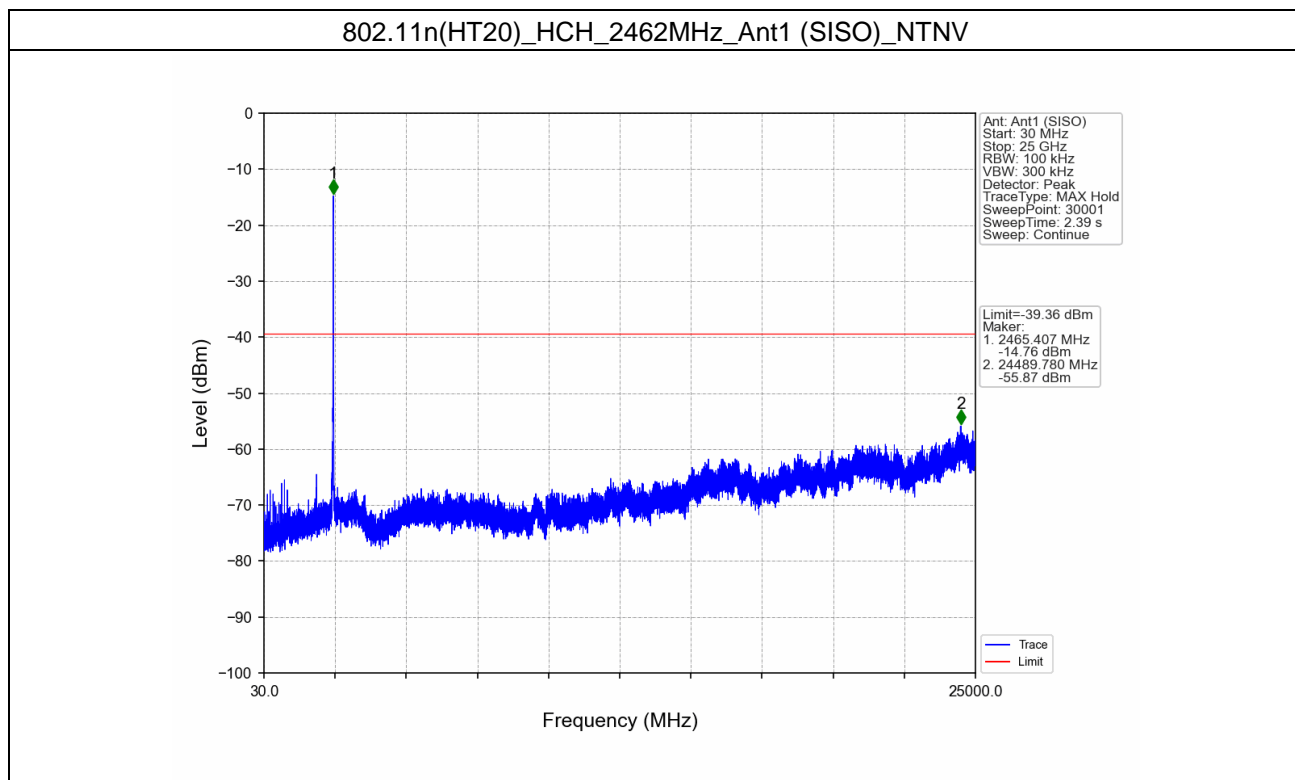


802.11n(HT20)_MCH_2437MHz_Ant1 (SISO)_NTNV



802.11n(HT20)_HCH_2462MHz_Ant1 (SISO)_NTNV





- End of the Report -

