



RF Exposure Evaluation

1 Measuring Standard

KDB 680106 D01 RF Exposure Wireless Charging App v03

And KDB Tracking Number 671578 ; TCB Workshop, October 2018, 5.2 RF Exposure Procedures

2 Requirements

According to the item 5 of KDB 680106 D01 RF Exposure Wireless Charging App v03:

(1) Power transfer frequency is less than 1 MHz.

Yes, 0.1115-0.205MHz

(2) Output power from each primary coil is less than or equal to 15 watts.

Yes, Max power 5W

(3) The transfer system includes only single primary and secondary coils. This includes charging systems that may have multiple primary coils and clients that are able to detect and allow coupling only between individual pairs of coils.

Yes

(4) Client device is placed directly in contact with the transmitter.

Yes

(5) Mobile exposure conditions only (portable exposure conditions are not covered by this exclusion).

No

(6) The aggregate H-field strengths at 15 cm surrounding the device and 20 cm above the top surface from all simultaneous transmitting coils are demonstrated to be less than 50% of the MPE limit.

Yes

Limits

The criteria listed in the following table shall be used to evaluate the environment impact of human exposure to radio frequency (RF) radiation as specified in 1.1307(b)

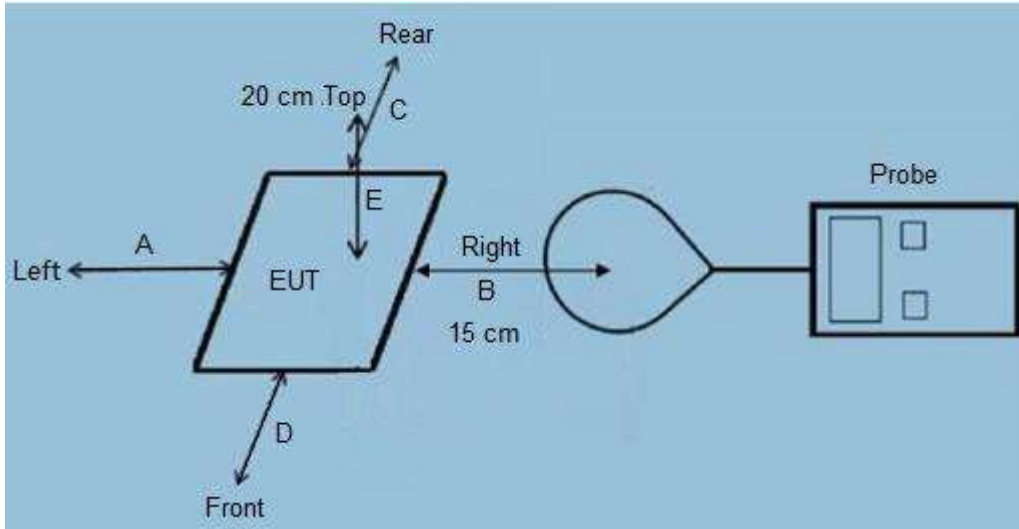
Limits for Maximum Permissible Exposure (MPE)

Frequency range (MHz)	Electric field strength (V/m)	Magnetic field strength (A/m)	Power density (mW/cm ²)	Averaging time (minutes)
(A) Limits for Occupational/Controlled Exposures				
0.3-3.0	614	1.63	*(100)	6
3.0-30	1842/f	4.89/f	*(900/f ²)	6
30-300	61.4	0.163	1.0	6
300-1500	/	/	f/300	6
1500-100,000	/	/	5	6
(B) Limits for General Population/Uncontrolled Exposure				
0.3-1.34	614	1.63	*(100)	30
1.34-30	824/f	2.19/f	*(180/f ²)	30
30-300	27.5	0.073	0.2	30
300-1500	/	/	f/1500	30
1500-100,000	/	/	1.0	30
F=frequency in MHz E=Plane-wave equivalent power density RF exposure compliance will need to be determined with respect to 1.1307(c) and (d) of the FCC rules. The emissions should be within the limits at 300kHz in Table 1 of 1.1310(use the 300kHz limits for 150kHz:614V/m,1.63A/m).				

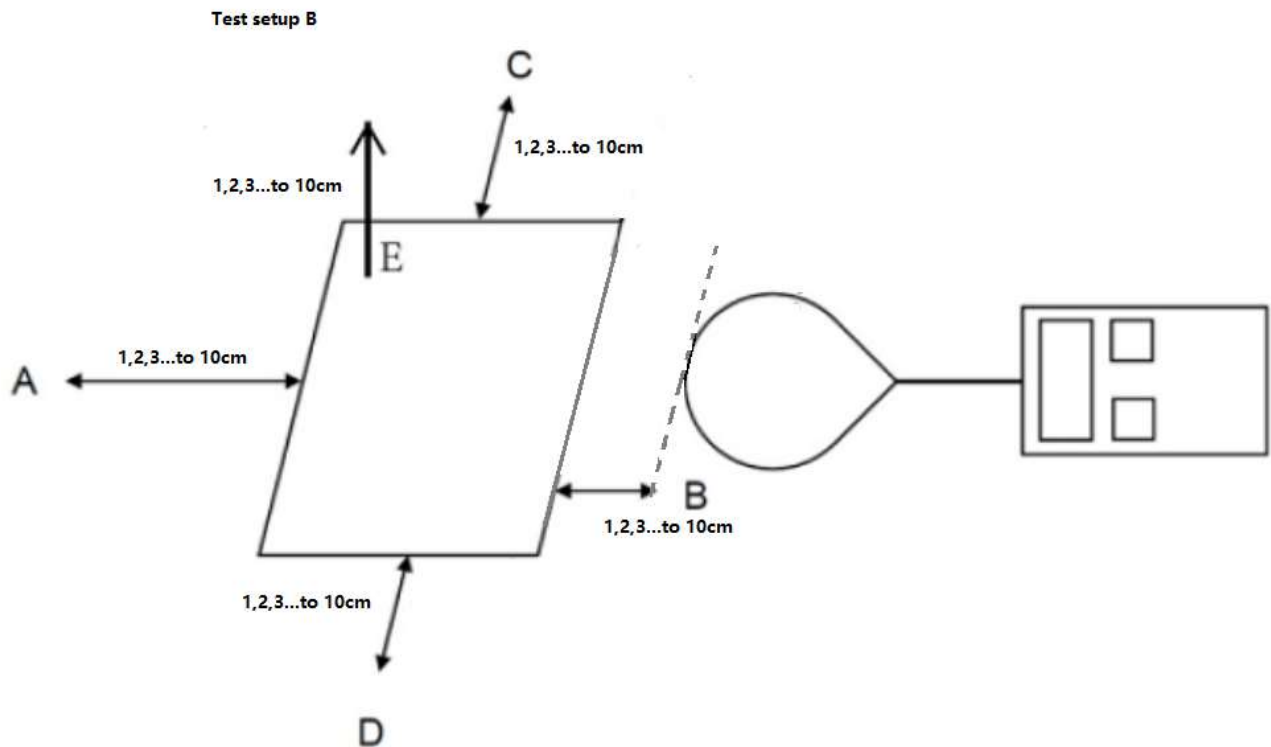


3 Test Setup

A:



B:



The report refers only to the sample tested and does not apply to the bulk.
This report is issued in confidence to the client and it will be strictly treated as such by the SHENZHEN TIMEWAY TESTING LABORATORIES. It may not be reproduced rather in its entirety or in part and it may not be used for advertising. The client to whom the report is issued may, however, show or send it or a certified copy there of prepared by the SHENZHEN TIMEWAY TESTING LABORATORIES to his customer. Supplier or others persons directly concerned. SHENZHEN TIMEWAY TESTING LABORATORIES will not, without the consent of the client enter into any discussion of correspondence with any third party concerning the contents of the report.
In the event of the improper use of the report. The SHENZHEN TIMEWAY TESTING LABORATORIES reserves the rights to withdraw it and to adopt any other remedies which may be appropriate.



4 Test Procedure

- 1) The RF exposure test was performed in an echoic chamber;
- 2) The measurement probe was placed at test distance(15 cm from edges, 20 cm from top) Which is between the edge of the charger and the geometric center of probe, for test setup A;
- 3) In addition to what is described in KDB 680106 D01, please measure and provide magnetic and electrical field strength at a distance 10cm to 1cm at 1cm iteration, i.e. at a distance of 10cm, 9cm, 8cm, 1cm. Which is between the edge of the charger and the edge of probe, for test setup B;
- 4) The highest emission level was recorded and compared with limit as soon as measurement of each points (A,B, C,D, E)were completed;
- 5) The EUT was measured according to the dictates of KDB680106D01v03; And KDB Tracking Number 671578 ; TCB Workshop, October 2018, 5.2 RF Exposure Procedures

Remark: The EUT' s test position A, B,C, D and E is valid for the E and H field measurements.

5 Test Instruments list

Test Equipment	Manufacturer	Model No.	SN.	Cal.Date (mm-dd-yy)	Cal.Due date (mm-dd-yy)
EMF Meter	NARDA	ELT-400	N-0356	Oct 11, 2019	Oct 10, 2020
EMF probe	NARDA	B-Field Probe	M-0812	Oct 11, 2019	Oct 10, 2020

6 Test Result

Test Result for Test setup A:

Note: Frequency Range 0.1115-0.205 (MHz); <5%, 50 %, > 90% load all have been tested, Only worse case Max load (>90%) is reported.

E-Filed Strength at (15 cm from edges A, B, C, D, 20 cm from top E) surrounding the EUT (V/m)

Charging Load Worse case	Test Position A(V/m)	Test Position B(V/m)	Test Position C(V/m)	Test Position D(V/m)	Test Position E(V/m)	Limits (V/m)
Max load	1.46	1.35	1.32	1.21	1.30	614

H-Filed Strength at (15 cm from edges A, B, C, D, 20 cm from top E) surrounding the EUT (A/m)

Charging Load Worse case	Test Position A(A/m)	Test Position B(A/m)	Test Position C(A/m)	Test Position D(A/m)	Test Position E(A/m)	Limits (A/m)
Max load	0.48	0.52	0.37	0.33	0.34	1.63

The report refers only to the sample tested and does not apply to the bulk.

This report is issued in confidence to the client and it will be strictly treated as such by the SHENZHEN TIMEWAY TESTING LABORATORIES. It may not be reproduced rather in its entirety or in part and it may not be used for advertising. The client to whom the report is issued may, however, show or send it or a certified copy thereof prepared by the SHENZHEN TIMEWAY TESTING LABORATORIES. to his customer. Supplier or others persons directly concerned. SHENZHEN TIMEWAY TESTING LABORATORIES. will not, without the consent of the client enter into any discussion of correspondence with any third party concerning the contents of the report.

In the event of the improper use of the report. The SHENZHEN TIMEWAY TESTING LABORATORIES.reserves the rights to withdraw it and to adopt any other remedies which may be appropriate.



Test Result for Test setup B:

Note: Frequency Range 0.1115-0.205 (MHz); <5%, 50%, >90% load all have been tested, Only worse case Max load (>90%) is reported.

E-Filed Strength at (distance 10cm to 1cm at 1cm iteration, i.e. at a distance of 10cm, 9cm, 8cm, 1cm, Which is between the edge of the charger and the edge of probe,) surrounding the EUT (V/m)

Test distance (cm)	Test Position A(V/m)	Test Position B(V/m)	Test Position C(V/m)	Test Position D(V/m)	Test Position E(V/m)	Limits (V/m)
1	3.11	3.07	2.95	2.89	2.91	614
2	2.79	2.71	2.62	2.50	2.64	614
3	2.51	2.45	2.42	2.34	2.40	614
4	2.24	2.21	2.14	2.11	2.25	614
5	2.20	2.15	2.09	1.92	2.05	614
6	2.09	1.95	1.89	1.85	1.88	614
7	1.87	1.76	1.72	1.65	2.79	614
8	1.74	1.67	1.56	1.48	1.61	614
9	1.55	1.43	1.35	1.29	1.32	614
10	1.42	1.35	1.21	1.19	1.30	614

H-Filed Strength at (distance 10cm to 1cm at 1cm iteration, i.e. at a distance of 10cm, 9cm, 8cm, 1cm, Which is between the edge of the charger and the edge of probe,) surrounding the EUT (A/m)

Test distance (cm)	Test Position A(A/m)	Test Position B(A/m)	Test Position C(A/m)	Test Position D(A/m)	Test Position E(A/m)	Limits (A/m)
1	0.94	1.03	0.98	0.81	0.85	1.63
2	0.86	0.92	0.81	0.74	0.78	1.63
3	0.82	0.85	0.73	0.61	0.65	1.63
4	0.79	0.81	0.72	0.59	0.63	1.63
5	0.74	0.77	0.66	0.58	0.52	1.63
6	0.67	0.70	0.51	0.46	0.40	1.63
7	0.52	0.55	0.43	0.41	0.37	1.63
8	0.42	0.47	0.36	0.34	0.24	1.63
9	0.34	0.41	0.30	0.25	0.23	1.63
10	0.27	0.32	0.25	0.21	0.15	1.63


The report refers only to the sample tested and does not apply to the bulk.

This report is issued in confidence to the client and it will be strictly treated as such by the SHENZHEN TIMEWAY TESTING LABORATORIES. It may not be reproduced rather in its entirety or in part and it may not be used for advertising. The client to whom the report is issued may, however, show or send it or a certified copy thereof prepared by the SHENZHEN TIMEWAY TESTING LABORATORIES to his customer. Supplier or others persons directly concerned. SHENZHEN TIMEWAY TESTING LABORATORIES will not, without the consent of the client enter into any discussion of correspondence with any third party concerning the contents of the report.

In the event of the improper use of the report. The SHENZHEN TIMEWAY TESTING LABORATORIES reserves the rights to withdraw it and to adopt any other remedies which may be appropriate.



7. Test setup Photo



Test Engineer: Alan geng

Reviewer: Terry Tang

Test date: 2020-Mar-23

Test date: 2020-Mar-23

The report refers only to the sample tested and does not apply to the bulk.
This report is issued in confidence to the client and it will be strictly treated as such by the SHENZHEN TIMEWAY TESTING LABORATORIES. It may not be reproduced in its entirety or in part and it may not be used for advertising. The client to whom the report is issued may, however, show or send it, or a certified copy thereof prepared by the SHENZHEN TIMEWAY TESTING LABORATORIES, to his customer, supplier or other persons directly concerned. SHENZHEN TIMEWAY TESTING LABORATORIES will not, without the consent of the client enter into any discussion of correspondence with any third party concerning the contents of the report.
In the event of the improper use of the report, the SHENZHEN TIMEWAY TESTING LABORATORIES reserves the right to withdraw it and to adopt any other remedies which may be appropriate.