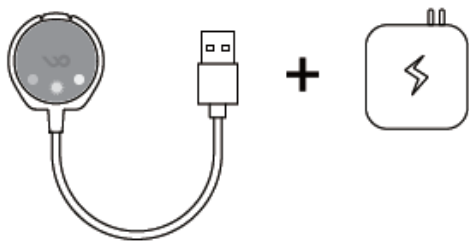


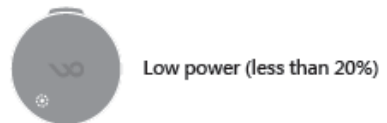
Sensor user manual

usage method :

- 1.Insert the sensor charging base into the 5V USB output port and snap the sensor onto the charging base. At this time, the indicator light of the sensor will flash repeatedly



Quantity of electricity




Low power (less than 20%)

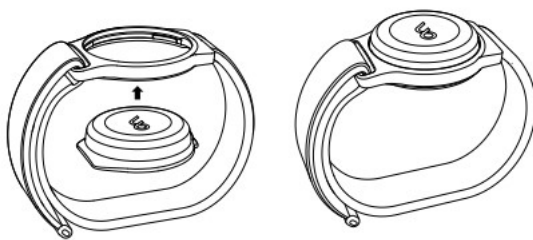


Charging cycle lamp

- 2.When the sensor is fully charged, three indicator lights will be on,At this time, the sensor can be removed and the wristband can be put in;



Charging complete



- 3.Connection: the indicator light in the middle of the sensor will flash slowly to turn on the Bluetooth search of the mobile phone;



Breathing lamp

Waiting for connection



Search sensor



Connection successful

Wake up and connect



Dormant



Wake up (three flashes)



Shake to wake up TRACKER

Firmware update

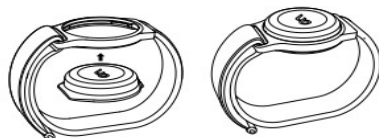


Firmware updating

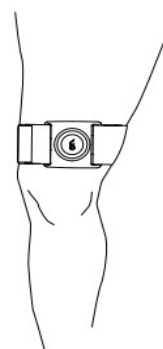
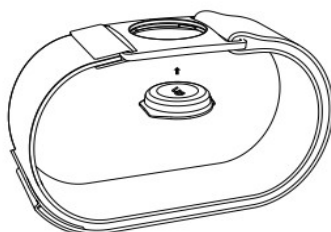
Sensor installation instructions

Put the sensor product into the corresponding middle frame with bandage and wear it on the leg or arm, as shown in the figure below

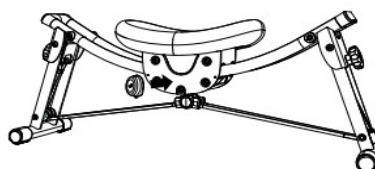
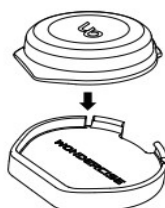
Watch strap



Hamstring



Magnetic fastener seat



This device complies with part 15 of the FCC Rules. Operation is subject to the following two conditions: (1) This device may not cause harmful interference, and (2) this device must accept any interference received, including interference that may cause undesired operation.

FCCID:XXXXXXXX

FCC statement

This equipment has been tested and found to comply with the limits for a Class B digital device, pursuant to Part 15 of the FCC Rules. These limits are designed to provide reasonable protection against harmful interference in a residential installation. This equipment generates, uses and can radiate radio frequency energy and, if not installed and used in accordance with the instructions, may cause harmful interference to radio communications.

However, there is no guarantee that interference will not occur in a particular installation.

- If this equipment does cause harmful interference to radio or television reception, which can be determined by turning the equipment off and on, the user is encouraged to try to correct the interference by one or more of the following measures:

- Reorient or relocate the receiving antenna.

- Increase the separation between the equipment and receiver.

- Connect the equipment into an outlet on a circuit different from that to which the receiver is connected.

- Consult the dealer or an experienced radio/TV technician for help.

RF exposure warning

The equipment complies with FCC RF exposure limits set forth for an uncontrolled environment.

The equipment must not be co-located or operating in conjunction with any other antenna or transmitter.

This device complies with Industry Canada licence-exempt RSS standard(s). Operation is subject to the following two conditions: (1) this device may not cause interference, and (2) this device must accept any interference, including interference that may cause undesired operation of the device.

Le présent appareil est conforme aux CNR d'Industrie Canada applicables aux appareils radio exempts de licence. L'exploitation est autorisée aux deux conditions suivantes : (1) l'appareil ne doit pas produire de brouillage, et (2) l'utilisateur de l'appareil doit accepter tout brouillage radio électrique subi, même si le brouillage est susceptible d'en compromettre le fonctionnement.

IC RF Exposure statement

Radiation Exposure Statement:

This equipment complies with IC radiation exposure limits set forth for an uncontrolled environment. This equipment should be installed and operated with minimum distance 20cm between the radiator & your body.

D é clarification d' exposition aux radiations:

Cet é quipement est conforme aux limites d' exposition aux rayonnements IC é tablies pour un environnement non contrôl é . Cet é quipement doit ê tre install é et utilis é avec un minimum de 20cm de distance entre la source de rayonnement et votre corps.


Manufacturer: WONDERCISE LIMITED

Manufacturer address: 15/F LOCKHART CTR 301-307, LOCKHART RD., WANCHAI, HK

WONDERCISE

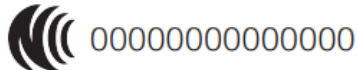
Product Name : Wondercise Tracker

Product Number : TR-01

Input Voltage : USB5V 

Made in China

Input Current : 400mA (max)



CMIIT ID : 0000000000



RoHS

FCC FCC ID : 2AQIRWDCTR-01
IC : 24078-WDCTR-01



D00000
RoHS

CE UK CA



R

000-000000

