


.Antenna Description:

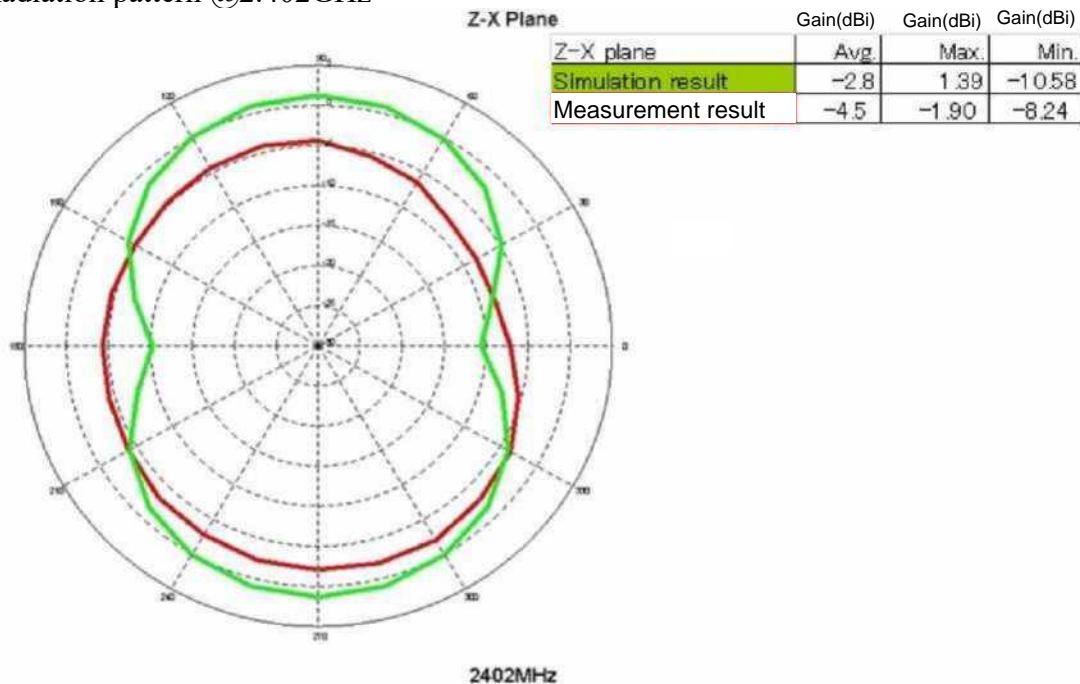
Antenna plate	Monopole Antenna
Antenna peak gain	1.0 dBi
Frequency range	2.402MHz~2.480MHz
Connect type	Direct Connect
manufacturer	Shenzhen Xinxin Zhilian Technology Co., Ltd
model	The PCB has a built-in antenna

2. Picture of antenna

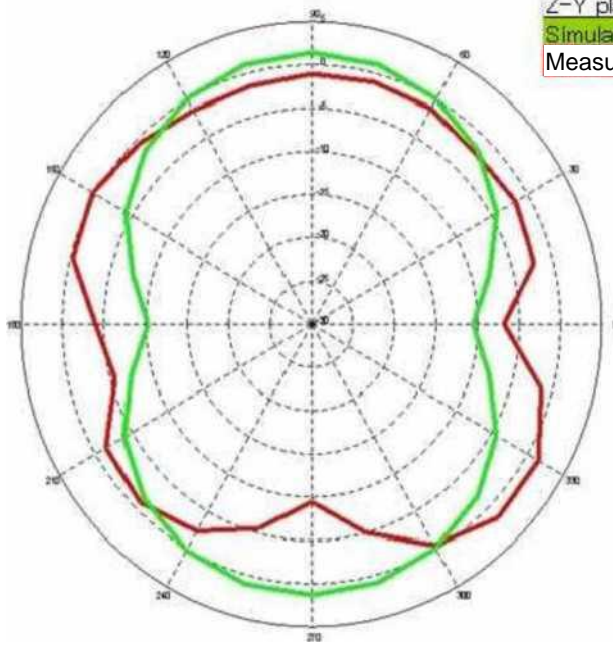


3.

Radiation pattern @2.402GHz



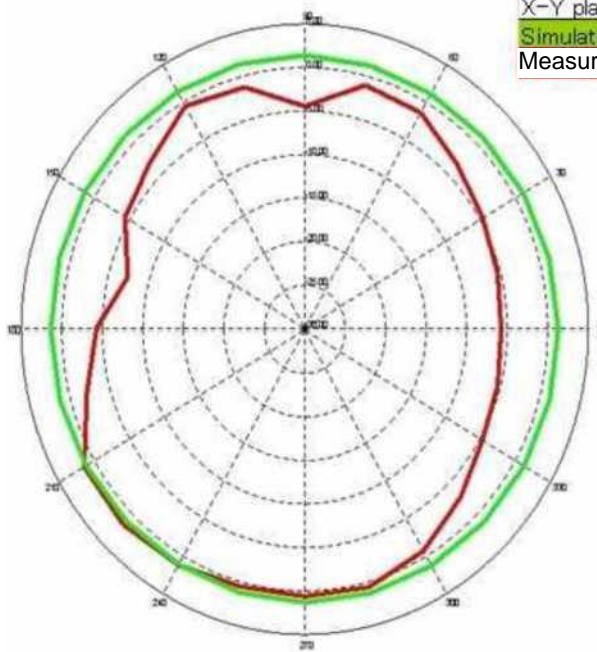
Z-Y Plane



	Gain(dBi)	Gain(dBi)	Gain(dBi)
Z-Y plane	Avg.	Max.	Min.
Simulation result	-2.8	-1.45	-10.58
Measurement result	-2.1	0.45	-9.42

2402MHz

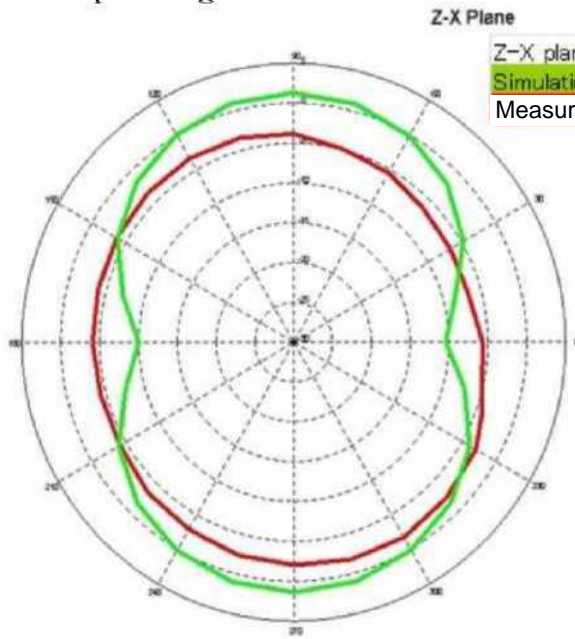
X-Y Plane



	Gain(dBi)	Gain(dBi)	Gain(dBi)
X-Y plane	Avg.	Max.	Min.
Simulation result	0.3	0.5	0.15
Measurement result	-2.3	0.7	-7.34

2402MHz

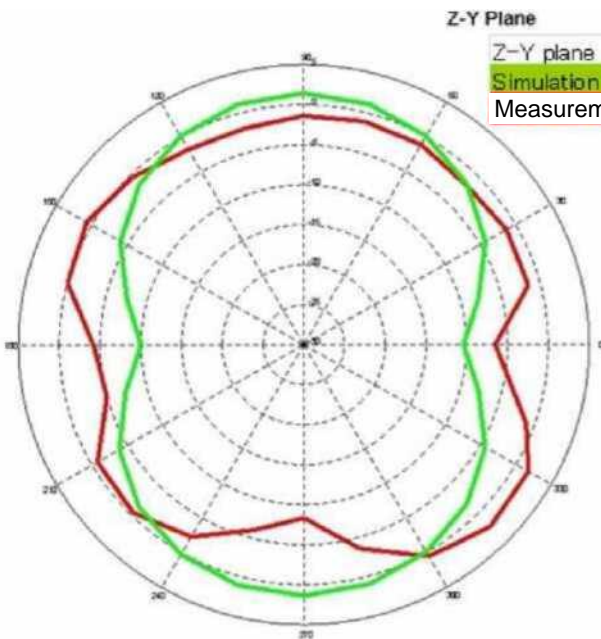
Radiation pattern @2.441 GHz



Z-X Plane

	Gain(dBi)	Gain(dBi)	Gain(dBi)
Z-X plane	Avg.	Max.	Min.
Simulation result	-2.7	1.44	-10.39
Measurement result	-3.9	-1.65	-6.68

2441MHz

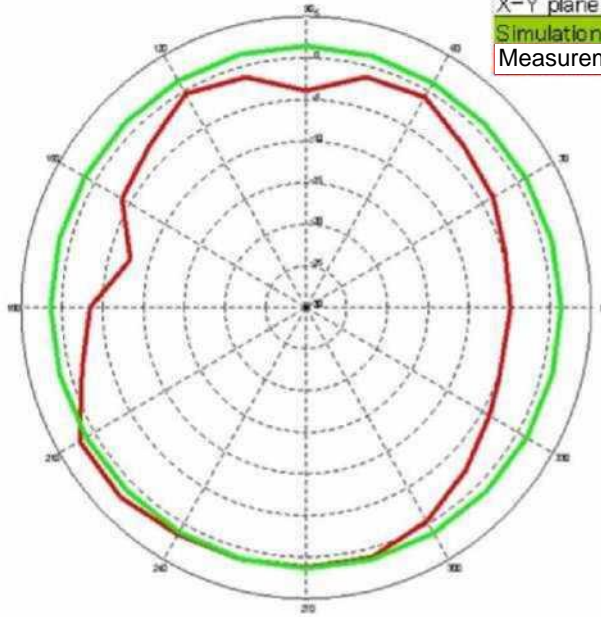


Z-Y Plane

	Gain(dBi)	Gain(dBi)	Gain(dBi)
Z-Y plane	Avg.	Max.	Min.
Simulation result	-1.7	0.5	-10.39
Measurement result	-1.8	1.0	-8.31

2441MHz

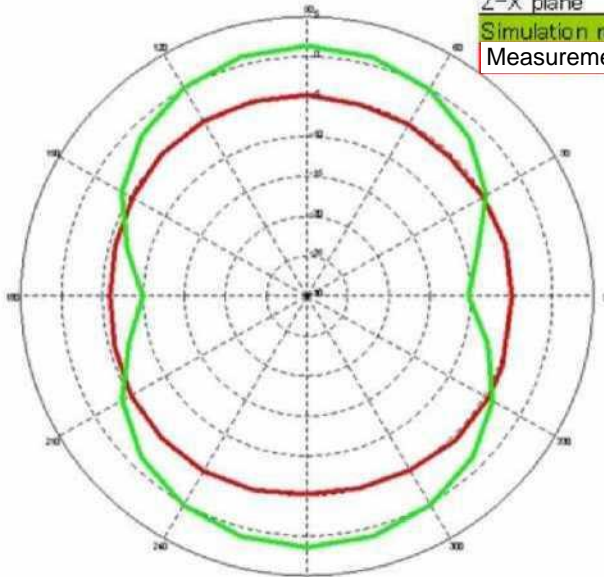
X-Y Plane



	Gain(dBi)	Gain(dBi)	Gain(dBi)
X-Y plane	Avg.	Max.	Min.
Simulation result	-0.4	-0.17	-1.55
Measurement result	-1.8	1.0	-7.64

2441MHz

Gain(dBi) Gain(dBi) Gain(dBi)



Z-X plane	Avg.	Max.	Min.
Simulation result	-2.7	1.5	-10.25
Measurement result	-5.0	-4.35	-5.88

2480MHz

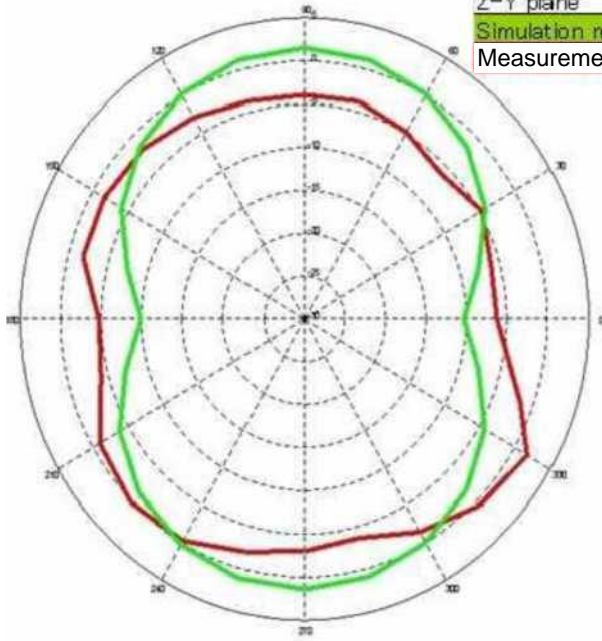
Radiation pattern @2.480GHz

Z-X Plane

Z-Y Plane

Gain(dBi) Gain(dBi) Gain(dBi)

Z-Y plane	Avg.	Max.	Min.
Simulation result	-2.7	0.55	-10.25
Measurement result	-2.8	0.82	-6.16

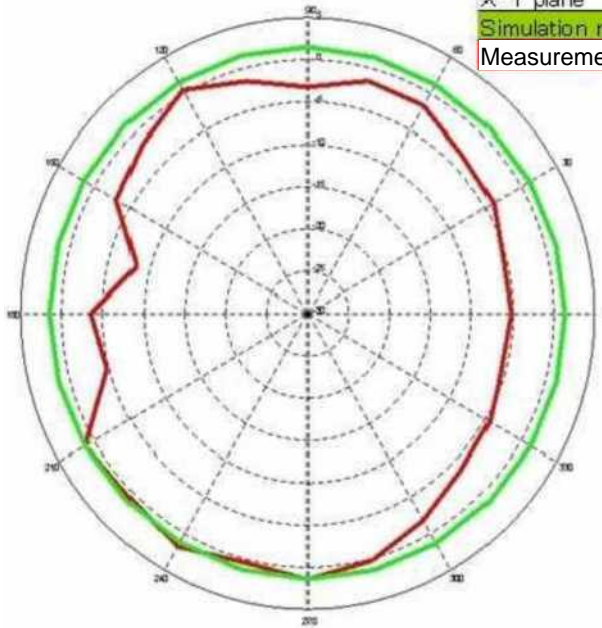


2480MHz

X-Y Plane

Gain(dBi) Gain(dBi) Gain(dBi)

X-Y plane	Avg.	Max.	Min.
Simulation result	0.4	0.61	0.22
Measurement result	-2.3	0.82	-8.38



2480MHz