



Shenzhen Boomtech Industry Co., Ltd.

Antenna Datasheet

Customer Name	Shenzhen Boomtech Industry Co.,Ltd.
Product Model	BT-2.45GHz

1.Project specification

NC	Content	Page Number
1	Project specification	1
2	Electrical performance test report	2
3	Product graph	2
4	Network analyzer graph	3
5	Efficiency and Gain test results	4
6	Radiation pattern	5



2. Electrical performance test report

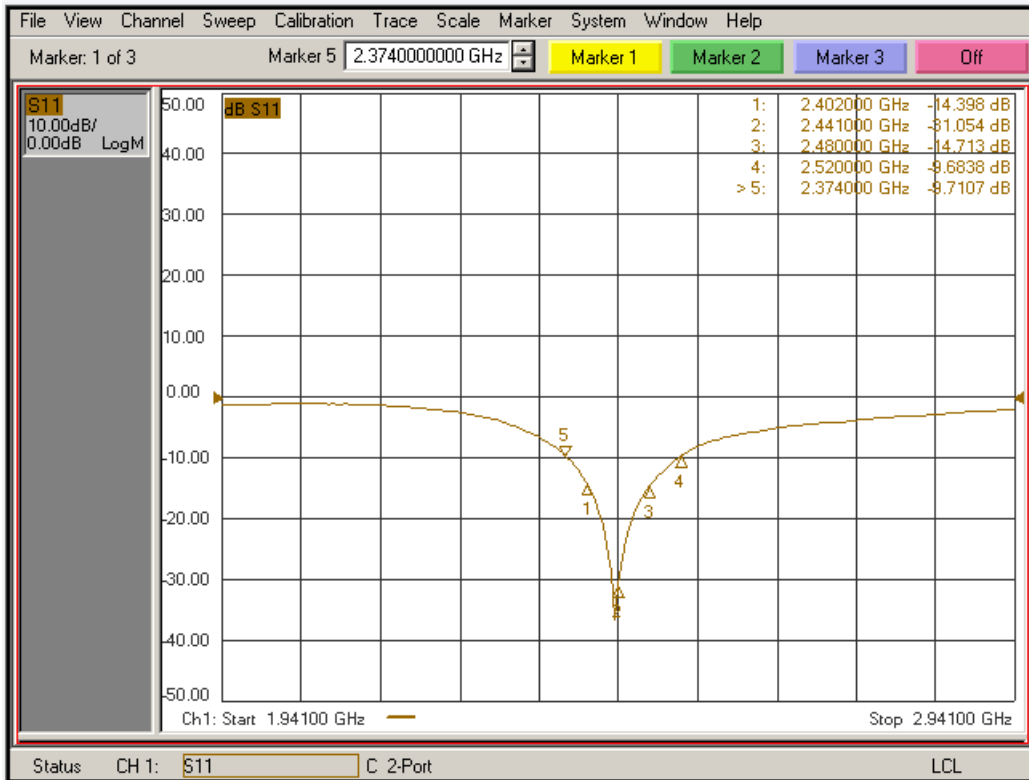
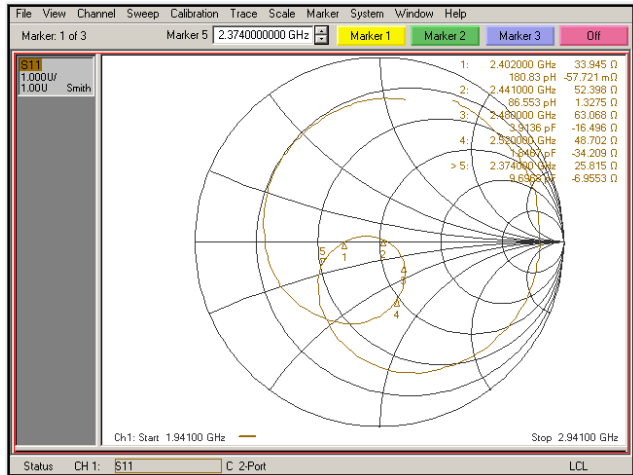
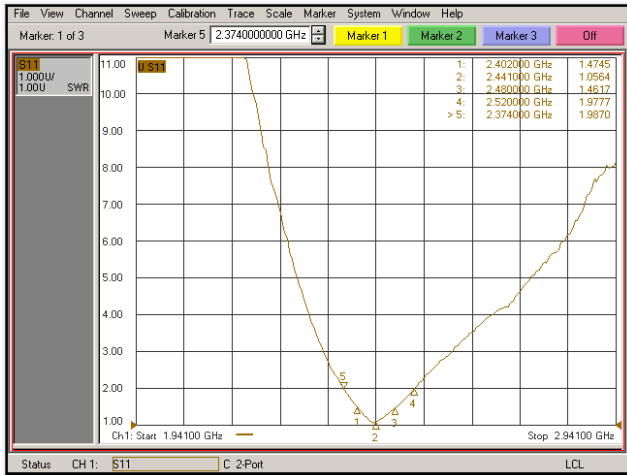
Frequency	2.4GHz-2.5GHz
Impedance	50 Ω hm
VSWR	2.0 MAX
Radiation	Omni-directional
Gain(peak)	2.39 dBi
Polarization	Linear. Vertical
Type of antenna	PCB Antenna

3. Product graph

Figure	Dimension	Port definition	
	L	12.0 \pm 0.15 mm	-
	W	4.0 \pm 0.15 mm	-
	T	2.0 \pm 0.20 mm	-
	P _w	3.6 \pm 0.10 mm	Pad width
	P ₁	1.0 \pm 0.10 mm	GND
	P ₂	1.0 \pm 0.10 mm	Feed
	P ₃	1.0 \pm 0.10 mm	Soldering terminal



4. Network analyzer graph





5.Efficiency and Gain test results

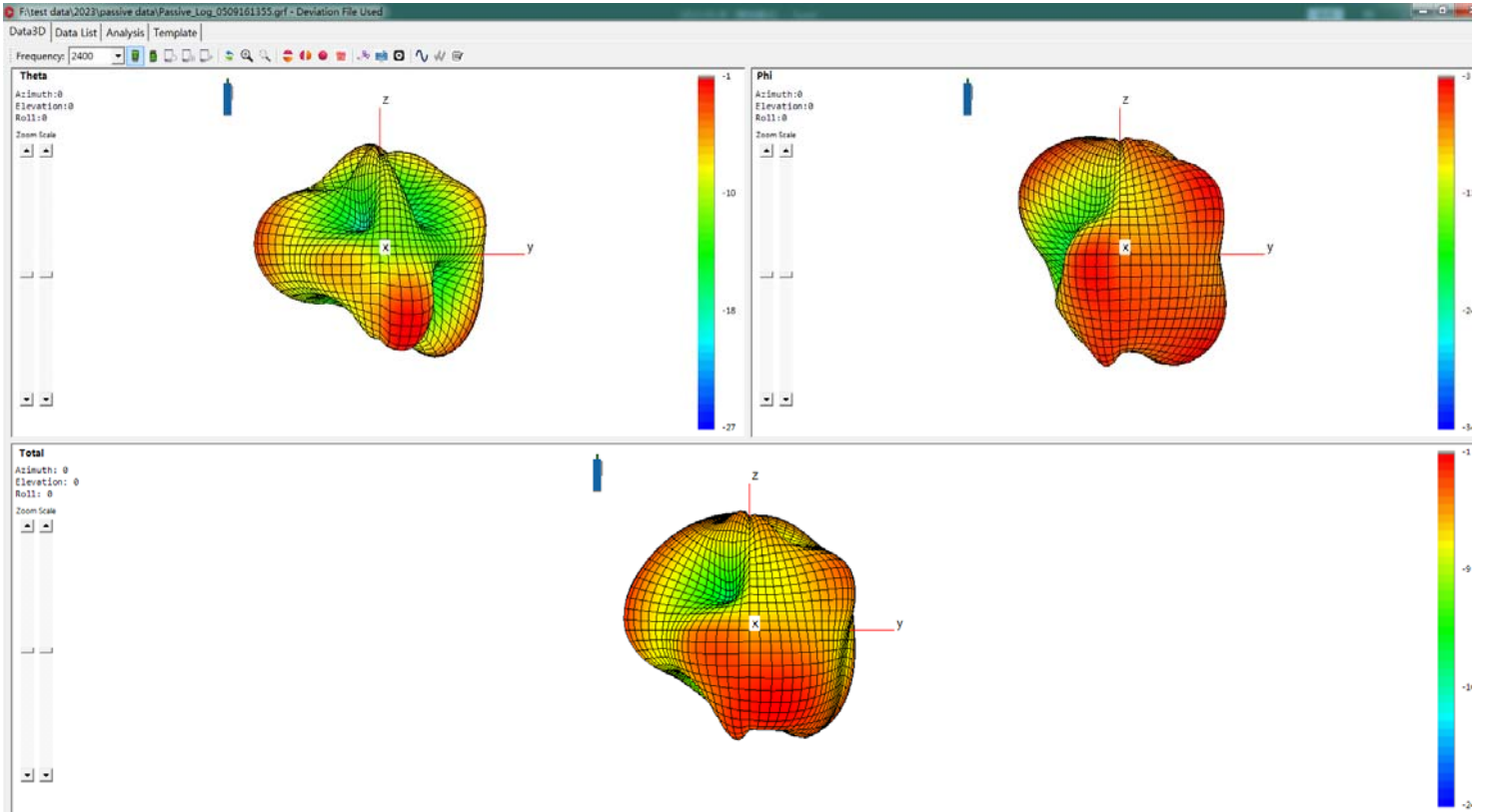
Frequency: 2.40-2.480GHz (Free)			
Frequency Point (MHz)	Efficiency (%)	Efficiency (dB)	Gain (dBi)
2400	33.14	-4.80	-1.45
2410	35.63	-4.48	-1.15
2420	38.06	-4.20	-0.98
2430	38.34	-4.16	-1.04
2440	38.03	-4.20	-1.19
2450	39.52	-4.03	-1.14
2460	38.72	-4.12	-1.26
2470	41.08	-3.86	-1.00
2480	43.58	-3.61	-0.58
Mean value	38.46	-4.16	-1.09

Frequency: 2.40-2.480GHz (Head)			
Frequency Point (MHz)	Efficiency (%)	Efficiency (dB)	Gain (dBi)
2400	25.75	-5.89	1.13
2410	27.51	-5.61	1.44
2420	29.39	-5.32	1.68
2430	29.71	-5.27	1.71
2440	29.58	-5.29	1.75
2450	30.81	-5.11	1.93
2460	30.50	-5.16	1.85
2470	32.80	-4.84	2.13
2480	35.07	-4.55	2.39
Mean value	30.12	-5.23	1.78

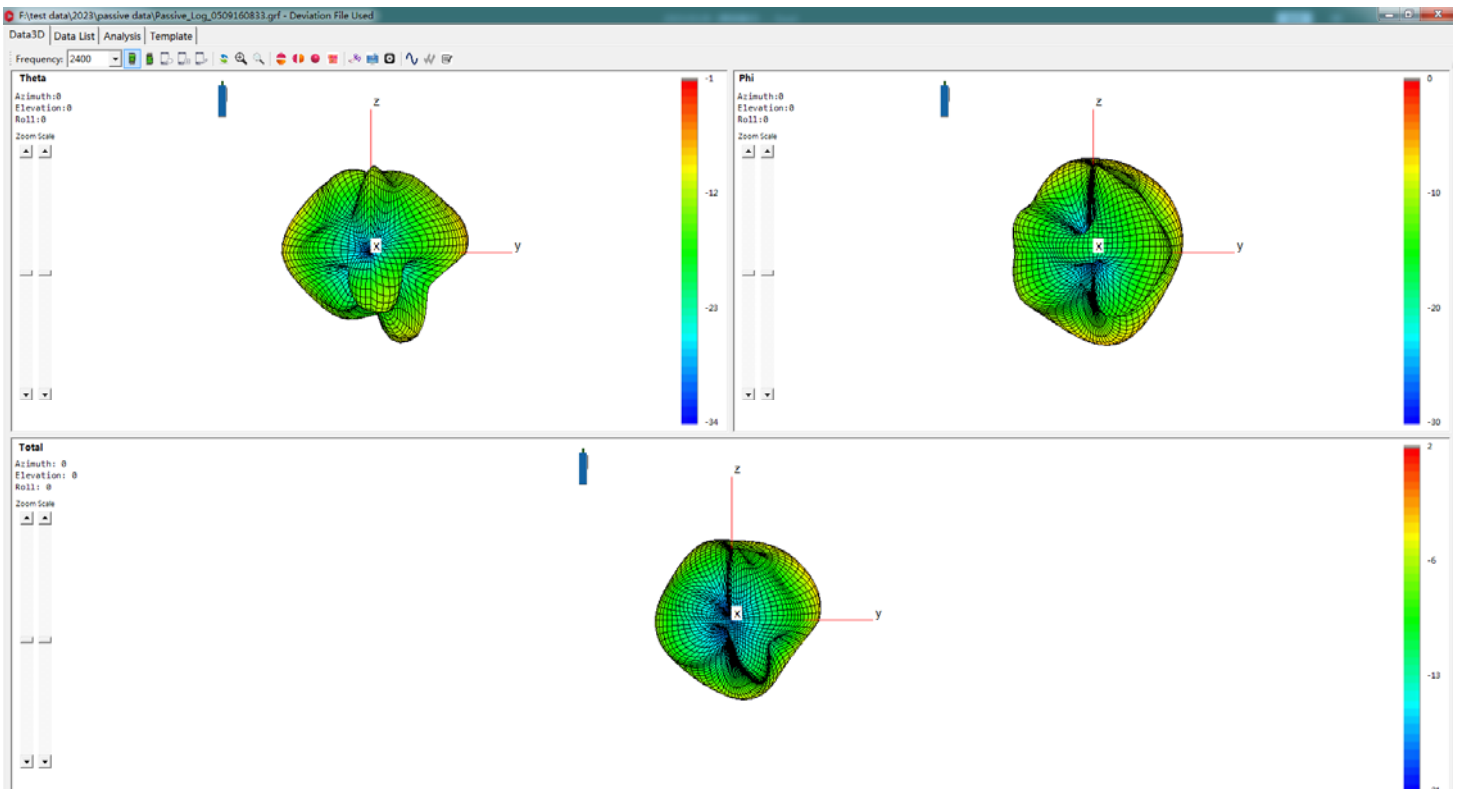


6. Radiation pattern

3D Diagram (Free)



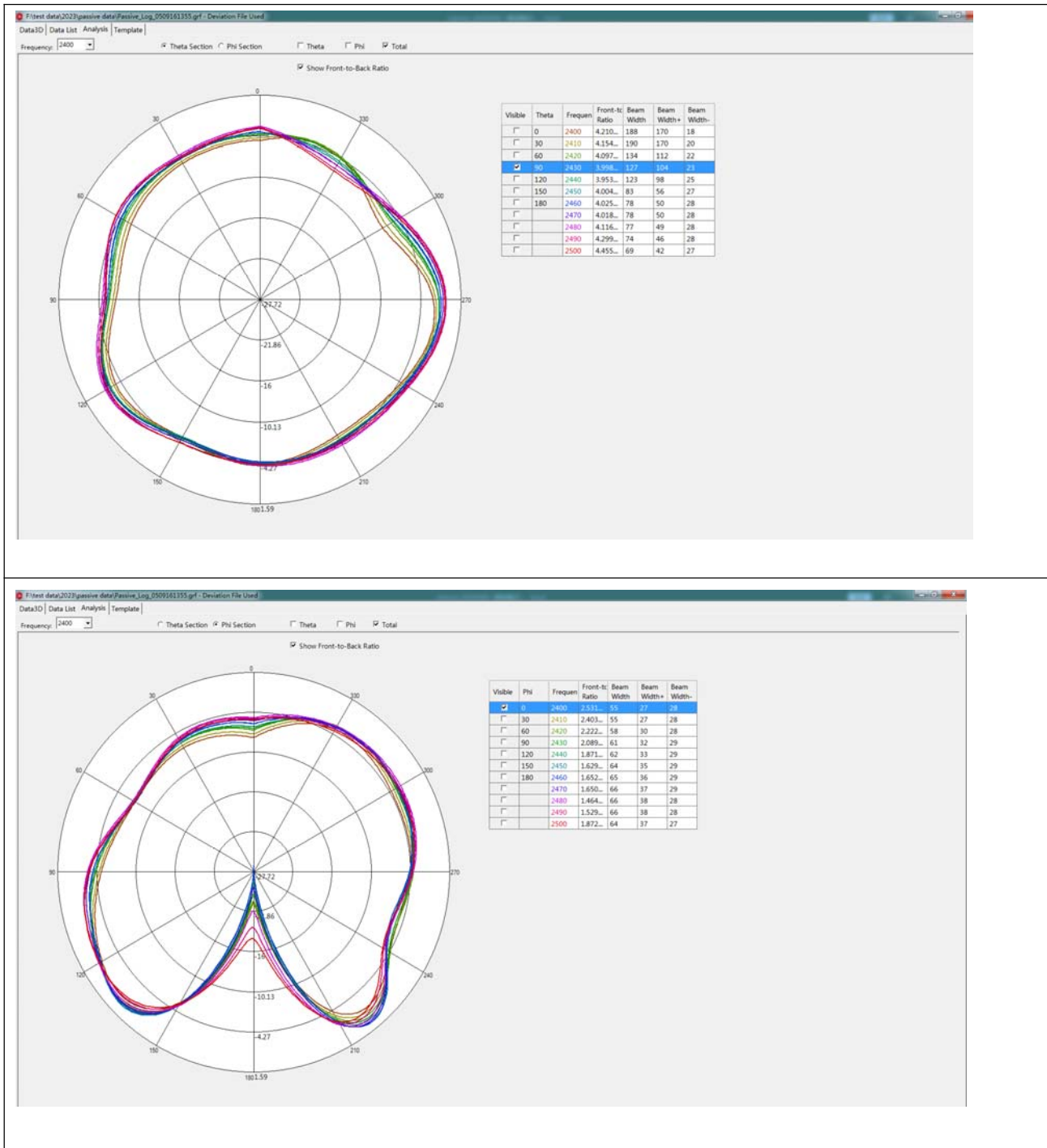
3D Diagram (Head) :

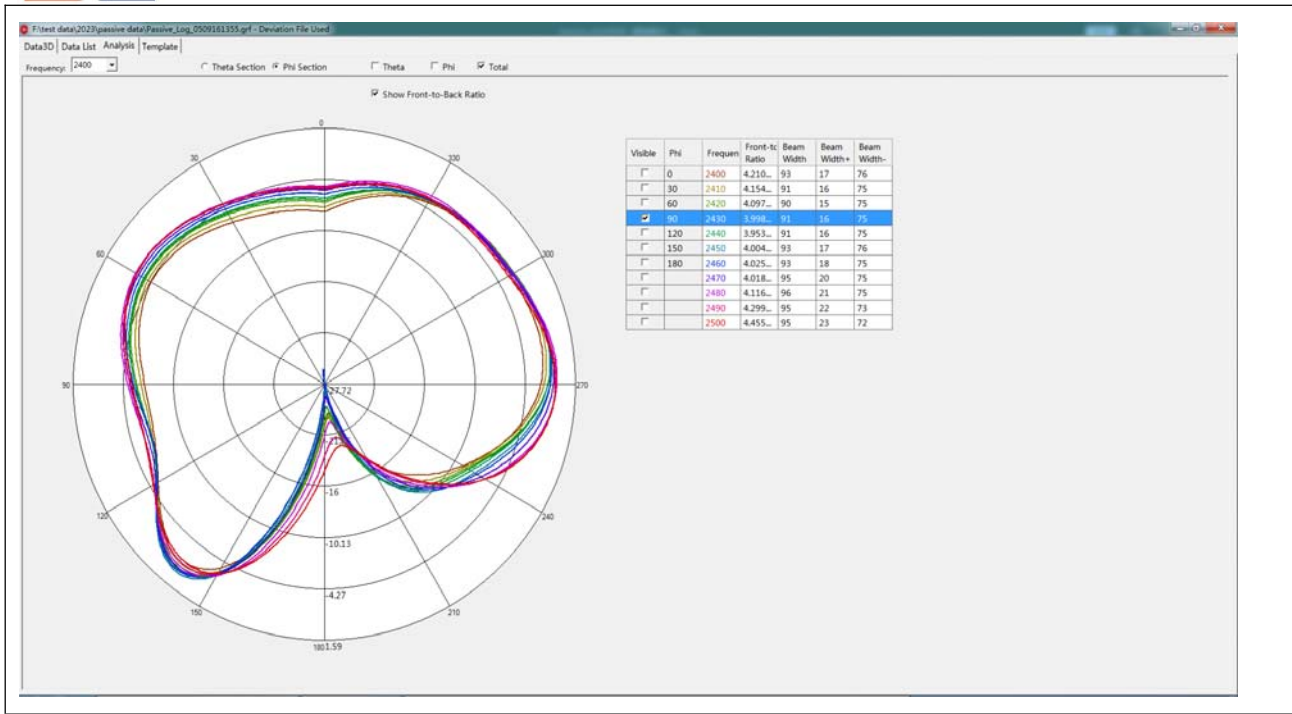




Shenzhen Boomtech Industry Co., Ltd.

2D Diagram (Free) :





2D Diagram (Head) :

