

TEST REPORT

Application No.: SZCR2312004146AT
Applicant: Ugreen Group Limited
Address of Applicant: UGREEN Building, Longcheng Industrial Park Longguanxi Road, Longhua, ShenZhen 518000 China
Manufacturer: Ugreen Group Limited
Address of Manufacturer: UGREEN Building, Longcheng Industrial Park Longguanxi Road, Longhua, ShenZhen 518000 China
Factory: SHENZHEN XINWUJIE TECHNOLOGY CO., LTD.
Address of Factory: Floor 2&3, Building 2, Mobi Technology Building, Genyu Road, Tianliao Community, Yutang Street, Guangming District, Shenzhen City, Guangdong Province, P.R. China

Equipment Under Test (EUT):
EUT Name: Network Attached Storage
Model No.: DXP480T Plus
FCC ID: 2AQI5-DXP480T
Standard(s) : 47 CFR Part 15, Subpart E 15.407
Date of Receipt: 2023-12-15
Date of Test: 2023-12-29 to 2024-01-10
Date of Issue: 2024-01-24

Test Result:	Pass*
---------------------	--------------


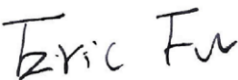
* In the configuration tested, the EUT complied with the standards specified above.



Keny Xu
EMC Laboratory Manager



Revision Record				
Version	Chapter	Date	Modifier	Remark
01		2024-01-24		Original

Authorized for issue by:			
			
		_____ Leo Lai/Project Engineer	
			
		_____ Eric Fu/Reviewer	



2 Test Summary

Radio Spectrum Technical Requirement				
Item	Standard	Method	Requirement	Result
Antenna Requirement	47 CFR Part 15, Subpart E 15.407	N/A	47 CFR Part 15, Subpart C 15.203	Pass
Transmission in the Absence of Data		N/A	47 CFR Part 15, Subpart E 15.407 (c)	Pass

Radio Spectrum Matter Part				
Item	Standard	Method	Requirement	Result
Conducted Emissions at AC Power Line (150kHz-30MHz)	47 CFR Part 15, Subpart E 15.407	ANSI C63.10 (2013) Section 6.2	47 CFR Part 15, Subpart C 15.207 & Subpart E 15.407 b(9)	Pass
Duty Cycle		KDB 789033 II B 1	KDB 789033 D02 II B 1	Pass
99% Bandwidth		KDB 789033 II D	N/A	Pass
26dB Emission bandwidth		KDB 789033 D02 II C 1	47 CFR Part 15, Subpart E 15.407 (a)	Pass
Minimum 6 dB bandwidth (5.725-5.85 GHz band)		KDB 789033 D02 II C 2	47 CFR Part 15, Subpart E 15.407 (e)	Pass
Maximum Conducted output power		KDB 789033 D02 II E	47 CFR Part 15, Subpart E 15.407 (a)	Pass
Peak Power spectrum density		KDB 789033 D02 II F	47 CFR Part 15, Subpart E 15.407 (a)	Pass
Radiated Emissions (Above 1GHz)		KDB 789033 D02 II G	47 CFR Part 15, Subpart C 15.209 & Subpart E 15.407(b)	Pass
Radiated Emissions which fall in the restricted bands		KDB 789033 D02 II G	47 CFR Part 15, Subpart C 15.209 & Subpart E 15.407(b)	Pass
Frequency Stability		ANSI C63.10 (2013) Section 6.8	47 CFR Part 15, Subpart E 15.407 (g)	Pass
Radiated Emissions (Below 1GHz)		KDB 789033 D02 II G	47 CFR Part 15, Subpart C 15.209 & Subpart E 15.407(b)	Pass
Contention Based Protocol		KDB 987594 D02 v02r01	47 CFR Part 15, Subpart E 15.407 (d)	Pass*

Remark: * the Contention Based Protocol test is only apply for 6G WiFi function.



Unless otherwise agreed in writing, this document is issued by the Company subject to its General Conditions of Service printed overleaf, available on request or accessible at <https://www.sgs.com/en/Terms-and-Conditions>. Attention is drawn to the limitation of liability, indemnification and jurisdiction issues defined therein. Any holder of this document is advised that information contained hereon reflects the Company's findings at the time of its intervention only and within the limits of Client's instructions, if any. The Company's sole responsibility is to its Client and this document does not exonerate parties to a transaction from exercising all their rights and obligations under the transaction documents. This document cannot be reproduced except in full, without prior written approval of the Company. Any unauthorized alteration, forgery or falsification of the content or appearance of this document is unlawful and offenders may be prosecuted to the fullest extent of the law. Unless otherwise stated the results shown in this test report refer only to the sample(s) tested and such sample(s) are retained for 30 days only.

Attention: To check the authenticity of testing /inspection report & certificate, please contact us at telephone: (86-755) 8307 1443, or email: CN.Doccheck@sgs.com

3 Contents

	Page
1 Cover Page	1
2 Test Summary	3
3 Contents	4
4 General Information	6
4.1 Details of E.U.T.	6
4.2 Description of Support Units	7
4.3 Measurement Uncertainty	7
4.4 Test Location.....	7
4.5 Test Facility	8
4.6 Deviation from Standards.....	8
4.7 Abnormalities from Standard Conditions	8
5 Equipment List	9
6 Radio Spectrum Technical Requirement	13
6.1 Antenna Requirement	13
6.1.1 Test Requirement:	13
6.1.2 Conclusion	13
6.2 Transmission in the Absence of Data	14
6.2.1 Test Requirement:	14
6.2.2 Conclusion	14
7 Radio Spectrum Matter Test Results	15
7.1 Conducted Emissions at AC Power Line (150kHz-30MHz).....	15
7.1.1 E.U.T. Operation	15
7.1.2 Test Mode Description	15
7.1.3 Test Setup Diagram.....	16
7.1.4 Measurement Procedure and Data.....	16
7.2 Contention Based Protocol	19
7.2.1 E.U.T. Operation	19
7.2.2 Test Mode Description	19
7.3 Duty Cycle	21
7.3.1 E.U.T. Operation	21
7.3.2 Test Mode Description	21
7.3.3 Test Setup Diagram.....	22
7.3.4 Measurement Procedure and Data.....	22
7.4 99% Bandwidth	23
7.4.1 E.U.T. Operation	23
7.4.2 Test Mode Description	23
7.4.3 Test Setup Diagram.....	24
7.4.4 Measurement Procedure and Data.....	24
7.5 26dB Emission bandwidth.....	25



Unless otherwise agreed in writing, this document is issued by the Company subject to its General Conditions of Service printed overleaf, available on request or accessible at <https://www.sgs.com/en/Terms-and-Conditions>. Attention is drawn to the limitation of liability, indemnification and jurisdiction issues defined therein. Any holder of this document is advised that information contained hereon reflects the Company's findings at the time of its intervention only and within the limits of Client's instructions, if any. The Company's sole responsibility is to its Client and this document does not exonerate parties to a transaction from exercising all their rights and obligations under the transaction documents. This document cannot be reproduced except in full, without prior written approval of the Company. Any unauthorized alteration, forgery or falsification of the content or appearance of this document is unlawful and offenders may be prosecuted to the fullest extent of the law. Unless otherwise stated the results shown in this test report refer only to the sample(s) tested and such sample(s) are retained for 30 days only.

Attention: To check the authenticity of testing /inspection report & certificate, please contact us at telephone: (86-755) 8307 1443, or email: CN.Doccheck@sgs.com

7.5.1	E.U.T. Operation	25
7.5.2	Test Mode Description	25
7.5.3	Test Setup Diagram	26
7.5.4	Measurement Procedure and Data.....	26
7.6	Minimum 6 dB bandwidth (5.725-5.85 GHz band).....	27
7.6.1	E.U.T. Operation	27
7.6.2	Test Mode Description	27
7.6.3	Test Setup Diagram	28
7.6.4	Measurement Procedure and Data.....	28
7.7	Maximum Conducted output power	29
7.7.1	E.U.T. Operation	29
7.7.2	Test Mode Description	29
7.7.3	Test Setup Diagram	30
7.7.4	Measurement Procedure and Data.....	30
7.8	Peak Power spectrum density.....	31
7.8.1	E.U.T. Operation	31
7.8.2	Test Mode Description	31
7.8.3	Test Setup Diagram	32
7.8.4	Measurement Procedure and Data.....	32
7.9	Radiated Emissions (Below 1GHz).....	33
7.9.1	E.U.T. Operation	33
7.9.2	Test Mode Description	33
7.9.3	Test Setup Diagram	34
7.9.4	Measurement Procedure and Data.....	35
7.10	Radiated Emissions (Above 1GHz).....	38
7.10.1	E.U.T. Operation.....	38
7.10.2	Test Mode Description.....	38
7.10.3	Test Setup Diagram.....	39
7.10.4	Measurement Procedure and Data	40
7.11	Radiated Emissions which fall in the restricted bands	168
7.11.1	E.U.T. Operation.....	169
7.11.2	Test Mode Description.....	169
7.11.3	Test Setup Diagram.....	169
7.11.4	Measurement Procedure and Data	170
7.12	Frequency Stability.....	263
7.12.1	E.U.T. Operation.....	263
7.12.2	Test Mode Description.....	263
7.12.3	Test Setup Diagram.....	263
7.12.4	Measurement Procedure and Data	263
8	Test Setup Photo	264
9	EUT Constructional Details (EUT Photos)	265
10	Appendix.....	266



Unless otherwise agreed in writing, this document is issued by the Company subject to its General Conditions of Service printed overleaf, available on request or accessible at <https://www.sgs.com/en/Terms-and-Conditions>. Attention is drawn to the limitation of liability, indemnification and jurisdiction issues defined therein. Any holder of this document is advised that information contained hereon reflects the Company's findings at the time of its intervention only and within the limits of Client's instructions, if any. The Company's sole responsibility is to its Client and this document does not exonerate parties to a transaction from exercising all their rights and obligations under the transaction documents. This document cannot be reproduced except in full, without prior written approval of the Company. Any unauthorized alteration, forgery or falsification of the content or appearance of this document is unlawful and offenders may be prosecuted to the fullest extent of the law. Unless otherwise stated the results shown in this test report refer only to the sample(s) tested and such sample(s) are retained for 30 days only.

Attention: To check the authenticity of testing /inspection report & certificate, please contact us at telephone: (86-755) 8307 1443, or email: CN.Doccheck@sgs.com
 No.1 Workshop, M-10, Middle Section, Science & Technology Park, Nanshan District, Shenzhen, Guangdong, China 518057 t (86-755) 26012053 f (86-755) 26710594 www.sgs.com.cn
 中国·广东·深圳市南山区科技园中区M-10栋1号厂房 邮编: 518057 t (86-755) 26012053 f (86-755) 26710594 sgs.china@sgs.com

4 General Information

4.1 Details of E.U.T.

Power supply:	DC 20V from AC/DC adapter Model: S-PW-101A-200700-US Input: 100-240~ 50/60Hz 2.5A max Output: DC 20V 7A			
Cable Loss (for RF conducted test):	1.5dB			
Operation Frequency:	Band	Mode	Frequency Range(MHz)	Number of channels
	UNII Band I	802.11a/n/ac/ax(HT20)	5180-5240	4
		802.11n/ac/ax(HT40)	5190-5230	2
		802.11ac/ax(HT80)	5210	1
	UNII Band III	802.11a/n/ac/ax(HT20)	5745-5825	5
		802.11n/ac/ax(HT40)	5755-5795	2
		802.11ac/ax(HT80)	5775	1
	UNII Band 5	802.11a/n/ac/ax(HT20)	5955-6415	24
		802.11n/ac/ax(HT40)	5965-6405	12
		802.11ac/ax(HT80)	5985-6385	6
		802.11ac/ax(HT160)	6025-6345	3
	UNII Band 6	802.11a/n/ac/ax(HT20)	6435-6515	5
		802.11n/ac/ax(HT40)	6445-6485	2
		802.11ac/ax(HT80)	6465-6545	2
		802.11ac/ax(HT160)	6505	1
	UNII Band 7	802.11a/n/ac/ax(HT20)	6535-6855	17
		802.11n/ac/ax(HT40)	6525-6845	9
		802.11ac/ax(HT80)	6625-6785	3
		802.11ac/ax(HT160)	6665	1
	UNII Band 8	802.11a/n/ac/ax(HT20)	6875-7115	13
		802.11n/ac/ax(HT40)	6885-7085	6
		802.11ac/ax(HT80)	6865-7025	3
		802.11ac/ax(HT160)	6985	1
	Modulation Type:	OFDM (64QAM, 16QAM, QPSK, BPSK); 802.11n: OFDM (BPSK, QPSK, 16QAM, 64QAM); 802.11ac: OFDM (BPSK, QPSK, 16QAM, 64QAM, 256QAM); 802.11ax: OFDMA (BPSK, QPSK, 16QAM, 64QAM, 256QAM, 1024-QAM)		
Channel Spacing:	802.11a/n/ac/ax 20: 20MHz; 802.11n/ac/ax 40: 40MHz; 802.11ac/ax 80: 80MHz; 802.11 ax 160: 160MHz			
DFS Function:	Not Support			
TPC Function:	Not Support			
Antenna Type:	FPC Antenna			



Unless otherwise agreed in writing, this document is issued by the Company subject to its General Conditions of Service printed overleaf, available on request or accessible at <https://www.sgs.com/en/Terms-and-Conditions>. Attention is drawn to the limitation of liability, indemnification and jurisdiction issues defined therein. Any holder of this document is advised that information contained hereon reflects the Company's findings at the time of its intervention only and within the limits of Client's instructions, if any. The Company's sole responsibility is to its Client and this document does not exonerate parties to a transaction from exercising all their rights and obligations under the transaction documents. This document cannot be reproduced except in full, without prior written approval of the Company. Any unauthorized alteration, forgery or falsification of the content or appearance of this document is unlawful and offenders may be prosecuted to the fullest extent of the law. Unless otherwise stated the results shown in this test report refer only to the sample(s) tested and such sample(s) are retained for 30 days only.

Attention: To check the authenticity of testing /inspection report & certificate, please contact us at telephone: (86-755) 8307 1443, or email: CN.Doccheck@sgs.com

Antenna Gain for WiFi 5G Band:	ANT1: 4.13dBi, ANT2: 4.61dBi
Antenna Gain for WiFi 6E Band:	ANT1: 3.26dBi, ANT2: 4.24dBi
Antenna Number:	2

Remark: The information in this section is provided by the applicant or manufacturer, SGS is not liable to the accuracy, suitability, reliability or/and integrity of the information.

4.2 Description of Support Units

Description	Manufacturer	Model No.	Serial No.
--	--	--	--

The EUT has been tested as an independent unit.

4.3 Measurement Uncertainty

Test Item	Measurement Uncertainty
Conducted Emissions at AC Power Line (150kHz-30MHz)	± 3.1dB
Duty Cycle	± 0.37%
99% Bandwidth	± 3%
26dB Emission bandwidth	± 3%
Minimum 6 dB bandwidth (5.725-5.85 GHz band)	± 3%
Maximum Conducted output power	± 0.75dB
Peak Power spectrum density	± 2.84dB
Radiated Emissions (Above 1GHz)	± 4.6dB (1-18GHz); ± 4.8dB (18-40GHz)
Radiated Emissions which fall in the restricted bands	± 6.0dB (below 1GHz); ± 4.6dB (above 1GHz);
Frequency Stability	± 7.25 x 10 ⁻⁸
Radiated Emissions (Below 1GHz)	± 6.0dB for 3m; ± 5.0dB for 10m

Remark:

The U_{lab} (lab Uncertainty) is less than U_{CISPR/ETSI} (CISPR/ETSI Uncertainty), so the test results
 – compliance is deemed to occur if no measured disturbance level exceeds the disturbance limit;
 – non-compliance is deemed to occur if any measured disturbance level exceeds the disturbance limit.

4.4 Test Location

All tests were performed at:

SGS-CSTC Standards Technical Services Co., Ltd., Shenzhen Branch

No. 1 Workshop, M-10, Middle Section, Science & Technology Park, Nanshan District, Shenzhen, Guangdong, China. 518057.

Tel: +86 755 2601 2053

Fax: +86 755 2671 0594

No tests were sub-contracted.



4.5 Test Facility

The test facility is recognized, certified, or accredited by the following organizations:

• **A2LA (Certificate No. 3816.01)**

SGS-CSTC Standards Technical Services Co., Ltd., Shenzhen EMC Laboratory is accredited by the American Association for Laboratory Accreditation(A2LA). Certificate No. 3816.01.

• **VCCI (Member No. 1937)**

The 3m Fully-anechoic chamber for above 1GHz, 10m Semi-anechoic chamber for below 1GHz, Shielded Room for Mains Port Conducted Interference Measurement and Telecommunication Port Conducted Interference Measurement of SGS-CSTC Standards Technical Services Co., Ltd. Shenzhen EMC laboratory have been registered in accordance with the Regulations for Voluntary Control Measures with Registration No.: G-20026, R-14188, C-12383 and T-11153 respectively.

• **FCC –Designation Number: CN1336**

SGS-CSTC Standards Technical Services Co., Ltd., Shenzhen EMC Laboratory has been recognized as an accredited testing laboratory.

Designation Number: CN1336. Test Firm Registration Number: 787754.

• **Innovation, Science and Economic Development Canada**

SGS-CSTC Standards Technical Services Co., Ltd., Shenzhen EMC Laboratory has been recognized by ISED as an accredited testing laboratory.

CAB identifier: CN0006.

IC#: 4620C.

4.6 Deviation from Standards

None

4.7 Abnormalities from Standard Conditions

None



5 Equipment List

Conducted Emissions at AC Power Line (150kHz-30MHz)					
Equipment	Manufacturer	Model No.	Inventory No.	Cal Date	Cal Due Date
Shielding Room	ZhongYu Electron	GB-88	SEM001-06	2022-05-14	2025-05-13
EMI Test Receiver	Rohde&Schwarz	ESCI	SEM004-02	2023-03-20	2024-03-19
Matching Pad	N/A	N/A	SEM021-23	2023-03-22	2024-03-21
Matching Pad	N/A	N/A	SEM021-24	2023-03-22	2024-03-21
Measurement Software	AUDIX	e3 V8.2014-6-27a	N/A	N/A	N/A
Coaxial Cable	SGS	N/A	SEM024-01	2023-07-07	2024-07-06
LISN	Rohde&Schwarz	ENV216	SEM007-01	2023-09-19	2024-09-18
LISN	ETS-LINDGREN	3816/2	SEM007-02	2023-03-20	2024-03-19

Duty Cycle					
Equipment	Manufacturer	Model No.	Inventory No.	Cal Date	Cal Due Date
DC Power Supply	Chroma	62012P-80-60	SEM011-11	2023-10-19	2024-10-18
MXA Signal Analyzer	KEYSIGHT	N9020A	SEM004-19	2023-03-21	2024-03-20
Signal Generator	KEYSIGHT	N5173B	SEM006-05	2023-09-19	2024-09-18
Measurement Software	TST PASS	TST PASS V2.0	N/A	N/A	N/A
Coaxial Cable	SGS	N/A	SEM031-01	2023-07-07	2024-07-06
Attenuator	Huber+Suhner	6620_SMA-50-1	SEM021-09	2023-03-31	2024-03-30
Programmable Temperature & Humidity Chamber	Votsch Industrietechnik GmbH	VT 4002	SEM002-15	2023-03-21	2024-03-20

99% Bandwidth					
Equipment	Manufacturer	Model No.	Inventory No.	Cal Date	Cal Due Date
DC Power Supply	Chroma	62012P-80-60	SEM011-11	2023-10-19	2024-10-18
MXA Signal Analyzer	KEYSIGHT	N9020A	SEM004-19	2023-03-21	2024-03-20
Signal Generator	KEYSIGHT	N5173B	SEM006-05	2023-09-19	2024-09-18
Measurement Software	TST PASS	TST PASS V2.0	N/A	N/A	N/A
Coaxial Cable	SGS	N/A	SEM031-01	2023-07-07	2024-07-06
Attenuator	Huber+Suhner	6620_SMA-50-1	SEM021-09	2023-03-31	2024-03-30
Programmable Temperature & Humidity Chamber	Votsch Industrietechnik GmbH	VT 4002	SEM002-15	2023-03-21	2024-03-20



Unless otherwise agreed in writing, this document is issued by the Company subject to its General Conditions of Service printed overleaf, available on request or accessible at <https://www.sgs.com/en/Terms-and-Conditions>. Attention is drawn to the limitation of liability, indemnification and jurisdiction issues defined therein. Any holder of this document is advised that information contained hereon reflects the Company's findings at the time of its intervention only and within the limits of Client's instructions, if any. The Company's sole responsibility is to its Client and this document does not exonerate parties to a transaction from exercising all their rights and obligations under the transaction documents. This document cannot be reproduced except in full, without prior written approval of the Company. Any unauthorized alteration, forgery or falsification of the content or appearance of this document is unlawful and offenders may be prosecuted to the fullest extent of the law. Unless otherwise stated the results shown in this test report refer only to the sample(s) tested and such sample(s) are retained for 30 days only.

Attention: To check the authenticity of testing /inspection report & certificate, please contact us at telephone: (86-755) 8307 1443, or email: CN.Doccheck@sgs.com

26dB Emission bandwidth					
Equipment	Manufacturer	Model No.	Inventory No.	Cal Date	Cal Due Date
DC Power Supply	Chroma	62012P-80-60	SEM011-11	2023-10-19	2024-10-18
MXA Signal Analyzer	KEYSIGHT	N9020A	SEM004-19	2023-03-21	2024-03-20
Signal Generator	KEYSIGHT	N5173B	SEM006-05	2023-09-19	2024-09-18
Measurement Software	TST PASS	TST PASS V2.0	N/A	N/A	N/A
Coaxial Cable	SGS	N/A	SEM031-01	2023-07-07	2024-07-06
Attenuator	Huber+Suhner	6620_SMA-50-1	SEM021-09	2023-03-31	2024-03-30
Programmable Temperature & Humidity Chamber	Votsch Industrietechnik GmbH	VT 4002	SEM002-15	2023-03-21	2024-03-20

Minimum 6 dB bandwidth (5.725-5.85 GHz band)					
Equipment	Manufacturer	Model No.	Inventory No.	Cal Date	Cal Due Date
DC Power Supply	Chroma	62012P-80-60	SEM011-11	2023-10-19	2024-10-18
MXA Signal Analyzer	KEYSIGHT	N9020A	SEM004-19	2023-03-21	2024-03-20
Signal Generator	KEYSIGHT	N5173B	SEM006-05	2023-09-19	2024-09-18
Measurement Software	TST PASS	TST PASS V2.0	N/A	N/A	N/A
Coaxial Cable	SGS	N/A	SEM031-01	2023-07-07	2024-07-06
Attenuator	Huber+Suhner	6620_SMA-50-1	SEM021-09	2023-03-31	2024-03-30
Programmable Temperature & Humidity Chamber	Votsch Industrietechnik GmbH	VT 4002	SEM002-15	2023-03-21	2024-03-20

Maximum Conducted output power					
Equipment	Manufacturer	Model No.	Inventory No.	Cal Date	Cal Due Date
Power Sensor	TST PASS	TSPS2023R	SEM009-26	2023-04-01	2024-03-31
Power Sensor	KEYSIGHT	U2021XA	SEM009-16	2023-03-21	2024-03-20
DC Power Supply	Chroma	62012P-80-60	SEM011-11	2023-10-19	2024-10-18
MXA Signal Analyzer	KEYSIGHT	N9020A	SEM004-19	2023-03-21	2024-03-20
Signal Generator	KEYSIGHT	N5173B	SEM006-05	2023-09-19	2024-09-18
Measurement Software	TST PASS	TST PASS V2.0	N/A	N/A	N/A
Coaxial Cable	SGS	N/A	SEM031-01	2023-07-07	2024-07-06
Attenuator	Huber+Suhner	6620_SMA-50-1	SEM021-09	2023-03-31	2024-03-30
Programmable Temperature & Humidity Chamber	Votsch Industrietechnik	VT 4002	SEM002-15	2023-03-21	2024-03-20



Unless otherwise agreed in writing, this document is issued by the Company subject to its General Conditions of Service printed overleaf, available on request or accessible at <https://www.sgs.com/en/Terms-and-Conditions>. Attention is drawn to the limitation of liability, indemnification and jurisdiction issues defined therein. Any holder of this document is advised that information contained herein reflects the Company's findings at the time of its intervention only and within the limits of Client's instructions, if any. The Company's sole responsibility is to its Client and this document does not exonerate parties to a transaction from exercising all their rights and obligations under the transaction documents. This document cannot be reproduced except in full, without prior written approval of the Company. Any unauthorized alteration, forgery or falsification of the content or appearance of this document is unlawful and offenders may be prosecuted to the fullest extent of the law. Unless otherwise stated the results shown in this test report refer only to the sample(s) tested and such sample(s) are retained for 30 days only.

Attention: To check the authenticity of testing /inspection report & certificate, please contact us at telephone: (86-755) 8307 1443, or email: CN.Doccheck@sgs.com

SGS-CSTC Standards Technical Services Co., Ltd. Shenzhen Branch
 No.1 Workshop, M-10, Middle Section, Science & Technology Park, Nanshan District, Shenzhen, Guangdong, China 518057 t (86-755) 26012053 f (86-755) 26710594 www.sgs.com.cn
 中国·广东·深圳市南山区科技园中区M-10栋1号厂房 邮编: 518057 t (86-755) 26012053 f (86-755) 26710594 sgs.china@sgs.com

SGS-CSTC Standards Technical Services Co., Ltd. Shenzhen Branch

SZEMC-TRF-01 Rev. A/1

Report No.: SZCR231200414603

Page: 11 of 1021

Chamber	GmbH			
---------	------	--	--	--

Peak Power spectrum density					
Equipment	Manufacturer	Model No.	Inventory No.	Cal Date	Cal Due Date
DC Power Supply	Chroma	62012P-80-60	SEM011-11	2023-10-19	2024-10-18
MXA Signal Analyzer	KEYSIGHT	N9020A	SEM004-19	2023-03-21	2024-03-20
Signal Generator	KEYSIGHT	N5173B	SEM006-05	2023-09-19	2024-09-18
Measurement Software	TST PASS	TST PASS V2.0	N/A	N/A	N/A
Coaxial Cable	SGS	N/A	SEM031-01	2023-07-07	2024-07-06
Attenuator	Huber+Suhner	6620_SMA-50-1	SEM021-09	2023-03-31	2024-03-30
Programmable Temperature & Humidity Chamber	Votsch Industrietechnik GmbH	VT 4002	SEM002-15	2023-03-21	2024-03-20

Radiated Emissions (Above 1GHz)					
Equipment	Manufacturer	Model No.	Inventory No.	Cal Date	Cal Due Date
3m Fully-Anechoic Chamber	AUDIX	N/A	SEM001-02	2023-04-01	2026-03-31
Signal Analyzer	Rohde & Schwarz	FSV40	SEM008-04	2023-03-20	2024-03-19
Horn Antenna	Rohde&Schwarz	HF907	SEM003-07	2023-07-23	2025-07-22
Microwave system amplifier	Agilent	83017A	SEM005-25	2023-09-19	2024-09-18
Measurement Software	AUDIX	e3 V8.2014-6-27	N/A	N/A	N/A
Coaxial Cable	SGS	N/A	SEM026-01	2023-07-07	2024-07-06
Broad-Band Horn Antenna	Schwarzbeck	BBHA 9170	SEM003-15	2022-08-10	2024-08-09
Pre-Amplifier	Compliance Directions Systems Inc.	PAP-2640-50	SEM005-08	2023-03-20	2024-03-19

Radiated Emissions which fall in the restricted bands					
Equipment	Manufacturer	Model No.	Inventory No.	Cal Date	Cal Due Date
3m Fully-Anechoic Chamber	AUDIX	N/A	SEM001-02	2023-04-01	2026-03-31
Signal Analyzer	Rohde & Schwarz	FSV40	SEM008-04	2023-03-20	2024-03-19
Horn Antenna	Rohde&Schwarz	HF907	SEM003-07	2023-07-23	2025-07-22
Microwave system amplifier	Agilent	83017A	SEM005-25	2023-09-19	2024-09-18
Measurement Software	AUDIX	e3 V8.2014-6-27	N/A	N/A	N/A



Unless otherwise agreed in writing, this document is issued by the Company subject to its General Conditions of Service printed overleaf, available on request or accessible at <https://www.sgs.com/en/Terms-and-Conditions>. Attention is drawn to the limitation of liability, indemnification and jurisdiction issues defined therein. Any holder of this document is advised that information contained herein reflects the Company's findings at the time of its intervention only and within the limits of Client's instructions, if any. The Company's sole responsibility is to its Client and this document does not exonerate parties to a transaction from exercising all their rights and obligations under the transaction documents. This document cannot be reproduced except in full, without prior written approval of the Company. Any unauthorized alteration, forgery or falsification of the content or appearance of this document is unlawful and offenders may be prosecuted to the fullest extent of the law. Unless otherwise stated the results shown in this test report refer only to the sample(s) tested and such sample(s) are retained for 30 days only.

Attention: To check the authenticity of testing /inspection report & certificate, please contact us at telephone: (86-755) 8307 1443, or email: CN.Doccheck@sgs.com

SGS-CSTC Standards Technical Services Co., Ltd. Shenzhen Branch
 No.1 Workshop, M-10, Middle Section, Science & Technology Park, Nanshan District, Shenzhen, Guangdong, China 518057 t (86-755) 26012053 f (86-755) 26710594 www.sgsgroup.com.cn
 中国·广东·深圳市南山区科技园中区M-10栋1号厂房 邮编: 518057 t (86-755) 26012053 f (86-755) 26710594 sgs.china@sgs.com

SGS-CSTC Standards Technical Services Co., Ltd. Shenzhen Branch

SZEMC-TRF-01 Rev. A/1

Report No.: SZCR231200414603

Page: 12 of 1021

Coaxial Cable	SGS	N/A	SEM026-01	2023-07-07	2024-07-06
---------------	-----	-----	-----------	------------	------------

Frequency Stability					
Equipment	Manufacturer	Model No.	Inventory No.	Cal Date	Cal Due Date
DC Power Supply	Chroma	62012P-80-60	SEM011-11	2023-10-19	2024-10-18
MXA Signal Analyzer	KEYSIGHT	N9020A	SEM004-19	2023-03-21	2024-03-20
Signal Generator	KEYSIGHT	N5173B	SEM006-05	2023-09-19	2024-09-18
Measurement Software	TST PASS	TST PASS V2.0	N/A	N/A	N/A
Coaxial Cable	SGS	N/A	SEM031-01	2023-07-07	2024-07-06
Attenuator	Huber+Suhner	6620_SMA-50-1	SEM021-09	2023-03-31	2024-03-30
Programmable Temperature & Humidity Chamber	Votsch Industrietechnik GmbH	VT 4002	SEM002-15	2023-03-21	2024-03-20

Radiated Emissions (Below 1GHz)					
Equipment	Manufacturer	Model No.	Inventory No.	Cal Date	Cal Due Date
Loop Antenna	ETS-Lindgren	6502	SEM003-08	2023-11-20	2025-11-19
3m Semi-Anechoic Chamber	ETS-LINDGREN	N/A	SEM001-01	2023-06-19	2026-06-18
MXE EMI Receiver	Agilent Technologies	N9038A	SEM004-15	2023-10-19	2024-10-18
BiConiLog Antenna	ETS-LINDGREN	3142C	SEM003-01	2023-09-16	2025-09-15
Pre-Amplifier	Agilent Technologies	8447D	SEM005-01	2023-03-20	2024-03-19
Measurement Software	AUDIX	e3 V8.2014-6-27	N/A	N/A	N/A
Coaxial Cable	SGS	N/A	SEM025-01	2023-07-07	2024-07-06

General used equipment					
Equipment	Manufacturer	Model No.	Inventory No.	Cal Date	Cal Due Date
Humidity/ Temperature Indicator	deli	8838	SEM002-32	2023-07-28	2024-07-27
Humidity/ Temperature Indicator	deli	8838	SEM002-33	2023-07-28	2024-07-27
Barometer	Changchun Meteorological Industry Factory	DYM3	SEM002-01	2023-03-23	2024-03-22



Unless otherwise agreed in writing, this document is issued by the Company subject to its General Conditions of Service printed overleaf, available on request or accessible at <https://www.sgs.com/en/Terms-and-Conditions>. Attention is drawn to the limitation of liability, indemnification and jurisdiction issues defined therein. Any holder of this document is advised that information contained herein reflects the Company's findings at the time of its intervention only and within the limits of Client's instructions, if any. The Company's sole responsibility is to its Client and this document does not exonerate parties to a transaction from exercising all their rights and obligations under the transaction documents. This document cannot be reproduced except in full, without prior written approval of the Company. Any unauthorized alteration, forgery or falsification of the content or appearance of this document is unlawful and offenders may be prosecuted to the fullest extent of the law. Unless otherwise stated the results shown in this test report refer only to the sample(s) tested and such sample(s) are retained for 30 days only.

Attention: To check the authenticity of testing /inspection report & certificate, please contact us at telephone: (86-755) 8307 1443, or email: CN.Doccheck@sgs.com
 No.1 Workshop, M-10, Middle Section, Science & Technology Park, Nanshan District, Shenzhen, Guangdong, China 518057 t (86-755) 26012053 f (86-755) 26710594 www.sgs.com.cn
 中国·广东·深圳市南山区科技园中区M-10栋1号厂房 邮编: 518057 t (86-755) 26012053 f (86-755) 26710594 sgs.china@sgs.com

6 Radio Spectrum Technical Requirement

6.1 Antenna Requirement

6.1.1 Test Requirement:

47 CFR Part 15, Subpart C 15.203

6.1.2 Conclusion

An intentional radiator shall be designed to ensure that no antenna other than that furnished by the responsible party shall be used with the device. The use of a permanently attached antenna or of an antenna that uses a unique coupling to the intentional radiator, the manufacturer may design the unit so that a broken antenna can be replaced by the user, but the use of a standard antenna jack or electrical connector is prohibited.

EUT Antenna:

The antenna is integrated on the main PCB and no consideration of replacement. The best case gain of the antenna for WiFi 5G band is ANT1: 4.13dBi, ANT2: 4.61dBi and the Correlated Directional gain is 7.38dBi; The best case gain of the antenna for WiFi 6E band is ANT1: 3.26dBi, ANT2: 4.24dBi and the Correlated Directional gain is 6.77dBi.

Antenna location: Refer to internal photos



6.2 Transmission in the Absence of Data

6.2.1 Test Requirement:

47 CFR Part 15, Subpart E 15.407 (c)

6.2.2 Conclusion

Standard Requirement:

The device shall automatically discontinue transmission in case of either absence of information to transmit or operational failure. These provisions are not intended to preclude the transmission of control or signalling information or the use of repetitive codes used by certain digital technologies to complete frame or burst intervals.

Applicants shall include in their application for equipment authorization a description of how this requirement is met.

EUT Details:

WIFI chip support automatically discontinue transmission in case of either absence of information to transmit or operational failure, if the chip detect absence of information to transmit or operational failure, it will be automatically shut off.



7 Radio Spectrum Matter Test Results

7.1 Conducted Emissions at AC Power Line (150kHz-30MHz)

Test Requirement 47 CFR Part 15, Subpart C 15.207 & Subpart E 15.407 b(9)

Test Method: ANSI C63.10 (2013) Section 6.2

Limit:

Frequency of emission(MHz)	Conducted limit(dB μ V)	
	Quasi-peak	Average
0.15-0.5	66 to 56*	56 to 46*
0.5-5	56	46
5-30	60	50

*Decreases with the logarithm of the frequency.

7.1.1 E.U.T. Operation

Operating Environment:

Temperature: 23.4 °C Humidity: 47.3 % RH Atmospheric Pressure: 1000 mbar

7.1.2 Test Mode Description

Pre-scan / Final test	Mode Code	Description
Final test	01	TX mode (U-NII-1)_Keep the EUT in continuously transmitting mode with all modulation types. All data rates for each modulation type have been tested and found the data rate @ 6Mbps is the worst case of IEEE 802.11a; data rate @ MCS0 is the worst case of IEEE 802.11n/ac/ax 20/40/80, Only the data of worst case is recorded in the report.
Pre-scan	04	TX mode (U-NII-3) _Keep the EUT in continuously transmitting mode with all modulation types. All data rates for each modulation type have been tested and found the data rate @ 6Mbps is the worst case of IEEE 802.11a; data rate @ MCS0 is the worst case of IEEE 802.11n/ac/ax 20/40/80, Only the data of worst case is recorded in the report.
Pre-scan	06	TX mode (U-NII-5) _Keep the EUT in continuously transmitting mode with all modulation types. All data rates for each modulation type have been tested and found the data rate @ MCS0 is the worst case of IEEE 802.11ax 20/40/80/160, Only the data of worst case is recorded in the report.
Pre-scan	07	TX mode (U-NII-6) _Keep the EUT in continuously transmitting mode with all modulation types. All data rates for each modulation type have been tested and found the data rate @ MCS0 is the worst case of IEEE 802.11ax 20/40/80/160, Only the data of worst case is recorded in the report.
Pre-scan	08	TX mode (U-NII-7) _Keep the EUT in continuously transmitting mode with all

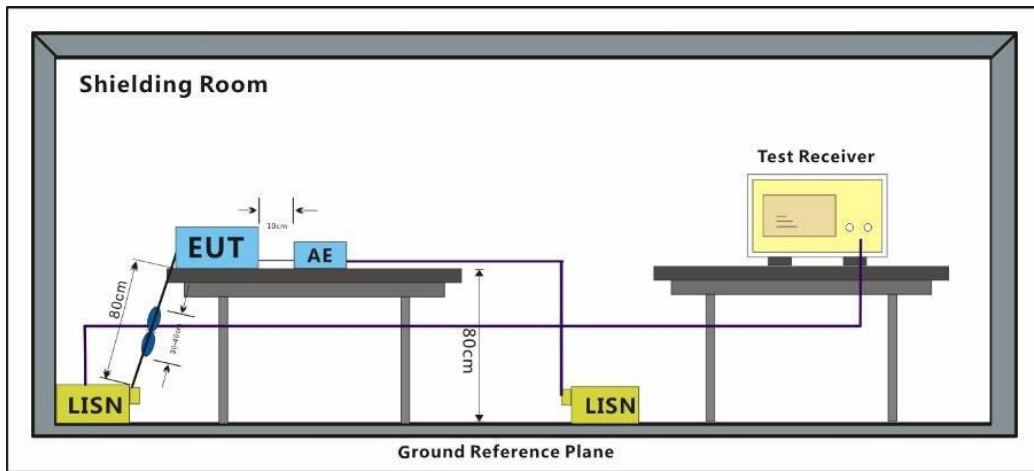


Unless otherwise agreed in writing, this document is issued by the Company subject to its General Conditions of Service printed overleaf, available on request or accessible at <https://www.sgs.com/en/Terms-and-Conditions>. Attention is drawn to the limitation of liability, indemnification and jurisdiction issues defined therein. Any holder of this document is advised that information contained hereon reflects the Company's findings at the time of its intervention only and within the limits of Client's instructions, if any. The Company's sole responsibility is to its Client and this document does not exonerate parties to a transaction from exercising all their rights and obligations under the transaction documents. This document cannot be reproduced except in full, without prior written approval of the Company. Any unauthorized alteration, forgery or falsification of the content or appearance of this document is unlawful and offenders may be prosecuted to the fullest extent of the law. Unless otherwise stated the results shown in this test report refer only to the sample(s) tested and such sample(s) are retained for 30 days only.

Attention: To check the authenticity of testing /inspection report & certificate, please contact us at telephone: (86-755) 8307 1443, or email: CN.Doccheck@sgs.com

		modulation types. All data rates for each modulation type have been tested and found the data rate @ MCS0 is the worst case of IEEE 802.11ax 20/40/80/160, Only the data of worst case is recorded in the report.
Pre-scan	09	TX mode (U-NII-8) _Keep the EUT in continuously transmitting mode with all modulation types. All data rates for each modulation type have been tested and found the data rate @ MCS0 is the worst case of IEEE 802.11ax 20/40/80/160, Only the data of worst case is recorded in the report.

7.1.3 Test Setup Diagram



7.1.4 Measurement Procedure and Data

- 1) The mains terminal disturbance voltage test was conducted in a shielded room.
- 2) The EUT was connected to AC power source through a LISN 1 (Line Impedance Stabilization Network) which provides a 50ohm/50μH + 5ohm linear impedance. The power cables of all other units of the EUT were connected to a second LISN 2, which was bonded to the ground reference plane in the same way as the LISN 1 for the unit being measured. A multiple socket outlet strip was used to connect multiple power cables to a single LISN provided the rating of the LISN was not exceeded.
- 3) The tabletop EUT was placed upon a non-metallic table 0.8m above the ground reference plane. And for floor-standing arrangement, the EUT was placed on the horizontal ground reference plane,
- 4) The test was performed with a vertical ground reference plane. The rear of the EUT shall be 0.4 m from the vertical ground reference plane. The vertical ground reference plane was bonded to the horizontal ground reference plane. The LISN 1 was placed 0.8 m from the boundary of the unit under test and bonded to a ground reference plane for LISNs mounted on top of the ground reference plane. This distance was between the closest points of the LISN 1 and the EUT. All other units of the EUT and associated equipment was at least 0.8 m from the LISN 2.
- 5) In order to find the maximum emission, the relative positions of equipment and all of the interface cables must be changed according to ANSI C63.10 on conducted measurement.

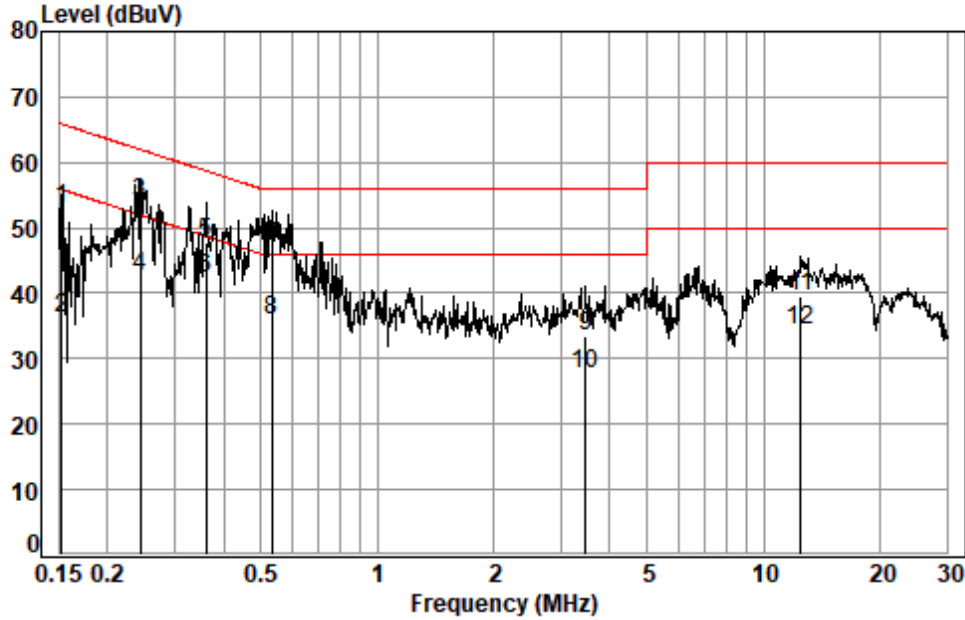
Remark: Level=Read Level+ Cable Loss+ LISN Factor



Unless otherwise agreed in writing, this document is issued by the Company subject to its General Conditions of Service printed overleaf, available on request or accessible at <https://www.sgs.com/en/Terms-and-Conditions>. Attention is drawn to the limitation of liability, indemnification and jurisdiction issues defined therein. Any holder of this document is advised that information contained hereon reflects the Company's findings at the time of its intervention only and within the limits of Client's instructions, if any. The Company's sole responsibility is to its Client and this document does not exonerate parties to a transaction from exercising all their rights and obligations under the transaction documents. This document cannot be reproduced except in full, without prior written approval of the Company. Any unauthorized alteration, forgery or falsification of the content or appearance of this document is unlawful and offenders may be prosecuted to the fullest extent of the law. Unless otherwise stated the results shown in this test report refer only to the sample(s) tested and such sample(s) are retained for 30 days only.

Attention: To check the authenticity of testing /inspection report & certificate, please contact us at telephone: (86-755) 8307 1443, or email: CN.Doccheck@sgs.com
 No.1 Workshop, M-10, Middle Section, Science & Technology Park, Nanshan District, Shenzhen, Guangdong, China 518057 t (86-755) 26012053 f (86-755) 26710594 www.sgs.com.cn
 中国·广东·深圳市南山区科技园中区M-10栋1号厂房 邮编: 518057 t (86-755) 26012053 f (86-755) 26710594 sgs.china@sgs.com

Test Mode: 01; Line: Live line

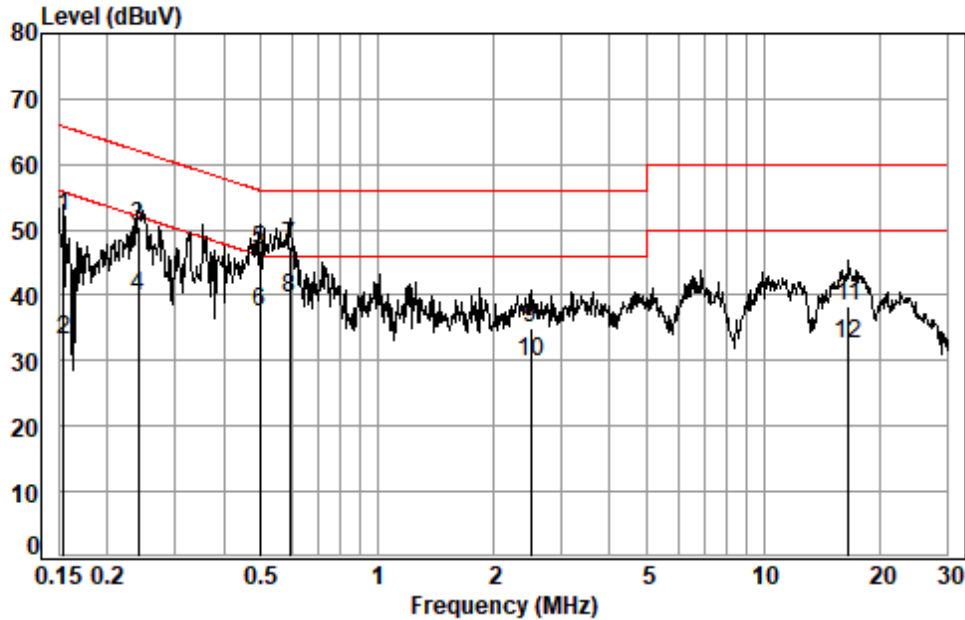


Site : Shielding Room
 Condition: Line
 Job No. : 04146AT
 Test mode: 01

	Freq	Cable Loss	LISN Factor	Read Level	Limit Level	Limit Line	Over Limit	Remark
	MHz	dB	dB	dBuV	dBuV	dBuV	dB	
1	0.1524	0.02	10.26	42.57	52.85	65.87	-13.02	QP
2	0.1524	0.02	10.26	26.05	36.33	55.87	-19.54	Average
3 *	0.2429	0.03	10.29	43.38	53.70	62.00	-8.30	QP
4	0.2429	0.03	10.29	32.13	42.45	52.00	-9.55	Average
5	0.3615	0.03	10.32	37.52	47.87	58.69	-10.82	QP
6 *	0.3615	0.03	10.32	31.98	42.33	48.69	-6.36	Average
7	0.5322	0.04	10.35	36.69	47.08	56.00	-8.92	QP
8	0.5322	0.04	10.35	25.62	36.01	46.00	-9.99	Average
9	3.4722	0.08	10.66	22.86	33.60	56.00	-22.40	QP
10	3.4722	0.08	10.66	16.96	27.70	46.00	-18.30	Average
11	12.4495	0.20	10.88	28.54	39.62	60.00	-20.38	QP
12	12.4495	0.20	10.88	23.16	34.24	50.00	-15.76	Average



Test Mode: 01; Line: Neutral Line



Site : Shielding Room
 Condition: Neutral
 Job No. : 04146AT
 Test mode: 01

	Freq	Cable Loss	LISN Factor	Read Level	Level	Limit Line	Over Limit	Remark
	MHz	dB	dB	dBuV	dBuV	dBuV	dB	
1	0.1540	0.02	10.24	41.63	51.89	65.78	-13.89	QP
2	0.1540	0.02	10.24	22.83	33.09	55.78	-22.69	Average
3	0.2404	0.03	10.26	40.32	50.61	62.08	-11.47	QP
4	0.2404	0.03	10.26	29.61	39.90	52.08	-12.18	Average
5	0.4967	0.04	10.29	36.54	46.87	56.05	-9.18	QP
6	0.4967	0.04	10.29	27.04	37.37	46.05	-8.68	Average
7 *	0.5948	0.04	10.32	37.15	47.51	56.00	-8.49	QP
8 *	0.5948	0.04	10.32	29.26	39.62	46.00	-6.38	Average
9	2.5000	0.07	10.50	24.45	35.02	56.00	-20.98	QP
10	2.5000	0.07	10.50	19.10	29.67	46.00	-16.33	Average
11	16.5732	0.24	10.75	27.37	38.36	60.00	-21.64	QP
12	16.5732	0.24	10.75	21.52	32.51	50.00	-17.49	Average



Unless otherwise agreed in writing, this document is issued by the Company subject to its General Conditions of Service printed overleaf, available on request or accessible at <https://www.sgs.com/en/Terms-and-Conditions>. Attention is drawn to the limitation of liability, indemnification and jurisdiction issues defined therein. Any holder of this document is advised that information contained hereon reflects the Company's findings at the time of its intervention only and within the limits of Client's instructions, if any. The Company's sole responsibility is to its Client and this document does not exonerate parties to a transaction from exercising all their rights and obligations under the transaction documents. This document cannot be reproduced except in full, without prior written approval of the Company. Any unauthorized alteration, forgery or falsification of the content or appearance of this document is unlawful and offenders may be prosecuted to the fullest extent of the law. Unless otherwise stated the results shown in this test report refer only to the sample(s) tested and such sample(s) are retained for 30 days only.

7.2 Contention Based Protocol

Test Requirement 47 CFR Part 15, Subpart E 15.407 (d)
 Test Method: KDB 987594 D02 v02r01
 Limit: Detect co-channel energy with 90% or greater certainty.

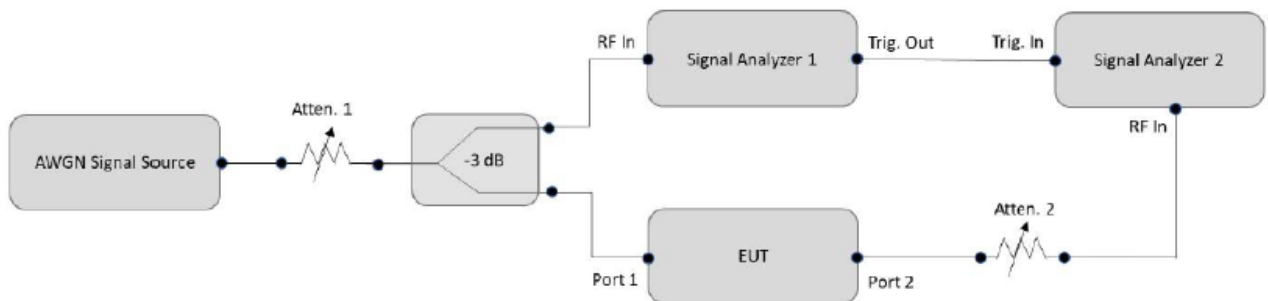
7.2.1 E.U.T. Operation

Operating Environment:
 Temperature: 21.9 °C Humidity: 55.5 % RH Atmospheric Pressure: 1020 mbar

7.2.2 Test Mode Description

Pre-scan / Final test	Mode Code	Description
Final test	06	TX mode (U-NII-5) _Keep the EUT in continuously transmitting mode with all modulation types. All data rates for each modulation type have been tested and found the data rate @ MCS0 is the worst case of IEEE 802.11ax 20/40/80/160, Only the data of worst case is recorded in the report.
Pre-scan	07	TX mode (U-NII-6) _Keep the EUT in continuously transmitting mode with all modulation types. All data rates for each modulation type have been tested and found the data rate @ MCS0 is the worst case of IEEE 802.11ax 20/40/80/160, Only the data of worst case is recorded in the report.
Pre-scan	08	TX mode (U-NII-7) _Keep the EUT in continuously transmitting mode with all modulation types. All data rates for each modulation type have been tested and found the data rate @ MCS0 is the worst case of IEEE 802.11ax 20/40/80/160, Only the data of worst case is recorded in the report.
Pre-scan	09	TX mode (U-NII-8) _Keep the EUT in continuously transmitting mode with all modulation types. All data rates for each modulation type have been tested and found the data rate @ MCS0 is the worst case of IEEE 802.11ax 20/40/80/160, Only the data of worst case is recorded in the report.

7.2.3 Test Setup Diagram



Unless otherwise agreed in writing, this document is issued by the Company subject to its General Conditions of Service printed overleaf, available on request or accessible at <https://www.sgs.com/en/Terms-and-Conditions>. Attention is drawn to the limitation of liability, indemnification and jurisdiction issues defined therein. Any holder of this document is advised that information contained herein reflects the Company's findings at the time of its intervention only and within the limits of Client's instructions, if any. The Company's sole responsibility is to its Client and this document does not exonerate parties to a transaction from exercising all their rights and obligations under the transaction documents. This document cannot be reproduced except in full, without prior written approval of the Company. Any unauthorized alteration, forgery or falsification of the content or appearance of this document is unlawful and offenders may be prosecuted to the fullest extent of the law. Unless otherwise stated the results shown in this test report refer only to the sample(s) tested and such sample(s) are retained for 30 days only.
Attention: To check the authenticity of testing /inspection report & certificate, please contact us at telephone: (86-755) 8307 1443, or email: CN.Doccheck@sgs.com
 No.1 Workshop, M-10, Middle Section, Science & Technology Park, Nanshan District, Shenzhen, Guangdong, China 518057 t (86-755) 26012053 f (86-755) 26710594 www.sgs.com.cn
 中国·广东·深圳市南山区科技园中区M-10栋1号厂房 邮编: 518057 t (86-755) 26012053 f (86-755) 26710594 sgs.china@sgs.com

7.2.4 Measurement Procedure and Data

1. Configure the EUT to transmit with a constant duty cycle.
2. Set the operating parameters of the EUT including power level, operating frequency, modulation and bandwidth.
3. Set the signal analyzer center frequency to the nominal EEUT channel center frequency. The span range of the signal analyzer shall be between two times and five times the OBW of the EUT. Connect the output port of the EUT to the signal analyzer 2, as shown in Figure 2. Ensure that the attenuator 2 provides enough attenuation to not overload the signal analyzer 2 receiver.
4. Monitoring the signal analyzer 2, verify the EUT is operating and transmitting with the parameters set at step two.
5. Using an AWGN signal source, generate (but do not transmit, i.e., RF OFF) a 10 MHz-wide AWGN signal. Use Table 1 to determine the center frequency of the 10 MHz AWGN signal relative to the EUT's channel bandwidth and center frequency.
6. Set the AWGN signal power to an extremely low level (more than 20 dB below the -62 dBm threshold). Connect the AWGN signal source, via a 3-dB splitter, to the signal analyzer 1.
7. Transmit the AWGN signal (RF ON) and verify its characteristics on the signal analyzer 1.
8. Monitor the signal analyzer 2 to verify if the AWGN signal has been detected and the EUT has ceased transmission. If the EUT continues to transmit, then incrementally increase the AWGN signal power level until the EUT stops transmitting.
9. (Including all losses in the RF paths) Determine and record the AWGN signal power level (at the EUT's antenna port) at which the EUT ceased transmission. Repeat the procedure at least 10 times to verify the EUT can detect an AWGN signal with 90% (or better) level of certainty.
10. Refer to Table 1 to determine number of times the detection threshold testing needs to be repeated. If testing is required more than once, then go back to step 5, choose a different center frequency for the AWGN signal and repeat the process.

Detection Level=Injected AWGN Power(dBm)-Antenna Gain(dBi)+Path Loss(dB)

7.2.5 Measurement Procedure and Data

Please Refer to Appendix for Details



7.3 Duty Cycle

Test Requirement KDB 789033 D02 II B 1
 Test Method: KDB 789033 II B 1

7.3.1 E.U.T. Operation

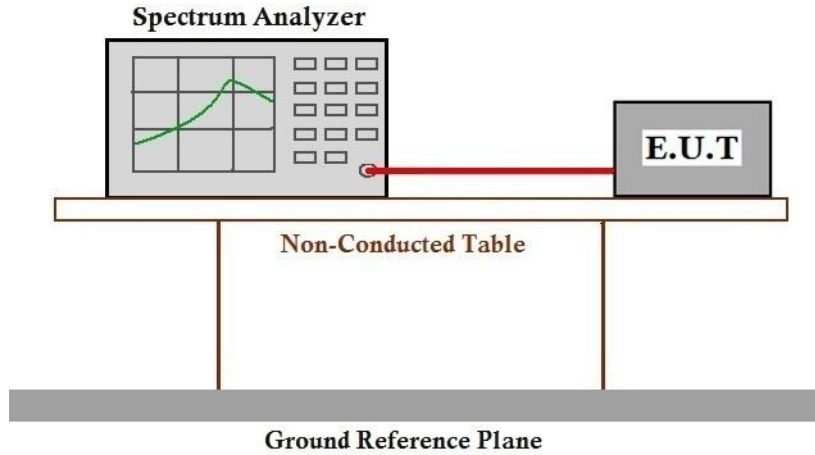
Operating Environment:
 Temperature: 21.9 °C Humidity: 55.5 % RH Atmospheric Pressure: 1020 mbar

7.3.2 Test Mode Description

Pre-scan / Final test	Mode Code	Description
Final test	01	TX mode (U-NII-1)_Keep the EUT in continuously transmitting mode with all modulation types. All data rates for each modulation type have been tested and found the data rate @ 6Mbps is the worst case of IEEE 802.11a; data rate @ MCS0 is the worst case of IEEE 802.11n/ac/ax 20/40/80, Only the data of worst case is recorded in the report.
Final test	04	TX mode (U-NII-3) _Keep the EUT in continuously transmitting mode with all modulation types. All data rates for each modulation type have been tested and found the data rate @ 6Mbps is the worst case of IEEE 802.11a; data rate @ MCS0 is the worst case of IEEE 802.11n/ac/ax 20/40/80, Only the data of worst case is recorded in the report.
Final test	06	TX mode (U-NII-5) _Keep the EUT in continuously transmitting mode with all modulation types. All data rates for each modulation type have been tested and found the data rate @ MCS0 is the worst case of IEEE 802.11ax 20/40/80/160, Only the data of worst case is recorded in the report.
Final test	07	TX mode (U-NII-6) _Keep the EUT in continuously transmitting mode with all modulation types. All data rates for each modulation type have been tested and found the data rate @ MCS0 is the worst case of IEEE 802.11ax 20/40/80/160, Only the data of worst case is recorded in the report.
Final test	08	TX mode (U-NII-7) _Keep the EUT in continuously transmitting mode with all modulation types. All data rates for each modulation type have been tested and found the data rate @ MCS0 is the worst case of IEEE 802.11ax 20/40/80/160, Only the data of worst case is recorded in the report.
Final test	09	TX mode (U-NII-8) _Keep the EUT in continuously transmitting mode with all modulation types. All data rates for each modulation type have been tested and found the data rate @ MCS0 is the worst case of IEEE 802.11ax 20/40/80/160, Only the data of worst case is recorded in the report.



7.3.3 Test Setup Diagram



7.3.4 Measurement Procedure and Data

Please Refer to Appendix for Details



Unless otherwise agreed in writing, this document is issued by the Company subject to its General Conditions of Service printed overleaf, available on request or accessible at <https://www.sgs.com/en/Terms-and-Conditions>. Attention is drawn to the limitation of liability, indemnification and jurisdiction issues defined therein. Any holder of this document is advised that information contained hereon reflects the Company's findings at the time of its intervention only and within the limits of Client's instructions, if any. The Company's sole responsibility is to its Client and this document does not exonerate parties to a transaction from exercising all their rights and obligations under the transaction documents. This document cannot be reproduced except in full, without prior written approval of the Company. Any unauthorized alteration, forgery or falsification of the content or appearance of this document is unlawful and offenders may be prosecuted to the fullest extent of the law. Unless otherwise stated the results shown in this test report refer only to the sample(s) tested and such sample(s) are retained for 30 days only.

Attention: To check the authenticity of testing /inspection report & certificate, please contact us at telephone: (86-755) 8307 1443, or email: CN.Doccheck@sgs.com

7.4 99% Bandwidth

Test Requirement N/A
 Test Method: KDB 789033 II D

7.4.1 E.U.T. Operation

Operating Environment:
 Temperature: 21.9 °C Humidity: 55.5 % RH Atmospheric Pressure: 1020 mbar

7.4.2 Test Mode Description

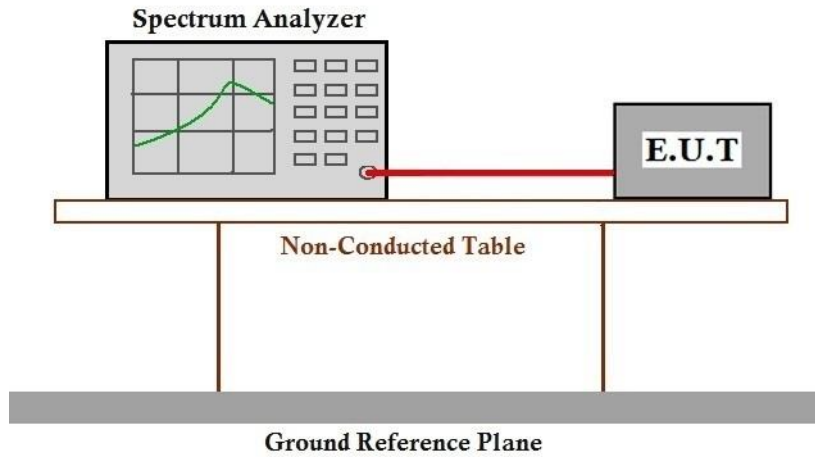
Pre-scan / Final test	Mode Code	Description
Final test	01	TX mode (U-NII-1)_Keep the EUT in continuously transmitting mode with all modulation types. All data rates for each modulation type have been tested and found the data rate @ 6Mbps is the worst case of IEEE 802.11a; data rate @ MCS0 is the worst case of IEEE 802.11n/ac/ax 20/40/80, Only the data of worst case is recorded in the report.
Final test	04	TX mode (U-NII-3) _Keep the EUT in continuously transmitting mode with all modulation types. All data rates for each modulation type have been tested and found the data rate @ 6Mbps is the worst case of IEEE 802.11a; data rate @ MCS0 is the worst case of IEEE 802.11n/ac/ax 20/40/80, Only the data of worst case is recorded in the report.
Final test	06	TX mode (U-NII-5) _Keep the EUT in continuously transmitting mode with all modulation types. All data rates for each modulation type have been tested and found the data rate @ MCS0 is the worst case of IEEE 802.11ax 20/40/80/160, Only the data of worst case is recorded in the report.
Final test	07	TX mode (U-NII-6) _Keep the EUT in continuously transmitting mode with all modulation types. All data rates for each modulation type have been tested and found the data rate @ MCS0 is the worst case of IEEE 802.11ax 20/40/80/160, Only the data of worst case is recorded in the report.
Final test	08	TX mode (U-NII-7) _Keep the EUT in continuously transmitting mode with all modulation types. All data rates for each modulation type have been tested and found the data rate @ MCS0 is the worst case of IEEE 802.11ax 20/40/80/160, Only the data of worst case is recorded in the report.
Final test	09	TX mode (U-NII-8) _Keep the EUT in continuously transmitting mode with all modulation types. All data rates for each modulation type have been tested and found the data rate @ MCS0 is the worst case of IEEE 802.11ax 20/40/80/160, Only the data of worst case is recorded in the report.



Unless otherwise agreed in writing, this document is issued by the Company subject to its General Conditions of Service printed overleaf, available on request or accessible at <https://www.sgs.com/en/Terms-and-Conditions>. Attention is drawn to the limitation of liability, indemnification and jurisdiction issues defined therein. Any holder of this document is advised that information contained hereon reflects the Company's findings at the time of its intervention only and within the limits of Client's instructions, if any. The Company's sole responsibility is to its Client and this document does not exonerate parties to a transaction from exercising all their rights and obligations under the transaction documents. This document cannot be reproduced except in full, without prior written approval of the Company. Any unauthorized alteration, forgery or falsification of the content or appearance of this document is unlawful and offenders may be prosecuted to the fullest extent of the law. Unless otherwise stated the results shown in this test report refer only to the sample(s) tested and such sample(s) are retained for 30 days only.

Attention: To check the authenticity of testing /inspection report & certificate, please contact us at telephone: (86-755) 8307 1443, or email: CN.Doccheck@sgs.com
 No.1 Workshop, M-10, Middle Section, Science & Technology Park, Nanshan District, Shenzhen, Guangdong, China 518057 t (86-755) 26012053 f (86-755) 26710594 www.sgs.com.cn
 中国·广东·深圳市南山区科技园中区M-10栋1号厂房 邮编: 518057 t (86-755) 26012053 f (86-755) 26710594 sgs.china@sgs.com

7.4.3 Test Setup Diagram



7.4.4 Measurement Procedure and Data

Please Refer to Appendix for Details



7.5 26dB Emission bandwidth

Test Requirement 47 CFR Part 15, Subpart E 15.407 (a)
 Test Method: KDB 789033 D02 II C 1

7.5.1 E.U.T. Operation

Operating Environment:
 Temperature: 21.9 °C Humidity: 55.5 % RH Atmospheric Pressure: 1020 mbar

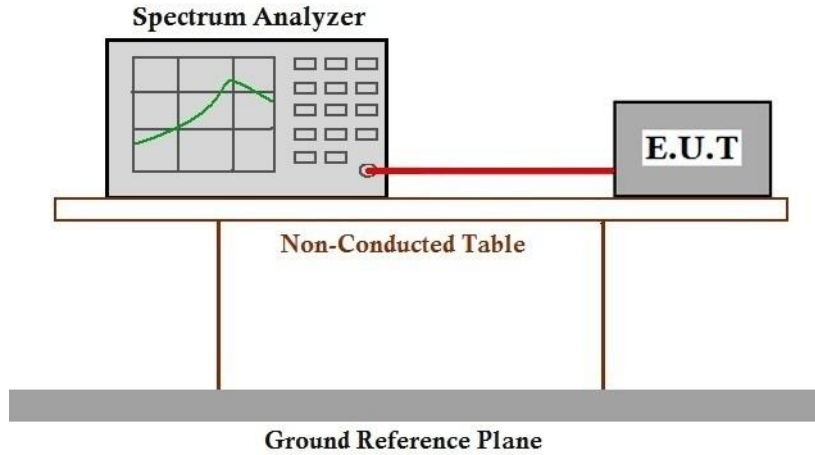
7.5.2 Test Mode Description

Pre-scan / Final test	Mode Code	Description
Final test	01	TX mode (U-NII-1)_Keep the EUT in continuously transmitting mode with all modulation types. All data rates for each modulation type have been tested and found the data rate @ 6Mbps is the worst case of IEEE 802.11a; data rate @ MCS0 is the worst case of IEEE 802.11n/ac/ax 20/40/80, Only the data of worst case is recorded in the report.
Final test	04	TX mode (U-NII-3) _Keep the EUT in continuously transmitting mode with all modulation types. All data rates for each modulation type have been tested and found the data rate @ 6Mbps is the worst case of IEEE 802.11a; data rate @ MCS0 is the worst case of IEEE 802.11n/ac/ax 20/40/80, Only the data of worst case is recorded in the report.
Final test	06	TX mode (U-NII-5) _Keep the EUT in continuously transmitting mode with all modulation types. All data rates for each modulation type have been tested and found the data rate @ MCS0 is the worst case of IEEE 802.11ax 20/40/80/160, Only the data of worst case is recorded in the report.
Final test	07	TX mode (U-NII-6) _Keep the EUT in continuously transmitting mode with all modulation types. All data rates for each modulation type have been tested and found the data rate @ MCS0 is the worst case of IEEE 802.11ax 20/40/80/160, Only the data of worst case is recorded in the report.
Final test	08	TX mode (U-NII-7) _Keep the EUT in continuously transmitting mode with all modulation types. All data rates for each modulation type have been tested and found the data rate @ MCS0 is the worst case of IEEE 802.11ax 20/40/80/160, Only the data of worst case is recorded in the report.
Final test	09	TX mode (U-NII-8) _Keep the EUT in continuously transmitting mode with all modulation types. All data rates for each modulation type have been tested and found the data rate @ MCS0 is the worst case of IEEE 802.11ax 20/40/80/160, Only the data of worst case is recorded in the report.



Unless otherwise agreed in writing, this document is issued by the Company subject to its General Conditions of Service printed overleaf, available on request or accessible at <https://www.sgs.com/en/Terms-and-Conditions>. Attention is drawn to the limitation of liability, indemnification and jurisdiction issues defined therein. Any holder of this document is advised that information contained hereon reflects the Company's findings at the time of its intervention only and within the limits of Client's instructions, if any. The Company's sole responsibility is to its Client and this document does not exonerate parties to a transaction from exercising all their rights and obligations under the transaction documents. This document cannot be reproduced except in full, without prior written approval of the Company. Any unauthorized alteration, forgery or falsification of the content or appearance of this document is unlawful and offenders may be prosecuted to the fullest extent of the law. Unless otherwise stated the results shown in this test report refer only to the sample(s) tested and such sample(s) are retained for 30 days only.

7.5.3 Test Setup Diagram



7.5.4 Measurement Procedure and Data

Please Refer to Appendix for Details



Unless otherwise agreed in writing, this document is issued by the Company subject to its General Conditions of Service printed overleaf, available on request or accessible at <https://www.sgs.com/en/Terms-and-Conditions>. Attention is drawn to the limitation of liability, indemnification and jurisdiction issues defined therein. Any holder of this document is advised that information contained hereon reflects the Company's findings at the time of its intervention only and within the limits of Client's instructions, if any. The Company's sole responsibility is to its Client and this document does not exonerate parties to a transaction from exercising all their rights and obligations under the transaction documents. This document cannot be reproduced except in full, without prior written approval of the Company. Any unauthorized alteration, forgery or falsification of the content or appearance of this document is unlawful and offenders may be prosecuted to the fullest extent of the law. Unless otherwise stated the results shown in this test report refer only to the sample(s) tested and such sample(s) are retained for 30 days only.

Attention: To check the authenticity of testing /inspection report & certificate, please contact us at telephone: (86-755) 8307 1443, or email: CN.Doccheck@sgs.com

7.6 Minimum 6 dB bandwidth (5.725-5.85 GHz band)

Test Requirement 47 CFR Part 15, Subpart E 15.407 (e)

Test Method: KDB 789033 D02 II C 2

Limit:

Frequency band(MHz)	Limit
5725-5850	≥500 kHz

7.6.1 E.U.T. Operation

Operating Environment:

Temperature: 21.9 °C Humidity: 55.5 % RH Atmospheric Pressure: 1020 mbar

7.6.2 Test Mode Description

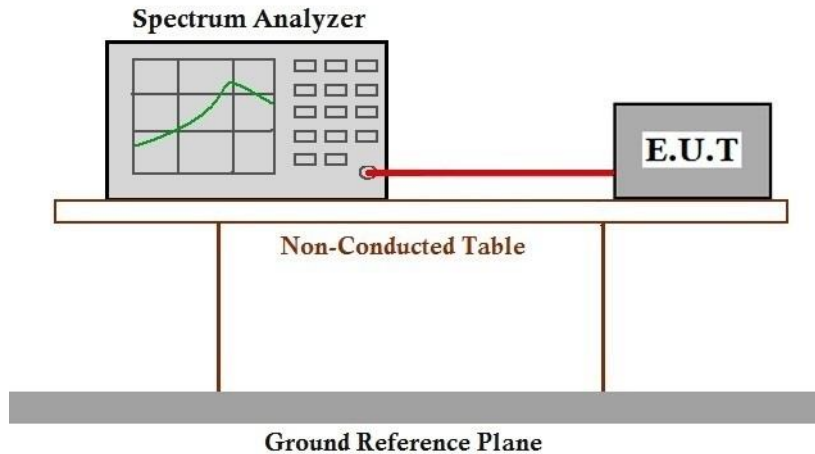
Pre-scan / Final test	Mode Code	Description
Final test	04	TX mode (U-NII-3) _Keep the EUT in continuously transmitting mode with all modulation types. All data rates for each modulation type have been tested and found the data rate @ 6Mbps is the worst case of IEEE 802.11a; data rate @ MCS0 is the worst case of IEEE 802.11n/ac/ax 20/40/80, Only the data of worst case is recorded in the report.
Final test	06	TX mode (U-NII-5) _Keep the EUT in continuously transmitting mode with all modulation types. All data rates for each modulation type have been tested and found the data rate @ MCS0 is the worst case of IEEE 802.11ax 20/40/80/160, Only the data of worst case is recorded in the report.
Final test	07	TX mode (U-NII-6) _Keep the EUT in continuously transmitting mode with all modulation types. All data rates for each modulation type have been tested and found the data rate @ MCS0 is the worst case of IEEE 802.11ax 20/40/80/160, Only the data of worst case is recorded in the report.
Final test	08	TX mode (U-NII-7) _Keep the EUT in continuously transmitting mode with all modulation types. All data rates for each modulation type have been tested and found the data rate @ MCS0 is the worst case of IEEE 802.11ax 20/40/80/160, Only the data of worst case is recorded in the report.
Final test	09	TX mode (U-NII-8) _Keep the EUT in continuously transmitting mode with all modulation types. All data rates for each modulation type have been tested and found the data rate @ MCS0 is the worst case of IEEE 802.11ax 20/40/80/160, Only the data of worst case is recorded in the report.



Unless otherwise agreed in writing, this document is issued by the Company subject to its General Conditions of Service printed overleaf, available on request or accessible at <https://www.sgs.com/en/Terms-and-Conditions>. Attention is drawn to the limitation of liability, indemnification and jurisdiction issues defined therein. Any holder of this document is advised that information contained hereon reflects the Company's findings at the time of its intervention only and within the limits of Client's instructions, if any. The Company's sole responsibility is to its Client and this document does not exonerate parties to a transaction from exercising all their rights and obligations under the transaction documents. This document cannot be reproduced except in full, without prior written approval of the Company. Any unauthorized alteration, forgery or falsification of the content or appearance of this document is unlawful and offenders may be prosecuted to the fullest extent of the law. Unless otherwise stated the results shown in this test report refer only to the sample(s) tested and such sample(s) are retained for 30 days only.

Attention: To check the authenticity of testing /inspection report & certificate, please contact us at telephone: (86-755) 8307 1443, or email: CN.Doccheck@sgs.com

7.6.3 Test Setup Diagram



7.6.4 Measurement Procedure and Data

Please Refer to Appendix for Details



Unless otherwise agreed in writing, this document is issued by the Company subject to its General Conditions of Service printed overleaf, available on request or accessible at <https://www.sgs.com/en/Terms-and-Conditions>. Attention is drawn to the limitation of liability, indemnification and jurisdiction issues defined therein. Any holder of this document is advised that information contained hereon reflects the Company's findings at the time of its intervention only and within the limits of Client's instructions, if any. The Company's sole responsibility is to its Client and this document does not exonerate parties to a transaction from exercising all their rights and obligations under the transaction documents. This document cannot be reproduced except in full, without prior written approval of the Company. Any unauthorized alteration, forgery or falsification of the content or appearance of this document is unlawful and offenders may be prosecuted to the fullest extent of the law. Unless otherwise stated the results shown in this test report refer only to the sample(s) tested and such sample(s) are retained for 30 days only.

Attention: To check the authenticity of testing /inspection report & certificate, please contact us at telephone: (86-755) 8307 1443, or email: CN.Doccheck@sgs.com

7.7 Maximum Conducted output power

Test Requirement 47 CFR Part 15, Subpart E 15.407 (a)

Test Method: KDB 789033 D02 II E

Limit:

Frequency band(MHz)	Limit
5150-5250	≤1W(30dBm) for master device
	≤250mW(24dBm) for client device
5250-5350	≤250mW(24dBm) or 11dBm+10logB*
5470-5725	≤250mW(24dBm) or 11dBm+10logB*
5725-5850	≤1W(30dBm)
Remark:	* Where B is the 26dB emission bandwidth in MHz. The maximum conducted output power must be measured over any interval of continuous transmission using instrumentation calibrated in terms of an rms-equivalent voltage.

CFR 15.407 (a)(8) For client devices operating under the control of an indoor access point in the 5.925-7.125 GHz bands, the maximum e.i.r.p. over the frequency band of operation must not exceed 24 dBm.

7.7.1 E.U.T. Operation

Operating Environment:

Temperature: 21.9 °C Humidity: 55.5 % RH Atmospheric Pressure: 1020 mbar

7.7.2 Test Mode Description

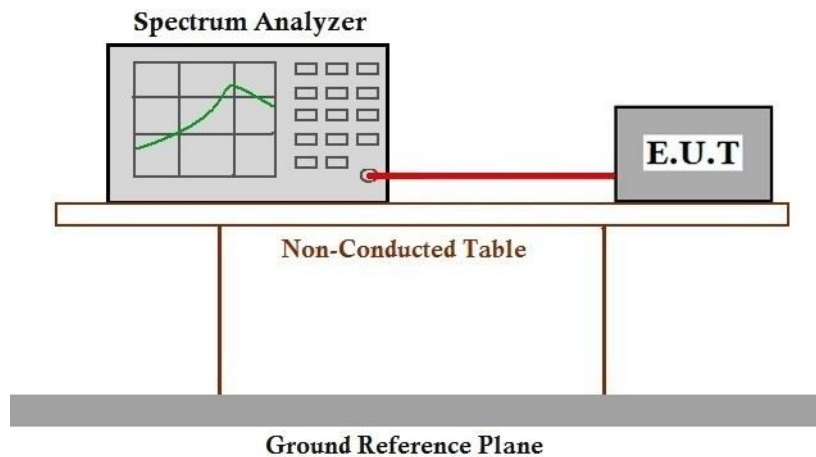
Pre-scan / Final test	Mode Code	Description
Final test	01	TX mode (U-NII-1)_Keep the EUT in continuously transmitting mode with all modulation types. All data rates for each modulation type have been tested and found the data rate @ 6Mbps is the worst case of IEEE 802.11a; data rate @ MCS0 is the worst case of IEEE 802.11n/ac/ax 20/40/80, Only the data of worst case is recorded in the report.
Final test	04	TX mode (U-NII-3) _Keep the EUT in continuously transmitting mode with all modulation types. All data rates for each modulation type have been tested and found the data rate @ 6Mbps is the worst case of IEEE 802.11a; data rate @ MCS0 is the worst case of IEEE 802.11n/ac/ax 20/40/80, Only the data of worst case is recorded in the report.
Final test	06	TX mode (U-NII-5) _Keep the EUT in continuously transmitting mode with all modulation types. All data rates for each modulation type have been tested and found the data rate @ MCS0 is the worst case of IEEE 802.11ax 20/40/80/160, Only the data of worst case is recorded in the report.
Final test	07	TX mode (U-NII-6) _Keep the EUT in continuously transmitting mode with all modulation types. All data rates for each modulation type have been tested and



Unless otherwise agreed in writing, this document is issued by the Company subject to its General Conditions of Service printed overleaf, available on request or accessible at <https://www.sgs.com/en/Terms-and-Conditions>. Attention is drawn to the limitation of liability, indemnification and jurisdiction issues defined therein. Any holder of this document is advised that information contained hereon reflects the Company's findings at the time of its intervention only and within the limits of Client's instructions, if any. The Company's sole responsibility is to its Client and this document does not exonerate parties to a transaction from exercising all their rights and obligations under the transaction documents. This document cannot be reproduced except in full, without prior written approval of the Company. Any unauthorized alteration, forgery or falsification of the content or appearance of this document is unlawful and offenders may be prosecuted to the fullest extent of the law. Unless otherwise stated the results shown in this test report refer only to the sample(s) tested and such sample(s) are retained for 30 days only.

		found the data rate @ MCS0 is the worst case of IEEE 802.11ax 20/40/80/160, Only the data of worst case is recorded in the report.
Final test	08	TX mode (U-NII-7) _Keep the EUT in continuously transmitting mode with all modulation types. All data rates for each modulation type have been tested and found the data rate @ MCS0 is the worst case of IEEE 802.11ax 20/40/80/160, Only the data of worst case is recorded in the report.
Final test	09	TX mode (U-NII-8) _Keep the EUT in continuously transmitting mode with all modulation types. All data rates for each modulation type have been tested and found the data rate @ MCS0 is the worst case of IEEE 802.11ax 20/40/80/160, Only the data of worst case is recorded in the report.

7.7.3 Test Setup Diagram



7.7.4 Measurement Procedure and Data

Note: Since the verify power the same operating range bandwidth and smaller power can be covered by the higher power.

Please Refer to Appendix for Details



Unless otherwise agreed in writing, this document is issued by the Company subject to its General Conditions of Service printed overleaf, available on request or accessible at <https://www.sgs.com/en/Terms-and-Conditions>. Attention is drawn to the limitation of liability, indemnification and jurisdiction issues defined therein. Any holder of this document is advised that information contained hereon reflects the Company's findings at the time of its intervention only and within the limits of Client's instructions, if any. The Company's sole responsibility is to its Client and this document does not exonerate parties to a transaction from exercising all their rights and obligations under the transaction documents. This document cannot be reproduced except in full, without prior written approval of the Company. Any unauthorized alteration, forgery or falsification of the content or appearance of this document is unlawful and offenders may be prosecuted to the fullest extent of the law. Unless otherwise stated the results shown in this test report refer only to the sample(s) tested and such sample(s) are retained for 30 days only.

Attention: To check the authenticity of testing /inspection report & certificate, please contact us at telephone: (86-755) 8307 1443, or email: CN.Doccheck@sgs.com

7.8 Peak Power spectrum density

Test Requirement 47 CFR Part 15, Subpart E 15.407 (a)

Test Method: KDB 789033 D02 II F

Limit:

Frequency band(MHz)	Limit
5150-5250	≤17dBm in 1MHz for master device
	≤11dBm in 1MHz for client device
5250-5350	≤11dBm in 1MHz for client device
5470-5725	≤11dBm in 1MHz for client device
5725-5850	≤30dBm in 500 kHz
Remark:	The maximum power spectral density is measured as a conducted emission by direct connection of a calibrated test instrument to the equipment under test.

CFR 15.407 (a)(8) For client devices operating under the control of an indoor access point in the 5.925-7.125 GHz bands, the maximum power spectral density must not exceed -1 dBm e.i.r.p. in any 1-megahertz band.

7.8.1 E.U.T. Operation

Operating Environment:

Temperature: 21.9 °C Humidity: 55.5 % RH Atmospheric Pressure: 1020 mbar

7.8.2 Test Mode Description

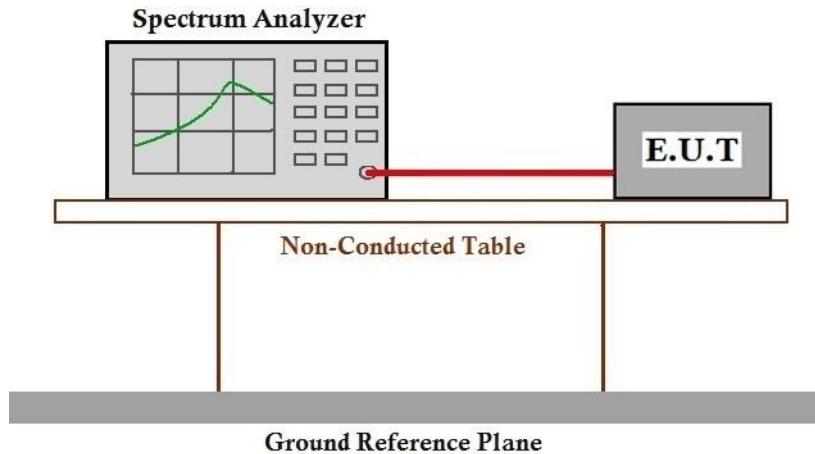
Pre-scan / Final test	Mode Code	Description
Final test	01	TX mode (U-NII-1) _Keep the EUT in continuously transmitting mode with all modulation types. All data rates for each modulation type have been tested and found the data rate @ 6Mbps is the worst case of IEEE 802.11a; data rate @ MCS0 is the worst case of IEEE 802.11n/ac/ax 20/40/80, Only the data of worst case is recorded in the report.
Final test	04	TX mode (U-NII-3) _Keep the EUT in continuously transmitting mode with all modulation types. All data rates for each modulation type have been tested and found the data rate @ 6Mbps is the worst case of IEEE 802.11a; data rate @ MCS0 is the worst case of IEEE 802.11n/ac/ax 20/40/80, Only the data of worst case is recorded in the report.
Final test	06	TX mode (U-NII-5) _Keep the EUT in continuously transmitting mode with all modulation types. All data rates for each modulation type have been tested and found the data rate @ MCS0 is the worst case of IEEE 802.11ax 20/40/80/160, Only the data of worst case is recorded in the report.
Final test	07	TX mode (U-NII-6) _Keep the EUT in continuously transmitting mode with all modulation types. All data rates for each modulation type have been tested and found the data rate @ MCS0 is the worst case of IEEE 802.11ax 20/40/80/160, Only the data of worst case is recorded in the report.
Final test	08	TX mode (U-NII-7) _Keep the EUT in continuously transmitting mode with all



Unless otherwise agreed in writing, this document is issued by the Company subject to its General Conditions of Service printed overleaf, available on request or accessible at <https://www.sgs.com/en/Terms-and-Conditions>. Attention is drawn to the limitation of liability, indemnification and jurisdiction issues defined therein. Any holder of this document is advised that information contained hereon reflects the Company's findings at the time of its intervention only and within the limits of Client's instructions, if any. The Company's sole responsibility is to its Client and this document does not exonerate parties to a transaction from exercising all their rights and obligations under the transaction documents. This document cannot be reproduced except in full, without prior written approval of the Company. Any unauthorized alteration, forgery or falsification of the content or appearance of this document is unlawful and offenders may be prosecuted to the fullest extent of the law. Unless otherwise stated the results shown in this test report refer only to the sample(s) tested and such sample(s) are retained for 30 days only.

		modulation types. All data rates for each modulation type have been tested and found the data rate @ MCS0 is the worst case of IEEE 802.11ax 20/40/80/160, Only the data of worst case is recorded in the report.
Final test	09	TX mode (U-NII-8) _Keep the EUT in continuously transmitting mode with all modulation types. All data rates for each modulation type have been tested and found the data rate @ MCS0 is the worst case of IEEE 802.11ax 20/40/80/160, Only the data of worst case is recorded in the report.

7.8.3 Test Setup Diagram



7.8.4 Measurement Procedure and Data

Please Refer to Appendix for Details



Unless otherwise agreed in writing, this document is issued by the Company subject to its General Conditions of Service printed overleaf, available on request or accessible at <https://www.sgs.com/en/Terms-and-Conditions>. Attention is drawn to the limitation of liability, indemnification and jurisdiction issues defined therein. Any holder of this document is advised that information contained hereon reflects the Company's findings at the time of its intervention only and within the limits of Client's instructions, if any. The Company's sole responsibility is to its Client and this document does not exonerate parties to a transaction from exercising all their rights and obligations under the transaction documents. This document cannot be reproduced except in full, without prior written approval of the Company. Any unauthorized alteration, forgery or falsification of the content or appearance of this document is unlawful and offenders may be prosecuted to the fullest extent of the law. Unless otherwise stated the results shown in this test report refer only to the sample(s) tested and such sample(s) are retained for 30 days only.

Attention: To check the authenticity of testing /inspection report & certificate, please contact us at telephone: (86-755) 8307 1443, or email: CN.Doccheck@sgs.com
 No.1 Workshop, M-10, Middle Section, Science & Technology Park, Nanshan District, Shenzhen, Guangdong, China 518057 t (86-755) 26012053 f (86-755) 26710594 www.sgs.com.cn
 中国·广东·深圳市南山区科技园中区M-10栋1号厂房 邮编: 518057 t (86-755) 26012053 f (86-755) 26710594 sgs.china@sgs.com

7.9 Radiated Emissions (Below 1GHz)

Test Requirement 47 CFR Part 15, Subpart C 15.209 & Subpart E 15.407(b)
 Test Method: KDB 789033 D02 II G
 Measurement Distance: 3m

Limit:

Frequency(MHz)	Field strength(microvolts/meter)	Measurement distance(meters)
0.009-0.490	2400/F(kHz)	300
0.490-1.705	24000/F(kHz)	30
1.705-30.0	30	30
30-88	100	3
88-216	150	3
216-960	200	3
960-1000	500	3

7.9.1 E.U.T. Operation

Operating Environment:
 Temperature: 23.2 °C Humidity: 45.8 % RH Atmospheric Pressure: 1000 mbar

7.9.2 Test Mode Description

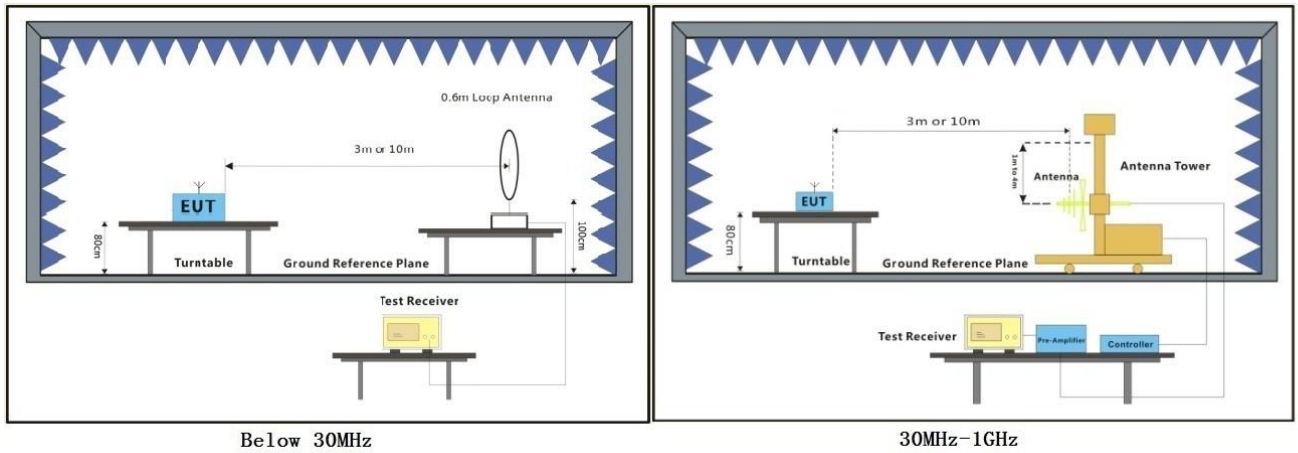
Pre-scan / Final test	Mode Code	Description
Final test	01	TX mode (U-NII-1)_Keep the EUT in continuously transmitting mode with all modulation types. All data rates for each modulation type have been tested and found the data rate @ 6Mbps is the worst case of IEEE 802.11a; data rate @ MCS0 is the worst case of IEEE 802.11n/ac/ax 20/40/80, Only the data of worst case is recorded in the report.
Pre-scan	04	TX mode (U-NII-3) _Keep the EUT in continuously transmitting mode with all modulation types. All data rates for each modulation type have been tested and found the data rate @ 6Mbps is the worst case of IEEE 802.11a; data rate @ MCS0 is the worst case of IEEE 802.11n/ac/ax 20/40/80, Only the data of worst case is recorded in the report.
Pre-scan	06	TX mode (U-NII-5) _Keep the EUT in continuously transmitting mode with all modulation types. All data rates for each modulation type have been tested and found the data rate @ MCS0 is the worst case of IEEE 802.11ax 20/40/80/160, Only the data of worst case is recorded in the report.
Pre-scan	07	TX mode (U-NII-6) _Keep the EUT in continuously transmitting mode with all modulation types. All data rates for each modulation type have been tested and found the data rate @ MCS0 is the worst case of IEEE 802.11ax 20/40/80/160, Only



Unless otherwise agreed in writing, this document is issued by the Company subject to its General Conditions of Service printed overleaf, available on request or accessible at <https://www.sgs.com/en/Terms-and-Conditions>. Attention is drawn to the limitation of liability, indemnification and jurisdiction issues defined therein. Any holder of this document is advised that information contained hereon reflects the Company's findings at the time of its intervention only and within the limits of Client's instructions, if any. The Company's sole responsibility is to its Client and this document does not exonerate parties to a transaction from exercising all their rights and obligations under the transaction documents. This document cannot be reproduced except in full, without prior written approval of the Company. Any unauthorized alteration, forgery or falsification of the content or appearance of this document is unlawful and offenders may be prosecuted to the fullest extent of the law. Unless otherwise stated the results shown in this test report refer only to the sample(s) tested and such sample(s) are retained for 30 days only.
Attention: To check the authenticity of testing /inspection report & certificate, please contact us at telephone: (86-755) 8307 1443, or email: CN.Doccheck@sgs.com
 No.1 Workshop, M-10, Middle Section, Science & Technology Park, Nanshan District, Shenzhen, Guangdong, China 518057 t (86-755) 26012053 f (86-755) 26710594 www.sgs.com.cn
 中国·广东·深圳市南山区科技园中区M-10栋1号厂房 邮编: 518057 t (86-755) 26012053 f (86-755) 26710594 sgs.china@sgs.com

		the data of worst case is recorded in the report.
Pre-scan	08	TX mode (U-NII-7) _Keep the EUT in continuously transmitting mode with all modulation types. All data rates for each modulation type have been tested and found the data rate @ MCS0 is the worst case of IEEE 802.11ax 20/40/80/160, Only the data of worst case is recorded in the report.
Pre-scan	09	TX mode (U-NII-8) _Keep the EUT in continuously transmitting mode with all modulation types. All data rates for each modulation type have been tested and found the data rate @ MCS0 is the worst case of IEEE 802.11ax 20/40/80/160, Only the data of worst case is recorded in the report.

7.9.3 Test Setup Diagram



Unless otherwise agreed in writing, this document is issued by the Company subject to its General Conditions of Service printed overleaf, available on request or accessible at <https://www.sgs.com/en/Terms-and-Conditions>. Attention is drawn to the limitation of liability, indemnification and jurisdiction issues defined therein. Any holder of this document is advised that information contained hereon reflects the Company's findings at the time of its intervention only and within the limits of Client's instructions, if any. The Company's sole responsibility is to its Client and this document does not exonerate parties to a transaction from exercising all their rights and obligations under the transaction documents. This document cannot be reproduced except in full, without prior written approval of the Company. Any unauthorized alteration, forgery or falsification of the content or appearance of this document is unlawful and offenders may be prosecuted to the fullest extent of the law. Unless otherwise stated the results shown in this test report refer only to the sample(s) tested and such sample(s) are retained for 30 days only.

Attention: To check the authenticity of testing /inspection report & certificate, please contact us at telephone: (86-755) 8307 1443, or email: CN.Doccheck@sgs.com

7.9.4 Measurement Procedure and Data

- a. For below 1GHz, the EUT was placed on the top of a rotating table 0.8 meters above the ground at a 3 meter semi-anechoic chamber. The table was rotated 360 degrees to determine the position of the highest radiation.
- b. The EUT was set 3 or 10 meters away from the interference-receiving antenna, which was mounted on the top of a variable-height antenna tower.
- c. The antenna height is varied from one meter to four meters above the ground to determine the maximum value of the field strength. Both horizontal and vertical polarizations of the antenna are set to make the measurement.
- d. For each suspected emission, the EUT was arranged to its worst case and then the antenna was tuned to heights from 1 meter to 4 meters (for the test frequency of below 30MHz, the antenna was tuned to heights 1 meter) and the rotatable table was turned from 0 degrees to 360 degrees to find the maximum reading.
- e. The test-receiver system was set to Peak Detect Function and Specified Bandwidth with Maximum Hold Mode.
- f. If the emission level of the EUT in peak mode was 10dB lower than the limit specified, then testing could be stopped and the peak values of the EUT would be reported. Otherwise the emissions that did not have 10dB margin would be re-tested one by one using quasi-peak method as specified and then reported in a data sheet.
- g. Test the EUT in the lowest channel, the middle channel, the Highest channel.
- h. The radiation measurements are performed in X, Y, Z axis positioning for Transmitting mode, and found the X axis positioning which it is the worst case.
- i. Repeat above procedures until all frequencies measured was complete.

Remark:

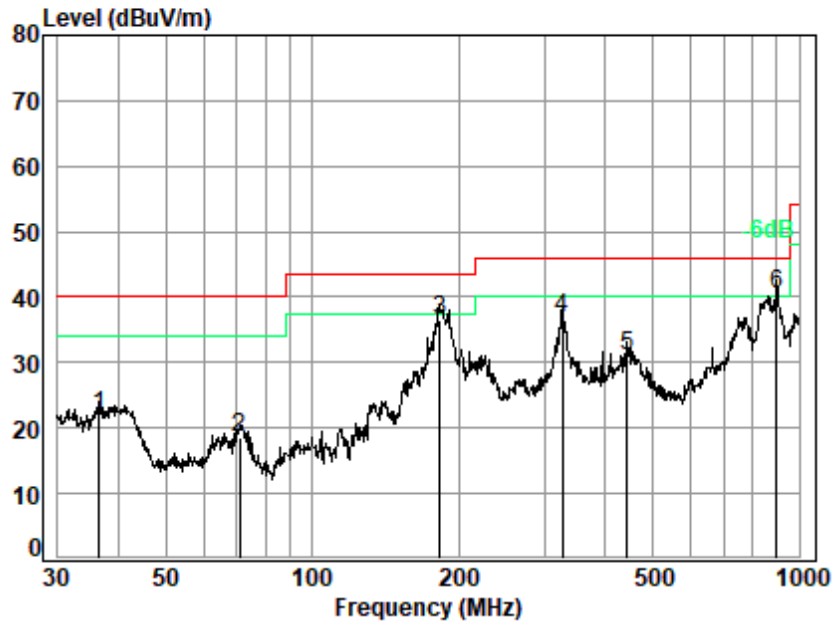
1. Level= Read Level+ Cable Loss+ Antenna Factor- Preamp Factor
2. For emission below 1GHz, through the pre-scan found the worst case is the lowest channel of 802.11a. Only the worst case is recorded in the report.
3. Scan from 9kHz to 30MHz, the disturbance below 30MHz was very low. The points marked on above plots are the highest emissions could be found when testing, so only above points had been displayed. The amplitude of spurious emissions from the radiator which are attenuated more than 20dB below the limit need not be reported.
4. The disturbance below 1GHz was very low and the harmonics were the highest point could be found when testing, so only the above harmonics had been displayed.



Unless otherwise agreed in writing, this document is issued by the Company subject to its General Conditions of Service printed overleaf, available on request or accessible at <https://www.sgs.com/en/Terms-and-Conditions>. Attention is drawn to the limitation of liability, indemnification and jurisdiction issues defined therein. Any holder of this document is advised that information contained hereon reflects the Company's findings at the time of its intervention only and within the limits of Client's instructions, if any. The Company's sole responsibility is to its Client and this document does not exonerate parties to a transaction from exercising all their rights and obligations under the transaction documents. This document cannot be reproduced except in full, without prior written approval of the Company. Any unauthorized alteration, forgery or falsification of the content or appearance of this document is unlawful and offenders may be prosecuted to the fullest extent of the law. Unless otherwise stated the results shown in this test report refer only to the sample(s) tested and such sample(s) are retained for 30 days only.

Attention: To check the authenticity of testing /inspection report & certificate, please contact us at telephone: (86-755) 8307 1443, or email: CN.Doccheck@sgs.com

Test Mode: 01; Polarity: Horizontal



Site : chamber
 Condition: 3m HORIZONTAL
 Job No. : 04146AT
 Test Mode: 01

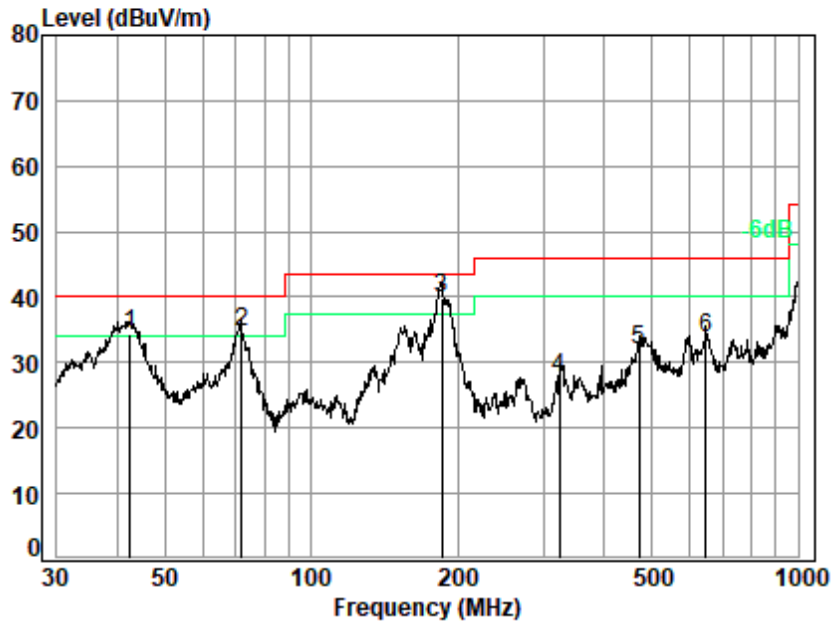
	Ant Freq	Cable Factor	Preamp Loss	Read Level	Limit Level	Limit Line	Over Limit	Remark
	MHz	dB/m	dB	dBuV	dBuV/m	dBuV/m	dB	
1	36.509	18.05	0.71	27.79	31.04	40.00	-17.99	QP
2	71.080	10.55	1.00	27.69	34.64	40.00	-21.50	QP
3	183.201	14.20	1.64	27.31	48.01	43.50	-6.96	QP
4	326.740	18.63	2.27	27.01	42.79	46.00	-9.32	QP
5	443.294	21.10	2.70	27.53	34.83	46.00	-14.90	QP
6 q	896.997	27.96	4.08	27.14	35.58	46.00	-5.52	QP



Unless otherwise agreed in writing, this document is issued by the Company subject to its General Conditions of Service printed overleaf, available on request or accessible at <https://www.sgs.com/en/Terms-and-Conditions>. Attention is drawn to the limitation of liability, indemnification and jurisdiction issues defined therein. Any holder of this document is advised that information contained hereon reflects the Company's findings at the time of its intervention only and within the limits of Client's instructions, if any. The Company's sole responsibility is to its Client and this document does not exonerate parties to a transaction from exercising all their rights and obligations under the transaction documents. This document cannot be reproduced except in full, without prior written approval of the Company. Any unauthorized alteration, forgery or falsification of the content or appearance of this document is unlawful and offenders may be prosecuted to the fullest extent of the law. Unless otherwise stated the results shown in this test report refer only to the sample(s) tested and such sample(s) are retained for 30 days only.

Attention: To check the authenticity of testing /inspection report & certificate, please contact us at telephone: (86-755) 8307 1443, or email: CN.Doccheck@sgs.com
 No.1 Workshop, M-10, Middle Section, Science & Technology Park, Nanshan District, Shenzhen, Guangdong, China 518057 t (86-755) 26012053 f (86-755) 26710594 www.sgs.com.cn
 中国·广东·深圳市南山区科技园中区M-10栋1号厂房 邮编: 518057 t (86-755) 26012053 f (86-755) 26710594 sgs.china@sgs.com

Test Mode: 01; Polarity: Vertical



Site : chamber
 Condition: 3m VERTICAL
 Job No. : 04146AT
 Test Mode: 01

	Ant Freq	Cable Factor	Preamp Loss	Read Level	Limit Level	Over Limit	Remark
	MHz	dB/m	dB	dBuV	dBuV/m	dBuV/m	dB
1	42.451	15.22	0.77	27.77	46.05	34.27	40.00 -5.73 QP
2	71.832	10.50	1.00	27.69	50.73	34.54	40.00 -5.46 QP
3 q	185.138	14.27	1.65	27.30	51.30	39.92	43.50 -3.58 QP
4	323.320	18.60	2.26	26.99	33.92	27.79	46.00 -18.21 QP
5	472.176	22.37	2.80	27.66	34.41	31.92	46.00 -14.08 QP
6	647.386	24.60	3.35	28.08	33.80	33.67	46.00 -12.33 QP



Unless otherwise agreed in writing, this document is issued by the Company subject to its General Conditions of Service printed overleaf, available on request or accessible at <https://www.sgs.com/en/Terms-and-Conditions>. Attention is drawn to the limitation of liability, indemnification and jurisdiction issues defined therein. Any holder of this document is advised that information contained hereon reflects the Company's findings at the time of its intervention only and within the limits of Client's instructions, if any. The Company's sole responsibility is to its Client and this document does not exonerate parties to a transaction from exercising all their rights and obligations under the transaction documents. This document cannot be reproduced except in full, without prior written approval of the Company. Any unauthorized alteration, forgery or falsification of the content or appearance of this document is unlawful and offenders may be prosecuted to the fullest extent of the law. Unless otherwise stated the results shown in this test report refer only to the sample(s) tested and such sample(s) are retained for 30 days only.

Attention: To check the authenticity of testing /inspection report & certificate, please contact us at telephone: (86-755) 8307 1443, or email: CN.Doccheck@sgs.com
 No.1 Workshop, M-10, Middle Section, Science & Technology Park, Nanshan District, Shenzhen, Guangdong, China 518057 t (86-755) 26012053 f (86-755) 26710594 www.sgs.com.cn
 中国·广东·深圳市南山区科技园中区M-10栋1号厂房 邮编: 518057 t (86-755) 26012053 f (86-755) 26710594 sgs.china@sgs.com

7.10 Radiated Emissions (Above 1GHz)

Test Requirement 47 CFR Part 15, Subpart C 15.209 & Subpart E 15.407(b)

Test Method: KDB 789033 D02 II G

Measurement Distance: 3m

Limit:

Frequency(MHz)	Field strength(microvolts/meter)	Measurement distance(meters)
Above 1GHz	500	3
<p>*(1) For transmitters operating in the 5.15-5.25 GHz band: All emissions outside of the 5.15-5.35 GHz band shall not exceed an e.i.r.p. of -27 dBm/MHz.</p> <p>(2) For transmitters operating in the 5.25-5.35 GHz band: All emissions outside of the 5.15-5.35 GHz band shall not exceed an e.i.r.p. of -27 dBm/MHz.</p> <p>(3) For transmitters operating in the 5.47-5.725 GHz band: All emissions outside of the 5.47-5.725 GHz band shall not exceed an e.i.r.p. of -27 dBm/MHz.</p> <p>(4) For transmitters operating in the 5.725-5.85 GHz band:</p> <p>(i) All emissions shall be limited to a level of -27 dBm/MHz at 75 MHz or more above or below the band edge increasing linearly to 10 dBm/MHz at 25 MHz above or below the band edge, and from 25 MHz above or below the band edge increasing linearly to a level of 15.6 dBm/MHz at 5 MHz above or below the band edge, and from 5 MHz above or below the band edge increasing linearly to a level of 27 dBm/MHz at the band edge.</p> <p>Remark: The emission limits shown in the above table are based on measurements employing a CISPR quasi-peak detector except for the frequency bands 9-90kHz, 110-490kHz and above 1000 MHz. Radiated emission limits in these three bands are based on measurements employing an average detector, the peak field strength of any emission shall not exceed the maximum permitted average limits specified above by more than 20 dB under any condition of modulation.</p> <p>(5) For transmitters operating within the 5.925-7.125 GHz band: Any emissions outside of the 5.925-7.125 GHz band must not exceed an e.i.r.p. of -27 dBm/MHz.</p>		

7.10.1 E.U.T. Operation

Operating Environment:

Temperature: 20.2 °C Humidity: 58.7 % RH Atmospheric Pressure: 1000 mbar

7.10.2 Test Mode Description

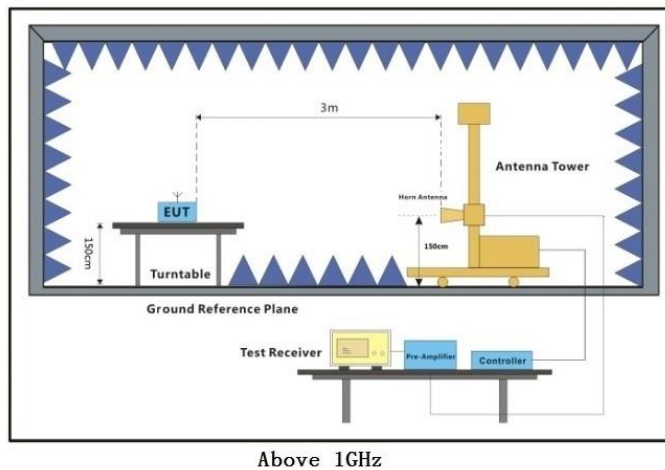
Pre-scan / Final test	Mode Code	Description



Unless otherwise agreed in writing, this document is issued by the Company subject to its General Conditions of Service printed overleaf, available on request or accessible at <https://www.sgs.com/en/Terms-and-Conditions>. Attention is drawn to the limitation of liability, indemnification and jurisdiction issues defined therein. Any holder of this document is advised that information contained hereon reflects the Company's findings at the time of its intervention only and within the limits of Client's instructions, if any. The Company's sole responsibility is to its Client and this document does not exonerate parties to a transaction from exercising all their rights and obligations under the transaction documents. This document cannot be reproduced except in full, without prior written approval of the Company. Any unauthorized alteration, forgery or falsification of the content or appearance of this document is unlawful and offenders may be prosecuted to the fullest extent of the law. Unless otherwise stated the results shown in this test report refer only to the sample(s) tested and such sample(s) are retained for 30 days only.

Final test	01	TX mode (U-NII-1)_Keep the EUT in continuously transmitting mode with all modulation types. All data rates for each modulation type have been tested and found the data rate @ 6Mbps is the worst case of IEEE 802.11a; data rate @ MCS0 is the worst case of IEEE 802.11n/ac/ax 20/40/80, Only the data of worst case is recorded in the report.
Final test	04	TX mode (U-NII-3) _Keep the EUT in continuously transmitting mode with all modulation types. All data rates for each modulation type have been tested and found the data rate @ 6Mbps is the worst case of IEEE 802.11a; data rate @ MCS0 is the worst case of IEEE 802.11n/ac/ax 20/40/80, Only the data of worst case is recorded in the report.
Final test	06	TX mode (U-NII-5) _Keep the EUT in continuously transmitting mode with all modulation types. All data rates for each modulation type have been tested and found the data rate @ MCS0 is the worst case of IEEE 802.11ax 20/40/80/160, Only the data of worst case is recorded in the report.
Final test	07	TX mode (U-NII-6) _Keep the EUT in continuously transmitting mode with all modulation types. All data rates for each modulation type have been tested and found the data rate @ MCS0 is the worst case of IEEE 802.11ax 20/40/80/160, Only the data of worst case is recorded in the report.
Final test	08	TX mode (U-NII-7) _Keep the EUT in continuously transmitting mode with all modulation types. All data rates for each modulation type have been tested and found the data rate @ MCS0 is the worst case of IEEE 802.11ax 20/40/80/160, Only the data of worst case is recorded in the report.
Final test	09	TX mode (U-NII-8) _Keep the EUT in continuously transmitting mode with all modulation types. All data rates for each modulation type have been tested and found the data rate @ MCS0 is the worst case of IEEE 802.11ax 20/40/80/160, Only the data of worst case is recorded in the report.

7.10.3 Test Setup Diagram



Unless otherwise agreed in writing, this document is issued by the Company subject to its General Conditions of Service printed overleaf, available on request or accessible at <https://www.sgs.com/en/Terms-and-Conditions>. Attention is drawn to the limitation of liability, indemnification and jurisdiction issues defined therein. Any holder of this document is advised that information contained hereon reflects the Company's findings at the time of its intervention only and within the limits of Client's instructions, if any. The Company's sole responsibility is to its Client and this document does not exonerate parties to a transaction from exercising all their rights and obligations under the transaction documents. This document cannot be reproduced except in full, without prior written approval of the Company. Any unauthorized alteration, forgery or falsification of the content or appearance of this document is unlawful and offenders may be prosecuted to the fullest extent of the law. Unless otherwise stated the results shown in this test report refer only to the sample(s) tested and such sample(s) are retained for 30 days only.

7.10.4 Measurement Procedure and Data

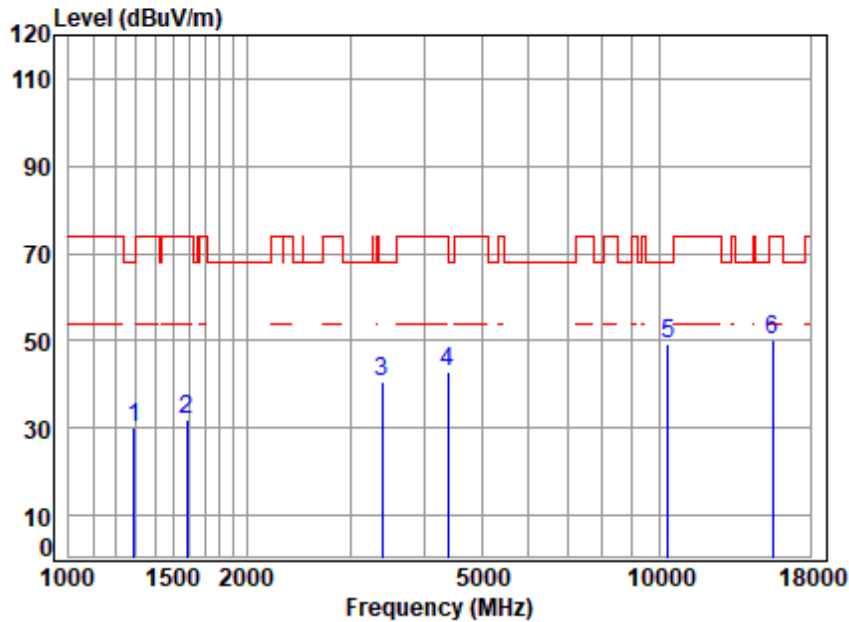
- a. For above 1GHz, the EUT was placed on the top of a rotating table 1.5 meters above the ground at a 3 meter fully-anechoic chamber. The table was rotated 360 degrees to determine the position of the highest radiation.
- b. The EUT was set 3 meters away from the interference-receiving antenna, which was mounted on the top of a variable-height antenna tower.
- c. The antenna height is varied from one meter to four meters above the ground to determine the maximum value of the field strength. Both horizontal and vertical polarizations of the antenna are set to make the measurement.
- d. For each suspected emission, the EUT was arranged to its worst case and then the antenna was tuned to heights from 1 meter to 4 meters (for the test frequency of below 30MHz, the antenna was tuned to heights 1 meter) and the rotatable table was turned from 0 degrees to 360 degrees to find the maximum reading.
- e. The test-receiver system was set to Peak Detect Function and Specified Bandwidth with Maximum Hold Mode.
- f. If the emission level of the EUT in peak mode was 10dB lower than the limit specified, then testing could be stopped and the peak values of the EUT would be reported. Otherwise the emissions that did not have 10dB margin would be re-tested one by one using peak or average method as specified and then reported in a data sheet.
- g. Test the EUT in the lowest channel, the middle channel, the Highest channel.
- h. The radiation measurements are performed in X, Y, Z axis positioning for Transmitting mode, and found the X axis positioning which it is the worst case.
- i. Repeat above procedures until all frequencies measured was complete.

Remark:

1. Level= Read Level+ Cable Loss+ Antenna Factor- Preamp Factor
2. Scan from 18GHz to 40GHz, the disturbance above 18GHz was very low. The points marked on above plots are the highest emissions could be found when testing, so only above points had been displayed. The amplitude of spurious emissions from the radiator which are attenuated more than 20dB below the limit need not be reported.
3. As shown in this section, for frequencies above 1GHz, the field strength limits are based on average limits. However, the peak field strength of any emission shall not exceed the maximum permitted average limits specified above by more than 20 dB under any condition of modulation. For the emissions whose peak level is lower than the average limit, only the peak measurement is shown in the report.
4. The disturbance above 18GHz were very low and the harmonics were the highest point could be found when testing, so only the above harmonics had been displayed.
5. For devices with multiple operating modes, measurements on the middle channel is used to determine the worst-case mode(s). Only the worst case mode with the highest output power and the mode with the highest output power spectral density for each modulation family (e.g., OFDM and direct sequence spread spectrum) is recorded in the test report.



Test Mode: 01; Polarity: Horizontal; Modulation:802.11a; Bandwidth:20MHz; Channel:Low

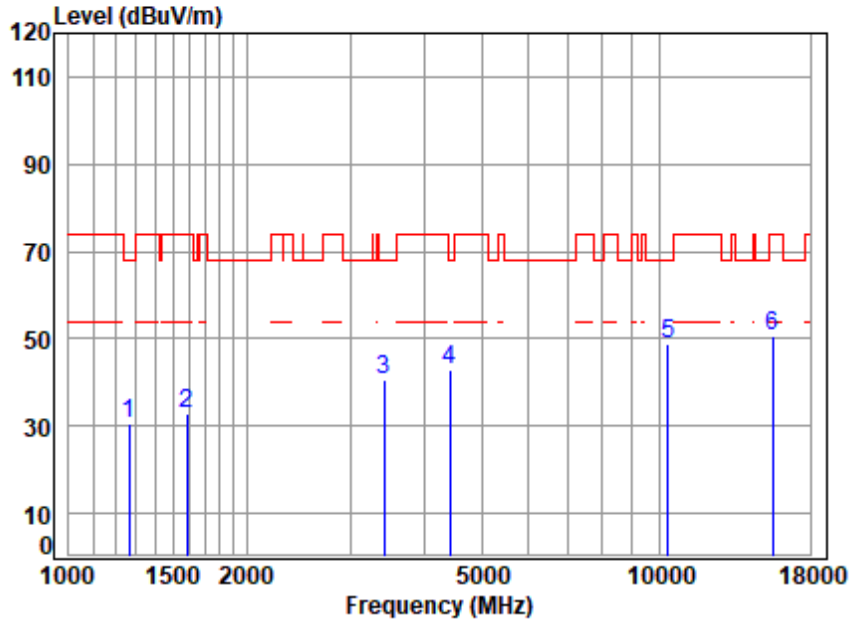


Site : chamber
 Condition: 3m HORIZONTAL
 Job No : 04146AT
 Mode : 5180 TX RSE
 Note : 5G WIFI 11A

	Freq	Cable Loss	Ant Factor	Preamp Factor	Read Level	Level	Limit Line	Over Limit	Remark
	MHz	dB	dB/m	dB	dBuV	dBuV/m	dBuV/m	dB	
1	1289.627	3.74	24.86	38.36	39.97	30.21	68.20	-37.99	peak
2	1583.392	4.18	26.87	38.40	39.47	32.12	74.00	-41.88	peak
3	3396.098	6.10	32.38	36.12	38.12	40.48	68.20	-27.72	peak
4	4392.376	7.05	34.74	35.80	36.88	42.87	74.00	-31.13	peak
5	10360.000	12.73	37.10	37.54	36.95	49.24	68.20	-18.96	peak
6	15540.000	14.23	41.10	37.23	31.98	50.08	74.00	-23.92	peak



Test Mode: 01; Polarity: Vertical; Modulation:802.11a; Bandwidth:20MHz; Channel:Low

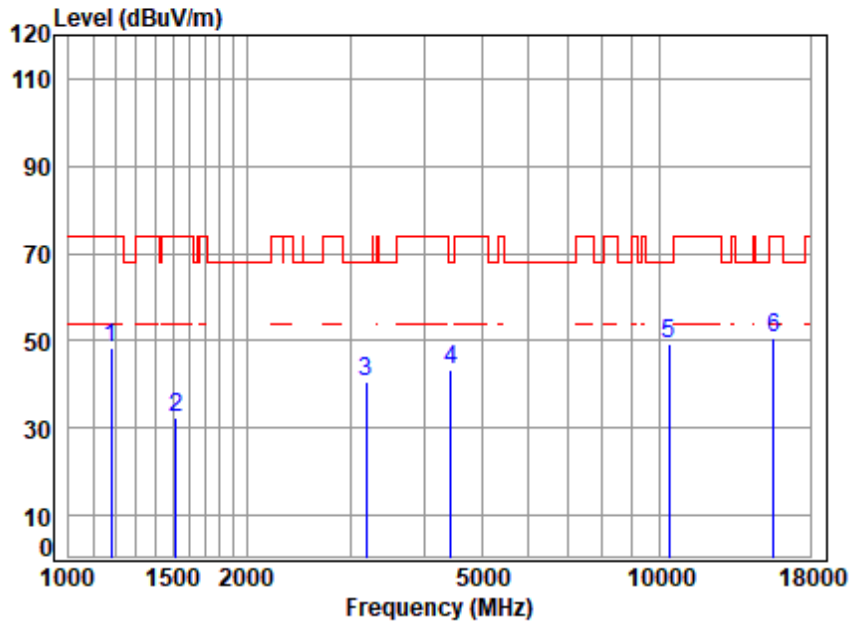


Site : chamber
 Condition: 3m VERTICAL
 Job No : 04146AT
 Mode : 5180 TX RSE
 Note : 5G WIFI 11A

	Freq	Cable Loss	Ant Factor	Preamp Factor	Read Level	Level	Limit Line	Over Limit	Remark
	MHz	dB	dB/m	dB	dBuV	dBuV/m	dBuV/m	dB	
1	1263.796	3.69	25.02	38.35	40.15	30.51	68.20	-37.69	peak
2	1587.975	4.18	26.85	38.40	40.16	32.79	74.00	-41.21	peak
3	3415.787	6.12	32.21	36.12	38.22	40.43	68.20	-27.77	peak
4	4417.841	7.07	34.59	35.78	37.01	42.89	68.20	-25.31	peak
5	10360.000	12.73	37.10	37.54	36.47	48.76	68.20	-19.44	peak
6	15540.000	14.23	41.10	37.23	32.50	50.60	74.00	-23.40	peak



Test Mode: 01; Polarity: Horizontal; Modulation:802.11a; Bandwidth:20MHz; Channel:middle

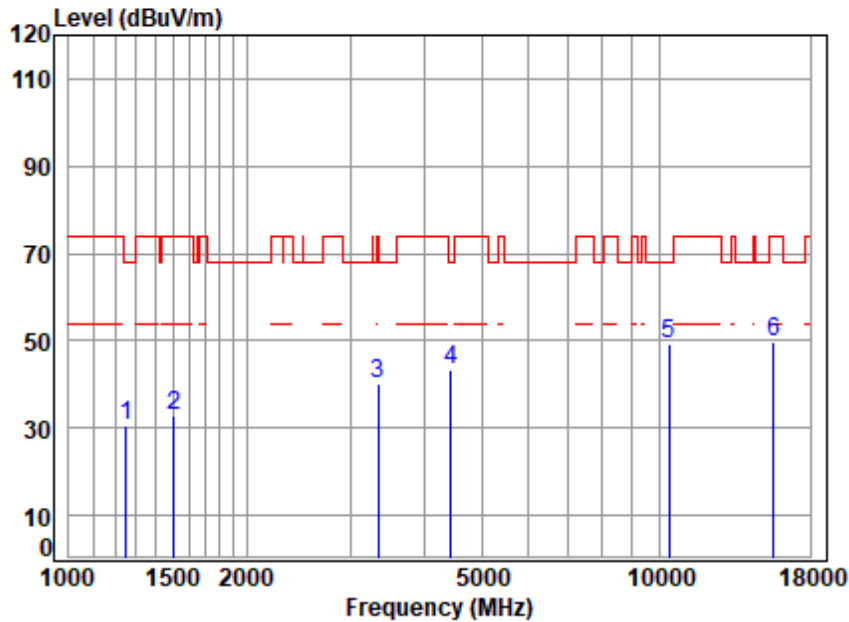


Site : chamber
 Condition: 3m HORIZONTAL
 Job No : 04146AT
 Mode : 5200 TX RSE
 Note : 5G WIFI 11A

	Freq	Cable Loss	Ant Factor	Preamp Factor	Read Level	Level	Limit Line	Over Limit	Remark
	MHz	dB	dB/m	dB	dBuV	dBuV/m	dBuV/m	dB	
1	1179.100	3.54	24.19	38.34	59.15	48.54	74.00	-25.46	peak
2	1516.210	4.08	26.86	38.39	39.76	32.31	74.00	-41.69	peak
3	3186.869	5.83	32.79	36.13	38.20	40.69	68.20	-27.51	peak
4	4430.628	7.08	34.43	35.77	37.80	43.54	68.20	-24.66	peak
5	10400.000	12.74	37.10	37.56	37.15	49.43	68.20	-18.77	peak
6	15600.000	14.25	41.10	37.26	32.64	50.73	74.00	-23.27	peak



Test Mode: 01; Polarity: Vertical; Modulation:802.11a; Bandwidth:20MHz; Channel:middle

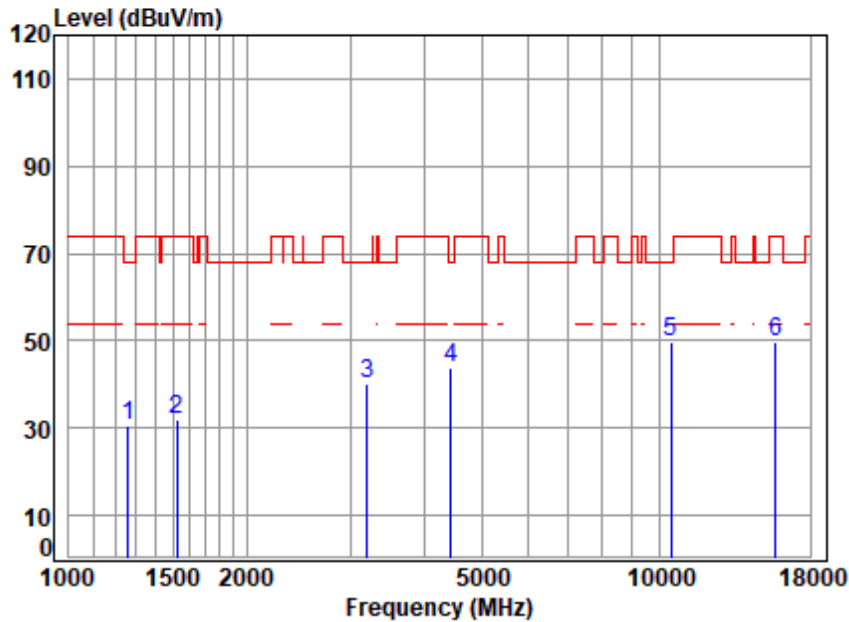


Site : chamber
 Condition: 3m VERTICAL
 Job No : 04146AT
 Mode : 5200 TX RSE
 Note : 5G WIFI 11A

	Freq	Cable Loss	Ant Factor	Preamp Factor	Read Level	Level	Limit Line	Over Limit	Remark
	MHz	dB	dB/m	dB	dBuV	dBuV/m	dBuV/m	dB	
1	1249.269	3.67	25.09	38.35	40.11	30.52	68.20	-37.68	peak
2	1507.470	4.07	26.83	38.39	40.15	32.66	74.00	-41.34	peak
3	3347.371	6.04	32.05	36.12	38.05	40.02	74.00	-33.98	peak
4	4443.453	7.09	34.28	35.77	37.90	43.50	68.20	-24.70	peak
5	10400.000	12.74	37.10	37.56	37.22	49.50	68.20	-18.70	peak
6	15600.000	14.25	41.10	37.26	31.77	49.86	74.00	-24.14	peak



Test Mode: 01; Polarity: Horizontal; Modulation:802.11a; Bandwidth:20MHz; Channel:High

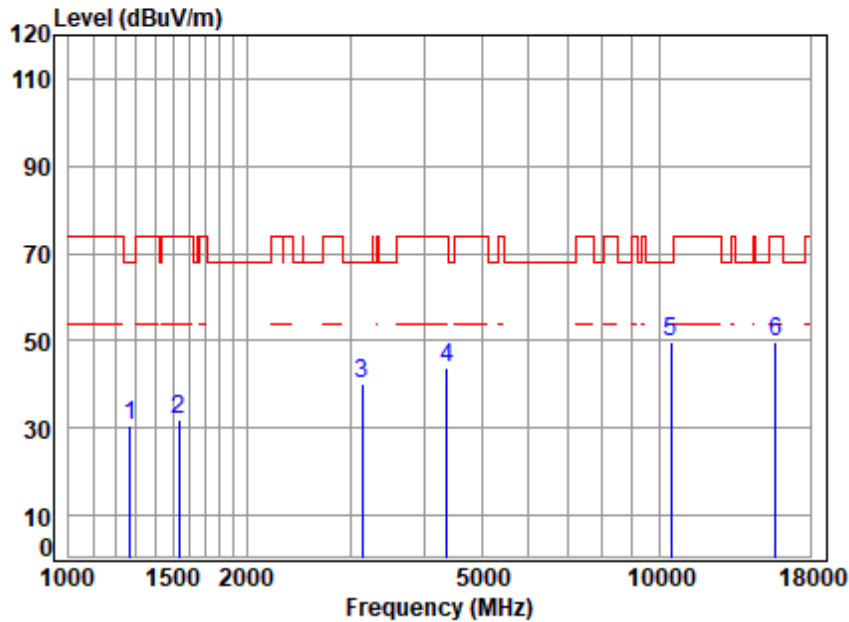


Site : chamber
 Condition: 3m HORIZONTAL
 Job No : 04146AT
 Mode : 5240 TX RSE
 Note : 5G WIFI 11A

	Freq	Cable Loss	Ant Factor	Preamp Factor	Read Level	Level	Limit Line	Over Limit	Remark
	MHz	dB	dB/m	dB	dBuV	dBuV/m	dBuV/m	dB	
1	1260.149	3.69	25.04	38.35	40.22	30.60	68.20	-37.60	peak
2	1525.000	4.10	26.90	38.39	39.41	32.02	74.00	-41.98	peak
3	3196.094	5.84	32.87	36.13	37.80	40.38	68.20	-27.82	peak
4	4430.628	7.08	34.43	35.77	37.94	43.68	68.20	-24.52	peak
5	10480.000	12.76	37.26	37.60	37.11	49.53	68.20	-18.67	peak
6	15720.000	14.29	41.22	37.31	31.41	49.61	74.00	-24.39	peak



Test Mode: 01; Polarity: Vertical; Modulation:802.11a; Bandwidth:20MHz; Channel:High

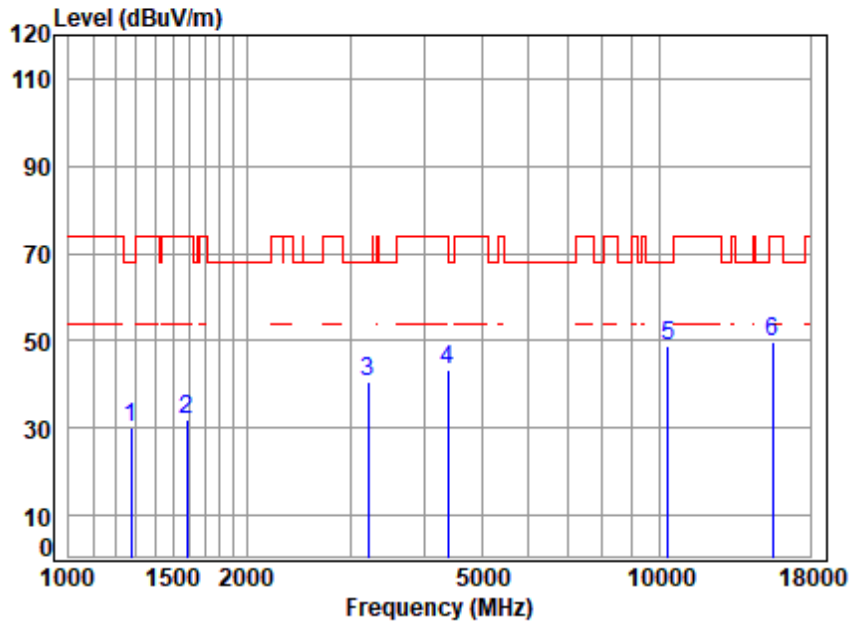


Site : chamber
 Condition: 3m VERTICAL
 Job No : 04146AT
 Mode : 5240 TX RSE
 Note : 5G WIFI 11A

	Freq	Cable Loss	Ant Factor	Preamp Factor	Read Level	Level	Limit Line	Over Limit	Remark
	MHz	dB	dB/m	dB	dBuV	dBuV/m	dBuV/m	dB	
1	1271.123	3.71	24.97	38.35	40.02	30.35	68.20	-37.85	peak
2	1538.281	4.12	26.95	38.39	39.26	31.94	74.00	-42.06	peak
3	3141.145	5.77	32.34	36.13	38.28	40.26	68.20	-27.94	peak
4	4367.058	7.04	34.54	35.82	37.84	43.60	74.00	-30.40	peak
5	10480.000	12.76	37.26	37.60	37.09	49.51	68.20	-18.69	peak
6	15720.000	14.29	41.22	37.31	31.65	49.85	74.00	-24.15	peak



Test Mode: 01; Polarity: Horizontal; Modulation:802.11n; Bandwidth:20MHz; Channel:Low



Site : chamber
 Condition: 3m HORIZONTAL
 Job No : 04146AT
 Mode : 5180 TX RSE
 Note : 5G WIFI 11N20

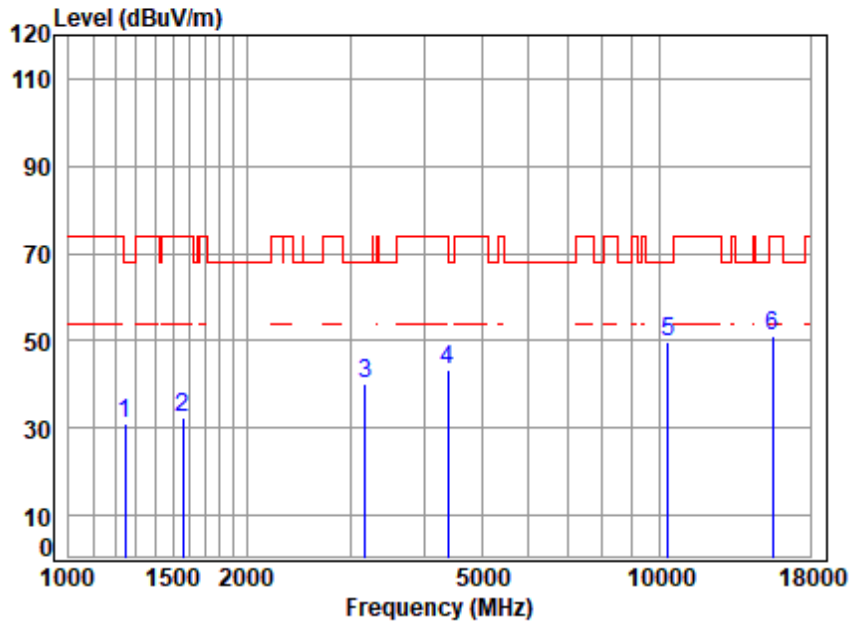
	Freq	Cable Loss	Ant Factor	Preamp Factor	Read Level	Level	Limit Line	Over Limit	Remark
	MHz	dB	dB/m	dB	dBuV	dBuV/m	dBuV/m	dB	
1	1274.802	3.71	24.95	38.35	39.93	30.24	68.20	-37.96	peak
2	1583.392	4.18	26.87	38.40	39.29	31.94	74.00	-42.06	peak
3	3214.623	5.87	32.67	36.13	38.00	40.41	68.20	-27.79	peak
4	4379.699	7.04	34.64	35.81	37.64	43.51	74.00	-30.49	peak
5	10360.000	12.73	37.10	37.54	36.61	48.90	68.20	-19.30	peak
6	15540.000	14.23	41.10	37.23	31.67	49.77	74.00	-24.23	peak



Unless otherwise agreed in writing, this document is issued by the Company subject to its General Conditions of Service printed overleaf, available on request or accessible at <https://www.sgs.com/en/Terms-and-Conditions>. Attention is drawn to the limitation of liability, indemnification and jurisdiction issues defined therein. Any holder of this document is advised that information contained hereon reflects the Company's findings at the time of its intervention only and within the limits of Client's instructions, if any. The Company's sole responsibility is to its Client and this document does not exonerate parties to a transaction from exercising all their rights and obligations under the transaction documents. This document cannot be reproduced except in full, without prior written approval of the Company. Any unauthorized alteration, forgery or falsification of the content or appearance of this document is unlawful and offenders may be prosecuted to the fullest extent of the law. Unless otherwise stated the results shown in this test report refer only to the sample(s) tested and such sample(s) are retained for 30 days only.

Attention: To check the authenticity of testing /inspection report & certificate, please contact us at telephone: (86-755) 8307 1443, or email: CN.Doccheck@sgs.com
 No.1 Workshop, M-10, Middle Section, Science & Technology Park, Nanshan District, Shenzhen, Guangdong, China 518057 t (86-755) 26012053 f (86-755) 26710594 www.sgs.com.cn
 中国·广东·深圳市南山区科技园中区M-10栋1号厂房 邮编: 518057 t (86-755) 26012053 f (86-755) 26710594 sgs.china@sgs.com

Test Mode: 01; Polarity: Vertical; Modulation:802.11n; Bandwidth:20MHz; Channel:Low

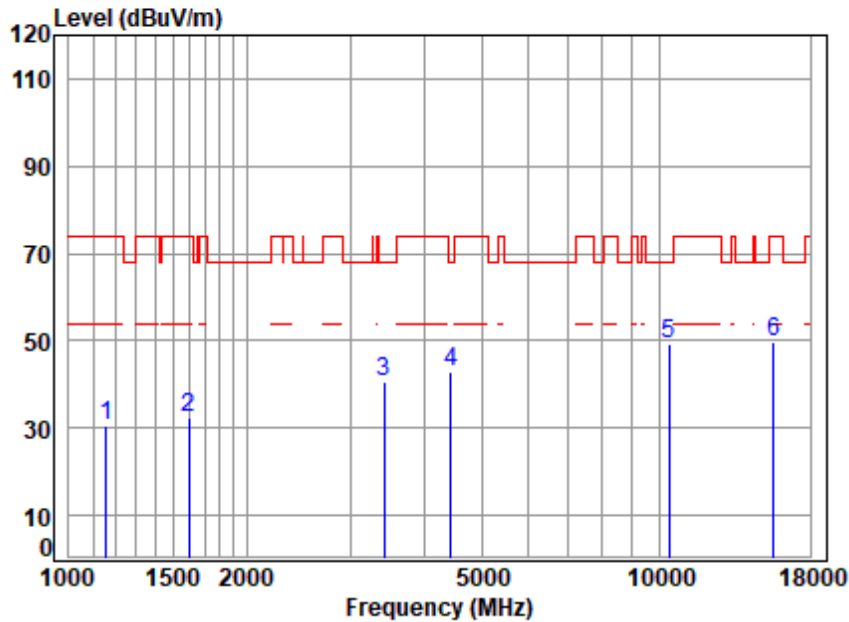


Site : chamber
 Condition: 3m VERTICAL
 Job No : 04146AT
 Mode : 5180 TX RSE
 Note : 5G WIFI 11N20

	Freq	Cable Loss	Ant Factor	Preamp Factor	Read Level	Level	Limit Line	Over Limit	Remark
	MHz	dB	dB/m	dB	dBuV	dBuV/m	dBuV/m	dB	
1	1245.663	3.66	25.04	38.35	40.68	31.03	68.20	-37.17	peak
2	1560.673	4.15	26.96	38.40	39.82	32.53	74.00	-41.47	peak
3	3177.672	5.82	32.72	36.13	37.53	39.94	68.20	-28.26	peak
4	4379.699	7.04	34.64	35.81	37.44	43.31	74.00	-30.69	peak
5	10360.000	12.73	37.10	37.54	37.29	49.58	68.20	-18.62	peak
6	15540.000	14.23	41.10	37.23	33.19	51.29	74.00	-22.71	peak



Test Mode: 01; Polarity: Horizontal; Modulation:802.11n; Bandwidth:20MHz; Channel:middle

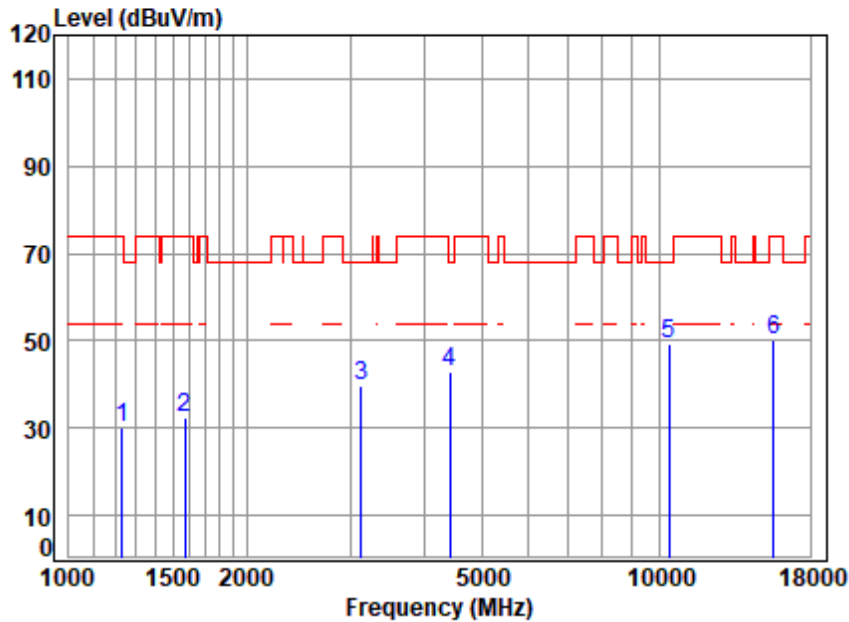


Site : chamber
 Condition: 3m HORIZONTAL
 Job No : 04146AT
 Mode : 5200 TX RSE
 Note : 5G WIFI 11N20

	Freq	Cable Loss	Ant Factor	Preamp Factor	Read Level	Level	Limit Line	Over Limit	Remark
	MHz	dB	dB/m	dB	dBuV	dBuV/m	dBuV/m	dB	
1	1158.828	3.51	23.99	38.33	41.26	30.43	74.00	-43.57	peak
2	1597.181	4.20	26.81	38.40	39.94	32.55	74.00	-41.45	peak
3	3415.787	6.12	32.21	36.12	38.41	40.62	68.20	-27.58	peak
4	4443.453	7.09	34.28	35.77	37.41	43.01	68.20	-25.19	peak
5	10400.000	12.74	37.10	37.56	36.89	49.17	68.20	-19.03	peak
6	15600.000	14.25	41.10	37.26	31.69	49.78	74.00	-24.22	peak



Test Mode: 01; Polarity: Vertical; Modulation:802.11n; Bandwidth:20MHz; Channel:middle

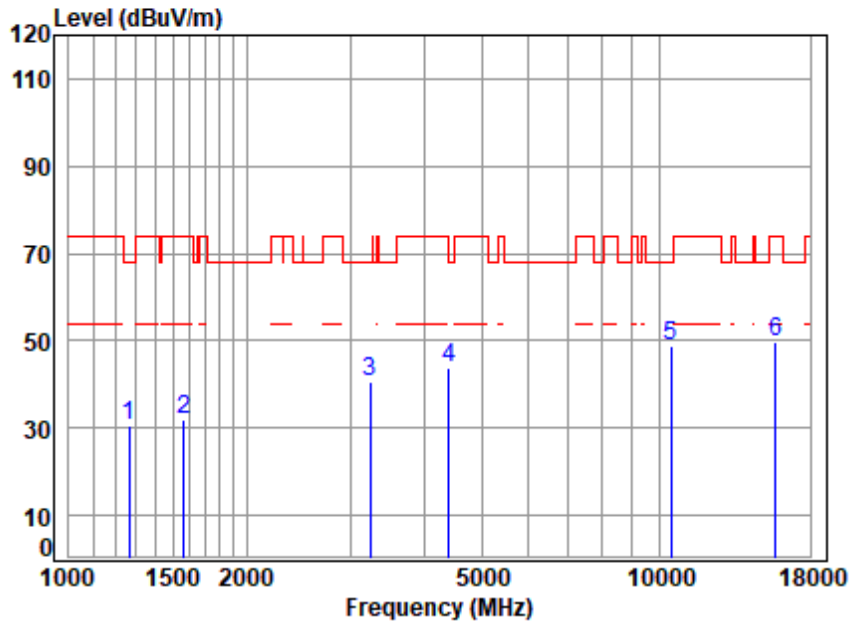


Site : chamber
 Condition: 3m VERTICAL
 Job No : 04146AT
 Mode : 5200 TX RSE
 Note : 5G WIFI 11N20

	Freq	Cable Loss	Ant Factor	Preamp Factor	Read Level	Level	Limit Line	Over Limit	Remark
	MHz	dB	dB/m	dB	dBuV	dBuV/m	dBuV/m	dB	
1	1231.345	3.64	24.84	38.35	40.19	30.32	74.00	-43.68	peak
2	1574.265	4.17	26.90	38.40	39.82	32.49	74.00	-41.51	peak
3	3132.079	5.76	32.18	36.13	38.02	39.83	68.20	-28.37	peak
4	4417.841	7.07	34.59	35.78	36.93	42.81	68.20	-25.39	peak
5	10400.000	12.74	37.10	37.56	36.95	49.23	68.20	-18.97	peak
6	15600.000	14.25	41.10	37.26	32.16	50.25	74.00	-23.75	peak



Test Mode: 01; Polarity: Horizontal; Modulation:802.11n; Bandwidth:20MHz; Channel:High



Site : chamber
 Condition: 3m HORIZONTAL
 Job No : 04146AT
 Mode : 5240 TX RSE
 Note : 5G WIFI 11N20

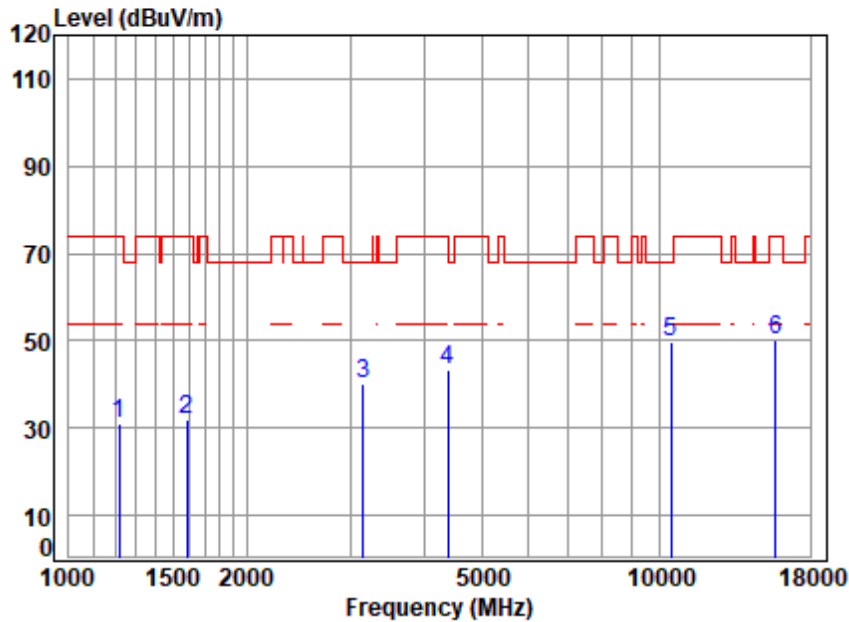
	Freq	Cable Loss	Ant Factor	Preamp Factor	Read Level	Level	Limit Line	Over Limit	Remark
	MHz	dB	dB/m	dB	dBuV	dBuV/m	dBuV/m	dB	
1	1267.454	3.70	25.00	38.35	40.06	30.41	68.20	-37.79	peak
2	1565.191	4.15	26.94	38.40	39.43	32.12	74.00	-41.88	peak
3	3233.260	5.89	32.37	36.13	38.26	40.39	68.20	-27.81	peak
4	4405.090	7.06	34.74	35.79	37.71	43.72	68.20	-24.48	peak
5	10480.000	12.76	37.26	37.60	36.35	48.77	68.20	-19.43	peak
6	15720.000	14.29	41.22	37.31	31.36	49.56	74.00	-24.44	peak



Unless otherwise agreed in writing, this document is issued by the Company subject to its General Conditions of Service printed overleaf, available on request or accessible at <https://www.sgs.com/en/Terms-and-Conditions>. Attention is drawn to the limitation of liability, indemnification and jurisdiction issues defined therein. Any holder of this document is advised that information contained hereon reflects the Company's findings at the time of its intervention only and within the limits of Client's instructions, if any. The Company's sole responsibility is to its Client and this document does not exonerate parties to a transaction from exercising all their rights and obligations under the transaction documents. This document cannot be reproduced except in full, without prior written approval of the Company. Any unauthorized alteration, forgery or falsification of the content or appearance of this document is unlawful and offenders may be prosecuted to the fullest extent of the law. Unless otherwise stated the results shown in this test report refer only to the sample(s) tested and such sample(s) are retained for 30 days only.

Attention: To check the authenticity of testing /inspection report & certificate, please contact us at telephone: (86-755) 8307 1443, or email: CN.Doccheck@sgs.com
 No.1 Workshop, M-10, Middle Section, Science & Technology Park, Nanshan District, Shenzhen, Guangdong, China 518057 t (86-755) 26012053 f (86-755) 26710594 www.sgs.com.cn
 中国·广东·深圳市南山区科技园中区M-10栋1号厂房 邮编: 518057 t (86-755) 26012053 f (86-755) 26710594 sgs.china@sgs.com

Test Mode: 01; Polarity: Vertical; Modulation:802.11n; Bandwidth:20MHz; Channel:High

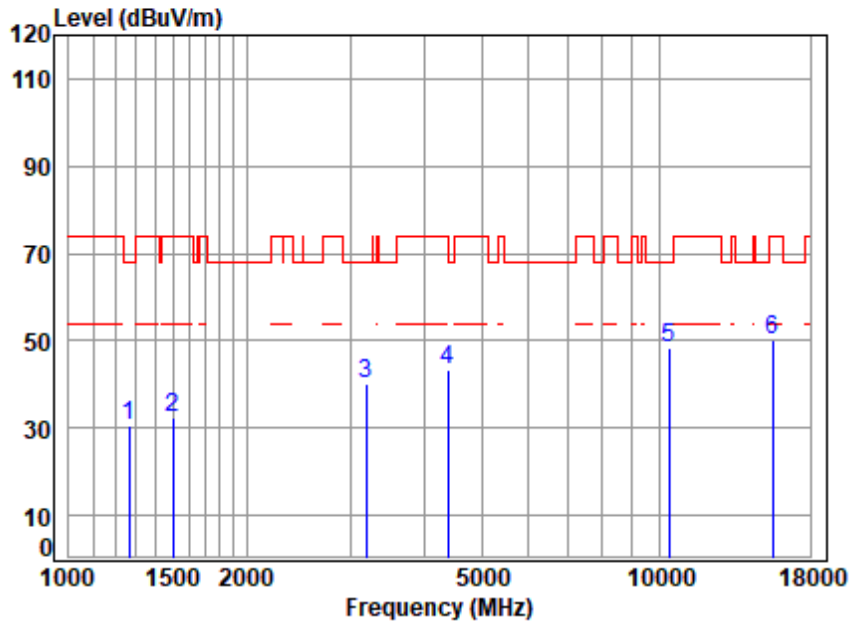


Site : chamber
 Condition: 3m VERTICAL
 Job No : 04146AT
 Mode : 5240 TX RSE
 Note : 5G WIFI 11N20

	Freq	Cable Loss	Ant Factor	Preamp Factor	Read Level	Level	Limit Line	Over Limit	Remark
	MHz	dB	dB/m	dB	dBuV	dBuV/m	dBuV/m	dB	
1	1217.190	3.61	24.64	38.34	40.94	30.85	74.00	-43.15	peak
2	1587.975	4.18	26.85	38.40	39.44	32.07	74.00	-41.93	peak
3	3150.237	5.78	32.50	36.13	38.15	40.30	68.20	-27.90	peak
4	4379.699	7.04	34.64	35.81	37.55	43.42	74.00	-30.58	peak
5	10480.000	12.76	37.26	37.60	37.43	49.85	68.20	-18.35	peak
6	15720.000	14.29	41.22	37.31	31.81	50.01	74.00	-23.99	peak



Test Mode: 01; Polarity: Horizontal; Modulation:802.11n; Bandwidth:40MHz; Channel:Low



Site : chamber
 Condition: 3m HORIZONTAL
 Job No : 04146AT
 Mode : 5190 TX RSE
 Note : 5G WIFI 11N40

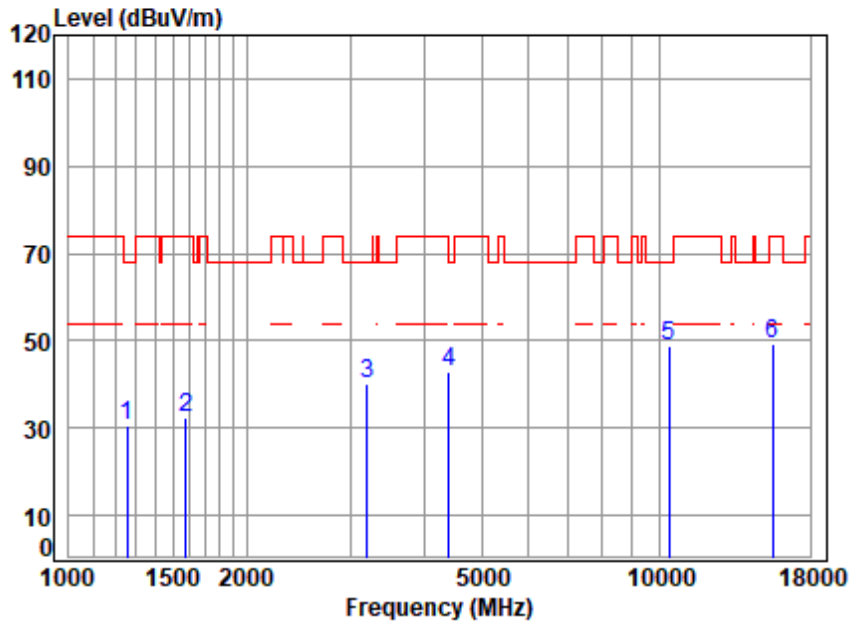
	Freq	Cable Loss	Ant Factor	Preamp Factor	Read Level	Level	Limit Line	Over Limit	Remark
	MHz	dB	dB/m	dB	dBuV	dBuV/m	dBuV/m	dB	
1	1263.796	3.69	25.02	38.35	40.11	30.47	68.20	-37.73	peak
2	1503.119	4.07	26.81	38.39	39.72	32.21	74.00	-41.79	peak
3	3186.869	5.83	32.79	36.13	37.65	40.14	68.20	-28.06	peak
4	4379.699	7.04	34.64	35.81	37.40	43.27	74.00	-30.73	peak
5	10380.000	12.74	37.10	37.55	36.18	48.47	68.20	-19.73	peak
6	15570.000	14.24	41.10	37.25	32.28	50.37	74.00	-23.63	peak



Unless otherwise agreed in writing, this document is issued by the Company subject to its General Conditions of Service printed overleaf, available on request or accessible at <https://www.sgs.com/en/Terms-and-Conditions>. Attention is drawn to the limitation of liability, indemnification and jurisdiction issues defined therein. Any holder of this document is advised that information contained hereon reflects the Company's findings at the time of its intervention only and within the limits of Client's instructions, if any. The Company's sole responsibility is to its Client and this document does not exonerate parties to a transaction from exercising all their rights and obligations under the transaction documents. This document cannot be reproduced except in full, without prior written approval of the Company. Any unauthorized alteration, forgery or falsification of the content or appearance of this document is unlawful and offenders may be prosecuted to the fullest extent of the law. Unless otherwise stated the results shown in this test report refer only to the sample(s) tested and such sample(s) are retained for 30 days only.

Attention: To check the authenticity of testing /inspection report & certificate, please contact us at telephone: (86-755) 8307 1443, or email: CN.Doccheck@sgs.com
 No.1 Workshop, M-10, Middle Section, Science & Technology Park, Nanshan District, Shenzhen, Guangdong, China 518057 t (86-755) 26012053 f (86-755) 26710594 www.sgs.com.cn
 中国·广东·深圳市南山区科技园中区M-10栋1号厂房 邮编: 518057 t (86-755) 26012053 f (86-755) 26710594 sgs.china@sgs.com

Test Mode: 01; Polarity: Vertical; Modulation:802.11n; Bandwidth:40MHz; Channel:Low

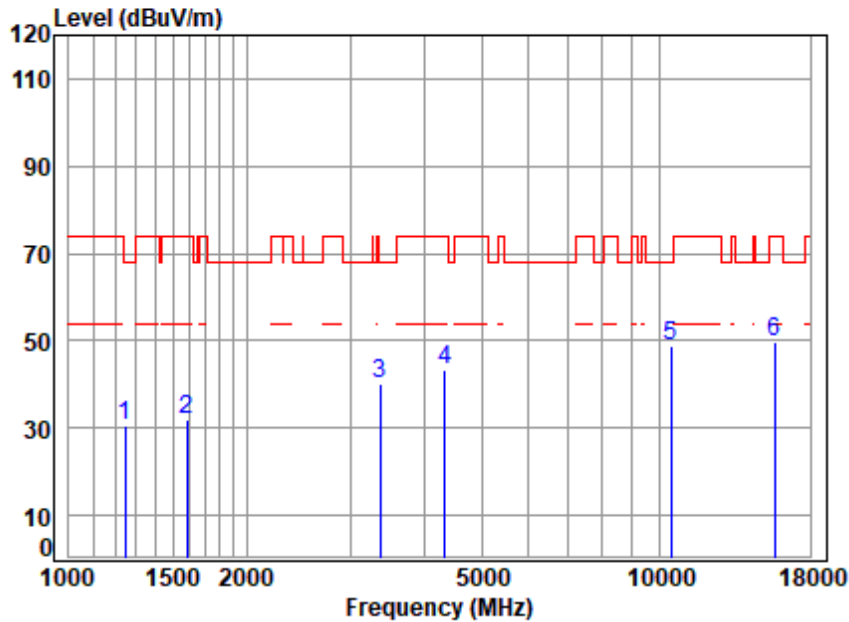


Site : chamber
 Condition: 3m VERTICAL
 Job No : 04146AT
 Mode : 5190 TX RSE
 Note : 5G WIFI 11N40

	Freq	Cable Loss	Ant Factor	Preamp Factor	Read Level	Level	Limit	Over	Remark
	MHz	dB	dB/m	dB	dBuV	dBuV/m	dBuV/m	dB	
1	1256.512	3.68	25.06	38.35	40.08	30.47	68.20	-37.73	peak
2	1578.822	4.17	26.88	38.40	39.81	32.46	74.00	-41.54	peak
3	3196.094	5.84	32.87	36.13	37.44	40.02	68.20	-28.18	peak
4	4405.090	7.06	34.74	35.79	36.97	42.98	68.20	-25.22	peak
5	10380.000	12.74	37.10	37.55	36.44	48.73	68.20	-19.47	peak
6	15570.000	14.24	41.10	37.25	31.34	49.43	74.00	-24.57	peak



Test Mode: 01; Polarity: Horizontal; Modulation:802.11n; Bandwidth:40MHz; Channel:High

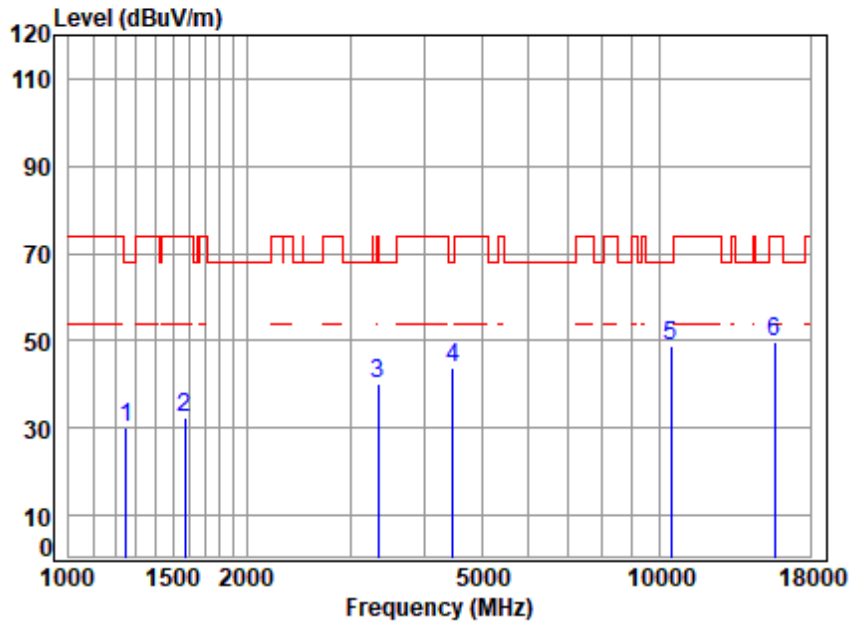


Site : chamber
 Condition: 3m HORIZONTAL
 Job No : 04146AT
 Mode : 5230 TX RSE
 Note : 5G WIFI 11N40

	Freq	Cable Loss	Ant Factor	Preamp Factor	Read Level	Level	Limit Line	Over Limit	Remark
	MHz	dB	dB/m	dB	dBuV	dBuV/m	dBuV/m	dB	
1	1245.663	3.66	25.04	38.35	40.26	30.61	68.20	-37.59	peak
2	1583.392	4.18	26.87	38.40	39.41	32.06	74.00	-41.94	peak
3	3366.778	6.06	32.20	36.12	37.93	40.07	68.20	-28.13	peak
4	4341.886	7.02	34.34	35.84	37.91	43.43	74.00	-30.57	peak
5	10460.000	12.76	37.22	37.59	36.41	48.80	68.20	-19.40	peak
6	15690.000	14.28	41.19	37.30	31.69	49.86	74.00	-24.14	peak



Test Mode: 01; Polarity: Vertical; Modulation:802.11n; Bandwidth:40MHz; Channel:High

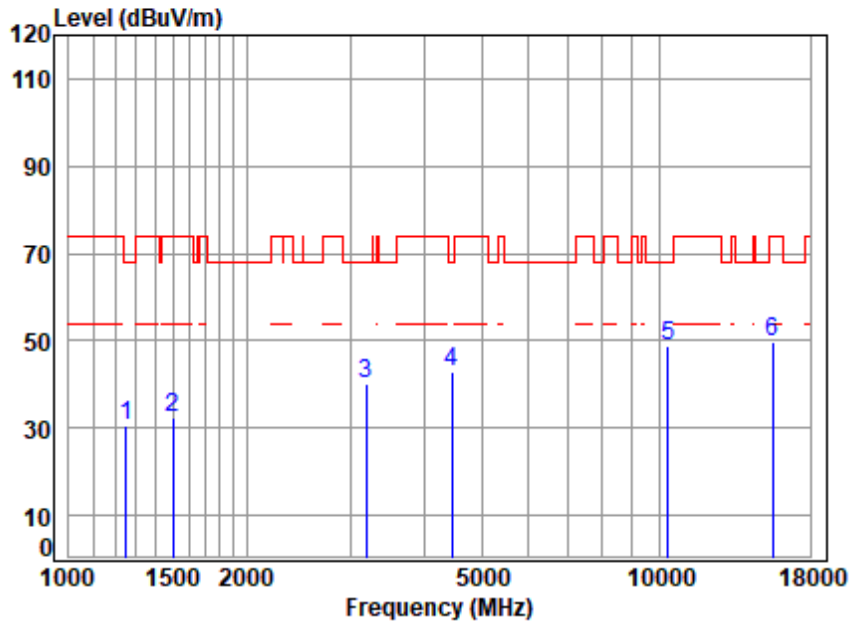


Site : chamber
 Condition: 3m VERTICAL
 Job No : 04146AT
 Mode : 5230 TX RSE
 Note : 5G WIFI 11N40

	Freq	Cable Loss	Ant Factor	Preamp Factor	Read Level	Level	Limit Line	Over Limit	Remark
	MHz	dB	dB/m	dB	dBuV	dBuV/m	dBuV/m	dB	
1	1249.269	3.67	25.09	38.35	39.70	30.11	68.20	-38.09	peak
2	1574.265	4.17	26.90	38.40	39.79	32.46	74.00	-41.54	peak
3	3337.710	6.02	31.88	36.13	38.20	39.97	74.00	-34.03	peak
4	4469.214	7.10	33.97	35.75	38.30	43.62	68.20	-24.58	peak
5	10460.000	12.76	37.22	37.59	36.33	48.72	68.20	-19.48	peak
6	15690.000	14.28	41.19	37.30	31.38	49.55	74.00	-24.45	peak



Test Mode: 01; Polarity: Horizontal; Modulation:802.11ax(Full RU0); Bandwidth:20MHz; Channel:Low



Site : chamber
 Condition: 3m HORIZONTAL
 Job No : 04146AT
 Mode : 5180 TX RSE
 Note : 5G WIFI 11AX20

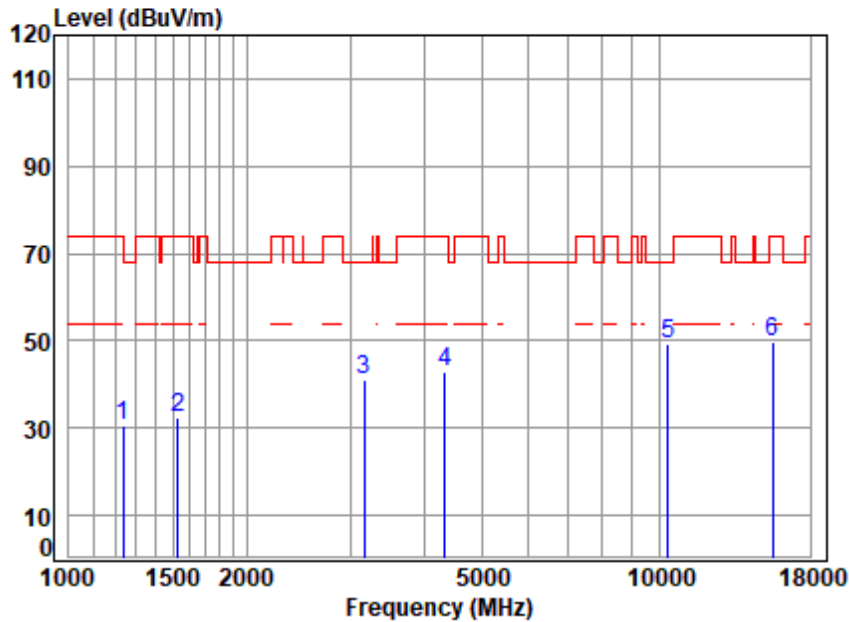
	Freq	Cable Loss	Ant Factor	Preamp Factor	Read Level	Level	Limit Line	Over Limit	Remark
	MHz	dB	dB/m	dB	dBuV	dBuV/m	dBuV/m	dB	
1	1249.269	3.67	25.09	38.35	40.18	30.59	68.20	-37.61	peak
2	1503.119	4.07	26.81	38.39	39.87	32.36	74.00	-41.64	peak
3	3186.869	5.83	32.79	36.13	37.86	40.35	68.20	-27.85	peak
4	4456.315	7.09	34.12	35.76	37.33	42.78	68.20	-25.42	peak
5	10360.000	12.73	37.10	37.54	36.69	48.98	68.20	-19.22	peak
6	15540.000	14.23	41.10	37.23	31.70	49.80	74.00	-24.20	peak



Unless otherwise agreed in writing, this document is issued by the Company subject to its General Conditions of Service printed overleaf, available on request or accessible at <https://www.sgs.com/en/Terms-and-Conditions>. Attention is drawn to the limitation of liability, indemnification and jurisdiction issues defined therein. Any holder of this document is advised that information contained hereon reflects the Company's findings at the time of its intervention only and within the limits of Client's instructions, if any. The Company's sole responsibility is to its Client and this document does not exonerate parties to a transaction from exercising all their rights and obligations under the transaction documents. This document cannot be reproduced except in full, without prior written approval of the Company. Any unauthorized alteration, forgery or falsification of the content or appearance of this document is unlawful and offenders may be prosecuted to the fullest extent of the law. Unless otherwise stated the results shown in this test report refer only to the sample(s) tested and such sample(s) are retained for 30 days only.

Attention: To check the authenticity of testing /inspection report & certificate, please contact us at telephone: (86-755) 8307 1443, or email: CN.Doccheck@sgs.com
 No.1 Workshop, M-10, Middle Section, Science & Technology Park, Nanshan District, Shenzhen, Guangdong, China 518057 t (86-755) 26012053 f (86-755) 26710594 www.sgsgroup.com.cn
 中国·广东·深圳市南山区科技园中区M-10栋1号厂房 邮编: 518057 t (86-755) 26012053 f (86-755) 26710594 sgs.china@sgs.com

Test Mode: 01; Polarity: Vertical; Modulation:802.11ax(Full RU0); Bandwidth:20MHz; Channel:Low



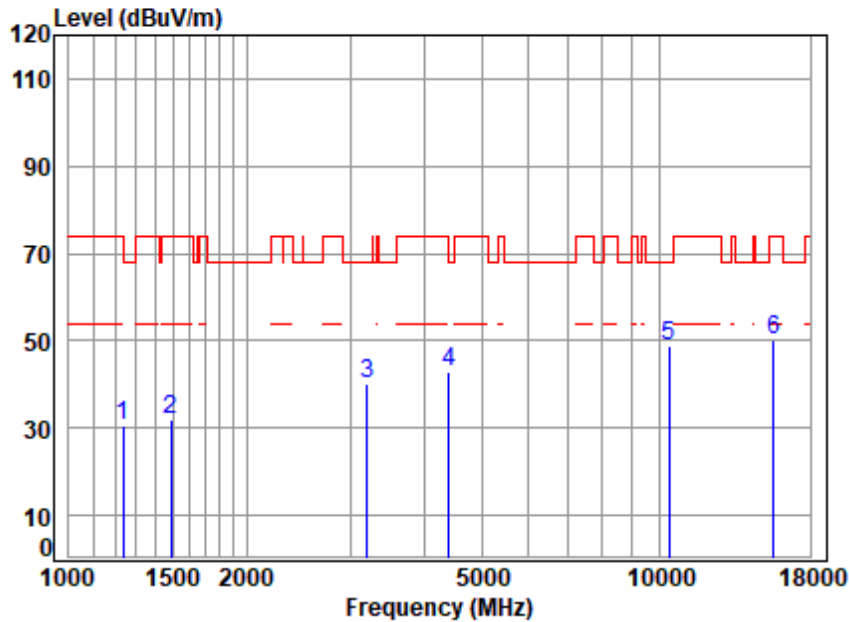
Site : chamber
 Condition: 3m VERTICAL
 Job No : 04146AT
 Mode : 5180 TX RSE
 Note : 5G WIFI 11AX20

	Freq	Cable Loss	Ant Factor	Preamp Factor	Read Level	Level	Limit Line	Over Limit	Remark
	MHz	dB	dB/m	dB	dBuV	dBuV/m	dBuV/m	dB	
1	1234.909	3.64	24.89	38.35	40.48	30.66	74.00	-43.34	peak
2	1529.414	4.10	26.92	38.39	39.56	32.19	74.00	-41.81	peak
3	3159.355	5.80	32.57	36.13	38.60	40.84	68.20	-27.36	peak
4	4329.354	7.01	34.23	35.85	37.50	42.89	74.00	-31.11	peak
5	10360.000	12.73	37.10	37.54	36.87	49.16	68.20	-19.04	peak
6	15540.000	14.23	41.10	37.23	31.65	49.75	74.00	-24.25	peak



Unless otherwise agreed in writing, this document is issued by the Company subject to its General Conditions of Service printed overleaf, available on request or accessible at <https://www.sgs.com/en/Terms-and-Conditions>. Attention is drawn to the limitation of liability, indemnification and jurisdiction issues defined therein. Any holder of this document is advised that information contained hereon reflects the Company's findings at the time of its intervention only and within the limits of Client's instructions, if any. The Company's sole responsibility is to its Client and this document does not exonerate parties to a transaction from exercising all their rights and obligations under the transaction documents. This document cannot be reproduced except in full, without prior written approval of the Company. Any unauthorized alteration, forgery or falsification of the content or appearance of this document is unlawful and offenders may be prosecuted to the fullest extent of the law. Unless otherwise stated the results shown in this test report refer only to the sample(s) tested and such sample(s) are retained for 30 days only.

Test Mode: 01; Polarity: Horizontal; Modulation:802.11ax(Full RU0); Bandwidth:20MHz; Channel:middle



Site : chamber
 Condition: 3m HORIZONTAL
 Job No : 04146AT
 Mode : 5200 TX RSE
 Note : 5G WIFI 11AX20

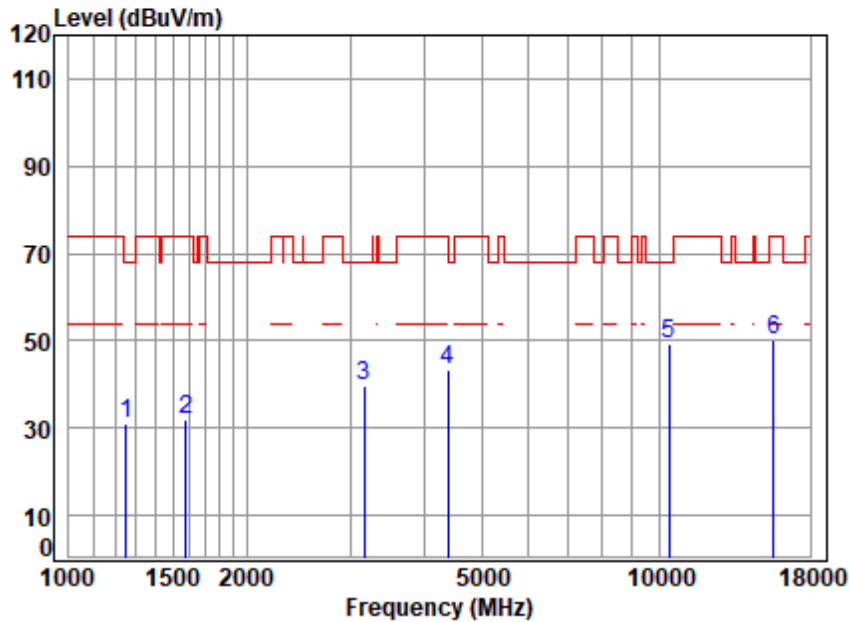
	Freq	Cable Loss	Ant Factor	Preamp Factor	Read Level	Level	Limit Line	Over Limit	Remark
	MHz	dB	dB/m	dB	dBuV	dBuV/m	dBuV/m	dB	
1	1238.483	3.65	24.94	38.35	40.30	30.54	74.00	-43.46	peak
2	1490.142	4.05	26.52	38.39	39.66	31.84	74.00	-42.16	peak
3	3205.345	5.86	32.81	36.13	37.75	40.29	68.20	-27.91	peak
4	4405.090	7.06	34.74	35.79	37.03	43.04	68.20	-25.16	peak
5	10400.000	12.74	37.10	37.56	36.37	48.65	68.20	-19.55	peak
6	15600.000	14.25	41.10	37.26	31.98	50.07	74.00	-23.93	peak



Unless otherwise agreed in writing, this document is issued by the Company subject to its General Conditions of Service printed overleaf, available on request or accessible at <https://www.sgs.com/en/Terms-and-Conditions>. Attention is drawn to the limitation of liability, indemnification and jurisdiction issues defined therein. Any holder of this document is advised that information contained hereon reflects the Company's findings at the time of its intervention only and within the limits of Client's instructions, if any. The Company's sole responsibility is to its Client and this document does not exonerate parties to a transaction from exercising all their rights and obligations under the transaction documents. This document cannot be reproduced except in full, without prior written approval of the Company. Any unauthorized alteration, forgery or falsification of the content or appearance of this document is unlawful and offenders may be prosecuted to the fullest extent of the law. Unless otherwise stated the results shown in this test report refer only to the sample(s) tested and such sample(s) are retained for 30 days only.

Attention: To check the authenticity of testing /inspection report & certificate, please contact us at telephone: (86-755) 8307 1443, or email: CN.Doccheck@sgs.com
 No.1 Workshop, M-10, Middle Section, Science & Technology Park, Nanshan District, Shenzhen, Guangdong, China 518057 t (86-755) 26012053 f (86-755) 26710594 www.sgs.com.cn
 中国·广东·深圳市南山区科技园中区M-10栋1号厂房 邮编: 518057 t (86-755) 26012053 f (86-755) 26710594 sgs.china@sgs.com

Test Mode: 01; Polarity: Vertical; Modulation:802.11ax(Full RU0); Bandwidth:20MHz; Channel:middle

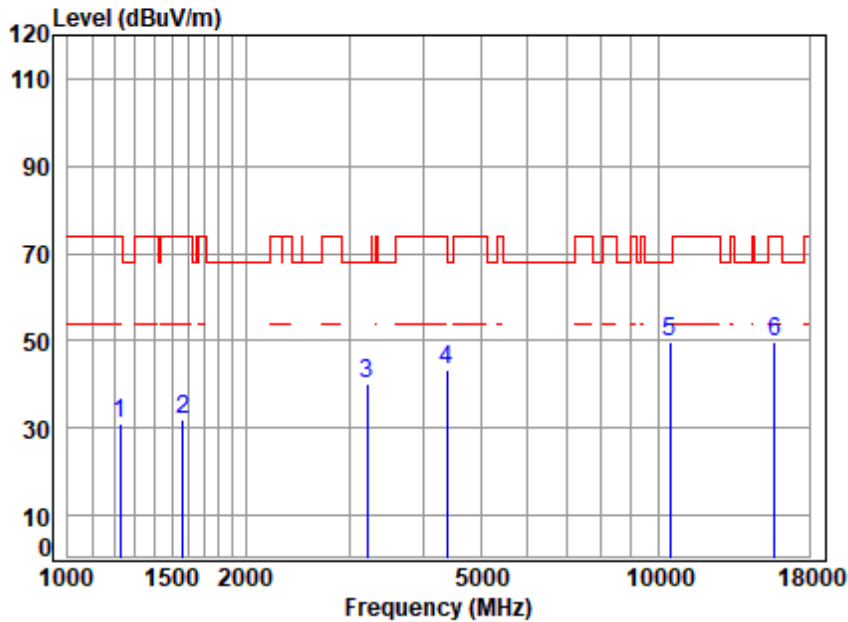


Site : chamber
 Condition: 3m VERTICAL
 Job No : 04146AT
 Mode : 5200 TX RSE
 Note : 5G WIFI 11AX20

	Freq	Cable Loss	Ant Factor	Preamp Factor	Read Level	Level	Limit Line	Over Limit	Remark
	MHz	dB	dB/m	dB	dBuV	dBuV/m	dBuV/m	dB	
1	1252.885	3.67	25.08	38.35	40.40	30.80	68.20	-37.40	peak
2	1578.822	4.17	26.88	38.40	39.17	31.82	74.00	-42.18	peak
3	3168.500	5.81	32.65	36.13	37.57	39.90	68.20	-28.30	peak
4	4392.376	7.05	34.74	35.80	37.43	43.42	74.00	-30.58	peak
5	10400.000	12.74	37.10	37.56	36.91	49.19	68.20	-19.01	peak
6	15600.000	14.25	41.10	37.26	32.05	50.14	74.00	-23.86	peak



Test Mode: 01; Polarity: Horizontal; Modulation:802.11ax(Full RU0); Bandwidth:20MHz; Channel:High



Site : chamber
 Condition: 3m HORIZONTAL
 Job No : 04146AT
 Mode : 5240 TX RSE
 Note : 5G WIFI 11AX20

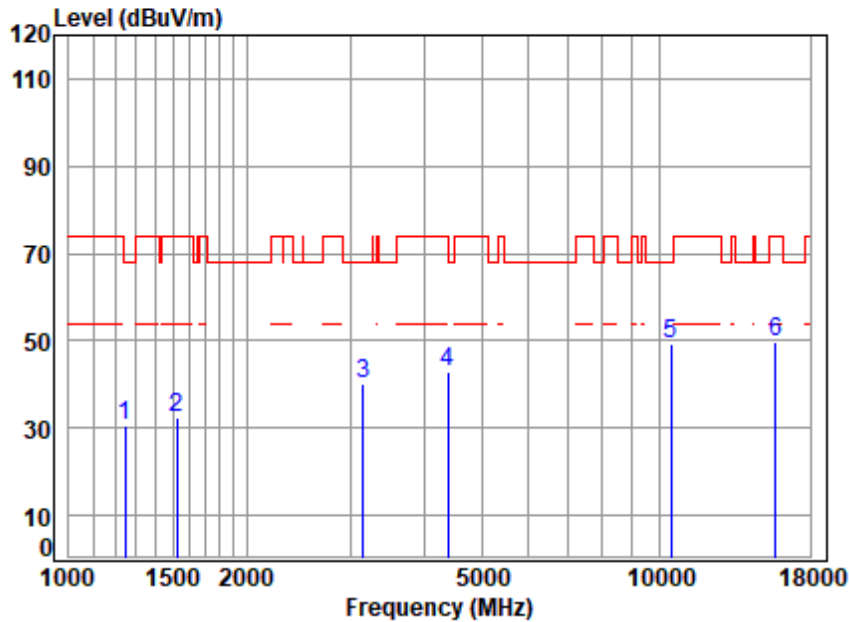
	Freq	Cable Loss	Ant Factor	Preamp Factor	Read Level	Limit Level	Over Limit	Remark
	MHz	dB	dB/m	dB	dBuV	dBuV/m	dBuV/m	dB
1	1227.791	3.63	24.79	38.34	40.73	30.81	74.00	-43.19 peak
2	1565.191	4.15	26.94	38.40	39.04	31.73	74.00	-42.27 peak
3	3214.623	5.87	32.67	36.13	37.52	39.93	68.20	-28.27 peak
4	4379.699	7.04	34.64	35.81	37.32	43.19	74.00	-30.81 peak
5	10480.000	12.76	37.26	37.60	37.23	49.65	68.20	-18.55 peak
6	15720.000	14.29	41.22	37.31	31.33	49.53	74.00	-24.47 peak



Unless otherwise agreed in writing, this document is issued by the Company subject to its General Conditions of Service printed overleaf, available on request or accessible at <https://www.sgs.com/en/Terms-and-Conditions>. Attention is drawn to the limitation of liability, indemnification and jurisdiction issues defined therein. Any holder of this document is advised that information contained hereon reflects the Company's findings at the time of its intervention only and within the limits of Client's instructions, if any. The Company's sole responsibility is to its Client and this document does not exonerate parties to a transaction from exercising all their rights and obligations under the transaction documents. This document cannot be reproduced except in full, without prior written approval of the Company. Any unauthorized alteration, forgery or falsification of the content or appearance of this document is unlawful and offenders may be prosecuted to the fullest extent of the law. Unless otherwise stated the results shown in this test report refer only to the sample(s) tested and such sample(s) are retained for 30 days only.

Attention: To check the authenticity of testing /inspection report & certificate, please contact us at telephone: (86-755) 8307 1443, or email: CN.Doccheck@sgs.com
 No.1 Workshop, M-10, Middle Section, Science & Technology Park, Nanshan District, Shenzhen, Guangdong, China 518057 t (86-755) 26012053 f (86-755) 26710594 www.sgs.com.cn
 中国·广东·深圳市南山区科技园中区M-10栋1号厂房 邮编: 518057 t (86-755) 26012053 f (86-755) 26710594 sgs.china@sgs.com

Test Mode: 01; Polarity: Vertical; Modulation:802.11ax(Full RU0); Bandwidth:20MHz; Channel:High

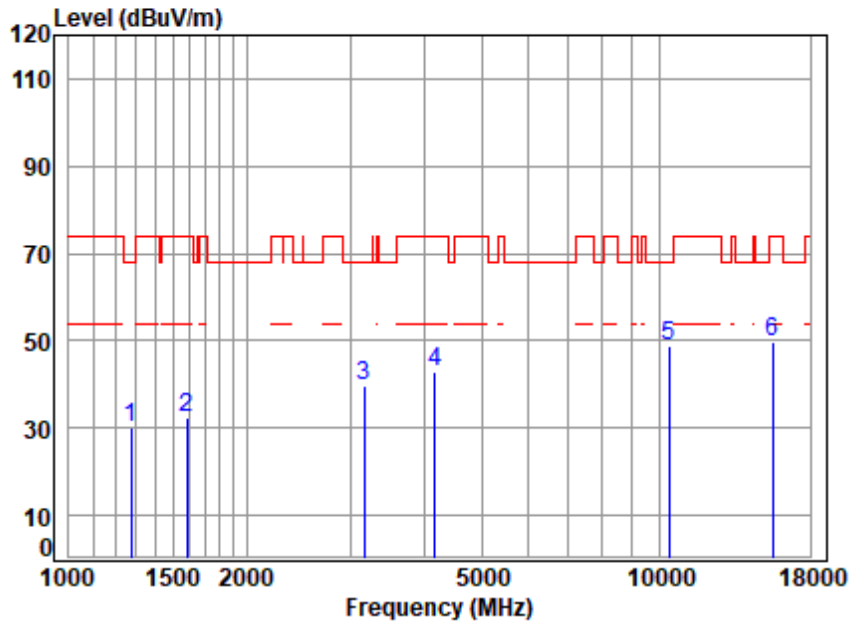


Site : chamber
 Condition: 3m VERTICAL
 Job No : 04146AT
 Mode : 5240 TX RSE
 Note : 5G WIFI 11AX20

	Freq	Cable Loss	Ant Factor	Preamp Factor	Read Level	Level	Limit	Over	Remark
	MHz	dB	dB/m	dB	dBuV	dBuV/m	dBuV/m	dB	
1	1245.663	3.66	25.04	38.35	40.01	30.36	68.20	-37.84	peak
2	1525.000	4.10	26.90	38.39	39.66	32.27	74.00	-41.73	peak
3	3150.237	5.78	32.50	36.13	37.96	40.11	68.20	-28.09	peak
4	4379.699	7.04	34.64	35.81	36.93	42.80	74.00	-31.20	peak
5	10480.000	12.76	37.26	37.60	36.80	49.22	68.20	-18.98	peak
6	15720.000	14.29	41.22	37.31	31.56	49.76	74.00	-24.24	peak



Test Mode: 01; Polarity: Horizontal; Modulation:802.11ax(Full RU0); Bandwidth:40MHz; Channel:Low



Site : chamber
 Condition: 3m HORIZONTAL
 Job No : 04146AT
 Mode : 5190 TX RSE
 Note : 5G WIFI 11AX40

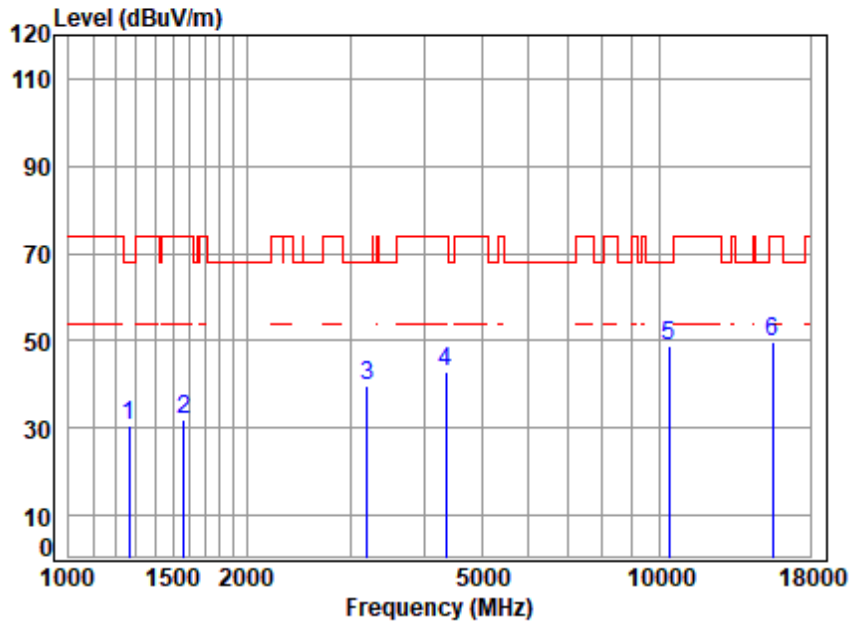
	Freq	Cable Loss	Ant Factor	Preamp Factor	Read Level	Level	Limit Line	Over Limit	Remark
	MHz	dB	dB/m	dB	dBuV	dBuV/m	dBuV/m	dB	
1	1274.802	3.71	24.95	38.35	39.97	30.28	68.20	-37.92	peak
2	1583.392	4.18	26.87	38.40	39.86	32.51	74.00	-41.49	peak
3	3168.500	5.81	32.65	36.13	37.34	39.67	68.20	-28.53	peak
4	4169.698	6.90	33.80	35.97	38.24	42.97	74.00	-31.03	peak
5	10380.000	12.74	37.10	37.55	36.53	48.82	68.20	-19.38	peak
6	15570.000	14.24	41.10	37.25	31.53	49.62	74.00	-24.38	peak



Unless otherwise agreed in writing, this document is issued by the Company subject to its General Conditions of Service printed overleaf, available on request or accessible at <https://www.sgs.com/en/Terms-and-Conditions>. Attention is drawn to the limitation of liability, indemnification and jurisdiction issues defined therein. Any holder of this document is advised that information contained hereon reflects the Company's findings at the time of its intervention only and within the limits of Client's instructions, if any. The Company's sole responsibility is to its Client and this document does not exonerate parties to a transaction from exercising all their rights and obligations under the transaction documents. This document cannot be reproduced except in full, without prior written approval of the Company. Any unauthorized alteration, forgery or falsification of the content or appearance of this document is unlawful and offenders may be prosecuted to the fullest extent of the law. Unless otherwise stated the results shown in this test report refer only to the sample(s) tested and such sample(s) are retained for 30 days only.

Attention: To check the authenticity of testing /inspection report & certificate, please contact us at telephone: (86-755) 8307 1443, or email: CN.Doccheck@sgs.com
 No.1 Workshop, M-10, Middle Section, Science & Technology Park, Nanshan District, Shenzhen, Guangdong, China 518057 t (86-755) 26012053 f (86-755) 26710594 www.sgs.com.cn
 中国·广东·深圳市南山区科技园中区M-10栋1号厂房 邮编: 518057 t (86-755) 26012053 f (86-755) 26710594 sgs.china@sgs.com

Test Mode: 01; Polarity: Vertical; Modulation:802.11ax(Full RU0); Bandwidth:40MHz; Channel:Low



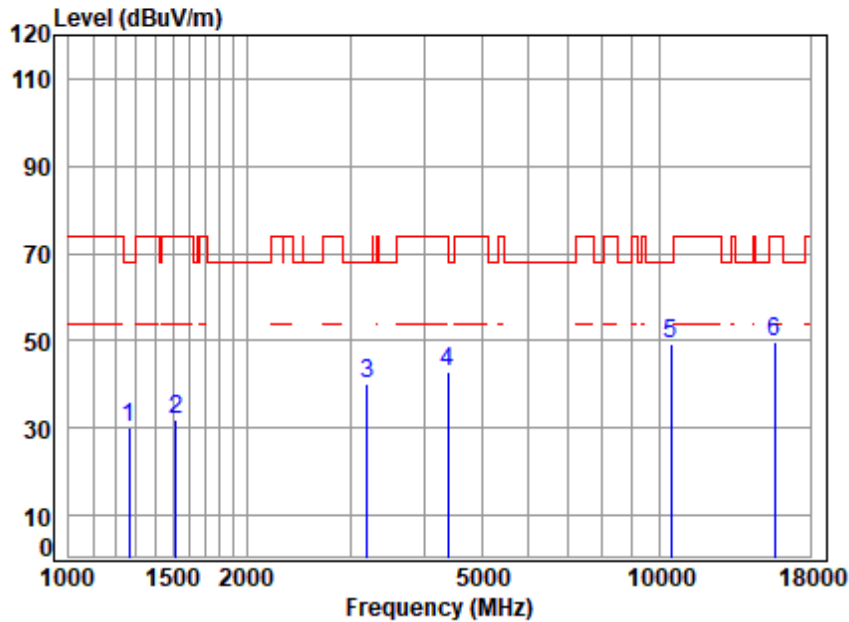
Site : chamber
 Condition: 3m VERTICAL
 Job No : 04146AT
 Mode : 5190 TX RSE
 Note : 5G WIFI 11AX40

	Freq	Cable Loss	Ant Factor	Preamp Factor	Read Level	Limit Level	Over Limit	Remark
	MHz	dB	dB/m	dB	dBuV	dBuV/m	dBuV/m	dB
1	1267.454	3.70	25.00	38.35	40.20	30.55	68.20	-37.65 peak
2	1569.721	4.16	26.92	38.40	39.10	31.78	74.00	-42.22 peak
3	3205.345	5.86	32.81	36.13	37.07	39.61	68.20	-28.59 peak
4	4354.454	7.03	34.44	35.83	37.42	43.06	74.00	-30.94 peak
5	10380.000	12.74	37.10	37.55	36.56	48.85	68.20	-19.35 peak
6	15570.000	14.24	41.10	37.25	31.69	49.78	74.00	-24.22 peak



Unless otherwise agreed in writing, this document is issued by the Company subject to its General Conditions of Service printed overleaf, available on request or accessible at <https://www.sgs.com/en/Terms-and-Conditions>. Attention is drawn to the limitation of liability, indemnification and jurisdiction issues defined therein. Any holder of this document is advised that information contained hereon reflects the Company's findings at the time of its intervention only and within the limits of Client's instructions, if any. The Company's sole responsibility is to its Client and this document does not exonerate parties to a transaction from exercising all their rights and obligations under the transaction documents. This document cannot be reproduced except in full, without prior written approval of the Company. Any unauthorized alteration, forgery or falsification of the content or appearance of this document is unlawful and offenders may be prosecuted to the fullest extent of the law. Unless otherwise stated the results shown in this test report refer only to the sample(s) tested and such sample(s) are retained for 30 days only.

Test Mode: 01; Polarity: Horizontal; Modulation:802.11ax(Full RU0); Bandwidth:40MHz; Channel:High



Site : chamber
 Condition: 3m HORIZONTAL
 Job No : 04146AT
 Mode : 5230 TX RSE
 Note : 5G WIFI 11AX40

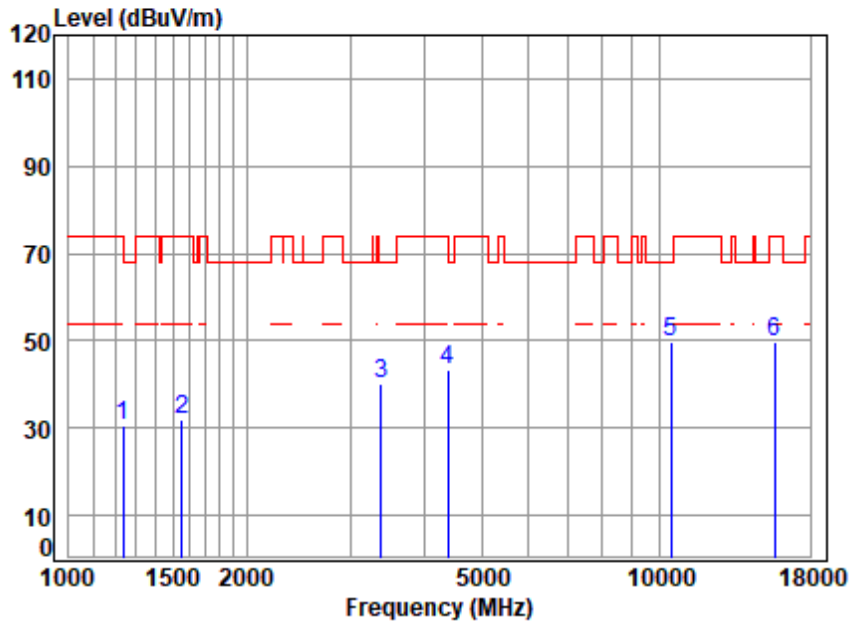
	Freq	Cable Loss	Ant Factor	Preamp Factor	Read Level	Limit Level	Over Limit	Remark
	MHz	dB	dB/m	dB	dBuV	dBuV/m	dBuV/m	dB
1	1267.454	3.70	25.00	38.35	39.82	30.17	68.20	-38.03 peak
2	1516.210	4.08	26.86	38.39	39.43	31.98	74.00	-42.02 peak
3	3196.094	5.84	32.87	36.13	37.46	40.04	68.20	-28.16 peak
4	4379.699	7.04	34.64	35.81	37.05	42.92	74.00	-31.08 peak
5	10460.000	12.76	37.22	37.59	37.02	49.41	68.20	-18.79 peak
6	15690.000	14.28	41.19	37.30	31.44	49.61	74.00	-24.39 peak



Unless otherwise agreed in writing, this document is issued by the Company subject to its General Conditions of Service printed overleaf, available on request or accessible at <https://www.sgs.com/en/Terms-and-Conditions>. Attention is drawn to the limitation of liability, indemnification and jurisdiction issues defined therein. Any holder of this document is advised that information contained hereon reflects the Company's findings at the time of its intervention only and within the limits of Client's instructions, if any. The Company's sole responsibility is to its Client and this document does not exonerate parties to a transaction from exercising all their rights and obligations under the transaction documents. This document cannot be reproduced except in full, without prior written approval of the Company. Any unauthorized alteration, forgery or falsification of the content or appearance of this document is unlawful and offenders may be prosecuted to the fullest extent of the law. Unless otherwise stated the results shown in this test report refer only to the sample(s) tested and such sample(s) are retained for 30 days only.

Attention: To check the authenticity of testing /inspection report & certificate, please contact us at telephone: (86-755) 8307 1443, or email: CN.Doccheck@sgs.com

Test Mode: 01; Polarity: Vertical; Modulation:802.11ax(Full RU0); Bandwidth:40MHz; Channel:High



Site : chamber
 Condition: 3m VERTICAL
 Job No : 04146AT
 Mode : 5230 TX RSE
 Note : 5G WIFI 11AX40

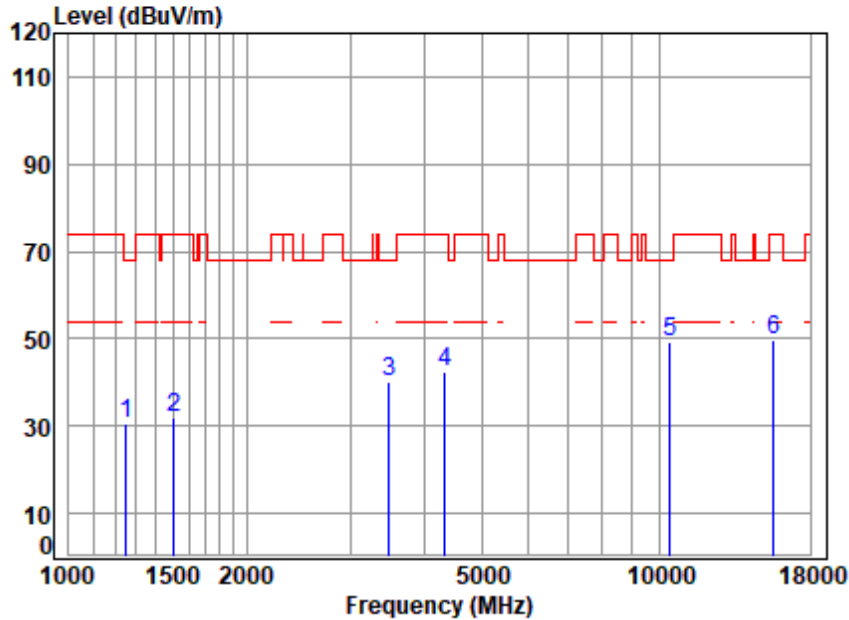
	Freq	Cable Loss	Ant Factor	Preamp Factor	Read Level	Limit Level	Over Limit	Remark
	MHz	dB	dB/m	dB	dBuV	dBuV/m	dBuV/m	dB
1	1234.909	3.64	24.89	38.35	40.55	30.73	74.00	-43.27 peak
2	1551.677	4.13	26.99	38.40	39.21	31.93	74.00	-42.07 peak
3	3376.523	6.07	32.26	36.12	38.04	40.25	68.20	-27.95 peak
4	4379.699	7.04	34.64	35.81	37.65	43.52	74.00	-30.48 peak
5	10460.000	12.76	37.22	37.59	37.17	49.56	68.20	-18.64 peak
6	15690.000	14.28	41.19	37.30	31.71	49.88	74.00	-24.12 peak



Unless otherwise agreed in writing, this document is issued by the Company subject to its General Conditions of Service printed overleaf, available on request or accessible at <https://www.sgs.com/en/Terms-and-Conditions>. Attention is drawn to the limitation of liability, indemnification and jurisdiction issues defined therein. Any holder of this document is advised that information contained hereon reflects the Company's findings at the time of its intervention only and within the limits of Client's instructions, if any. The Company's sole responsibility is to its Client and this document does not exonerate parties to a transaction from exercising all their rights and obligations under the transaction documents. This document cannot be reproduced except in full, without prior written approval of the Company. Any unauthorized alteration, forgery or falsification of the content or appearance of this document is unlawful and offenders may be prosecuted to the fullest extent of the law. Unless otherwise stated the results shown in this test report refer only to the sample(s) tested and such sample(s) are retained for 30 days only.

Attention: To check the authenticity of testing /inspection report & certificate, please contact us at telephone: (86-755) 8307 1443, or email: CN.Doccheck@sgs.com
 No.1 Workshop, M-10, Middle Section, Science & Technology Park, Nanshan District, Shenzhen, Guangdong, China 518057 t (86-755) 26012053 f (86-755) 26710594 www.sgs.com.cn
 中国·广东·深圳市南山区科技园中区M-10栋1号厂房 邮编: 518057 t (86-755) 26012053 f (86-755) 26710594 sgs.china@sgs.com

Test Mode: 01; Polarity: Horizontal; Modulation:802.11ax(Full RU0); Bandwidth:80MHz; Channel:middle

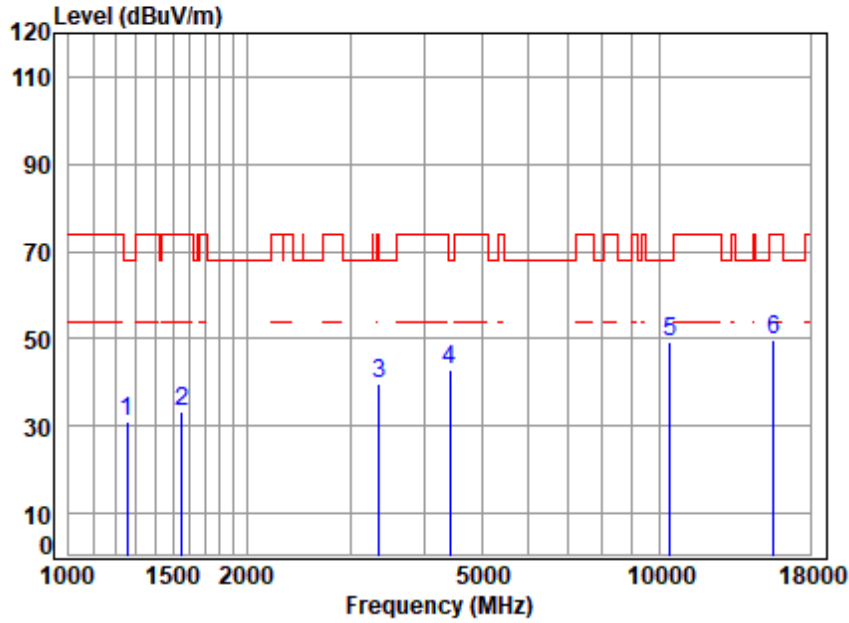


Site : chamber
 Condition: 3m HORIZONTAL
 Job No : 04146AT
 Mode : 5210 TX RSE
 Note : 5G WIFI 11AX80

	Freq	Cable Loss	Ant Factor	Preamp Factor	Read Level	Limit Level	Over Line	Over Limit	Remark
	MHz	dB	dB/m	dB	dBuV	dBuV/m	dBuV/m	dB	
1	1252.885	3.67	25.08	38.35	40.23	30.63	68.20	-37.57	peak
2	1507.470	4.07	26.83	38.39	39.29	31.80	74.00	-42.20	peak
3	3485.601	6.21	31.66	36.12	38.42	40.17	68.20	-28.03	peak
4	4329.354	7.01	34.23	35.85	37.17	42.56	74.00	-31.44	peak
5	10420.000	12.75	37.14	37.57	36.81	49.13	68.20	-19.07	peak
6	15630.000	14.26	41.13	37.27	31.64	49.76	74.00	-24.24	peak



Test Mode: 01; Polarity: Vertical; Modulation:802.11ax(Full RU0); Bandwidth:80MHz; Channel:middle



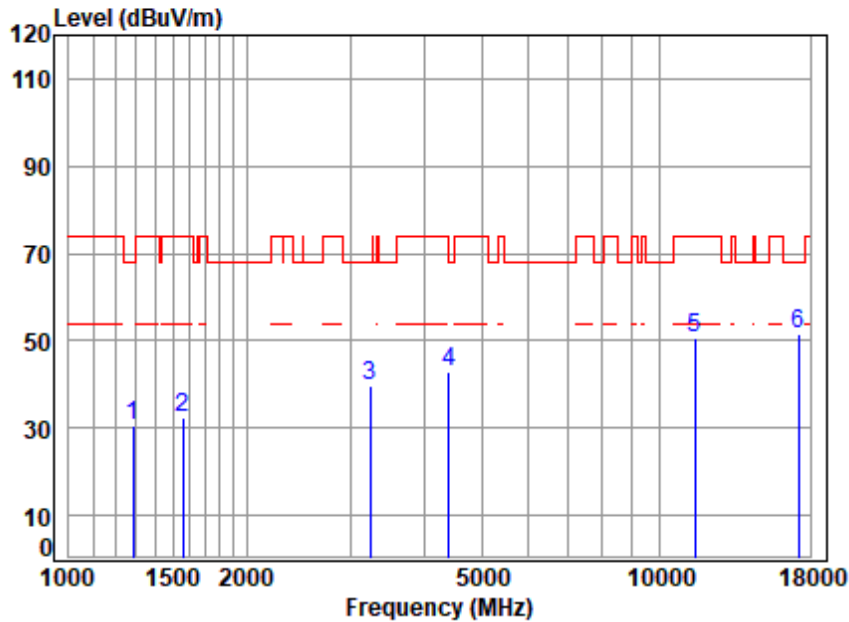
Site : chamber
 Condition: 3m VERTICAL
 Job No : 04146AT
 Mode : 5210 TX RSE
 Note : 5G WIFI 11AX80

	Freq	Cable Loss	Ant Factor	Preamp Factor	Read Level	Level	Limit Line	Over Limit	Remark
	MHz	dB	dB/m	dB	dBuV	dBuV/m	dBuV/m	dB	
1	1256.512	3.68	25.06	38.35	40.63	31.02	68.20	-37.18	peak
2	1556.169	4.14	26.98	38.40	40.64	33.36	74.00	-40.64	peak
3	3357.061	6.05	32.14	36.12	37.67	39.74	74.00	-34.26	peak
4	4417.841	7.07	34.59	35.78	37.11	42.99	68.20	-25.21	peak
5	10420.000	12.75	37.14	37.57	36.93	49.25	68.20	-18.95	peak
6	15630.000	14.26	41.13	37.27	31.44	49.56	74.00	-24.44	peak



Unless otherwise agreed in writing, this document is issued by the Company subject to its General Conditions of Service printed overleaf, available on request or accessible at <https://www.sgs.com/en/Terms-and-Conditions>. Attention is drawn to the limitation of liability, indemnification and jurisdiction issues defined therein. Any holder of this document is advised that information contained hereon reflects the Company's findings at the time of its intervention only and within the limits of Client's instructions, if any. The Company's sole responsibility is to its Client and this document does not exonerate parties to a transaction from exercising all their rights and obligations under the transaction documents. This document cannot be reproduced except in full, without prior written approval of the Company. Any unauthorized alteration, forgery or falsification of the content or appearance of this document is unlawful and offenders may be prosecuted to the fullest extent of the law. Unless otherwise stated the results shown in this test report refer only to the sample(s) tested and such sample(s) are retained for 30 days only.

Test Mode: 04; Polarity: Horizontal; Modulation:802.11a; Bandwidth:20MHz; Channel:Low

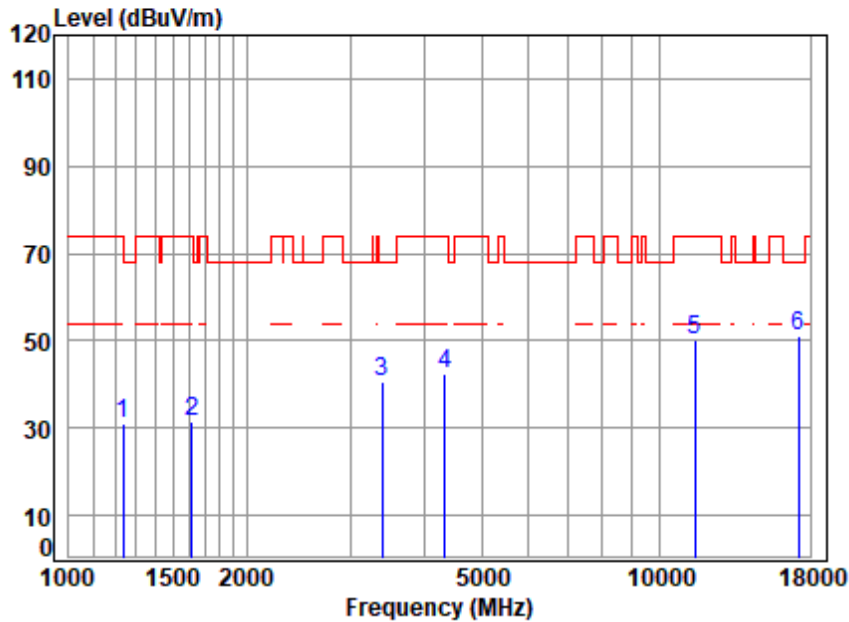


Site : chamber
 Condition: 3m HORIZONTAL
 Job No : 04146AT
 Mode : 5745 TX RSE
 Note : 5G WIFI 11A

	Freq	Cable Loss	Ant Factor	Preamp Factor	Read Level	Level	Limit Line	Over Limit	Remark
	MHz	dB	dB/m	dB	dBuV	dBuV/m	dBuV/m	dB	
1	1285.904	3.73	24.88	38.35	40.53	30.79	68.20	-37.41	peak
2	1560.673	4.15	26.96	38.40	39.51	32.22	74.00	-41.78	peak
3	3242.619	5.90	32.22	36.13	37.93	39.92	68.20	-28.28	peak
4	4405.090	7.06	34.74	35.79	36.92	42.93	68.20	-25.27	peak
5	11490.000	13.00	37.79	37.69	37.37	50.47	74.00	-23.53	peak
6	q17235.000	14.70	43.03	37.55	31.56	51.74	68.20	-16.46	peak



Test Mode: 04; Polarity: Vertical; Modulation:802.11a; Bandwidth:20MHz; Channel:Low

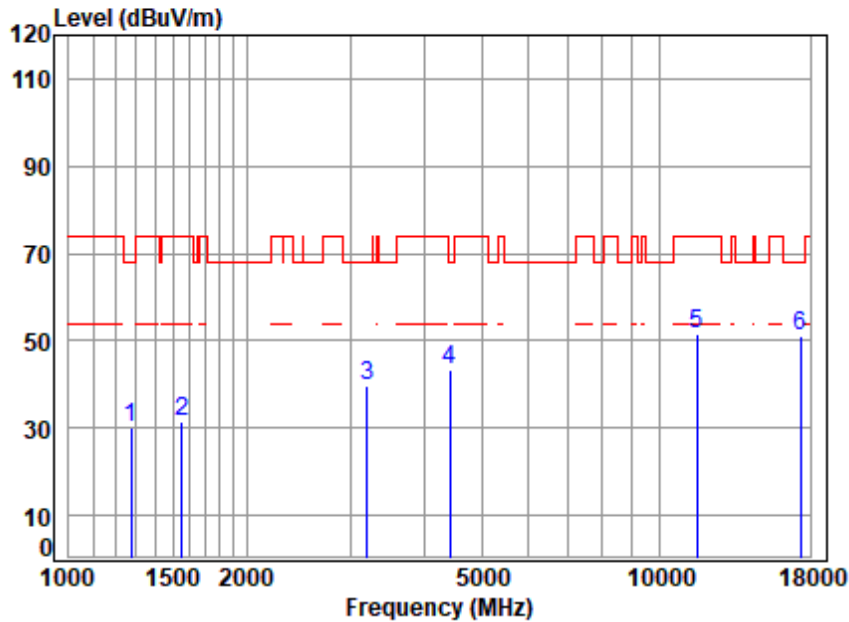


Site : chamber
 Condition: 3m VERTICAL
 Job No : 04146AT
 Mode : 5745 TX RSE
 Note : 5G WIFI 11A

	Freq	Cable Loss	Ant Factor	Preamp Factor	Read Level	Level	Limit Line	Over Limit	Remark
	MHz	dB	dB/m	dB	dBuV	dBuV/m	dBuV/m	dB	
1	1238.483	3.65	24.94	38.35	40.76	31.00	74.00	-43.00	peak
2	1615.754	4.22	26.64	38.40	38.94	31.40	74.00	-42.60	peak
3	3396.098	6.10	32.38	36.12	38.37	40.73	68.20	-27.47	peak
4	4329.354	7.01	34.23	35.85	37.16	42.55	74.00	-31.45	peak
5	11490.000	13.00	37.79	37.69	37.08	50.18	74.00	-23.82	peak
6	17235.000	14.70	43.03	37.55	31.01	51.19	68.20	-17.01	peak



Test Mode: 04; Polarity: Horizontal; Modulation:802.11a; Bandwidth:20MHz; Channel:middle

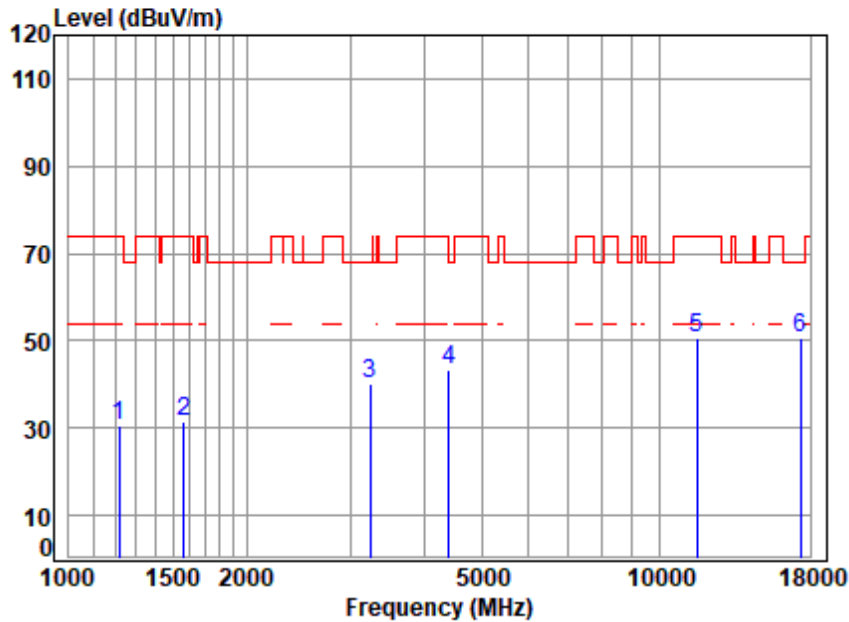


Site : chamber
 Condition: 3m HORIZONTAL
 Job No : 04146AT
 Mode : 5785 TX RSE
 Note : 5G WIFI 11A

	Freq	Cable Loss	Ant Factor	Preamp Factor	Read Level	Level	Limit Line	Over Limit	Remark
	MHz	dB	dB/m	dB	dBuV	dBuV/m	dBuV/m	dB	
1	1274.802	3.71	24.95	38.35	39.98	30.29	68.20	-37.91	peak
2	1556.169	4.14	26.98	38.40	38.92	31.64	74.00	-42.36	peak
3	3196.094	5.84	32.87	36.13	37.21	39.79	68.20	-28.41	peak
4	4417.841	7.07	34.59	35.78	37.38	43.26	68.20	-24.94	peak
5	11570.000	13.01	37.73	37.67	38.36	51.43	74.00	-22.57	peak
6	q17355.000	14.77	43.26	37.56	30.67	51.14	68.20	-17.06	peak



Test Mode: 04; Polarity: Vertical; Modulation:802.11a; Bandwidth:20MHz; Channel:middle



Site : chamber
 Condition: 3m VERTICAL
 Job No : 04146AT
 Mode : 5785 TX RSE
 Note : 5G WIFI 11A

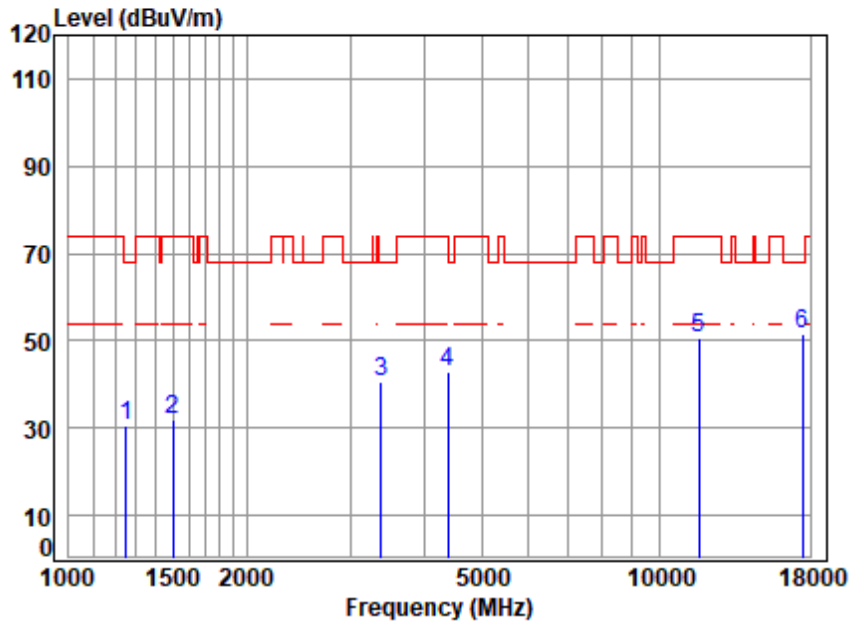
	Freq	Cable Loss	Ant Factor	Preamp Factor	Read Level	Limit Level	Over Limit	Remark
	MHz	dB	dB/m	dB	dBuV	dBuV/m	dBuV/m	dB
1	1217.190	3.61	24.64	38.34	40.61	30.52	74.00	-43.48 peak
2	1565.191	4.15	26.94	38.40	38.99	31.68	74.00	-42.32 peak
3	3242.619	5.90	32.22	36.13	37.94	39.93	68.20	-28.27 peak
4	4405.090	7.06	34.74	35.79	37.31	43.32	68.20	-24.88 peak
5	11570.000	13.01	37.73	37.67	37.42	50.49	74.00	-23.51 peak
6	q17355.000	14.77	43.26	37.56	29.96	50.43	68.20	-17.77 peak



Unless otherwise agreed in writing, this document is issued by the Company subject to its General Conditions of Service printed overleaf, available on request or accessible at <https://www.sgs.com/en/Terms-and-Conditions>. Attention is drawn to the limitation of liability, indemnification and jurisdiction issues defined therein. Any holder of this document is advised that information contained hereon reflects the Company's findings at the time of its intervention only and within the limits of Client's instructions, if any. The Company's sole responsibility is to its Client and this document does not exonerate parties to a transaction from exercising all their rights and obligations under the transaction documents. This document cannot be reproduced except in full, without prior written approval of the Company. Any unauthorized alteration, forgery or falsification of the content or appearance of this document is unlawful and offenders may be prosecuted to the fullest extent of the law. Unless otherwise stated the results shown in this test report refer only to the sample(s) tested and such sample(s) are retained for 30 days only.

Attention: To check the authenticity of testing /inspection report & certificate, please contact us at telephone: (86-755) 8307 1443, or email: CN.Doccheck@sgs.com
 No.1 Workshop, M-10, Middle Section, Science & Technology Park, Nanshan District, Shenzhen, Guangdong, China 518057 t (86-755) 26012053 f (86-755) 26710594 www.sgs.com.cn
 中国·广东·深圳市南山区科技园中区M-10栋1号厂房 邮编: 518057 t (86-755) 26012053 f (86-755) 26710594 sgs.china@sgs.com

Test Mode: 04; Polarity: Horizontal; Modulation:802.11a; Bandwidth:20MHz; Channel:High

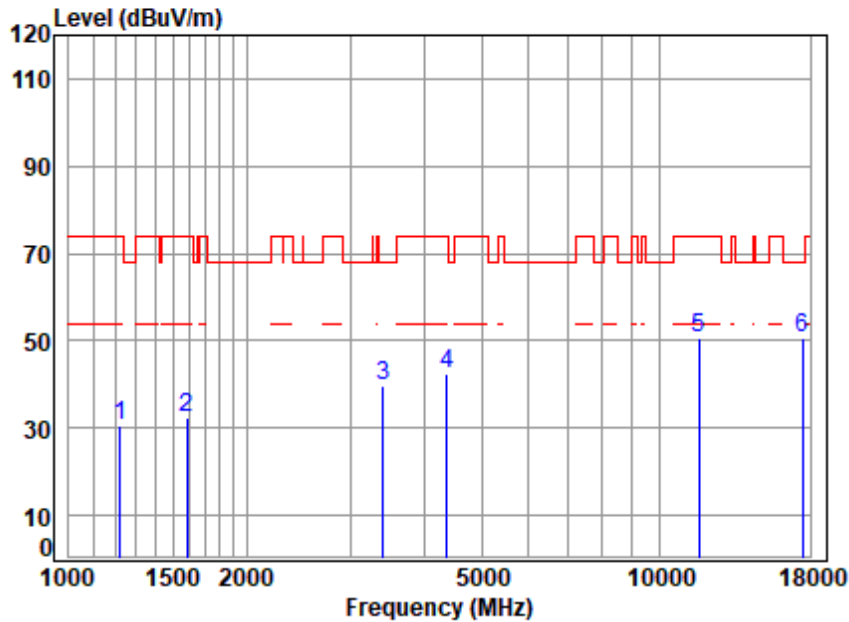


Site : chamber
 Condition: 3m HORIZONTAL
 Job No : 04146AT
 Mode : 5825 TX RSE
 Note : 5G WIFI 11A

	Freq	Cable Loss	Ant Factor	Preamp Factor	Read Level	Level	Limit Line	Over Limit	Remark
	MHz	dB	dB/m	dB	dBuV	dBuV/m	dBuV/m	dB	
1	1249.269	3.67	25.09	38.35	40.37	30.78	68.20	-37.42	peak
2	1503.119	4.07	26.81	38.39	39.63	32.12	74.00	-41.88	peak
3	3386.297	6.09	32.32	36.12	38.15	40.44	68.20	-27.76	peak
4	4392.376	7.05	34.74	35.80	36.86	42.85	74.00	-31.15	peak
5	11650.000	13.03	37.80	37.65	37.56	50.74	74.00	-23.26	peak
6	17475.000	14.84	43.40	37.58	30.99	51.65	68.20	-16.55	peak



Test Mode: 04; Polarity: Vertical; Modulation:802.11a; Bandwidth:20MHz; Channel:High

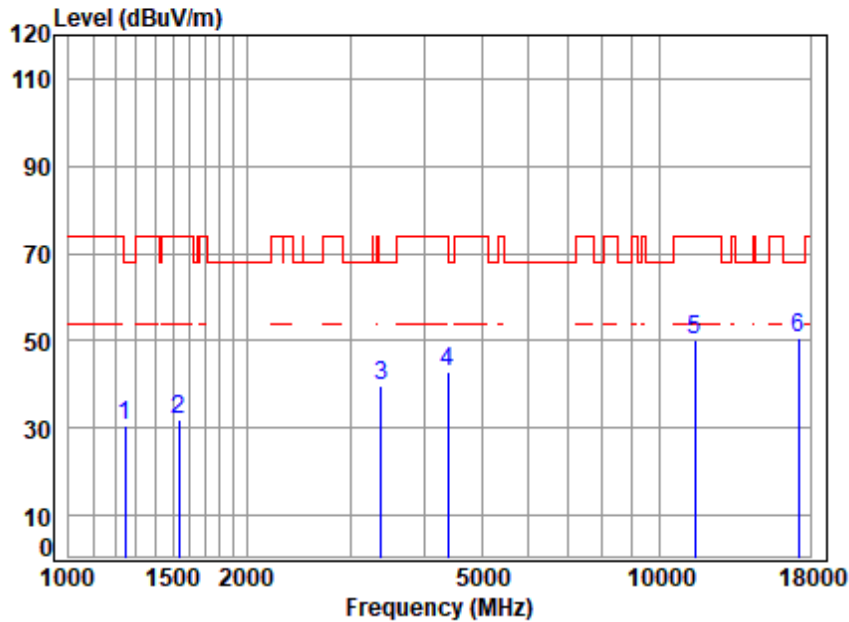


Site : chamber
 Condition: 3m VERTICAL
 Job No : 04146AT
 Mode : 5825 TX RSE
 Note : 5G WIFI 11A

	Freq	Cable Loss	Ant Factor	Preamp Factor	Read Level	Level	Limit Line	Over Limit	Remark
	MHz	dB	dB/m	dB	dBuV	dBuV/m	dBuV/m	dB	
1	1220.714	3.62	24.69	38.34	40.59	30.56	74.00	-43.44	peak
2	1583.392	4.18	26.87	38.40	39.52	32.17	74.00	-41.83	peak
3	3405.929	6.11	32.33	36.12	37.41	39.73	68.20	-28.47	peak
4	4367.058	7.04	34.54	35.82	36.68	42.44	74.00	-31.56	peak
5	11650.000	13.03	37.80	37.65	37.25	50.43	74.00	-23.57	peak
6	q17475.000	14.84	43.40	37.58	30.10	50.76	68.20	-17.44	peak



Test Mode: 04; Polarity: Horizontal; Modulation:802.11n; Bandwidth:20MHz; Channel:Low

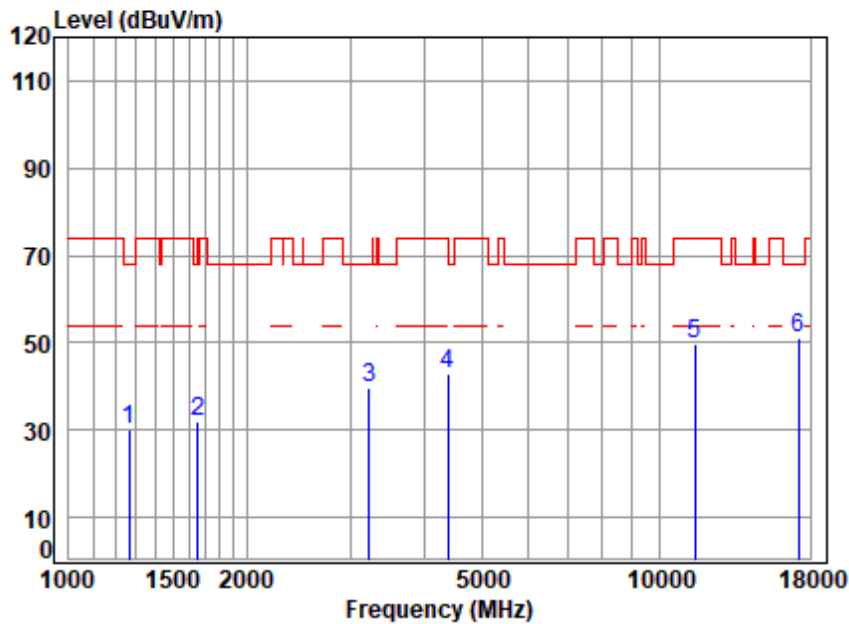


Site : chamber
 Condition: 3m HORIZONTAL
 Job No : 04146AT
 Mode : 5745 TX RSE
 Note : 5G WIFI 11N20

	Freq	Cable Loss	Ant Factor	Preamp Factor	Read Level	Level	Limit Line	Over Limit	Remark
	MHz	dB	dB/m	dB	dBuV	dBuV/m	dBuV/m	dB	
1	1245.663	3.66	25.04	38.35	40.16	30.51	68.20	-37.69	peak
2	1533.841	4.11	26.94	38.39	39.16	31.82	74.00	-42.18	peak
3	3386.297	6.09	32.32	36.12	37.38	39.67	68.20	-28.53	peak
4	4392.376	7.05	34.74	35.80	36.86	42.85	74.00	-31.15	peak
5	11490.000	13.00	37.79	37.69	36.91	50.01	74.00	-23.99	peak
6	17235.000	14.70	43.03	37.55	30.64	50.82	68.20	-17.38	peak



Test Mode: 04; Polarity: Vertical; Modulation:802.11n; Bandwidth:20MHz; Channel:Low



Site : chamber
 Condition: 3m VERTICAL
 Job No : 04146AT
 Mode : 5745 TX RSE
 Note : 5G WIFI 11N20

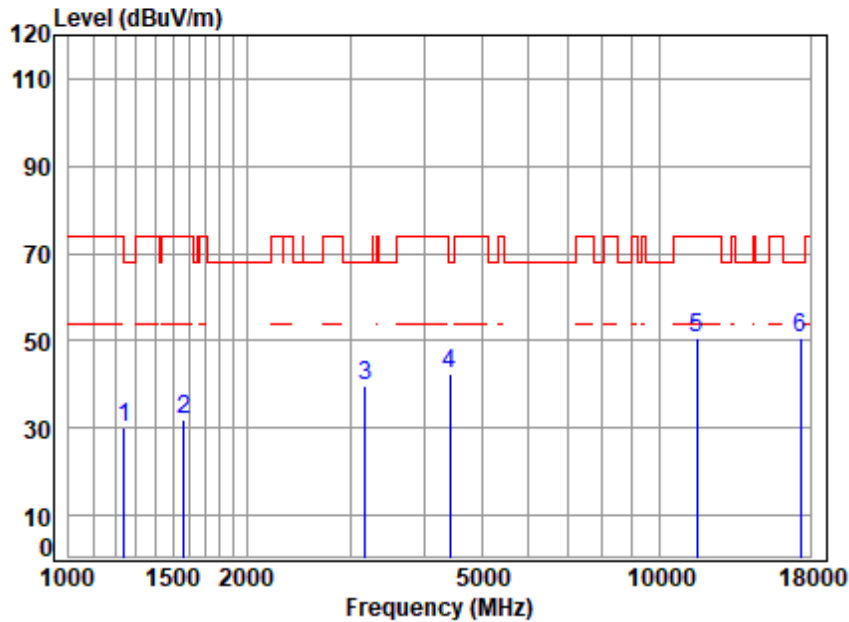
	Freq	Cable Loss	Ant Factor	Preamp Factor	Read Level	Level	Limit Line	Over Limit	Remark
	MHz	dB	dB/m	dB	dBuV	dBuV/m	dBuV/m	dB	
1	1267.454	3.70	25.00	38.35	39.80	30.15	68.20	-38.05	peak
2	1653.550	4.27	26.29	38.41	39.87	32.02	68.20	-36.18	peak
3	3223.928	5.88	32.52	36.13	37.20	39.47	68.20	-28.73	peak
4	4392.376	7.05	34.74	35.80	36.86	42.85	74.00	-31.15	peak
5	11490.000	13.00	37.79	37.69	36.66	49.76	74.00	-24.24	peak
6	q17235.000	14.70	43.03	37.55	30.82	51.00	68.20	-17.20	peak



Unless otherwise agreed in writing, this document is issued by the Company subject to its General Conditions of Service printed overleaf, available on request or accessible at <https://www.sgs.com/en/Terms-and-Conditions>. Attention is drawn to the limitation of liability, indemnification and jurisdiction issues defined therein. Any holder of this document is advised that information contained hereon reflects the Company's findings at the time of its intervention only and within the limits of Client's instructions, if any. The Company's sole responsibility is to its Client and this document does not exonerate parties to a transaction from exercising all their rights and obligations under the transaction documents. This document cannot be reproduced except in full, without prior written approval of the Company. Any unauthorized alteration, forgery or falsification of the content or appearance of this document is unlawful and offenders may be prosecuted to the fullest extent of the law. Unless otherwise stated the results shown in this test report refer only to the sample(s) tested and such sample(s) are retained for 30 days only.

Attention: To check the authenticity of testing /inspection report & certificate, please contact us at telephone: (86-755) 8307 1443, or email: CN.Doccheck@sgs.com
 No.1 Workshop, M-10, Middle Section, Science & Technology Park, Nanshan District, Shenzhen, Guangdong, China 518057 t (86-755) 26012053 f (86-755) 26710594 www.sgs.com.cn
 中国·广东·深圳市南山区科技园中区M-10栋1号厂房 邮编: 518057 t (86-755) 26012053 f (86-755) 26710594 sgs.china@sgs.com

Test Mode: 04; Polarity: Horizontal; Modulation:802.11n; Bandwidth:20MHz; Channel:middle

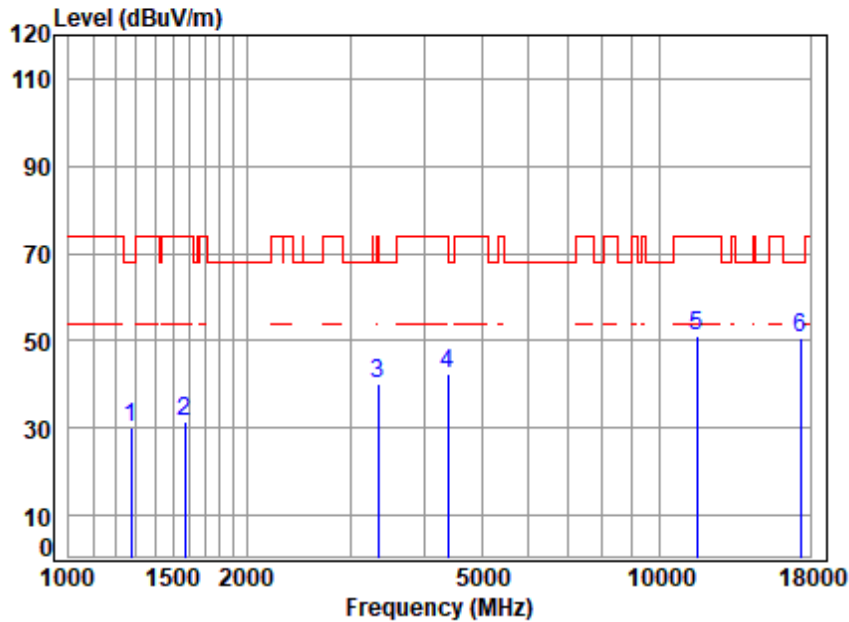


Site : chamber
 Condition: 3m HORIZONTAL
 Job No : 04146AT
 Mode : 5785 TX RSE
 Note : 5G WIFI 11N20

	Freq	Cable Loss	Ant Factor	Preamp Factor	Read Level	Level	Limit Line	Over Limit	Remark
	MHz	dB	dB/m	dB	dBuV	dBuV/m	dBuV/m	dB	
1	1242.068	3.66	24.99	38.35	39.98	30.28	68.20	-37.92	peak
2	1569.721	4.16	26.92	38.40	39.36	32.04	74.00	-41.96	peak
3	3177.672	5.82	32.72	36.13	37.22	39.63	68.20	-28.57	peak
4	4417.841	7.07	34.59	35.78	36.69	42.57	68.20	-25.63	peak
5	11570.000	13.01	37.73	37.67	37.70	50.77	74.00	-23.23	peak
6	q17355.000	14.77	43.26	37.56	30.32	50.79	68.20	-17.41	peak



Test Mode: 04; Polarity: Vertical; Modulation:802.11n; Bandwidth:20MHz; Channel:middle

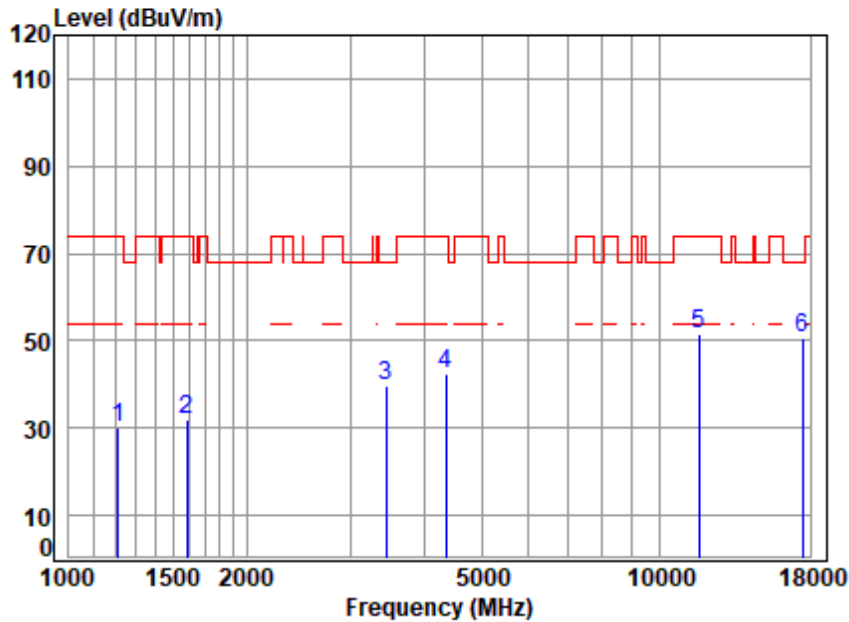


Site : chamber
 Condition: 3m VERTICAL
 Job No : 04146AT
 Mode : 5785 TX RSE
 Note : 5G WIFI 11N20

	Freq	Cable Loss	Ant Factor	Preamp Factor	Read Level	Level	Limit Line	Over Limit	Remark
	MHz	dB	dB/m	dB	dBuV	dBuV/m	dBuV/m	dB	
1	1274.802	3.71	24.95	38.35	39.82	30.13	68.20	-38.07	peak
2	1574.265	4.17	26.90	38.40	39.03	31.70	74.00	-42.30	peak
3	3347.371	6.04	32.05	36.12	37.98	39.95	74.00	-34.05	peak
4	4379.699	7.04	34.64	35.81	36.72	42.59	74.00	-31.41	peak
5	11570.000	13.01	37.73	37.67	38.22	51.29	74.00	-22.71	peak
6	q17355.000	14.77	43.26	37.56	30.01	50.48	68.20	-17.72	peak



Test Mode: 04; Polarity: Horizontal; Modulation:802.11n; Bandwidth:20MHz; Channel:High



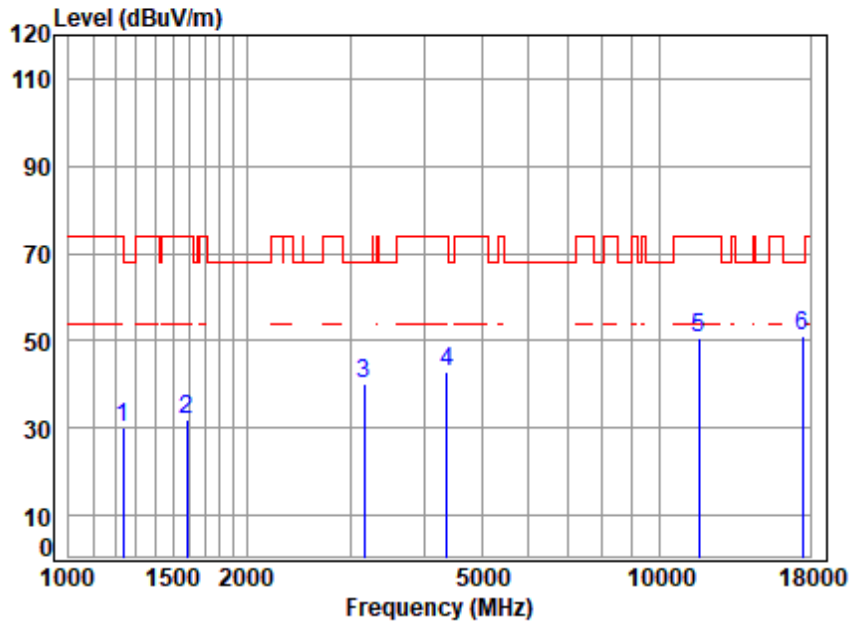
Site : chamber
 Condition: 3m HORIZONTAL
 Job No : 04146AT
 Mode : 5825 TX RSE
 Note : 5G WIFI 11N20

	Freq	Cable Loss	Ant Factor	Preamp Factor	Read Level	Limit Level	Over Limit	Remark
	MHz	dB	dB/m	dB	dBuV	dBuV/m	dBuV/m	dB
1	1213.677	3.61	24.59	38.34	40.26	30.12	74.00	-43.88 peak
2	1587.975	4.18	26.85	38.40	39.11	31.74	74.00	-42.26 peak
3	3445.535	6.16	31.85	36.12	37.82	39.71	68.20	-28.49 peak
4	4354.454	7.03	34.44	35.83	36.73	42.37	74.00	-31.63 peak
5	11650.000	13.03	37.80	37.65	38.36	51.54	74.00	-22.46 peak
6	17475.000	14.84	43.40	37.58	30.15	50.81	68.20	-17.39 peak



Unless otherwise agreed in writing, this document is issued by the Company subject to its General Conditions of Service printed overleaf, available on request or accessible at <https://www.sgs.com/en/Terms-and-Conditions>. Attention is drawn to the limitation of liability, indemnification and jurisdiction issues defined therein. Any holder of this document is advised that information contained hereon reflects the Company's findings at the time of its intervention only and within the limits of Client's instructions, if any. The Company's sole responsibility is to its Client and this document does not exonerate parties to a transaction from exercising all their rights and obligations under the transaction documents. This document cannot be reproduced except in full, without prior written approval of the Company. Any unauthorized alteration, forgery or falsification of the content or appearance of this document is unlawful and offenders may be prosecuted to the fullest extent of the law. Unless otherwise stated the results shown in this test report refer only to the sample(s) tested and such sample(s) are retained for 30 days only.

Test Mode: 04; Polarity: Vertical; Modulation:802.11n; Bandwidth:20MHz; Channel:High

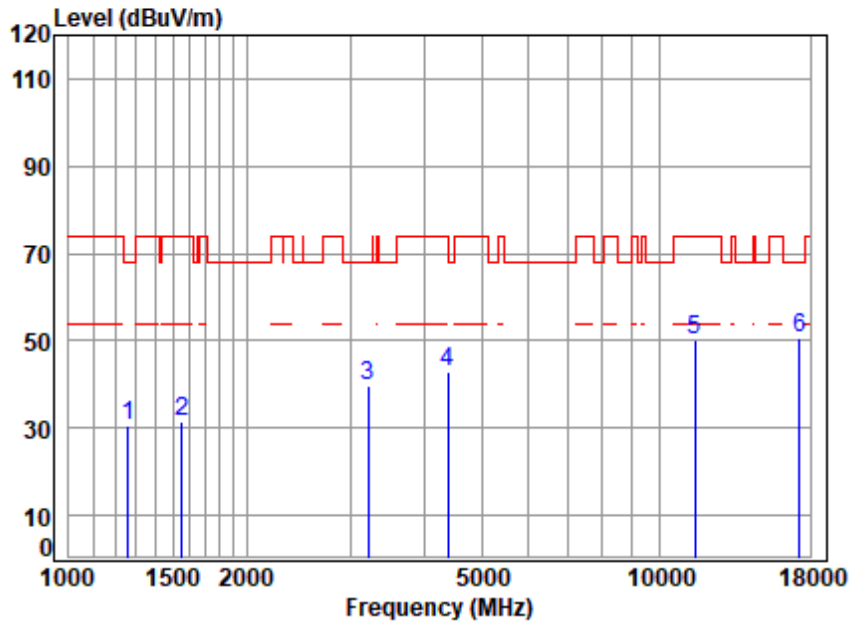


Site : chamber
 Condition: 3m VERTICAL
 Job No : 04146AT
 Mode : 5825 TX RSE
 Note : 5G WIFI 11N20

	Freq	Cable Loss	Ant Factor	Preamp Factor	Read Level	Level	Limit Line	Over Limit	Remark
	MHz	dB	dB/m	dB	dBuV	dBuV/m	dBuV/m	dB	
1	1234.909	3.64	24.89	38.35	40.06	30.24	74.00	-43.76	peak
2	1583.392	4.18	26.87	38.40	39.46	32.11	74.00	-41.89	peak
3	3159.355	5.80	32.57	36.13	37.99	40.23	68.20	-27.97	peak
4	4367.058	7.04	34.54	35.82	36.93	42.69	74.00	-31.31	peak
5	11650.000	13.03	37.80	37.65	37.51	50.69	74.00	-23.31	peak
6	q17475.000	14.84	43.40	37.58	30.44	51.10	68.20	-17.10	peak



Test Mode: 04; Polarity: Horizontal; Modulation:802.11n; Bandwidth:40MHz; Channel:Low

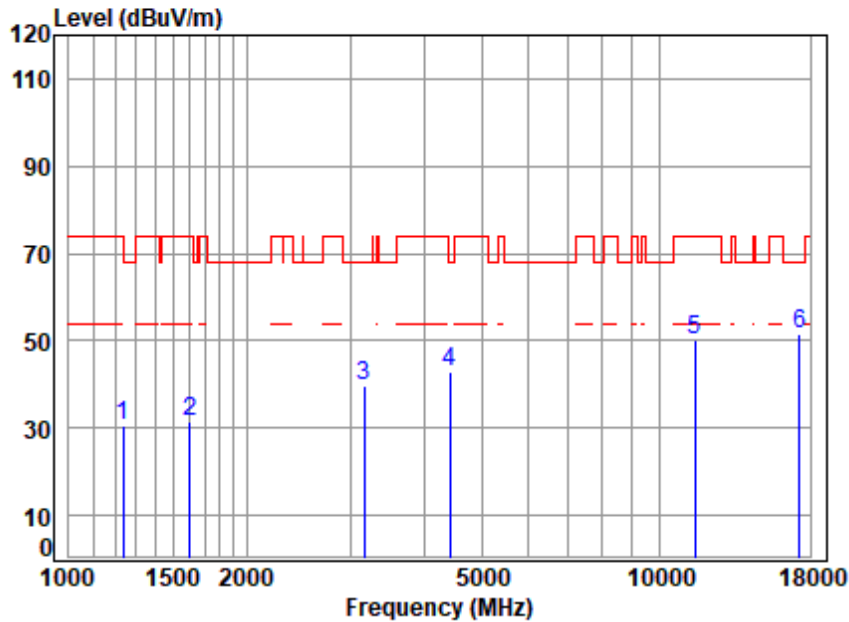


Site : chamber
 Condition: 3m HORIZONTAL
 Job No : 04146AT
 Mode : 5755 TX RSE
 Note : 5G WIFI 11N40

	Freq	Cable Loss	Ant Factor	Preamp Factor	Read Level	Level	Limit Line	Over Limit	Remark
	MHz	dB	dB/m	dB	dBuV	dBuV/m	dBuV/m	dB	
1	1260.149	3.69	25.04	38.35	40.33	30.71	68.20	-37.49	peak
2	1551.677	4.13	26.99	38.40	38.88	31.60	74.00	-42.40	peak
3	3214.623	5.87	32.67	36.13	37.21	39.62	68.20	-28.58	peak
4	4379.699	7.04	34.64	35.81	37.24	43.11	74.00	-30.89	peak
5	11510.000	13.00	37.79	37.69	37.19	50.29	74.00	-23.71	peak
6	q17265.000	14.72	43.06	37.55	30.48	50.71	68.20	-17.49	peak



Test Mode: 04; Polarity: Vertical; Modulation:802.11n; Bandwidth:40MHz; Channel:Low

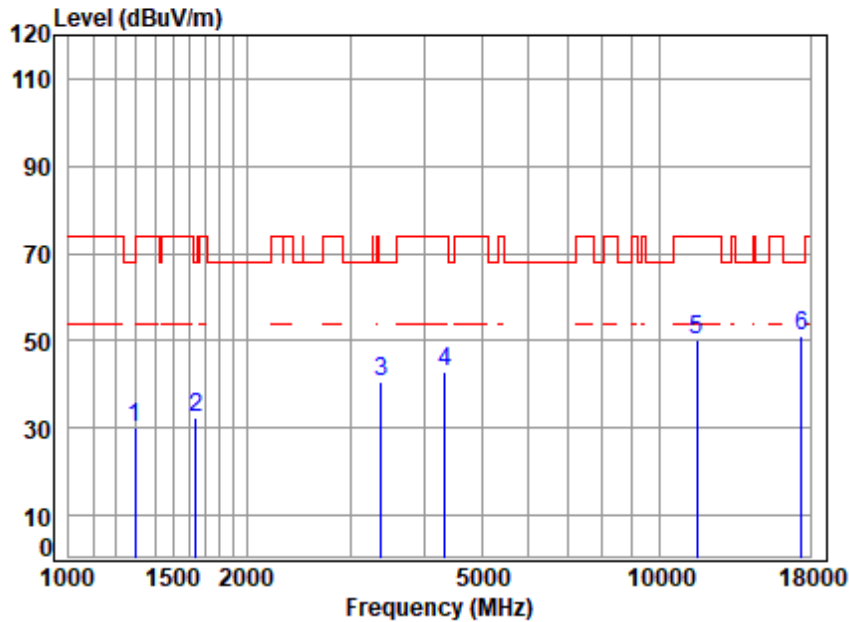


Site : chamber
 Condition: 3m VERTICAL
 Job No : 04146AT
 Mode : 5755 TX RSE
 Note : 5G WIFI 11N40

	Freq	Cable Loss	Ant Factor	Preamp Factor	Read Level	Level	Limit Line	Over Limit	Remark
	MHz	dB	dB/m	dB	dBuV	dBuV/m	dBuV/m	dB	
1	1234.909	3.64	24.89	38.35	40.25	30.43	74.00	-43.57	peak
2	1601.804	4.20	26.78	38.40	38.99	31.57	74.00	-42.43	peak
3	3168.500	5.81	32.65	36.13	37.22	39.55	68.20	-28.65	peak
4	4417.841	7.07	34.59	35.78	37.05	42.93	68.20	-25.27	peak
5	11510.000	13.00	37.79	37.69	37.23	50.33	74.00	-23.67	peak
6	q17265.000	14.72	43.06	37.55	31.13	51.36	68.20	-16.84	peak



Test Mode: 04; Polarity: Horizontal; Modulation:802.11n; Bandwidth:40MHz; Channel:High



Site : chamber
 Condition: 3m HORIZONTAL
 Job No : 04146AT
 Mode : 5795 TX RSE
 Note : 5G WIFI 11N40

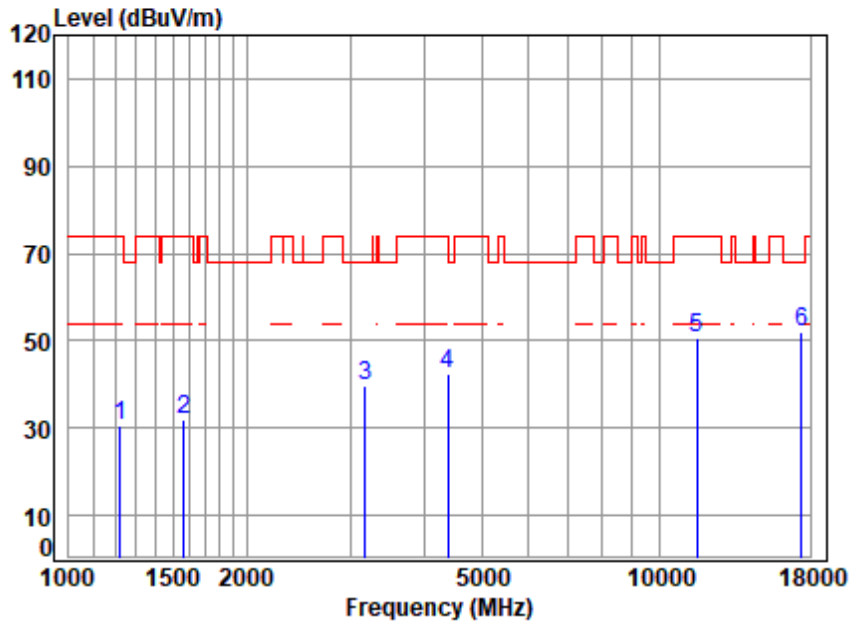
	Freq	Cable Loss	Ant Factor	Preamp Factor	Read Level	Level	Limit Line	Over Limit	Remark
	MHz	dB	dB/m	dB	dBuV	dBuV/m	dBuV/m	dB	
1	1293.359	3.74	24.84	38.36	40.10	30.32	68.20	-37.88	peak
2	1644.019	4.26	26.36	38.41	40.00	32.21	68.20	-35.99	peak
3	3386.297	6.09	32.32	36.12	38.31	40.60	68.20	-27.60	peak
4	4329.354	7.01	34.23	35.85	37.65	43.04	74.00	-30.96	peak
5	11590.000	13.01	37.71	37.67	36.92	49.97	74.00	-24.03	peak
6	q17385.000	14.79	43.35	37.57	30.73	51.30	68.20	-16.90	peak



Unless otherwise agreed in writing, this document is issued by the Company subject to its General Conditions of Service printed overleaf, available on request or accessible at <https://www.sgs.com/en/Terms-and-Conditions>. Attention is drawn to the limitation of liability, indemnification and jurisdiction issues defined therein. Any holder of this document is advised that information contained hereon reflects the Company's findings at the time of its intervention only and within the limits of Client's instructions, if any. The Company's sole responsibility is to its Client and this document does not exonerate parties to a transaction from exercising all their rights and obligations under the transaction documents. This document cannot be reproduced except in full, without prior written approval of the Company. Any unauthorized alteration, forgery or falsification of the content or appearance of this document is unlawful and offenders may be prosecuted to the fullest extent of the law. Unless otherwise stated the results shown in this test report refer only to the sample(s) tested and such sample(s) are retained for 30 days only.

Attention: To check the authenticity of testing /inspection report & certificate, please contact us at telephone: (86-755) 8307 1443, or email: CN.Doccheck@sgs.com

Test Mode: 04; Polarity: Vertical; Modulation:802.11n; Bandwidth:40MHz; Channel:High

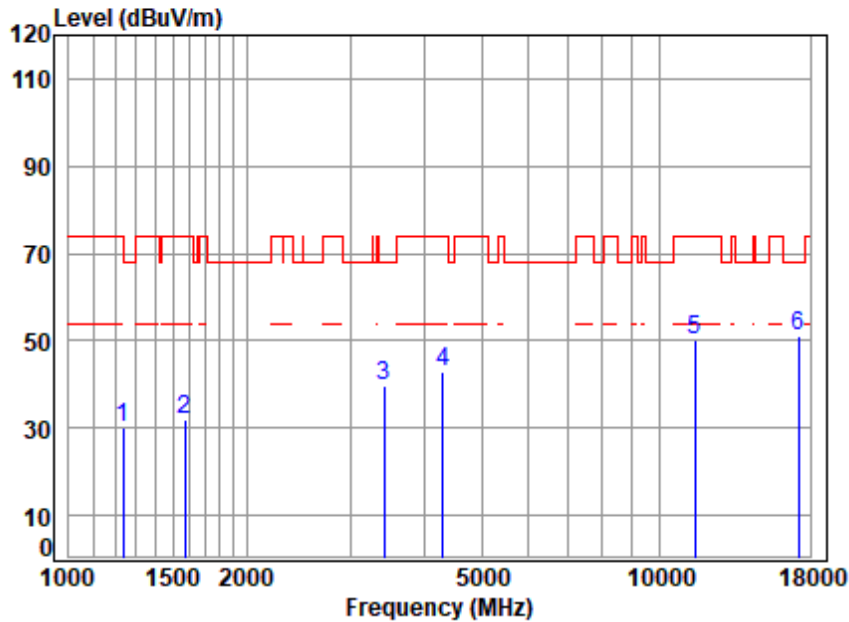


Site : chamber
 Condition: 3m VERTICAL
 Job No : 04146AT
 Mode : 5795 TX RSE
 Note : 5G WIFI 11N40

	Freq	Cable Loss	Ant Factor	Preamp Factor	Read Level	Level	Limit Line	Over Limit	Remark
	MHz	dB	dB/m	dB	dBuV	dBuV/m	dBuV/m	dB	
1	1220.714	3.62	24.69	38.34	40.50	30.47	74.00	-43.53	peak
2	1569.721	4.16	26.92	38.40	39.40	32.08	74.00	-41.92	peak
3	3177.672	5.82	32.72	36.13	37.49	39.90	68.20	-28.30	peak
4	4392.376	7.05	34.74	35.80	36.34	42.33	74.00	-31.67	peak
5	11590.000	13.01	37.71	37.67	37.50	50.55	74.00	-23.45	peak
6	q17385.000	14.79	43.35	37.57	31.32	51.89	68.20	-16.31	peak



Test Mode: 04; Polarity: Horizontal; Modulation:802.11ax(Full RU0); Bandwidth:20MHz; Channel:Low

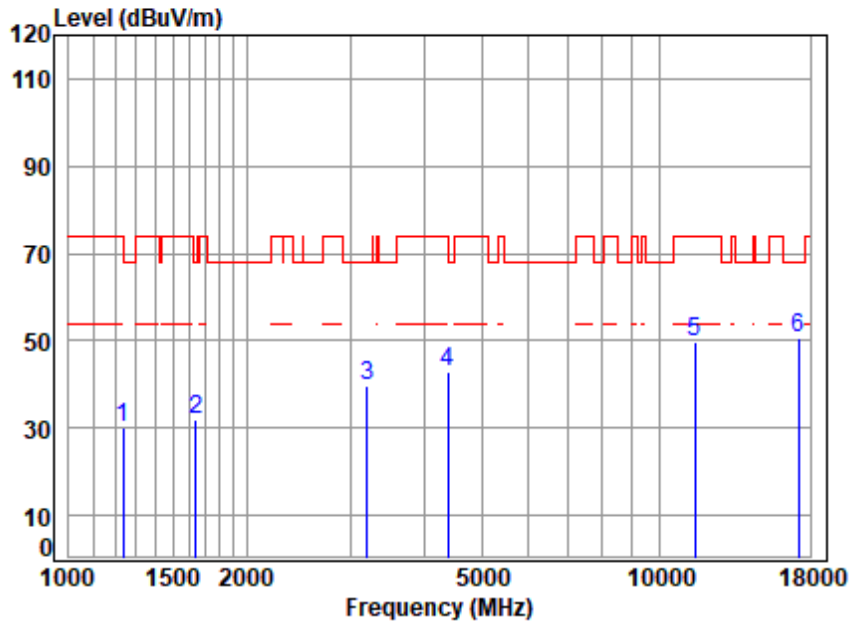


Site : chamber
 Condition: 3m HORIZONTAL
 Job No : 04146AT
 Mode : 5745 TX RSE
 Note : 5G WIFI 11AX20

	Freq	Cable Loss	Ant Factor	Preamp Factor	Read Level	Level	Limit Line	Over Limit	Remark
	MHz	dB	dB/m	dB	dBuV	dBuV/m	dBuV/m	dB	
1	1234.909	3.64	24.89	38.35	39.93	30.11	74.00	-43.89	peak
2	1574.265	4.17	26.90	38.40	39.37	32.04	74.00	-41.96	peak
3	3425.675	6.13	32.09	36.12	37.43	39.53	68.20	-28.67	peak
4	4304.400	6.99	34.04	35.87	37.57	42.73	74.00	-31.27	peak
5	11490.000	13.00	37.79	37.69	37.09	50.19	74.00	-23.81	peak
6	q17235.000	14.70	43.03	37.55	31.08	51.26	68.20	-16.94	peak



Test Mode: 04; Polarity: Vertical; Modulation:802.11ax(Full RU0); Bandwidth:20MHz; Channel:Low



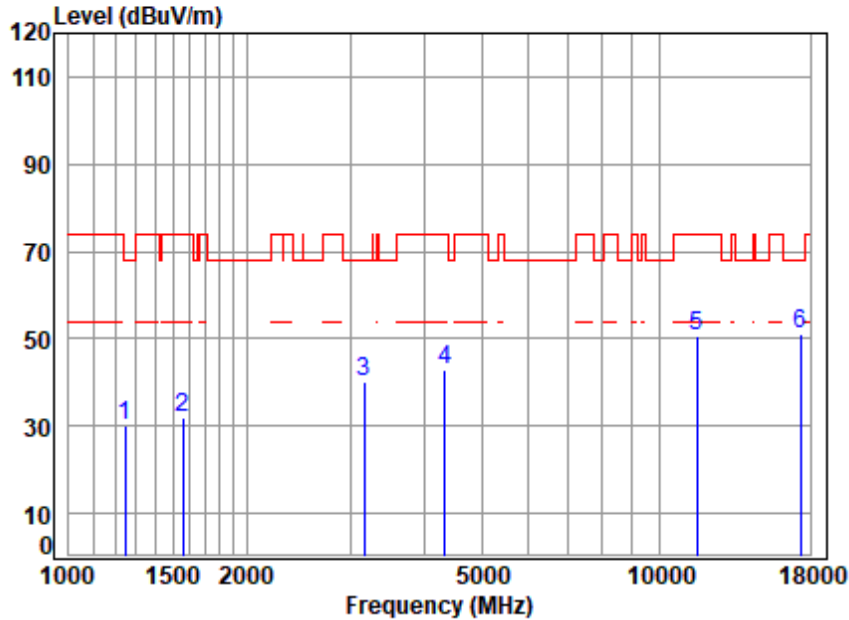
Site : chamber
 Condition: 3m VERTICAL
 Job No : 04146AT
 Mode : 5745 TX RSE
 Note : 5G WIFI 11AX20

	Freq	Cable Loss	Ant Factor	Preamp Factor	Read Level	Limit Level	Over Limit	Remark
	MHz	dB	dB/m	dB	dBuV	dBuV/m	dBuV/m	dB
1	1238.483	3.65	24.94	38.35	40.08	30.32	74.00	-43.68 peak
2	1639.274	4.25	26.41	38.41	39.71	31.96	68.20	-36.24 peak
3	3196.094	5.84	32.87	36.13	37.31	39.89	68.20	-28.31 peak
4	4379.699	7.04	34.64	35.81	36.94	42.81	74.00	-31.19 peak
5	11490.000	13.00	37.79	37.69	36.72	49.82	74.00	-24.18 peak
6	17235.000	14.70	43.03	37.55	30.55	50.73	68.20	-17.47 peak



Unless otherwise agreed in writing, this document is issued by the Company subject to its General Conditions of Service printed overleaf, available on request or accessible at <https://www.sgs.com/en/Terms-and-Conditions>. Attention is drawn to the limitation of liability, indemnification and jurisdiction issues defined therein. Any holder of this document is advised that information contained hereon reflects the Company's findings at the time of its intervention only and within the limits of Client's instructions, if any. The Company's sole responsibility is to its Client and this document does not exonerate parties to a transaction from exercising all their rights and obligations under the transaction documents. This document cannot be reproduced except in full, without prior written approval of the Company. Any unauthorized alteration, forgery or falsification of the content or appearance of this document is unlawful and offenders may be prosecuted to the fullest extent of the law. Unless otherwise stated the results shown in this test report refer only to the sample(s) tested and such sample(s) are retained for 30 days only.

Test Mode: 04; Polarity: Horizontal; Modulation:802.11ax(Full RU0); Bandwidth:20MHz; Channel:middle



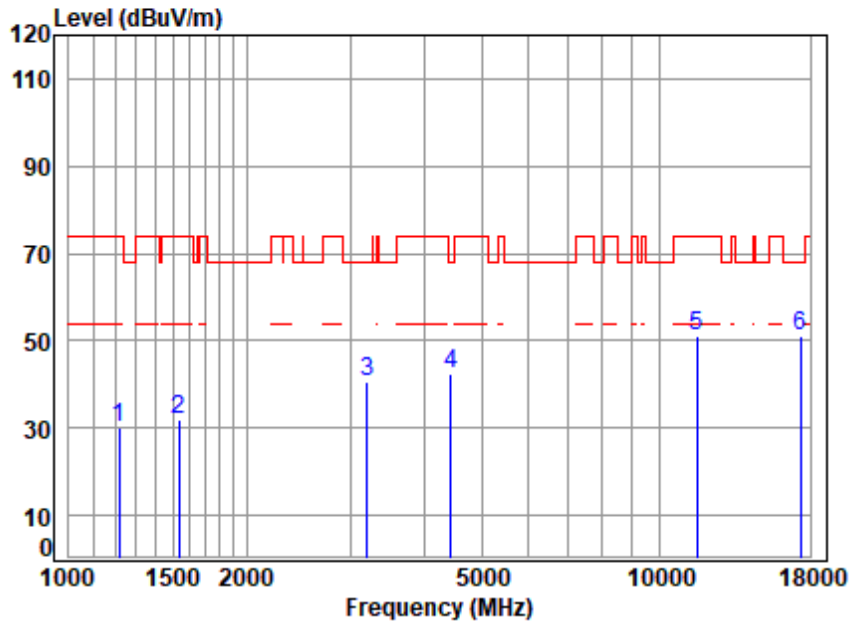
Site : chamber
 Condition: 3m HORIZONTAL
 Job No : 04146AT
 Mode : 5785 TX RSE
 Note : 5G WIFI 11AX20

	Freq	Cable Loss	Ant Factor	Preamp Factor	Read Level	Level	Limit Line	Over Limit	Remark
	MHz	dB	dB/m	dB	dBuV	dBuV/m	dBuV/m	dB	
1	1245.663	3.66	25.04	38.35	39.89	30.24	68.20	-37.96	peak
2	1560.673	4.15	26.96	38.40	39.11	31.82	74.00	-42.18	peak
3	3159.355	5.80	32.57	36.13	37.84	40.08	68.20	-28.12	peak
4	4341.886	7.02	34.34	35.84	37.39	42.91	74.00	-31.09	peak
5	11570.000	13.01	37.73	37.67	37.52	50.59	74.00	-23.41	peak
6	17355.000	14.77	43.26	37.56	30.78	51.25	68.20	-16.95	peak



Unless otherwise agreed in writing, this document is issued by the Company subject to its General Conditions of Service printed overleaf, available on request or accessible at <https://www.sgs.com/en/Terms-and-Conditions>. Attention is drawn to the limitation of liability, indemnification and jurisdiction issues defined therein. Any holder of this document is advised that information contained hereon reflects the Company's findings at the time of its intervention only and within the limits of Client's instructions, if any. The Company's sole responsibility is to its Client and this document does not exonerate parties to a transaction from exercising all their rights and obligations under the transaction documents. This document cannot be reproduced except in full, without prior written approval of the Company. Any unauthorized alteration, forgery or falsification of the content or appearance of this document is unlawful and offenders may be prosecuted to the fullest extent of the law. Unless otherwise stated the results shown in this test report refer only to the sample(s) tested and such sample(s) are retained for 30 days only.

Test Mode: 04; Polarity: Vertical; Modulation:802.11ax(Full RU0); Bandwidth:20MHz; Channel:middle



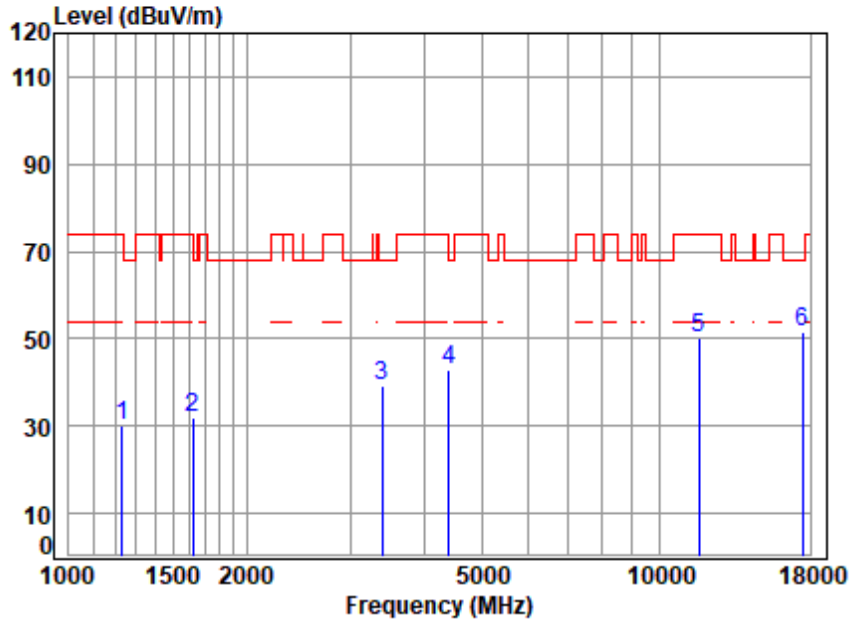
Site : chamber
 Condition: 3m VERTICAL
 Job No : 04146AT
 Mode : 5785 TX RSE
 Note : 5G WIFI 11AX20

	Freq	Cable Loss	Ant Factor	Preamp Factor	Read Level	Limit Level	Over Limit	Remark
	MHz	dB	dB/m	dB	dBuV	dBuV/m	dBuV/m	dB
1	1217.190	3.61	24.64	38.34	40.21	30.12	74.00	-43.88 peak
2	1538.281	4.12	26.95	38.39	39.09	31.77	74.00	-42.23 peak
3	3196.094	5.84	32.87	36.13	38.13	40.71	68.20	-27.49 peak
4	4430.628	7.08	34.43	35.77	36.92	42.66	68.20	-25.54 peak
5	11570.000	13.01	37.73	37.67	38.19	51.26	74.00	-22.74 peak
6	q17355.000	14.77	43.26	37.56	30.42	50.89	68.20	-17.31 peak



Unless otherwise agreed in writing, this document is issued by the Company subject to its General Conditions of Service printed overleaf, available on request or accessible at <https://www.sgs.com/en/Terms-and-Conditions>. Attention is drawn to the limitation of liability, indemnification and jurisdiction issues defined therein. Any holder of this document is advised that information contained hereon reflects the Company's findings at the time of its intervention only and within the limits of Client's instructions, if any. The Company's sole responsibility is to its Client and this document does not exonerate parties to a transaction from exercising all their rights and obligations under the transaction documents. This document cannot be reproduced except in full, without prior written approval of the Company. Any unauthorized alteration, forgery or falsification of the content or appearance of this document is unlawful and offenders may be prosecuted to the fullest extent of the law. Unless otherwise stated the results shown in this test report refer only to the sample(s) tested and such sample(s) are retained for 30 days only.

Test Mode: 04; Polarity: Horizontal; Modulation:802.11ax(Full RU0); Bandwidth:20MHz; Channel:High



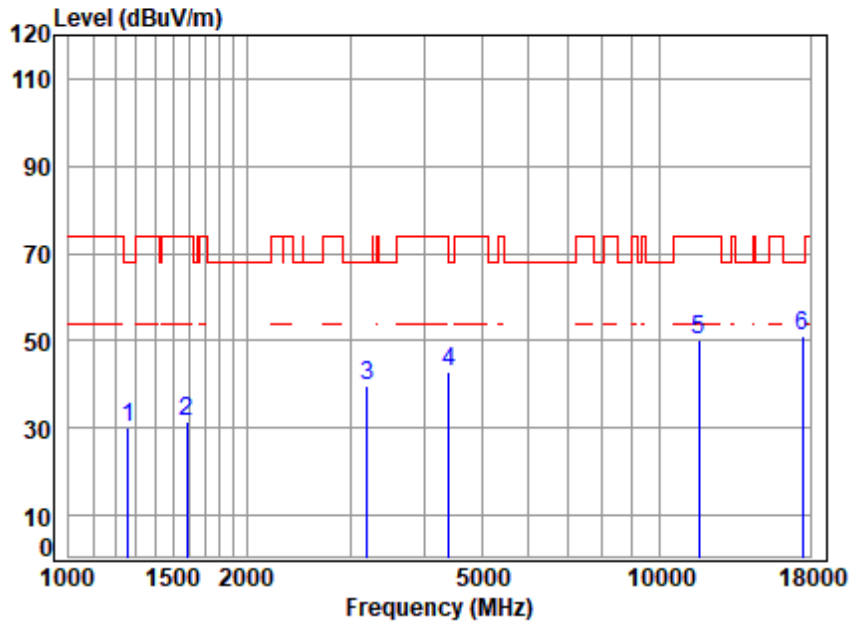
Site : chamber
 Condition: 3m HORIZONTAL
 Job No : 04146AT
 Mode : 5825 TX RSE
 Note : 5G WIFI 11AX20

	Freq	Cable Loss	Ant Factor	Preamp Factor	Read Level	Limit Level	Over Limit	Remark
	MHz	dB	dB/m	dB	dBuV	dBuV/m	dBuV/m	dB
1	1231.345	3.64	24.84	38.35	40.19	30.32	74.00	-43.68 peak
2	1625.121	4.23	26.55	38.41	39.54	31.91	74.00	-42.09 peak
3	3396.098	6.10	32.38	36.12	36.95	39.31	68.20	-28.89 peak
4	4405.090	7.06	34.74	35.79	36.71	42.72	68.20	-25.48 peak
5	11650.000	13.03	37.80	37.65	37.20	50.38	74.00	-23.62 peak
6	17475.000	14.84	43.40	37.58	31.08	51.74	68.20	-16.46 peak



Unless otherwise agreed in writing, this document is issued by the Company subject to its General Conditions of Service printed overleaf, available on request or accessible at <https://www.sgs.com/en/Terms-and-Conditions>. Attention is drawn to the limitation of liability, indemnification and jurisdiction issues defined therein. Any holder of this document is advised that information contained hereon reflects the Company's findings at the time of its intervention only and within the limits of Client's instructions, if any. The Company's sole responsibility is to its Client and this document does not exonerate parties to a transaction from exercising all their rights and obligations under the transaction documents. This document cannot be reproduced except in full, without prior written approval of the Company. Any unauthorized alteration, forgery or falsification of the content or appearance of this document is unlawful and offenders may be prosecuted to the fullest extent of the law. Unless otherwise stated the results shown in this test report refer only to the sample(s) tested and such sample(s) are retained for 30 days only.

Test Mode: 04; Polarity: Vertical; Modulation:802.11ax(Full RU0); Bandwidth:20MHz; Channel:High

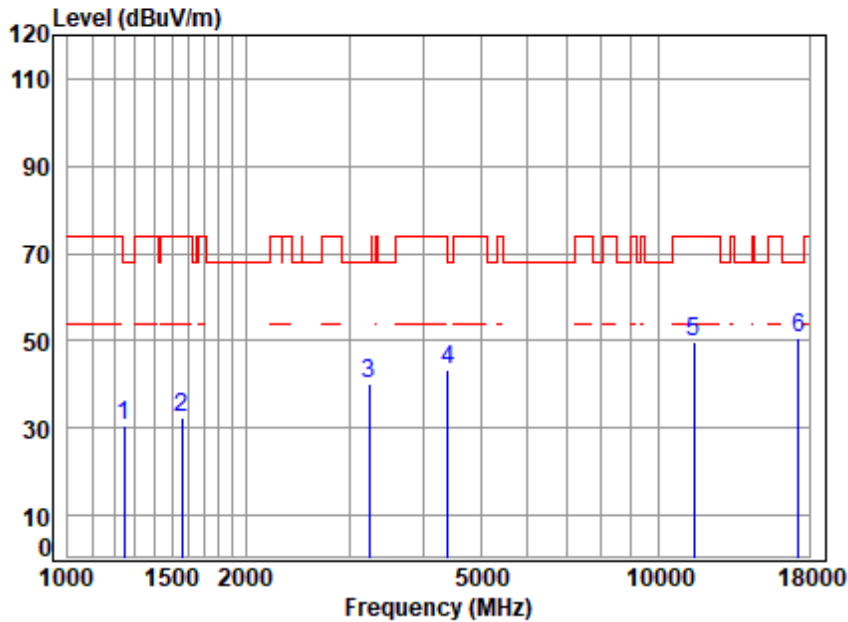


Site : chamber
 Condition: 3m VERTICAL
 Job No : 04146AT
 Mode : 5825 TX RSE
 Note : 5G WIFI 11AX20

	Freq	Cable Loss	Ant Factor	Preamp Factor	Read Level	Limit Level	Over Limit	Remark
	MHz	dB	dB/m	dB	dBuV	dBuV/m	dBuV/m	dB
1	1260.149	3.69	25.04	38.35	39.82	68.20	-38.00	peak
2	1583.392	4.18	26.87	38.40	39.06	74.00	-42.29	peak
3	3196.094	5.84	32.87	36.13	37.17	68.20	-28.45	peak
4	4405.090	7.06	34.74	35.79	36.69	68.20	-25.50	peak
5	11650.000	13.03	37.80	37.65	37.15	74.00	-23.67	peak
6	q17475.000	14.84	43.40	37.58	30.27	68.20	-17.27	peak



Test Mode: 04; Polarity: Horizontal; Modulation:802.11ax(Full RU0); Bandwidth:40MHz; Channel:Low

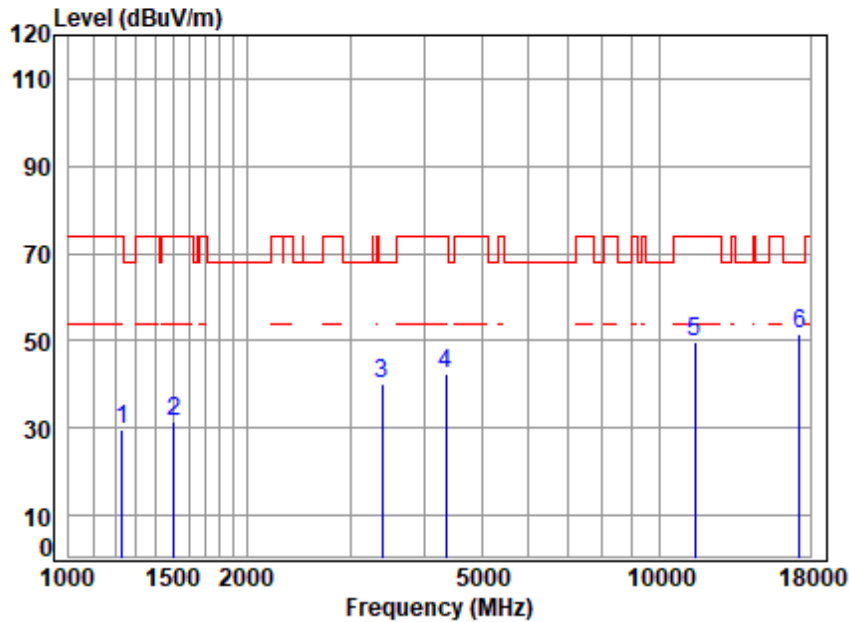


Site : chamber
 Condition: 3m HORIZONTAL
 Job No : 04146AT
 Mode : 5755 TX RSE
 Note : 5G WIFI 11AX40

	Freq	Cable Loss	Ant Factor	Preamp Factor	Read Level	Level	Limit Line	Over Limit	Remark
	MHz	dB	dB/m	dB	dBuV	dBuV/m	dBuV/m	dB	
1	1245.663	3.66	25.04	38.35	40.02	30.37	68.20	-37.83	peak
2	1560.673	4.15	26.96	38.40	39.68	32.39	74.00	-41.61	peak
3	3242.619	5.90	32.22	36.13	37.94	39.93	68.20	-28.27	peak
4	4405.090	7.06	34.74	35.79	37.37	43.38	68.20	-24.82	peak
5	11510.000	13.00	37.79	37.69	36.73	49.83	74.00	-24.17	peak
6	q17265.000	14.72	43.06	37.55	30.57	50.80	68.20	-17.40	peak



Test Mode: 04; Polarity: Vertical; Modulation:802.11ax(Full RU0); Bandwidth:40MHz; Channel:Low

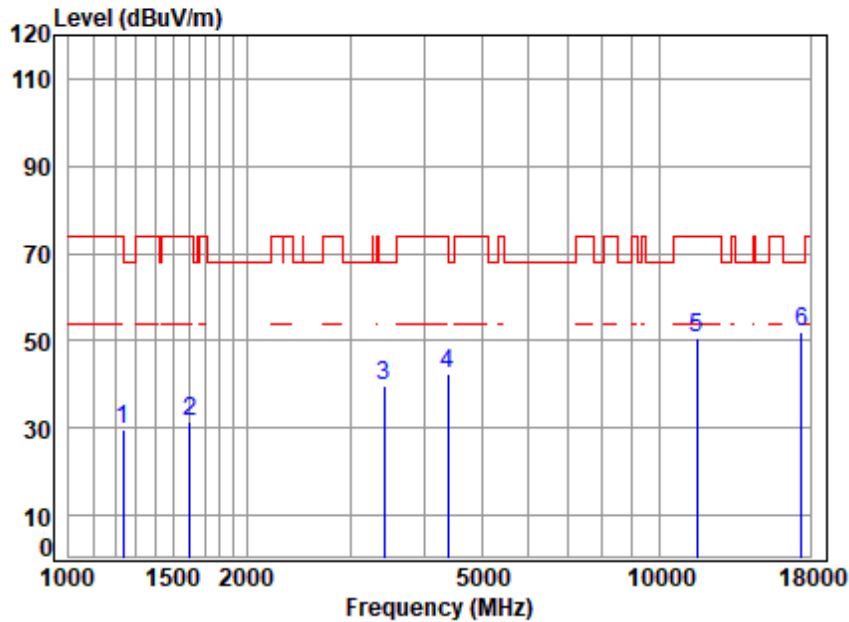


Site : chamber
 Condition: 3m VERTICAL
 Job No : 04146AT
 Mode : 5755 TX RSE
 Note : 5G WIFI 11AX40

	Freq	Cable Loss	Ant Factor	Preamp Factor	Read Level	Level	Limit Line	Over Limit	Remark
	MHz	dB	dB/m	dB	dBuV	dBuV/m	dBuV/m	dB	
1	1231.345	3.64	24.84	38.35	39.67	29.80	74.00	-44.20	peak
2	1507.470	4.07	26.83	38.39	39.18	31.69	74.00	-42.31	peak
3	3396.098	6.10	32.38	36.12	37.69	40.05	68.20	-28.15	peak
4	4354.454	7.03	34.44	35.83	36.67	42.31	74.00	-31.69	peak
5	11510.000	13.00	37.79	37.69	36.78	49.88	74.00	-24.12	peak
6	17265.000	14.72	43.06	37.55	31.53	51.76	68.20	-16.44	peak



Test Mode: 04; Polarity: Horizontal; Modulation:802.11ax(Full RU0); Bandwidth:40MHz; Channel:High

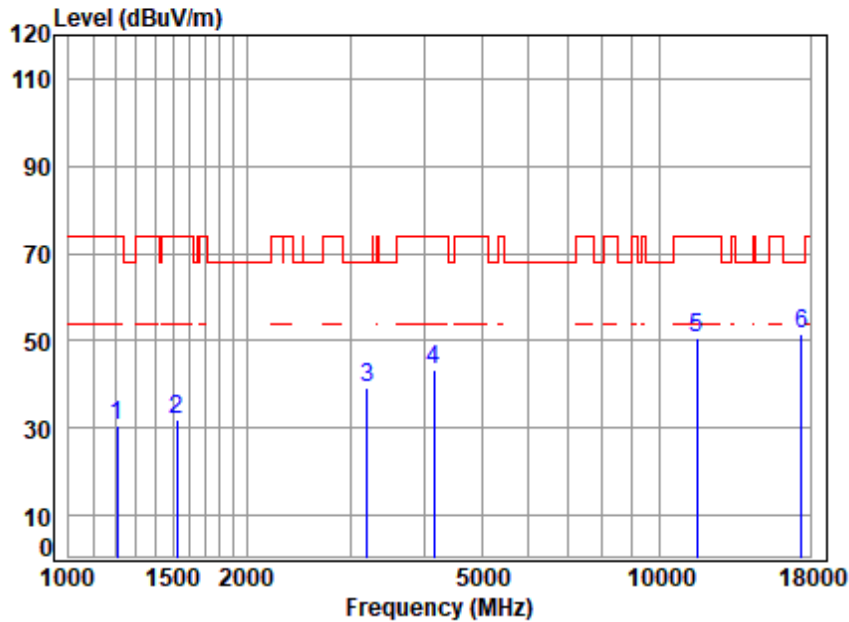


Site : chamber
 Condition: 3m HORIZONTAL
 Job No : 04146AT
 Mode : 5795 TX RSE
 Note : 5G WIFI 11AX40

	Freq	Cable Loss	Ant Factor	Preamp Factor	Read Level	Limit Level	Over Line	Over Limit	Remark
	MHz	dB	dB/m	dB	dBuV	dBuV/m	dBuV/m	dB	
1	1238.483	3.65	24.94	38.35	39.63	29.87	74.00	-44.13	peak
2	1601.804	4.20	26.78	38.40	39.13	31.71	74.00	-42.29	peak
3	3415.787	6.12	32.21	36.12	37.33	39.54	68.20	-28.66	peak
4	4379.699	7.04	34.64	35.81	36.65	42.52	74.00	-31.48	peak
5	11590.000	13.01	37.71	37.67	37.61	50.66	74.00	-23.34	peak
6	q17385.000	14.79	43.35	37.57	31.41	51.98	68.20	-16.22	peak



Test Mode: 04; Polarity: Vertical; Modulation:802.11ax(Full RU0); Bandwidth:40MHz; Channel:High



Site : chamber
 Condition: 3m VERTICAL
 Job No : 04146AT
 Mode : 5795 TX RSE
 Note : 5G WIFI 11AX40

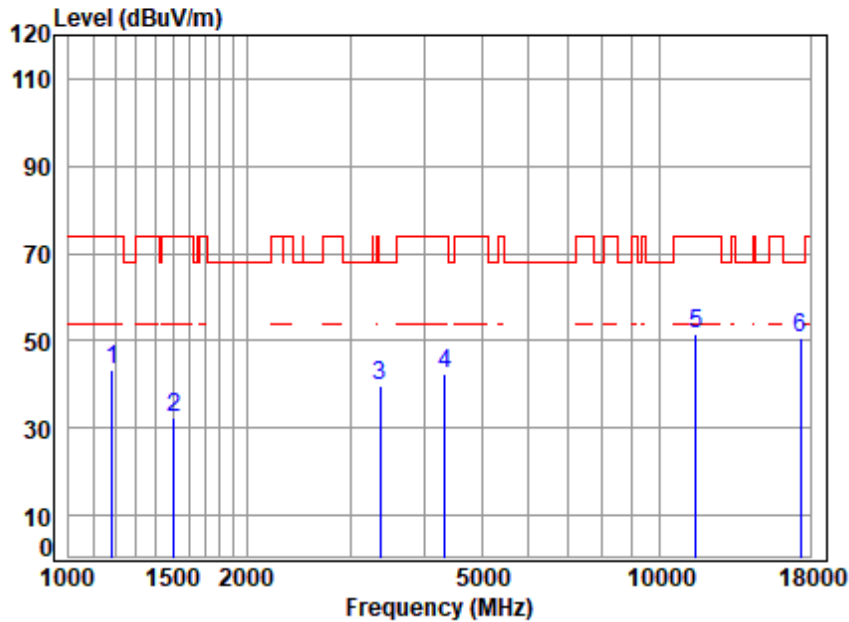
	Freq	Cable Loss	Ant Factor	Preamp Factor	Read Level	Limit Level	Over Limit	Remark
	MHz	dB	dB/m	dB	dBuV	dBuV/m	dBuV/m	dB
1	1206.682	3.59	24.49	38.34	40.61	30.35	74.00	-43.65 peak
2	1525.000	4.10	26.90	38.39	39.16	31.77	74.00	-42.23 peak
3	3205.345	5.86	32.81	36.13	36.92	39.46	68.20	-28.74 peak
4	4145.664	6.88	33.73	35.99	38.58	43.20	74.00	-30.80 peak
5	11590.000	13.01	37.71	37.67	37.46	50.51	74.00	-23.49 peak
6	q17385.000	14.79	43.35	37.57	31.07	51.64	68.20	-16.56 peak



Unless otherwise agreed in writing, this document is issued by the Company subject to its General Conditions of Service printed overleaf, available on request or accessible at <https://www.sgs.com/en/Terms-and-Conditions>. Attention is drawn to the limitation of liability, indemnification and jurisdiction issues defined therein. Any holder of this document is advised that information contained hereon reflects the Company's findings at the time of its intervention only and within the limits of Client's instructions, if any. The Company's sole responsibility is to its Client and this document does not exonerate parties to a transaction from exercising all their rights and obligations under the transaction documents. This document cannot be reproduced except in full, without prior written approval of the Company. Any unauthorized alteration, forgery or falsification of the content or appearance of this document is unlawful and offenders may be prosecuted to the fullest extent of the law. Unless otherwise stated the results shown in this test report refer only to the sample(s) tested and such sample(s) are retained for 30 days only.

Attention: To check the authenticity of testing /inspection report & certificate, please contact us at telephone: (86-755) 8307 1443, or email: CN.Doccheck@sgs.com
 No.1 Workshop, M-10, Middle Section, Science & Technology Park, Nanshan District, Shenzhen, Guangdong, China 518057 t (86-755) 26012053 f (86-755) 26710594 www.sgs.com.cn
 中国·广东·深圳市南山区科技园中区M-10栋1号厂房 邮编: 518057 t (86-755) 26012053 f (86-755) 26710594 sgs.china@sgs.com

Test Mode: 04; Polarity: Horizontal; Modulation:802.11ax(Full RU0); Bandwidth:80MHz; Channel:middle

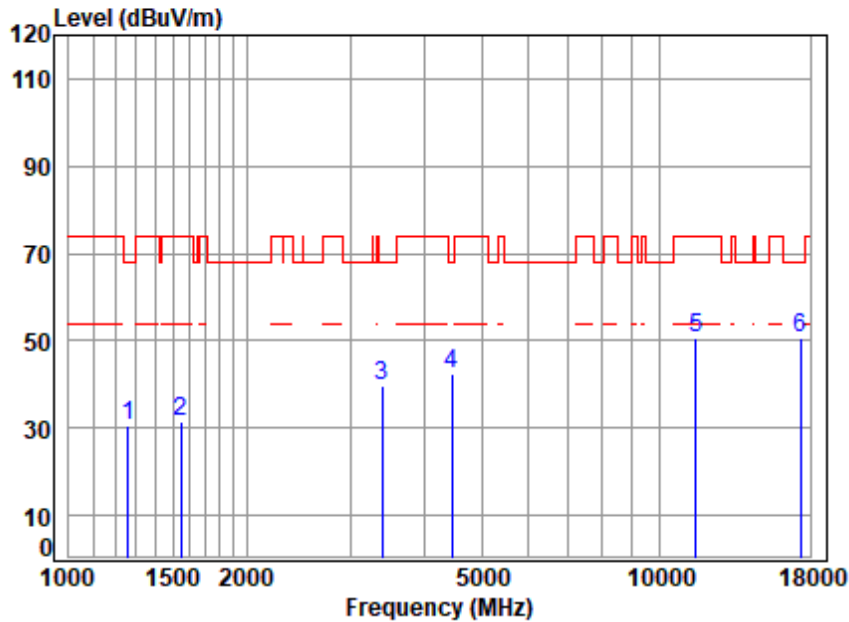


Site : chamber
 Condition: 3m HORIZONTAL
 Job No : 04146AT
 Mode : 5775 TX RSE
 Note : 5G WIFI 11AX80

	Freq	Cable Loss	Ant Factor	Preamp Factor	Read Level	Level	Limit Line	Over Limit	Remark
	MHz	dB	dB/m	dB	dBuV	dBuV/m	dBuV/m	dB	
1	1182.513	3.55	24.23	38.34	54.10	43.54	74.00	-30.46	peak
2	1507.470	4.07	26.83	38.39	39.81	32.32	74.00	-41.68	peak
3	3366.778	6.06	32.20	36.12	37.35	39.49	68.20	-28.71	peak
4	4329.354	7.01	34.23	35.85	37.04	42.43	74.00	-31.57	peak
5	11550.000	13.01	37.75	37.68	38.55	51.63	74.00	-22.37	peak
6	q17325.000	14.76	43.17	37.56	30.26	50.63	68.20	-17.57	peak



Test Mode: 04; Polarity: Vertical; Modulation:802.11ax(Full RU0); Bandwidth:80MHz; Channel:middle



Site : chamber
 Condition: 3m VERTICAL
 Job No : 04146AT
 Mode : 5775 TX RSE
 Note : 5G WIFI 11AX80

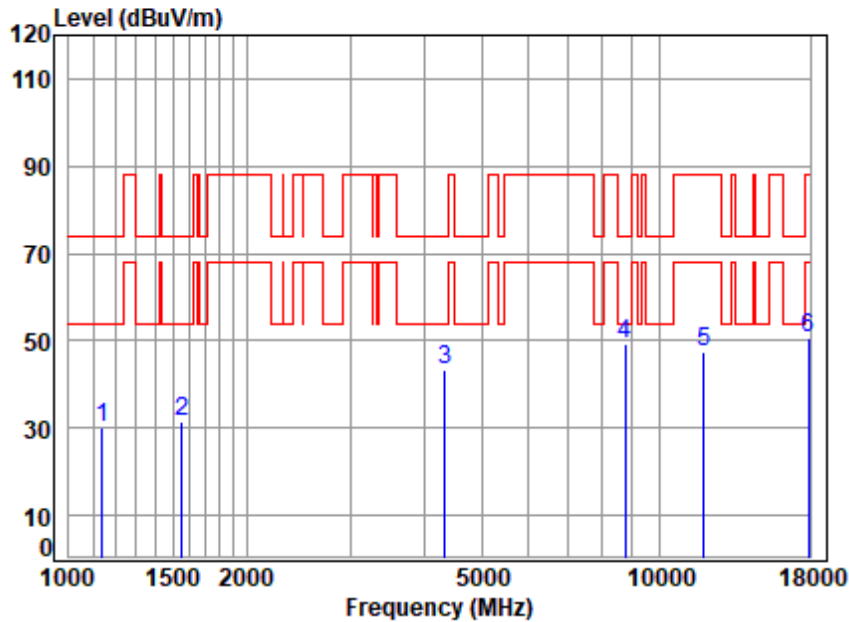
	Freq	Cable Loss	Ant Factor	Preamp Factor	Read Level	Limit Level	Over Limit	Remark
	MHz	dB	dB/m	dB	dBuV	dBuV/m	dBuV/m	dB
1	1260.149	3.69	25.04	38.35	40.03	30.41	68.20	-37.79 peak
2	1547.199	4.13	26.99	38.39	38.80	31.53	74.00	-42.47 peak
3	3396.098	6.10	32.38	36.12	37.15	39.51	68.20	-28.69 peak
4	4456.315	7.09	34.12	35.76	36.95	42.40	68.20	-25.80 peak
5	11550.000	13.01	37.75	37.68	37.76	50.84	74.00	-23.16 peak
6	q17325.000	14.76	43.17	37.56	30.10	50.47	68.20	-17.73 peak



Unless otherwise agreed in writing, this document is issued by the Company subject to its General Conditions of Service printed overleaf, available on request or accessible at <https://www.sgs.com/en/Terms-and-Conditions>. Attention is drawn to the limitation of liability, indemnification and jurisdiction issues defined therein. Any holder of this document is advised that information contained hereon reflects the Company's findings at the time of its intervention only and within the limits of Client's instructions, if any. The Company's sole responsibility is to its Client and this document does not exonerate parties to a transaction from exercising all their rights and obligations under the transaction documents. This document cannot be reproduced except in full, without prior written approval of the Company. Any unauthorized alteration, forgery or falsification of the content or appearance of this document is unlawful and offenders may be prosecuted to the fullest extent of the law. Unless otherwise stated the results shown in this test report refer only to the sample(s) tested and such sample(s) are retained for 30 days only.

Attention: To check the authenticity of testing /inspection report & certificate, please contact us at telephone: (86-755) 8307 1443, or email: CN.Doccheck@sgs.com
 No.1 Workshop, M-10, Middle Section, Science & Technology Park, Nanshan District, Shenzhen, Guangdong, China 518057 t (86-755) 26012053 f (86-755) 26710594 www.sgs.com.cn
 中国·广东·深圳市南山区科技园中区M-10栋1号厂房 邮编: 518057 t (86-755) 26012053 f (86-755) 26710594 sgs.china@sgs.com

Test Mode: 06; Polarity: Horizontal; Modulation:802.11ax(Full RU0); Bandwidth:20MHz; Channel:Low



Site : chamber
 Condition: 3m HORIZONTAL
 Job No : 04146AT
 Mode : 5955 TX RSE
 Note : 6E WIFI 11AX20

	Freq	Cable Loss	Ant Factor	Preamp Factor	Read Level	Limit Level	Over Limit	Remark
	MHz	dB	dB/m	dB	dBuV	dBuV/m	dBuV/m	dB
1	1138.904	3.47	23.86	38.33	41.05	74.00	-43.95	peak
2	1556.169	4.14	26.98	38.40	38.56	74.00	-42.72	peak
3	4341.886	7.02	34.34	35.84	37.72	74.00	-30.76	peak
4 q	8764.146	11.51	36.96	37.37	38.19	74.00	-24.71	peak
5	11910.000	13.07	37.71	37.58	34.29	88.20	-40.71	peak
6	17865.000	15.07	43.90	37.64	29.09	88.20	-37.78	peak

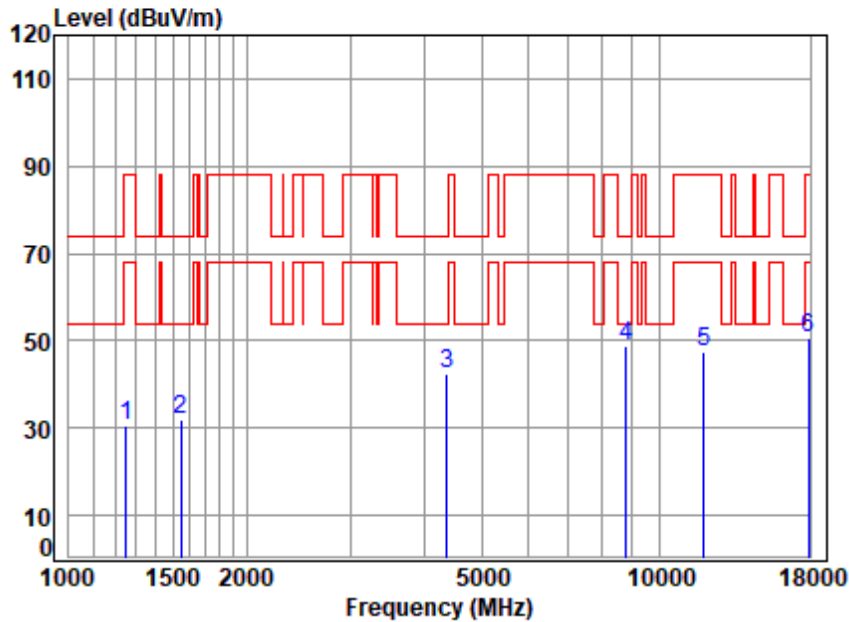


Unless otherwise agreed in writing, this document is issued by the Company subject to its General Conditions of Service printed overleaf, available on request or accessible at <https://www.sgs.com/en/Terms-and-Conditions>. Attention is drawn to the limitation of liability, indemnification and jurisdiction issues defined therein. Any holder of this document is advised that information contained hereon reflects the Company's findings at the time of its intervention only and within the limits of Client's instructions, if any. The Company's sole responsibility is to its Client and this document does not exonerate parties to a transaction from exercising all their rights and obligations under the transaction documents. This document cannot be reproduced except in full, without prior written approval of the Company. Any unauthorized alteration, forgery or falsification of the content or appearance of this document is unlawful and offenders may be prosecuted to the fullest extent of the law. Unless otherwise stated the results shown in this test report refer only to the sample(s) tested and such sample(s) are retained for 30 days only.

Attention: To check the authenticity of testing /inspection report & certificate, please contact us at telephone: (86-755) 8307 1443, or email: CN.Doccheck@sgs.com

No.1 Workshop, M-10, Middle Section, Science & Technology Park, Nanshan District, Shenzhen, Guangdong, China 518057 t (86-755) 26012053 f (86-755) 26710594 www.sgs.com.cn
 中国·广东·深圳市南山区科技园中区M-10栋1号厂房 邮编: 518057 t (86-755) 26012053 f (86-755) 26710594 sgs.china@sgs.com

Test Mode: 06; Polarity: Vertical; Modulation:802.11ax(Full RU0); Bandwidth:20MHz; Channel:Low



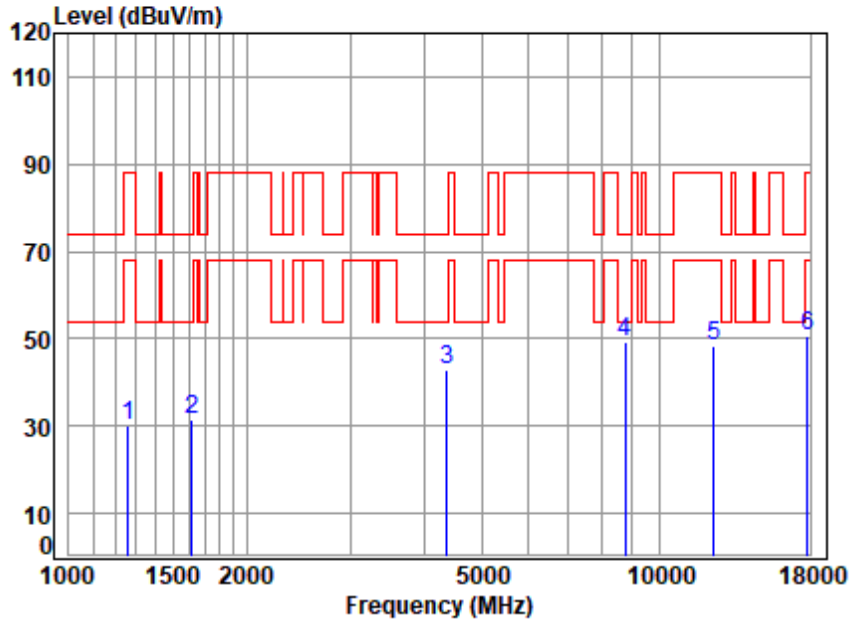
Site : chamber
 Condition: 3m VERTICAL
 Job No : 04146AT
 Mode : 5955 TX RSE
 Note : 6E WIFI 11AX20

	Freq	Cable Loss	Ant Factor	Preamp Factor	Read Level	Limit Level	Over Limit	Remark
	MHz	dB	dB/m	dB	dBuV	dBuV/m	dBuV/m	dB
1	1249.269	3.67	25.09	38.35	40.30	30.71	88.20	-57.49 peak
2	1547.199	4.13	26.99	38.39	39.05	31.78	74.00	-42.22 peak
3	4367.058	7.04	34.54	35.82	36.82	42.58	74.00	-31.42 peak
4 q	8789.516	11.55	37.06	37.40	37.41	48.62	74.00	-25.38 peak
5	11910.000	13.07	37.71	37.58	34.33	47.53	88.20	-40.67 peak
6	17865.000	15.07	43.90	37.64	29.42	50.75	88.20	-37.45 peak



Unless otherwise agreed in writing, this document is issued by the Company subject to its General Conditions of Service printed overleaf, available on request or accessible at <https://www.sgs.com/en/Terms-and-Conditions>. Attention is drawn to the limitation of liability, indemnification and jurisdiction issues defined therein. Any holder of this document is advised that information contained hereon reflects the Company's findings at the time of its intervention only and within the limits of Client's instructions, if any. The Company's sole responsibility is to its Client and this document does not exonerate parties to a transaction from exercising all their rights and obligations under the transaction documents. This document cannot be reproduced except in full, without prior written approval of the Company. Any unauthorized alteration, forgery or falsification of the content or appearance of this document is unlawful and offenders may be prosecuted to the fullest extent of the law. Unless otherwise stated the results shown in this test report refer only to the sample(s) tested and such sample(s) are retained for 30 days only.

Test Mode: 06; Polarity: Horizontal; Modulation:802.11ax(Full RU0); Bandwidth:20MHz; Channel:middle



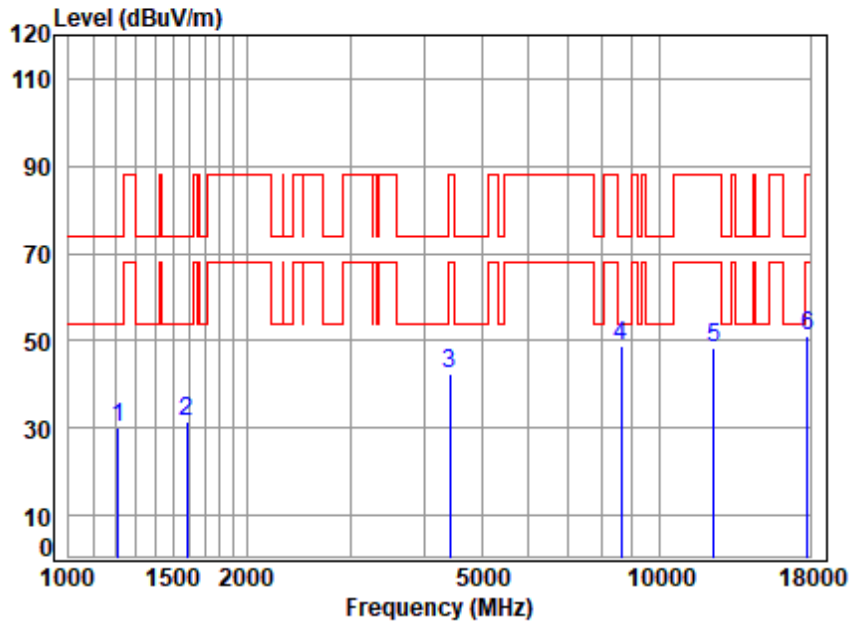
Site : chamber
 Condition: 3m HORIZONTAL
 Job No : 04146AT
 Mode : 6175 TX RSE
 Note : 6E WIFI 11AX20

	Freq	Cable Loss	Ant Factor	Preamp Factor	Read Level	Limit Level	Over Limit	Remark
	MHz	dB	dB/m	dB	dBuV	dBuV/m	dBuV/m	dB
1	1260.149	3.69	25.04	38.35	39.83	88.20	-57.99	peak
2	1615.754	4.22	26.64	38.40	39.05	74.00	-42.49	peak
3	4367.058	7.04	34.54	35.82	36.98	74.00	-31.26	peak
4 q	8738.852	11.47	36.90	37.35	38.25	74.00	-24.73	peak
5	12350.000	13.26	37.90	37.45	34.44	88.20	-40.05	peak
6	17844.590	15.06	43.90	37.64	29.42	88.20	-37.46	peak



Unless otherwise agreed in writing, this document is issued by the Company subject to its General Conditions of Service printed overleaf, available on request or accessible at <https://www.sgs.com/en/Terms-and-Conditions>. Attention is drawn to the limitation of liability, indemnification and jurisdiction issues defined therein. Any holder of this document is advised that information contained hereon reflects the Company's findings at the time of its intervention only and within the limits of Client's instructions, if any. The Company's sole responsibility is to its Client and this document does not exonerate parties to a transaction from exercising all their rights and obligations under the transaction documents. This document cannot be reproduced except in full, without prior written approval of the Company. Any unauthorized alteration, forgery or falsification of the content or appearance of this document is unlawful and offenders may be prosecuted to the fullest extent of the law. Unless otherwise stated the results shown in this test report refer only to the sample(s) tested and such sample(s) are retained for 30 days only.

Test Mode: 06; Polarity: Vertical; Modulation:802.11ax(Full RU0); Bandwidth:20MHz; Channel:middle



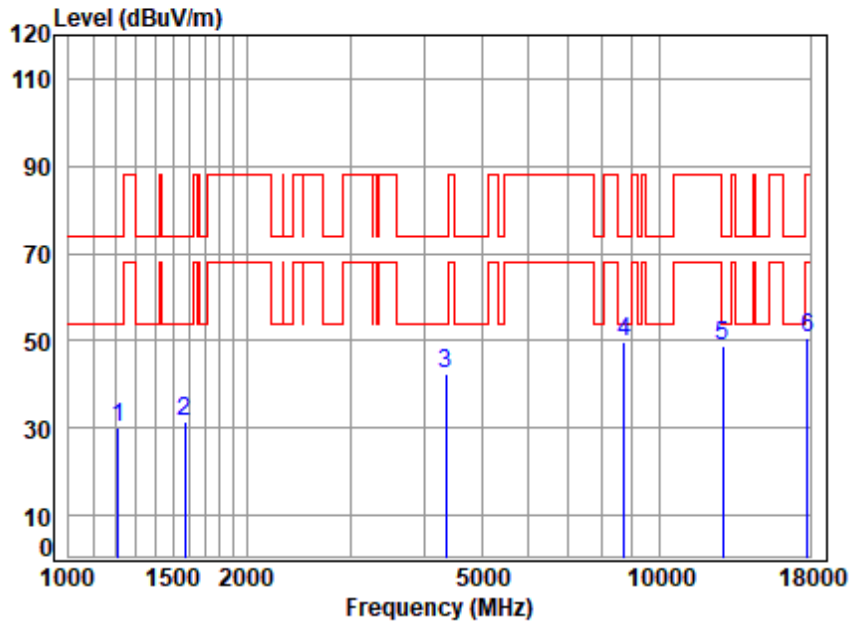
Site : chamber
 Condition: 3m VERTICAL
 Job No : 04146AT
 Mode : 6175 TX RSE
 Note : 6E WIFI 11AX20

	Cable	Ant	Preamp	Read	Limit	Over		
Freq	Loss	Factor	Factor	Level	Level	Line	Limit	Remark
MHz	dB	dB/m	dB	dBuV	dBuV/m	dBuV/m	dB	
1	1213.677	3.61	24.59	38.34	40.44	30.30	74.00	-43.70 peak
2	1583.392	4.18	26.87	38.40	38.82	31.47	74.00	-42.53 peak
3	4417.841	7.07	34.59	35.78	36.78	42.66	88.20	-45.54 peak
4	q 8613.468	11.24	36.90	37.22	37.68	48.60	74.00	-25.40 peak
5	12350.000	13.26	37.90	37.45	34.55	48.26	88.20	-39.94 peak
6	17844.590	15.06	43.90	37.64	29.81	51.13	88.20	-37.07 peak



Unless otherwise agreed in writing, this document is issued by the Company subject to its General Conditions of Service printed overleaf, available on request or accessible at <https://www.sgs.com/en/Terms-and-Conditions>. Attention is drawn to the limitation of liability, indemnification and jurisdiction issues defined therein. Any holder of this document is advised that information contained hereon reflects the Company's findings at the time of its intervention only and within the limits of Client's instructions, if any. The Company's sole responsibility is to its Client and this document does not exonerate parties to a transaction from exercising all their rights and obligations under the transaction documents. This document cannot be reproduced except in full, without prior written approval of the Company. Any unauthorized alteration, forgery or falsification of the content or appearance of this document is unlawful and offenders may be prosecuted to the fullest extent of the law. Unless otherwise stated the results shown in this test report refer only to the sample(s) tested and such sample(s) are retained for 30 days only.

Test Mode: 06; Polarity: Horizontal; Modulation:802.11ax(Full RU0); Bandwidth:20MHz; Channel:High



Site : chamber
 Condition: 3m HORIZONTAL
 Job No : 04146AT
 Mode : 6395 TX RSE
 Note : 6E WIFI 11AX20

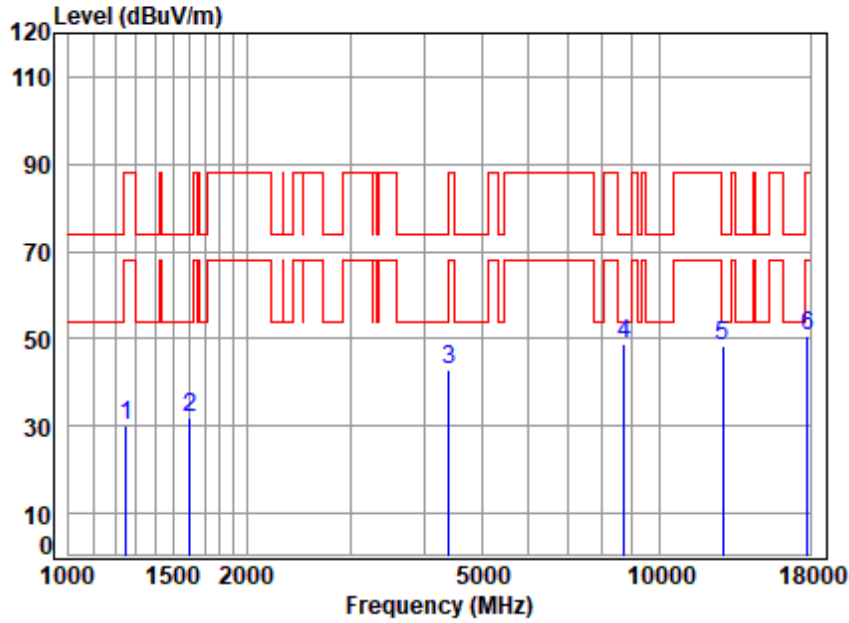
	Freq	Cable Loss	Ant Factor	Preamp Factor	Read Level	Limit Level	Over Limit	Remark
	MHz	dB	dB/m	dB	dBuV	dBuV/m	dBuV/m	dB
1	1213.677	3.61	24.59	38.34	40.44	30.30	74.00	-43.70 peak
2	1574.265	4.17	26.90	38.40	38.85	31.52	74.00	-42.48 peak
3	4354.454	7.03	34.44	35.83	36.81	42.45	74.00	-31.55 peak
4 q	8713.630	11.42	36.90	37.32	38.51	49.51	74.00	-24.49 peak
5	12790.000	13.46	38.10	37.33	34.62	48.85	74.00	-25.15 peak
6	17844.590	15.06	43.90	37.64	29.33	50.65	88.20	-37.55 peak



Unless otherwise agreed in writing, this document is issued by the Company subject to its General Conditions of Service printed overleaf, available on request or accessible at <https://www.sgs.com/en/Terms-and-Conditions>. Attention is drawn to the limitation of liability, indemnification and jurisdiction issues defined therein. Any holder of this document is advised that information contained hereon reflects the Company's findings at the time of its intervention only and within the limits of Client's instructions, if any. The Company's sole responsibility is to its Client and this document does not exonerate parties to a transaction from exercising all their rights and obligations under the transaction documents. This document cannot be reproduced except in full, without prior written approval of the Company. Any unauthorized alteration, forgery or falsification of the content or appearance of this document is unlawful and offenders may be prosecuted to the fullest extent of the law. Unless otherwise stated the results shown in this test report refer only to the sample(s) tested and such sample(s) are retained for 30 days only.

Attention: To check the authenticity of testing /inspection report & certificate, please contact us at telephone: (86-755) 8307 1443, or email: CN.Doccheck@sgs.com
 No.1 Workshop, M-10, Middle Section, Science & Technology Park, Nanshan District, Shenzhen, Guangdong, China 518057 t (86-755) 26012053 f (86-755) 26710594 www.sgs.com.cn
 中国·广东·深圳市南山区科技园中区M-10栋1号厂房 邮编: 518057 t (86-755) 26012053 f (86-755) 26710594 sgs.china@sgs.com

Test Mode: 06; Polarity: Vertical; Modulation:802.11ax(Full RU0); Bandwidth:20MHz; Channel:High



Site : chamber
 Condition: 3m VERTICAL
 Job No : 04146AT
 Mode : 6395 TX RSE
 Note : 6E WIFI 11AX20

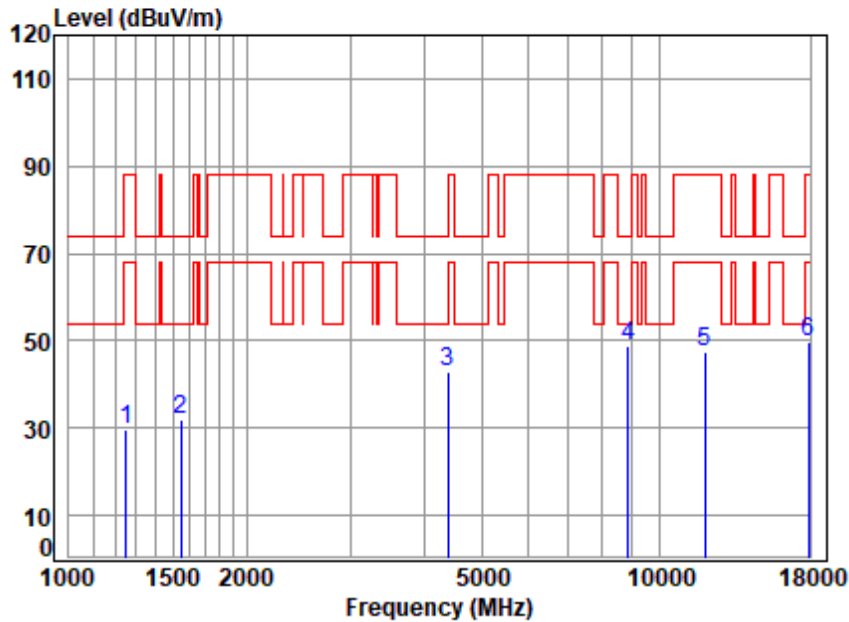
	Freq	Cable Loss	Ant Factor	Preamp Factor	Read Level	Limit Level	Over Limit	Remark
	MHz	dB	dB/m	dB	dBuV	dBuV/m	dBuV/m	dB
1	1249.269	3.67	25.09	38.35	39.63	30.04	88.20	-58.16 peak
2	1601.804	4.20	26.78	38.40	39.24	31.82	74.00	-42.18 peak
3	4405.090	7.06	34.74	35.79	36.83	42.84	88.20	-45.36 peak
4 q	8713.630	11.42	36.90	37.32	37.84	48.84	74.00	-25.16 peak
5	12790.000	13.46	38.10	37.33	34.25	48.48	74.00	-25.52 peak
6	17844.590	15.06	43.90	37.64	29.31	50.63	88.20	-37.57 peak



Unless otherwise agreed in writing, this document is issued by the Company subject to its General Conditions of Service printed overleaf, available on request or accessible at <https://www.sgs.com/en/Terms-and-Conditions>. Attention is drawn to the limitation of liability, indemnification and jurisdiction issues defined therein. Any holder of this document is advised that information contained hereon reflects the Company's findings at the time of its intervention only and within the limits of Client's instructions, if any. The Company's sole responsibility is to its Client and this document does not exonerate parties to a transaction from exercising all their rights and obligations under the transaction documents. This document cannot be reproduced except in full, without prior written approval of the Company. Any unauthorized alteration, forgery or falsification of the content or appearance of this document is unlawful and offenders may be prosecuted to the fullest extent of the law. Unless otherwise stated the results shown in this test report refer only to the sample(s) tested and such sample(s) are retained for 30 days only.

Attention: To check the authenticity of testing /inspection report & certificate, please contact us at telephone: (86-755) 8307 1443, or email: CN.Doccheck@sgs.com
 No.1 Workshop, M-10, Middle Section, Science & Technology Park, Nanshan District, Shenzhen, Guangdong, China 518057 t (86-755) 26012053 f (86-755) 26710594 www.sgs.com.cn
 中国·广东·深圳市南山区科技园中区M-10栋1号厂房 邮编: 518057 t (86-755) 26012053 f (86-755) 26710594 sgs.china@sgs.com

Test Mode: 06; Polarity: Horizontal; Modulation:802.11ax(Full RU0); Bandwidth:40MHz; Channel:Low



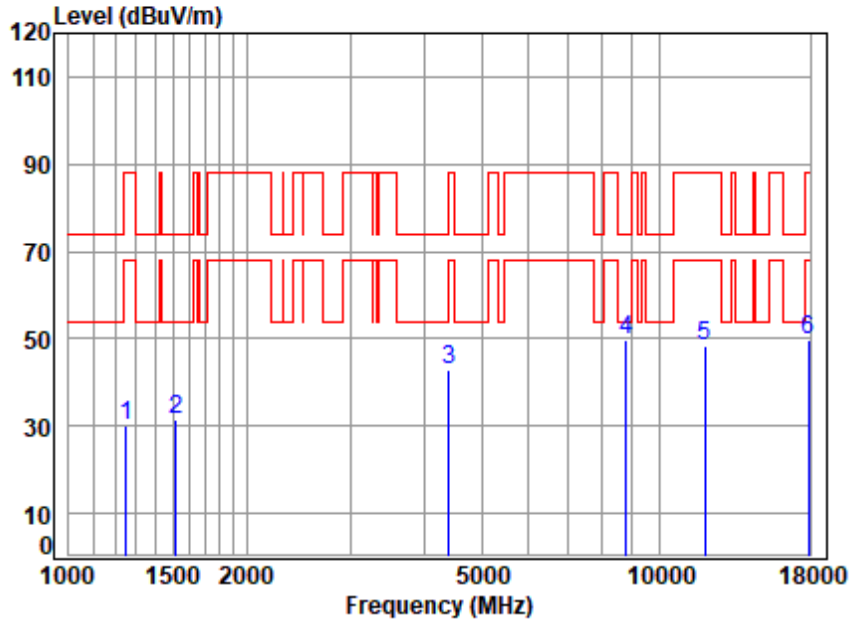
Site : chamber
 Condition: 3m HORIZONTAL
 Job No : 04146AT
 Mode : 5965 TX RSE
 Note : 6E WIFI 11AX40

	Freq	Cable Loss	Ant Factor	Preamp Factor	Read Level	Limit Level	Over Line	Over Limit	Remark
	MHz	dB	dB/m	dB	dBuV	dBuV/m	dBuV/m	dB	
1	1252.885	3.67	25.08	38.35	39.47	29.87	88.20	-58.33	peak
2	1547.199	4.13	26.99	38.39	39.30	32.03	74.00	-41.97	peak
3	4392.376	7.05	34.74	35.80	36.67	42.66	74.00	-31.34	peak
4	8840.473	11.64	37.18	37.45	37.26	48.63	74.00	-25.37	peak
5	11930.000	13.08	37.73	37.57	34.24	47.48	88.20	-40.72	peak
6	17895.000	15.09	43.90	37.64	28.39	49.74	88.20	-38.46	peak



Unless otherwise agreed in writing, this document is issued by the Company subject to its General Conditions of Service printed overleaf, available on request or accessible at <https://www.sgs.com/en/Terms-and-Conditions>. Attention is drawn to the limitation of liability, indemnification and jurisdiction issues defined therein. Any holder of this document is advised that information contained hereon reflects the Company's findings at the time of its intervention only and within the limits of Client's instructions, if any. The Company's sole responsibility is to its Client and this document does not exonerate parties to a transaction from exercising all their rights and obligations under the transaction documents. This document cannot be reproduced except in full, without prior written approval of the Company. Any unauthorized alteration, forgery or falsification of the content or appearance of this document is unlawful and offenders may be prosecuted to the fullest extent of the law. Unless otherwise stated the results shown in this test report refer only to the sample(s) tested and such sample(s) are retained for 30 days only.

Test Mode: 06; Polarity: Vertical; Modulation:802.11ax(Full RU0); Bandwidth:40MHz; Channel:Low



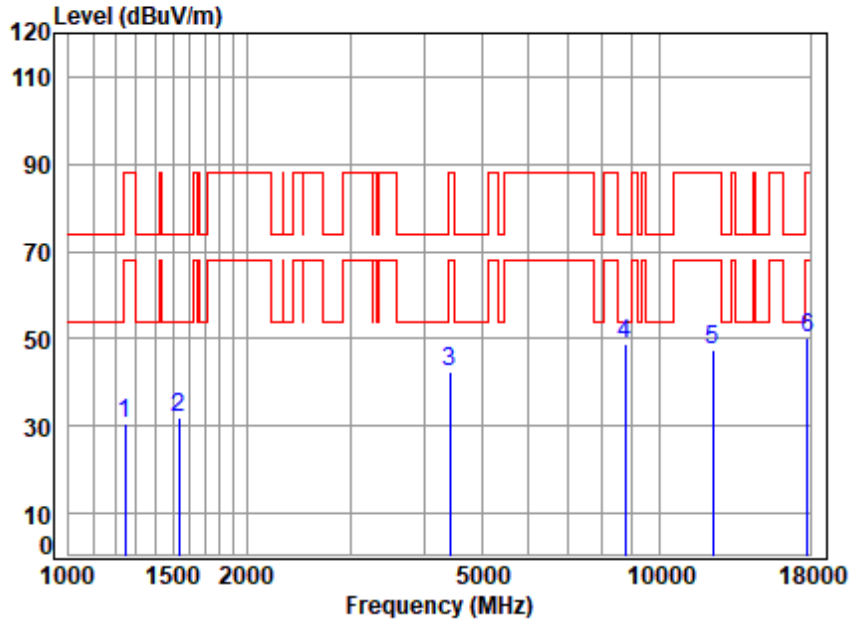
Site : chamber
 Condition: 3m VERTICAL
 Job No : 04146AT
 Mode : 5965 TX RSE
 Note : 6E WIFI 11AX40

	Freq	Cable Loss	Ant Factor	Preamp Factor	Read Level	Limit Level	Over Line	Over Limit	Remark
	MHz	dB	dB/m	dB	dBuV	dBuV/m	dBuV/m	dB	
1	1249.269	3.67	25.09	38.35	39.76	30.17	88.20	-58.03	peak
2	1520.598	4.09	26.88	38.39	39.04	31.62	74.00	-42.38	peak
3	4405.090	7.06	34.74	35.79	36.65	42.66	88.20	-45.54	peak
4 q	8789.516	11.55	37.06	37.40	38.45	49.66	74.00	-24.34	peak
5	11930.000	13.08	37.73	37.57	34.91	48.15	88.20	-40.05	peak
6	17895.000	15.09	43.90	37.64	28.56	49.91	88.20	-38.29	peak



Unless otherwise agreed in writing, this document is issued by the Company subject to its General Conditions of Service printed overleaf, available on request or accessible at <https://www.sgs.com/en/Terms-and-Conditions>. Attention is drawn to the limitation of liability, indemnification and jurisdiction issues defined therein. Any holder of this document is advised that information contained hereon reflects the Company's findings at the time of its intervention only and within the limits of Client's instructions, if any. The Company's sole responsibility is to its Client and this document does not exonerate parties to a transaction from exercising all their rights and obligations under the transaction documents. This document cannot be reproduced except in full, without prior written approval of the Company. Any unauthorized alteration, forgery or falsification of the content or appearance of this document is unlawful and offenders may be prosecuted to the fullest extent of the law. Unless otherwise stated the results shown in this test report refer only to the sample(s) tested and such sample(s) are retained for 30 days only.

Test Mode: 06; Polarity: Horizontal; Modulation:802.11ax(Full RU0); Bandwidth:40MHz; Channel:middle



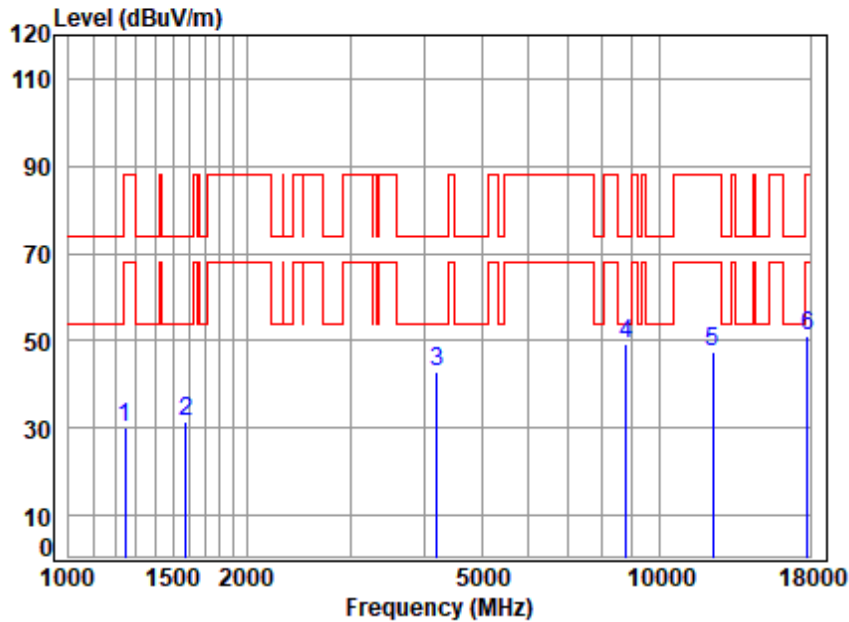
Site : chamber
 Condition: 3m HORIZONTAL
 Job No : 04146AT
 Mode : 6165 TX RSE
 Note : 6E WIFI 11AX40

	Freq	Cable Loss	Ant Factor	Preamp Factor	Read Level	Limit Level	Over Limit	Remark
	MHz	dB	dB/m	dB	dBuV	dBuV/m	dBuV/m	dB
1	1245.663	3.66	25.04	38.35	40.14	30.49	88.20	-57.71 peak
2	1533.841	4.11	26.94	38.39	39.15	31.81	74.00	-42.19 peak
3	4417.841	7.07	34.59	35.78	36.77	42.65	88.20	-45.55 peak
4 q	8738.852	11.47	36.90	37.35	37.71	48.73	74.00	-25.27 peak
5	12330.000	13.25	37.90	37.46	33.86	47.55	88.20	-40.65 peak
6	17844.590	15.06	43.90	37.64	29.09	50.41	88.20	-37.79 peak



Unless otherwise agreed in writing, this document is issued by the Company subject to its General Conditions of Service printed overleaf, available on request or accessible at <https://www.sgs.com/en/Terms-and-Conditions>. Attention is drawn to the limitation of liability, indemnification and jurisdiction issues defined therein. Any holder of this document is advised that information contained hereon reflects the Company's findings at the time of its intervention only and within the limits of Client's instructions, if any. The Company's sole responsibility is to its Client and this document does not exonerate parties to a transaction from exercising all their rights and obligations under the transaction documents. This document cannot be reproduced except in full, without prior written approval of the Company. Any unauthorized alteration, forgery or falsification of the content or appearance of this document is unlawful and offenders may be prosecuted to the fullest extent of the law. Unless otherwise stated the results shown in this test report refer only to the sample(s) tested and such sample(s) are retained for 30 days only.

Test Mode: 06; Polarity: Vertical; Modulation:802.11ax(Full RU0); Bandwidth:40MHz; Channel:middle



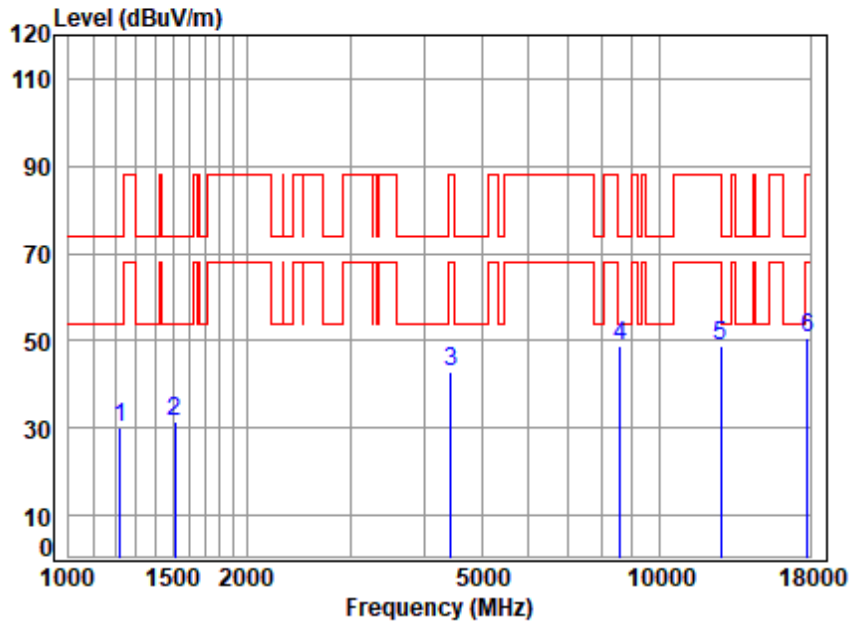
Site : chamber
 Condition: 3m VERTICAL
 Job No : 04146AT
 Mode : 6165 TX RSE
 Note : 6E WIFI 11AX40

	Freq	Cable Loss	Ant Factor	Preamp Factor	Read Level	Limit Level	Over Limit	Remark
	MHz	dB	dB/m	dB	dBuV	dBuV/m	dBuV/m	dB
1	1245.663	3.66	25.04	38.35	39.69	30.04	88.20	-58.16 peak
2	1578.822	4.17	26.88	38.40	38.84	31.49	74.00	-42.51 peak
3	4193.872	6.92	33.80	35.95	37.99	42.76	74.00	-31.24 peak
4 q	8789.516	11.55	37.06	37.40	37.95	49.16	74.00	-24.84 peak
5	12330.000	13.25	37.90	37.46	33.95	47.64	88.20	-40.56 peak
6	17844.590	15.06	43.90	37.64	29.66	50.98	88.20	-37.22 peak



Unless otherwise agreed in writing, this document is issued by the Company subject to its General Conditions of Service printed overleaf, available on request or accessible at <https://www.sgs.com/en/Terms-and-Conditions>. Attention is drawn to the limitation of liability, indemnification and jurisdiction issues defined therein. Any holder of this document is advised that information contained hereon reflects the Company's findings at the time of its intervention only and within the limits of Client's instructions, if any. The Company's sole responsibility is to its Client and this document does not exonerate parties to a transaction from exercising all their rights and obligations under the transaction documents. This document cannot be reproduced except in full, without prior written approval of the Company. Any unauthorized alteration, forgery or falsification of the content or appearance of this document is unlawful and offenders may be prosecuted to the fullest extent of the law. Unless otherwise stated the results shown in this test report refer only to the sample(s) tested and such sample(s) are retained for 30 days only.

Test Mode: 06; Polarity: Horizontal; Modulation:802.11ax(Full RU0); Bandwidth:40MHz; Channel:High



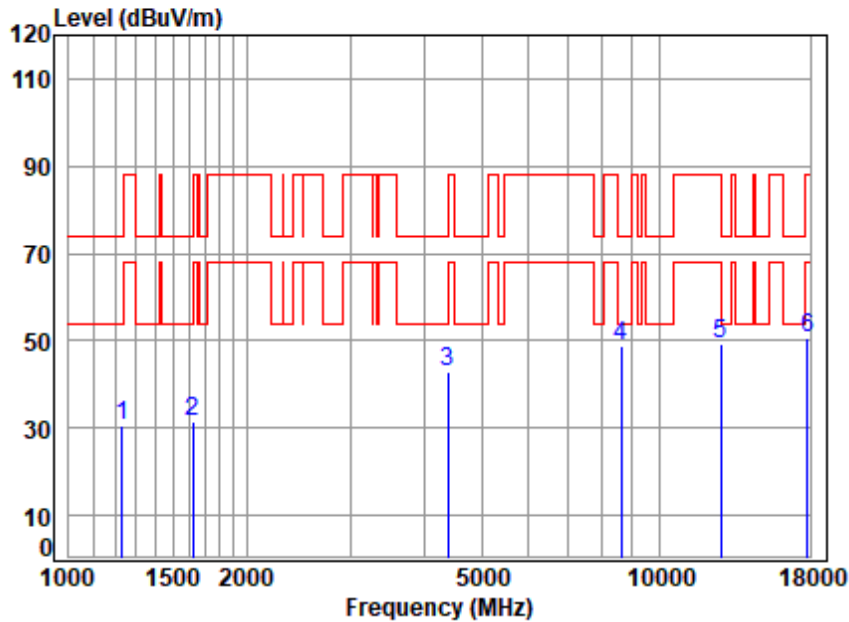
Site : chamber
 Condition: 3m HORIZONTAL
 Job No : 04146AT
 Mode : 6365 TX RSE
 Note : 6E WIFI 11AX40

	Freq	Cable Loss	Ant Factor	Preamp Factor	Read Level	Limit Level	Over Limit	Remark
	MHz	dB	dB/m	dB	dBuV	dBuV/m	dBuV/m	dB
1	1224.247	3.62	24.74	38.34	40.13	74.00	-43.85	peak
2	1511.833	4.08	26.85	38.39	38.83	74.00	-42.63	peak
3	4430.628	7.08	34.43	35.77	36.94	88.20	-45.52	peak
4 q	8588.607	11.20	36.88	37.19	38.12	74.00	-24.99	peak
5	12730.000	13.43	38.10	37.34	34.65	74.00	-25.16	peak
6	17844.590	15.06	43.90	37.64	29.11	88.20	-37.77	peak



Unless otherwise agreed in writing, this document is issued by the Company subject to its General Conditions of Service printed overleaf, available on request or accessible at <https://www.sgs.com/en/Terms-and-Conditions>. Attention is drawn to the limitation of liability, indemnification and jurisdiction issues defined therein. Any holder of this document is advised that information contained hereon reflects the Company's findings at the time of its intervention only and within the limits of Client's instructions, if any. The Company's sole responsibility is to its Client and this document does not exonerate parties to a transaction from exercising all their rights and obligations under the transaction documents. This document cannot be reproduced except in full, without prior written approval of the Company. Any unauthorized alteration, forgery or falsification of the content or appearance of this document is unlawful and offenders may be prosecuted to the fullest extent of the law. Unless otherwise stated the results shown in this test report refer only to the sample(s) tested and such sample(s) are retained for 30 days only.

Test Mode: 06; Polarity: Vertical; Modulation:802.11ax(Full RU0); Bandwidth:40MHz; Channel:High



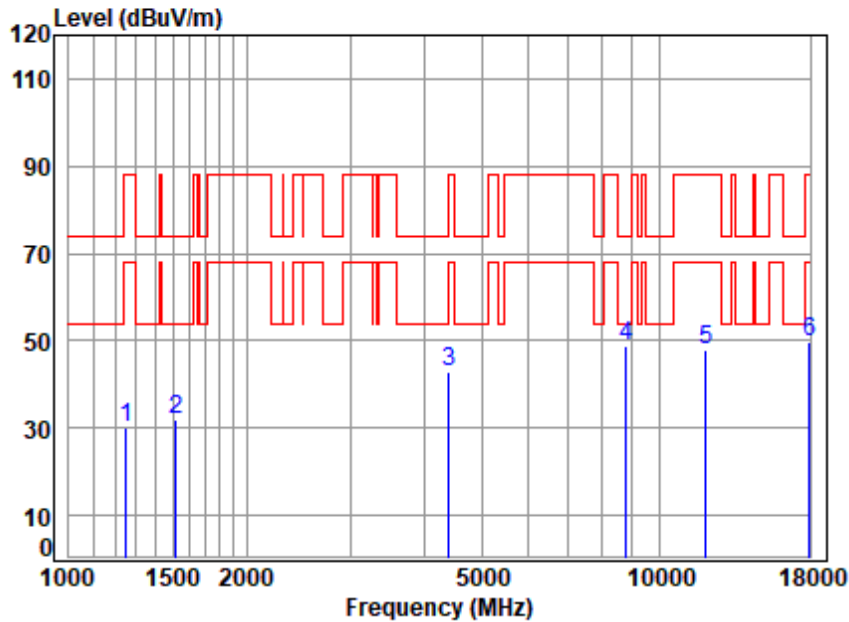
Site : chamber
 Condition: 3m VERTICAL
 Job No : 04146AT
 Mode : 6365 TX RSE
 Note : 6E WIFI 11AX40

	Freq	Cable Loss	Ant Factor	Preamp Factor	Read Level	Limit Level	Over Limit	Remark
	MHz	dB	dB/m	dB	dBuV	dBuV/m	dBuV/m	dB
1	1231.345	3.64	24.84	38.35	40.32	74.00	-43.55	peak
2	1625.121	4.23	26.55	38.41	39.24	74.00	-42.39	peak
3	4379.699	7.04	34.64	35.81	36.97	74.00	-31.16	peak
4	8613.468	11.24	36.90	37.22	38.01	74.00	-25.07	peak
5	12730.000	13.43	38.10	37.34	35.22	74.00	-24.59	peak
6	17844.590	15.06	43.90	37.64	29.37	88.20	-37.51	peak



Unless otherwise agreed in writing, this document is issued by the Company subject to its General Conditions of Service printed overleaf, available on request or accessible at <https://www.sgs.com/en/Terms-and-Conditions>. Attention is drawn to the limitation of liability, indemnification and jurisdiction issues defined therein. Any holder of this document is advised that information contained hereon reflects the Company's findings at the time of its intervention only and within the limits of Client's instructions, if any. The Company's sole responsibility is to its Client and this document does not exonerate parties to a transaction from exercising all their rights and obligations under the transaction documents. This document cannot be reproduced except in full, without prior written approval of the Company. Any unauthorized alteration, forgery or falsification of the content or appearance of this document is unlawful and offenders may be prosecuted to the fullest extent of the law. Unless otherwise stated the results shown in this test report refer only to the sample(s) tested and such sample(s) are retained for 30 days only.

Test Mode: 06; Polarity: Horizontal; Modulation:802.11ax(Full RU0); Bandwidth:80MHz; Channel:Low



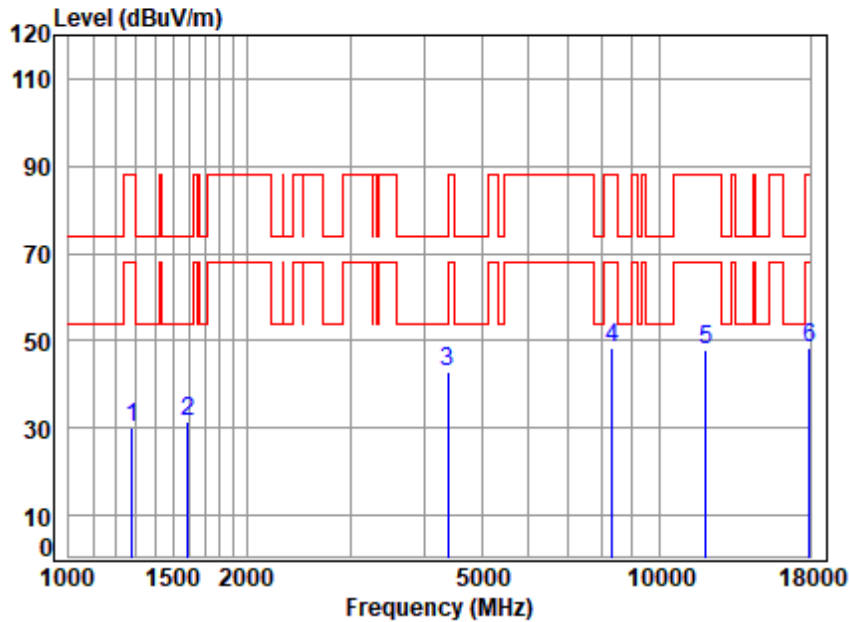
Site : chamber
 Condition: 3m HORIZONTAL
 Job No : 04146AT
 Mode : 5985 TX RSE
 Note : 6E WIFI 11AX80

	Freq	Cable Loss	Ant Factor	Preamp Factor	Read Level	Limit Level	Over Limit	Remark
	MHz	dB	dB/m	dB	dBuV	dBuV/m	dBuV/m	dB
1	1252.885	3.67	25.08	38.35	39.75	88.20	-58.05	peak
2	1520.598	4.09	26.88	38.39	39.58	74.00	-41.84	peak
3	4405.090	7.06	34.74	35.79	36.73	88.20	-45.46	peak
4 q	8789.516	11.55	37.06	37.40	37.64	74.00	-25.15	peak
5	11970.000	13.08	37.77	37.56	34.50	88.20	-40.41	peak
6	17955.000	15.12	44.12	37.65	27.95	88.20	-38.66	peak



Unless otherwise agreed in writing, this document is issued by the Company subject to its General Conditions of Service printed overleaf, available on request or accessible at <https://www.sgs.com/en/Terms-and-Conditions>. Attention is drawn to the limitation of liability, indemnification and jurisdiction issues defined therein. Any holder of this document is advised that information contained hereon reflects the Company's findings at the time of its intervention only and within the limits of Client's instructions, if any. The Company's sole responsibility is to its Client and this document does not exonerate parties to a transaction from exercising all their rights and obligations under the transaction documents. This document cannot be reproduced except in full, without prior written approval of the Company. Any unauthorized alteration, forgery or falsification of the content or appearance of this document is unlawful and offenders may be prosecuted to the fullest extent of the law. Unless otherwise stated the results shown in this test report refer only to the sample(s) tested and such sample(s) are retained for 30 days only.

Test Mode: 06; Polarity: Vertical; Modulation:802.11ax(Full RU0); Bandwidth:80MHz; Channel:Low



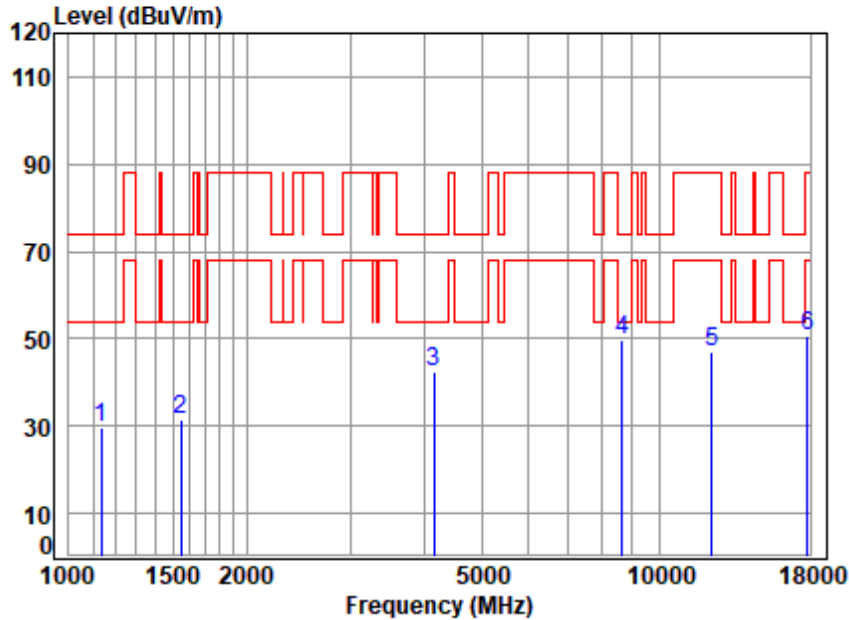
Site : chamber
 Condition: 3m VERTICAL
 Job No : 04146AT
 Mode : 5985 TX RSE
 Note : 6E WIFI 11AX80

	Freq	Cable Loss	Ant Factor	Preamp Factor	Read Level	Limit Level	Over Limit	Remark
	MHz	dB	dB/m	dB	dBuV	dBuV/m	dBuV/m	dB
1	1282.193	3.72	24.91	38.35	39.84	88.20	-58.08	peak
2	1592.571	4.19	26.83	38.40	38.86	74.00	-42.52	peak
3	4392.376	7.05	34.74	35.80	36.92	74.00	-31.09	peak
4	8319.836	10.71	36.70	36.91	38.07	88.20	-39.63	peak
5	11970.000	13.08	37.77	37.56	34.71	88.20	-40.20	peak
6	17955.000	15.12	44.12	37.65	26.76	88.20	-39.85	peak



Unless otherwise agreed in writing, this document is issued by the Company subject to its General Conditions of Service printed overleaf, available on request or accessible at <https://www.sgs.com/en/Terms-and-Conditions>. Attention is drawn to the limitation of liability, indemnification and jurisdiction issues defined therein. Any holder of this document is advised that information contained hereon reflects the Company's findings at the time of its intervention only and within the limits of Client's instructions, if any. The Company's sole responsibility is to its Client and this document does not exonerate parties to a transaction from exercising all their rights and obligations under the transaction documents. This document cannot be reproduced except in full, without prior written approval of the Company. Any unauthorized alteration, forgery or falsification of the content or appearance of this document is unlawful and offenders may be prosecuted to the fullest extent of the law. Unless otherwise stated the results shown in this test report refer only to the sample(s) tested and such sample(s) are retained for 30 days only.

Test Mode: 06; Polarity: Horizontal; Modulation:802.11ax(Full RU0); Bandwidth:80MHz; Channel:middle



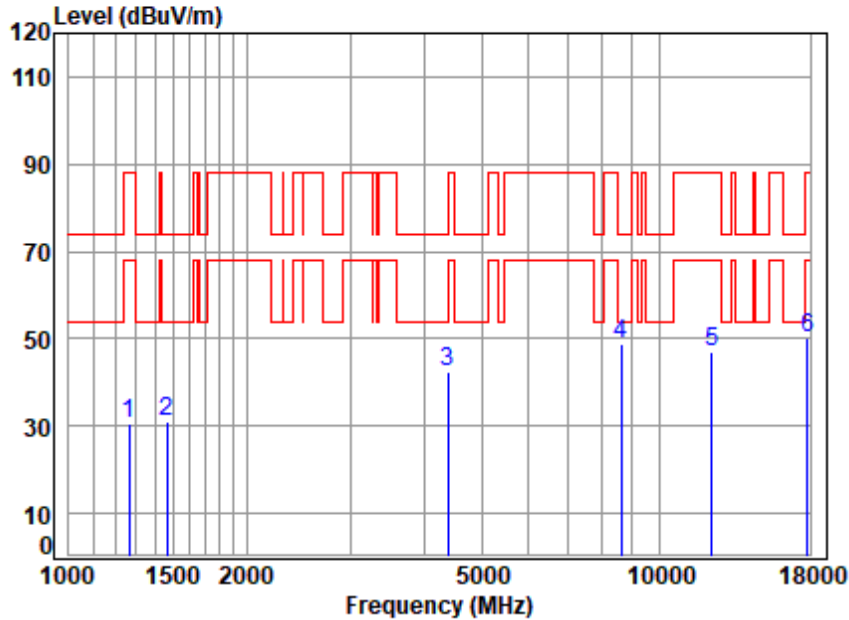
Site : chamber
 Condition: 3m HORIZONTAL
 Job No : 04146AT
 Mode : 6145 TX RSE
 Note : 6E WIFI 11AX80

	Freq	Cable Loss	Ant Factor	Preamp Factor	Read Level	Limit Level	Over Limit	Remark
	MHz	dB	dB/m	dB	dBuV	dBuV/m	dBuV/m	dB
1	1135.617	3.46	23.84	38.33	40.86	74.00	-44.17	peak
2	1547.199	4.13	26.99	38.39	38.75	74.00	-42.52	peak
3	4145.664	6.88	33.73	35.99	37.95	74.00	-31.43	peak
4 q	8638.399	11.29	36.90	37.24	38.57	74.00	-24.48	peak
5	12290.000	13.23	37.90	37.47	33.54	88.20	-41.00	peak
6	17793.090	15.03	43.89	37.63	29.46	88.20	-37.45	peak



Unless otherwise agreed in writing, this document is issued by the Company subject to its General Conditions of Service printed overleaf, available on request or accessible at <https://www.sgs.com/en/Terms-and-Conditions>. Attention is drawn to the limitation of liability, indemnification and jurisdiction issues defined therein. Any holder of this document is advised that information contained hereon reflects the Company's findings at the time of its intervention only and within the limits of Client's instructions, if any. The Company's sole responsibility is to its Client and this document does not exonerate parties to a transaction from exercising all their rights and obligations under the transaction documents. This document cannot be reproduced except in full, without prior written approval of the Company. Any unauthorized alteration, forgery or falsification of the content or appearance of this document is unlawful and offenders may be prosecuted to the fullest extent of the law. Unless otherwise stated the results shown in this test report refer only to the sample(s) tested and such sample(s) are retained for 30 days only.

Test Mode: 06; Polarity: Vertical; Modulation:802.11ax(Full RU0); Bandwidth:80MHz; Channel:middle



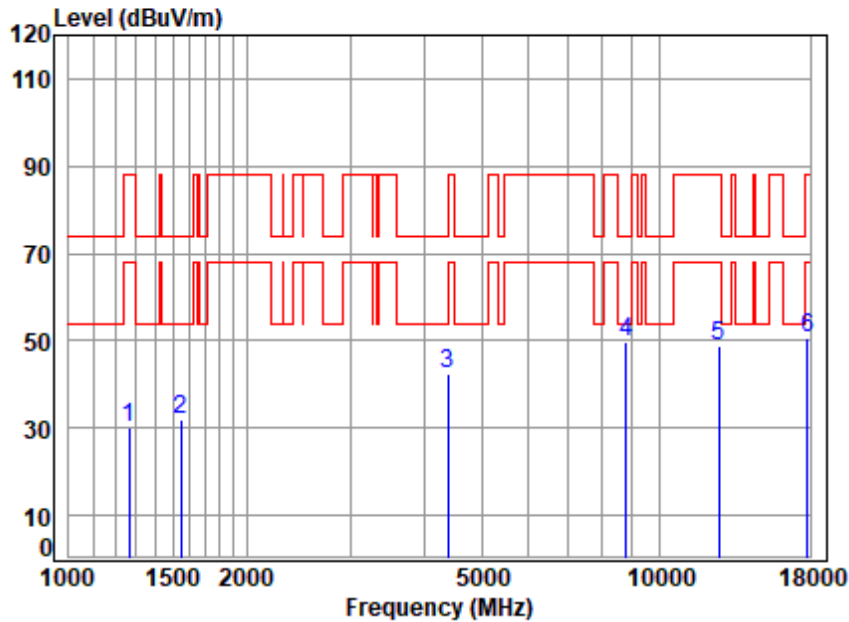
Site : chamber
 Condition: 3m VERTICAL
 Job No : 04146AT
 Mode : 6145 TX RSE
 Note : 6E WIFI 11AX80

	Freq	Cable Loss	Ant Factor	Preamp Factor	Read Level	Level	Limit Line	Over Limit	Remark
	MHz	dB	dB/m	dB	dBuV	dBuV/m	dBuV/m	dB	
1	1263.796	3.69	25.02	38.35	40.19	30.55	88.20	-57.65	peak
2	1464.522	4.01	25.81	38.38	39.78	31.22	74.00	-42.78	peak
3	4392.376	7.05	34.74	35.80	36.49	42.48	74.00	-31.52	peak
4 q	8613.468	11.24	36.90	37.22	37.85	48.77	74.00	-25.23	peak
5	12290.000	13.23	37.90	37.47	33.51	47.17	88.20	-41.03	peak
6	17844.590	15.06	43.90	37.64	28.72	50.04	88.20	-38.16	peak



Unless otherwise agreed in writing, this document is issued by the Company subject to its General Conditions of Service printed overleaf, available on request or accessible at <https://www.sgs.com/en/Terms-and-Conditions>. Attention is drawn to the limitation of liability, indemnification and jurisdiction issues defined therein. Any holder of this document is advised that information contained hereon reflects the Company's findings at the time of its intervention only and within the limits of Client's instructions, if any. The Company's sole responsibility is to its Client and this document does not exonerate parties to a transaction from exercising all their rights and obligations under the transaction documents. This document cannot be reproduced except in full, without prior written approval of the Company. Any unauthorized alteration, forgery or falsification of the content or appearance of this document is unlawful and offenders may be prosecuted to the fullest extent of the law. Unless otherwise stated the results shown in this test report refer only to the sample(s) tested and such sample(s) are retained for 30 days only.

Test Mode: 06; Polarity: Horizontal; Modulation:802.11ax(Full RU0); Bandwidth:80MHz; Channel:High



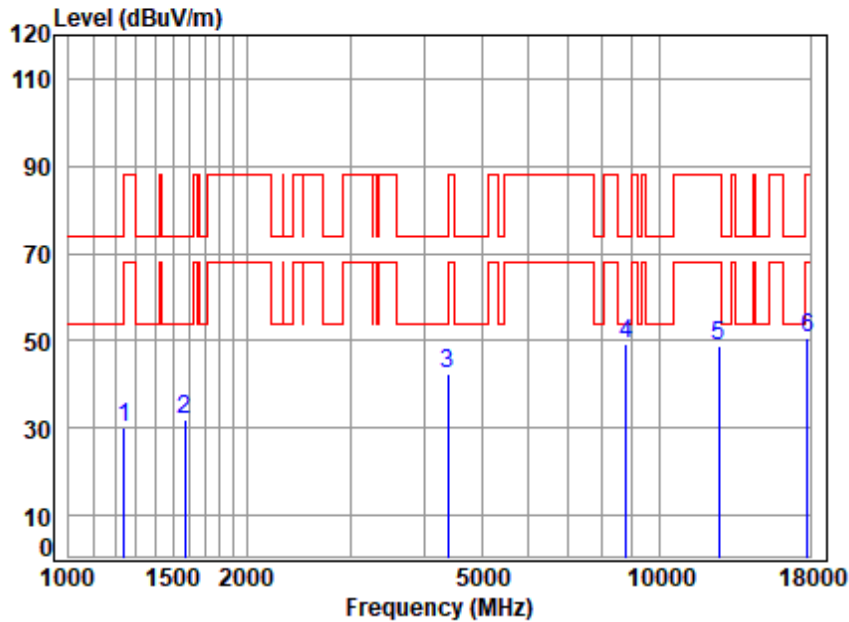
Site : chamber
 Condition: 3m HORIZONTAL
 Job No : 04146AT
 Mode : 6305 TX RSE
 Note : 6E WIFI 11AX80

	Freq	Cable Loss	Ant Factor	Preamp Factor	Read Level	Limit Level	Over Limit	Remark
	MHz	dB	dB/m	dB	dBuV	dBuV/m	dBuV/m	dB
1	1263.796	3.69	25.02	38.35	39.90	88.20	-57.94	peak
2	1547.199	4.13	26.99	38.39	39.11	74.00	-42.16	peak
3	4379.699	7.04	34.64	35.81	36.49	74.00	-31.64	peak
4 q	8789.516	11.55	37.06	37.40	38.36	74.00	-24.43	peak
5	12610.000	13.37	37.92	37.38	34.92	88.20	-39.37	peak
6	17844.590	15.06	43.90	37.64	29.24	88.20	-37.64	peak



Unless otherwise agreed in writing, this document is issued by the Company subject to its General Conditions of Service printed overleaf, available on request or accessible at <https://www.sgs.com/en/Terms-and-Conditions>. Attention is drawn to the limitation of liability, indemnification and jurisdiction issues defined therein. Any holder of this document is advised that information contained hereon reflects the Company's findings at the time of its intervention only and within the limits of Client's instructions, if any. The Company's sole responsibility is to its Client and this document does not exonerate parties to a transaction from exercising all their rights and obligations under the transaction documents. This document cannot be reproduced except in full, without prior written approval of the Company. Any unauthorized alteration, forgery or falsification of the content or appearance of this document is unlawful and offenders may be prosecuted to the fullest extent of the law. Unless otherwise stated the results shown in this test report refer only to the sample(s) tested and such sample(s) are retained for 30 days only.

Test Mode: 06; Polarity: Vertical; Modulation:802.11ax(Full RU0); Bandwidth:80MHz; Channel:High



Site : chamber
 Condition: 3m VERTICAL
 Job No : 04146AT
 Mode : 6305 TX RSE
 Note : 6E WIFI 11AX80

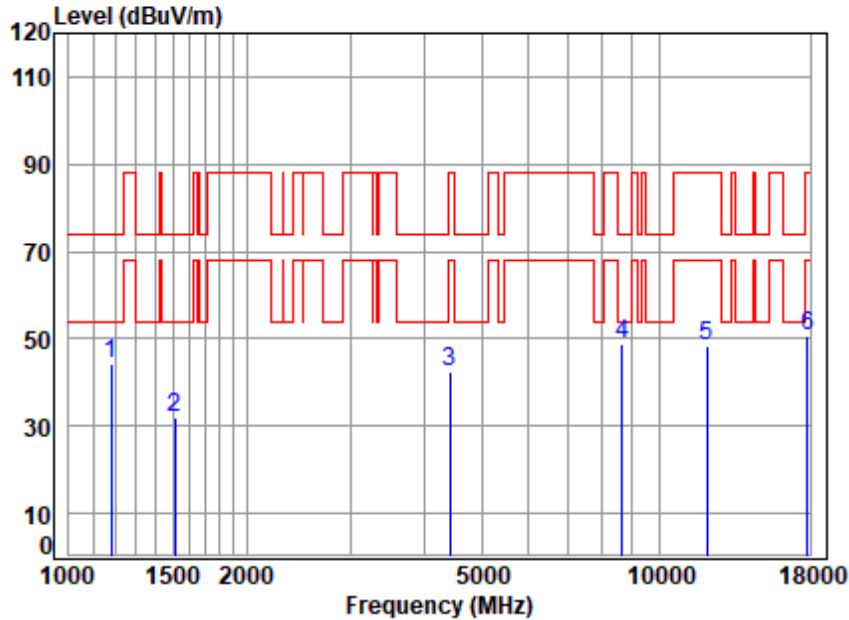
	Freq	Cable Loss	Ant Factor	Preamp Factor	Read Level	Limit Level	Over Line	Over Limit	Remark
	MHz	dB	dB/m	dB	dBuV	dBuV/m	dBuV/m	dB	
1	1242.068	3.66	24.99	38.35	39.71	30.01	88.20	-58.19	peak
2	1574.265	4.17	26.90	38.40	39.35	32.02	74.00	-41.98	peak
3	4392.376	7.05	34.74	35.80	36.67	42.66	74.00	-31.34	peak
4	8789.516	11.55	37.06	37.40	38.18	49.39	74.00	-24.61	peak
5	12610.000	13.37	37.92	37.38	34.90	48.81	88.20	-39.39	peak
6	17844.590	15.06	43.90	37.64	29.42	50.74	88.20	-37.46	peak



Unless otherwise agreed in writing, this document is issued by the Company subject to its General Conditions of Service printed overleaf, available on request or accessible at <https://www.sgs.com/en/Terms-and-Conditions>. Attention is drawn to the limitation of liability, indemnification and jurisdiction issues defined therein. Any holder of this document is advised that information contained hereon reflects the Company's findings at the time of its intervention only and within the limits of Client's instructions, if any. The Company's sole responsibility is to its Client and this document does not exonerate parties to a transaction from exercising all their rights and obligations under the transaction documents. This document cannot be reproduced except in full, without prior written approval of the Company. Any unauthorized alteration, forgery or falsification of the content or appearance of this document is unlawful and offenders may be prosecuted to the fullest extent of the law. Unless otherwise stated the results shown in this test report refer only to the sample(s) tested and such sample(s) are retained for 30 days only.

Attention: To check the authenticity of testing /inspection report & certificate, please contact us at telephone: (86-755) 8307 1443, or email: CN.Doccheck@sgs.com
 No.1 Workshop, M-10, Middle Section, Science & Technology Park, Nanshan District, Shenzhen, Guangdong, China 518057 t (86-755) 26012053 f (86-755) 26710594 www.sgs.com.cn
 中国·广东·深圳市南山区科技园中区M-10栋1号厂房 邮编: 518057 t (86-755) 26012053 f (86-755) 26710594 sgs.china@sgs.com

Test Mode: 06; Polarity: Horizontal; Modulation:802.11ax(Full RU0); Bandwidth:160MHz; Channel:Low



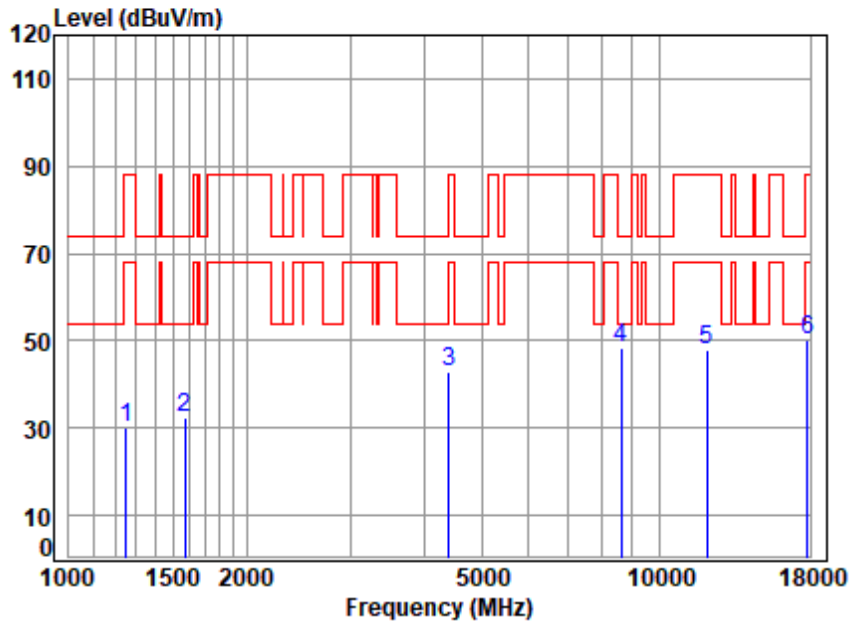
Site : chamber
 Condition: 3m HORIZONTAL
 Job No : 04146AT
 Mode : 6025 TX RSE
 Note : 6E WIFI 11AX160

	Freq	Cable Loss	Ant Factor	Preamp Factor	Read Level	Limit Level	Over Limit	Remark
	MHz	dB	dB/m	dB	dBuV	dBuV/m	dBuV/m	dB
1	1179.100	3.54	24.19	38.34	55.00	74.00	-29.61	peak
2	1511.833	4.08	26.85	38.39	39.34	74.00	-42.12	peak
3	4417.841	7.07	34.59	35.78	36.64	88.20	-45.68	peak
4 q	8663.404	11.33	36.90	37.27	37.74	74.00	-25.30	peak
5	12050.000	13.11	37.75	37.54	34.88	88.20	-40.00	peak
6	17844.590	15.06	43.90	37.64	29.32	88.20	-37.56	peak



Unless otherwise agreed in writing, this document is issued by the Company subject to its General Conditions of Service printed overleaf, available on request or accessible at <https://www.sgs.com/en/Terms-and-Conditions>. Attention is drawn to the limitation of liability, indemnification and jurisdiction issues defined therein. Any holder of this document is advised that information contained hereon reflects the Company's findings at the time of its intervention only and within the limits of Client's instructions, if any. The Company's sole responsibility is to its Client and this document does not exonerate parties to a transaction from exercising all their rights and obligations under the transaction documents. This document cannot be reproduced except in full, without prior written approval of the Company. Any unauthorized alteration, forgery or falsification of the content or appearance of this document is unlawful and offenders may be prosecuted to the fullest extent of the law. Unless otherwise stated the results shown in this test report refer only to the sample(s) tested and such sample(s) are retained for 30 days only.

Test Mode: 06; Polarity: Vertical; Modulation:802.11ax(Full RU0); Bandwidth:160MHz; Channel:Low



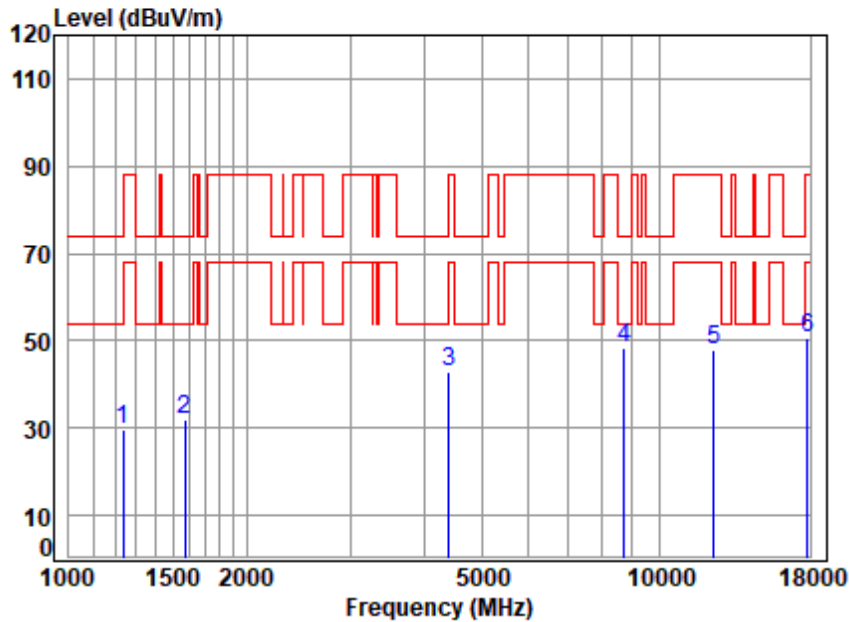
Site : chamber
 Condition: 3m VERTICAL
 Job No : 04146AT
 Mode : 6025 TX RSE
 Note : 6E WIFI 11AX160

	Freq	Cable Loss	Ant Factor	Preamp Factor	Read Level	Limit Level	Over Limit	Remark
	MHz	dB	dB/m	dB	dBuV	dBuV/m	dBuV/m	dB
1	1249.269	3.67	25.09	38.35	39.86	88.20	-57.93	peak
2	1574.265	4.17	26.90	38.40	39.86	74.00	-41.47	peak
3	4405.090	7.06	34.74	35.79	36.70	88.20	-45.49	peak
4 q	8613.468	11.24	36.90	37.22	37.63	74.00	-25.45	peak
5	12050.000	13.11	37.75	37.54	34.82	88.20	-40.06	peak
6	17844.590	15.06	43.90	37.64	28.86	88.20	-38.02	peak



Unless otherwise agreed in writing, this document is issued by the Company subject to its General Conditions of Service printed overleaf, available on request or accessible at <https://www.sgs.com/en/Terms-and-Conditions>. Attention is drawn to the limitation of liability, indemnification and jurisdiction issues defined therein. Any holder of this document is advised that information contained hereon reflects the Company's findings at the time of its intervention only and within the limits of Client's instructions, if any. The Company's sole responsibility is to its Client and this document does not exonerate parties to a transaction from exercising all their rights and obligations under the transaction documents. This document cannot be reproduced except in full, without prior written approval of the Company. Any unauthorized alteration, forgery or falsification of the content or appearance of this document is unlawful and offenders may be prosecuted to the fullest extent of the law. Unless otherwise stated the results shown in this test report refer only to the sample(s) tested and such sample(s) are retained for 30 days only.

Test Mode: 06; Polarity: Horizontal; Modulation:802.11ax(Full RU0); Bandwidth:160MHz; Channel:High



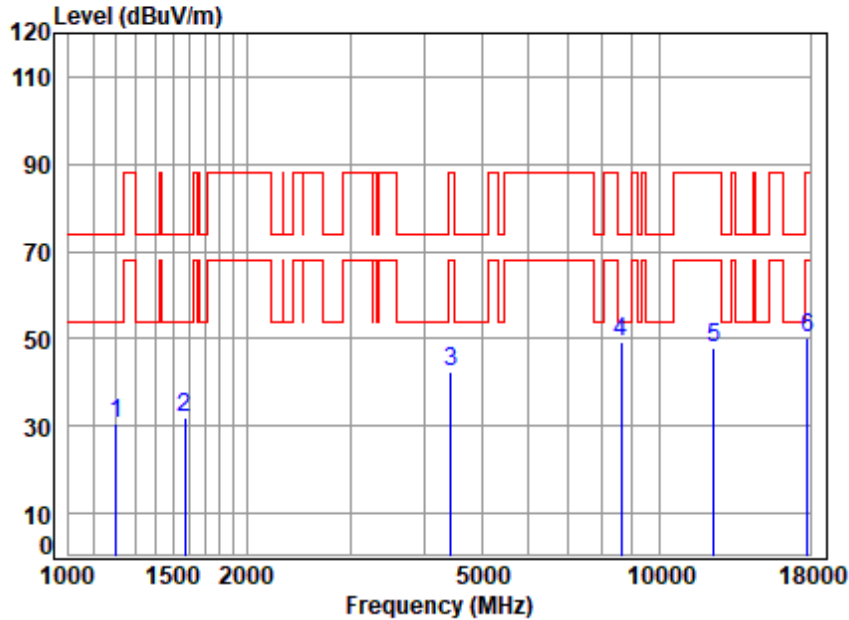
Site : chamber
 Condition: 3m HORIZONTAL
 Job No : 04146AT
 Mode : 6185 TX RSE
 Note : 6E WIFI 11AX160

	Freq	Cable Loss	Ant Factor	Preamp Factor	Read Level	Level	Limit Line	Over Limit	Remark
	MHz	dB	dB/m	dB	dBuV	dBuV/m	dBuV/m	dB	
1	1238.483	3.65	24.94	38.35	39.32	29.56	74.00	-44.44	peak
2	1574.265	4.17	26.90	38.40	39.14	31.81	74.00	-42.19	peak
3	4405.090	7.06	34.74	35.79	36.86	42.87	88.20	-45.33	peak
4 q	8713.630	11.42	36.90	37.32	37.41	48.41	74.00	-25.59	peak
5	12370.000	13.26	37.90	37.44	34.24	47.96	88.20	-40.24	peak
6	17844.590	15.06	43.90	37.64	29.12	50.44	88.20	-37.76	peak



Unless otherwise agreed in writing, this document is issued by the Company subject to its General Conditions of Service printed overleaf, available on request or accessible at <https://www.sgs.com/en/Terms-and-Conditions>. Attention is drawn to the limitation of liability, indemnification and jurisdiction issues defined therein. Any holder of this document is advised that information contained hereon reflects the Company's findings at the time of its intervention only and within the limits of Client's instructions, if any. The Company's sole responsibility is to its Client and this document does not exonerate parties to a transaction from exercising all their rights and obligations under the transaction documents. This document cannot be reproduced except in full, without prior written approval of the Company. Any unauthorized alteration, forgery or falsification of the content or appearance of this document is unlawful and offenders may be prosecuted to the fullest extent of the law. Unless otherwise stated the results shown in this test report refer only to the sample(s) tested and such sample(s) are retained for 30 days only.

Test Mode: 06; Polarity: Vertical; Modulation:802.11ax(Full RU0); Bandwidth:160MHz; Channel:High



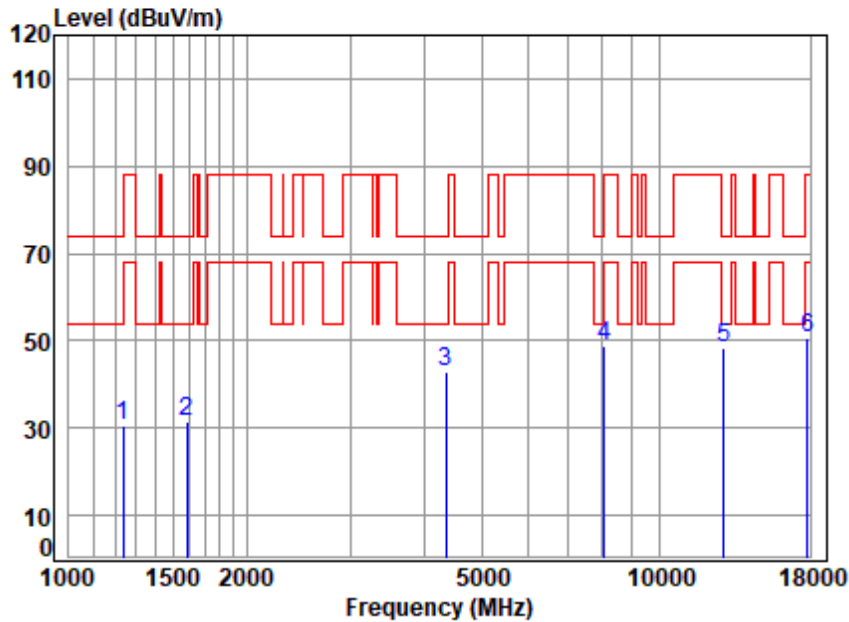
Site : chamber
 Condition: 3m VERTICAL
 Job No : 04146AT
 Mode : 6185 TX RSE
 Note : 6E WIFI 11AX160

	Cable	Ant	Preamp	Read	Limit	Over		
Freq	Loss	Factor	Factor	Level	Level	Line	Limit	Remark
MHz	dB	dB/m	dB	dBuV	dBuV/m	dBuV/m	dB	
1	1203.199	3.59	24.44	38.34	40.76	30.45	74.00	-43.55 peak
2	1574.265	4.17	26.90	38.40	39.20	31.87	74.00	-42.13 peak
3	4430.628	7.08	34.43	35.77	36.87	42.61	88.20	-45.59 peak
4	q 8613.468	11.24	36.90	37.22	38.37	49.29	74.00	-24.71 peak
5	12370.000	13.26	37.90	37.44	34.05	47.77	88.20	-40.43 peak
6	17844.590	15.06	43.90	37.64	29.00	50.32	88.20	-37.88 peak



Unless otherwise agreed in writing, this document is issued by the Company subject to its General Conditions of Service printed overleaf, available on request or accessible at <https://www.sgs.com/en/Terms-and-Conditions>. Attention is drawn to the limitation of liability, indemnification and jurisdiction issues defined therein. Any holder of this document is advised that information contained hereon reflects the Company's findings at the time of its intervention only and within the limits of Client's instructions, if any. The Company's sole responsibility is to its Client and this document does not exonerate parties to a transaction from exercising all their rights and obligations under the transaction documents. This document cannot be reproduced except in full, without prior written approval of the Company. Any unauthorized alteration, forgery or falsification of the content or appearance of this document is unlawful and offenders may be prosecuted to the fullest extent of the law. Unless otherwise stated the results shown in this test report refer only to the sample(s) tested and such sample(s) are retained for 30 days only.

Test Mode: 07; Polarity: Horizontal; Modulation:802.11ax(Full RU0); Bandwidth:20MHz; Channel:Low



Site : chamber
 Condition: 3m HORIZONTAL
 Job No : 04146AT
 Mode : 6435 TX RSE
 Note : 6E WIFI 11AX20

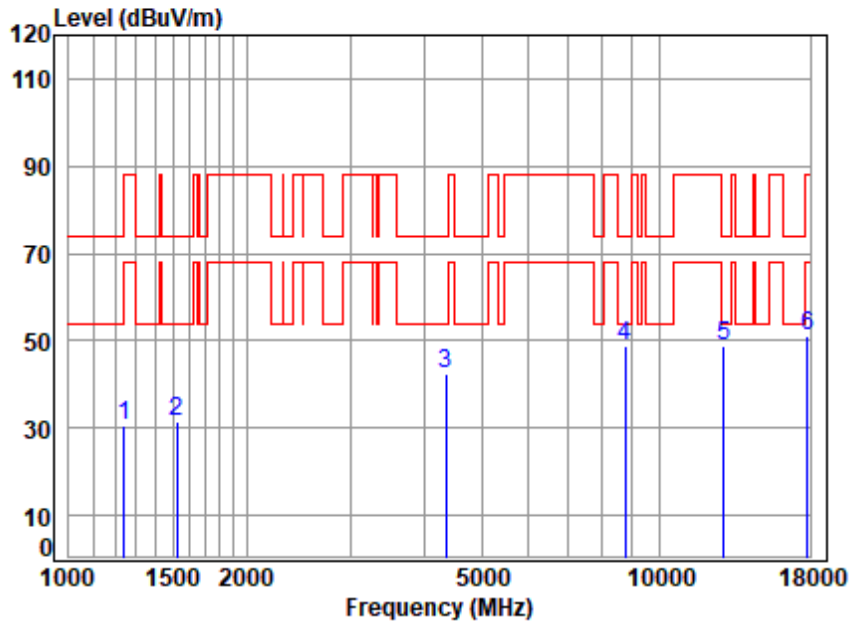
	Freq	Cable Loss	Ant Factor	Preamp Factor	Read Level	Level	Limit Line	Over Limit	Remark
	MHz	dB	dB/m	dB	dBuV	dBuV/m	dBuV/m	dB	
1	1234.909	3.64	24.89	38.35	40.21	30.39	74.00	-43.61	peak
2	1583.392	4.18	26.87	38.40	38.71	31.36	74.00	-42.64	peak
3	4354.454	7.03	34.44	35.83	37.18	42.82	74.00	-31.18	peak
4	8059.475	10.21	36.42	36.63	38.61	48.61	88.20	-39.59	peak
5	12870.000	13.49	38.17	37.31	34.09	48.44	74.00	-25.56	peak
6	17844.590	15.06	43.90	37.64	29.20	50.52	88.20	-37.68	peak



Unless otherwise agreed in writing, this document is issued by the Company subject to its General Conditions of Service printed overleaf, available on request or accessible at <https://www.sgs.com/en/Terms-and-Conditions>. Attention is drawn to the limitation of liability, indemnification and jurisdiction issues defined therein. Any holder of this document is advised that information contained hereon reflects the Company's findings at the time of its intervention only and within the limits of Client's instructions, if any. The Company's sole responsibility is to its Client and this document does not exonerate parties to a transaction from exercising all their rights and obligations under the transaction documents. This document cannot be reproduced except in full, without prior written approval of the Company. Any unauthorized alteration, forgery or falsification of the content or appearance of this document is unlawful and offenders may be prosecuted to the fullest extent of the law. Unless otherwise stated the results shown in this test report refer only to the sample(s) tested and such sample(s) are retained for 30 days only.

Attention: To check the authenticity of testing /inspection report & certificate, please contact us at telephone: (86-755) 8307 1443, or email: CN.Doccheck@sgs.com
 No.1 Workshop, M-10, Middle Section, Science & Technology Park, Nanshan District, Shenzhen, Guangdong, China 518057 t (86-755) 26012053 f (86-755) 26710594 www.sgs.com.cn
 中国·广东·深圳市南山区科技园中区M-10栋1号厂房 邮编: 518057 t (86-755) 26012053 f (86-755) 26710594 sgs.china@sgs.com

Test Mode: 07; Polarity: Vertical; Modulation:802.11ax(Full RU0); Bandwidth:20MHz; Channel:Low



Site : chamber
 Condition: 3m VERTICAL
 Job No : 04146AT
 Mode : 6435 TX RSE
 Note : 6E WIFI 11AX20

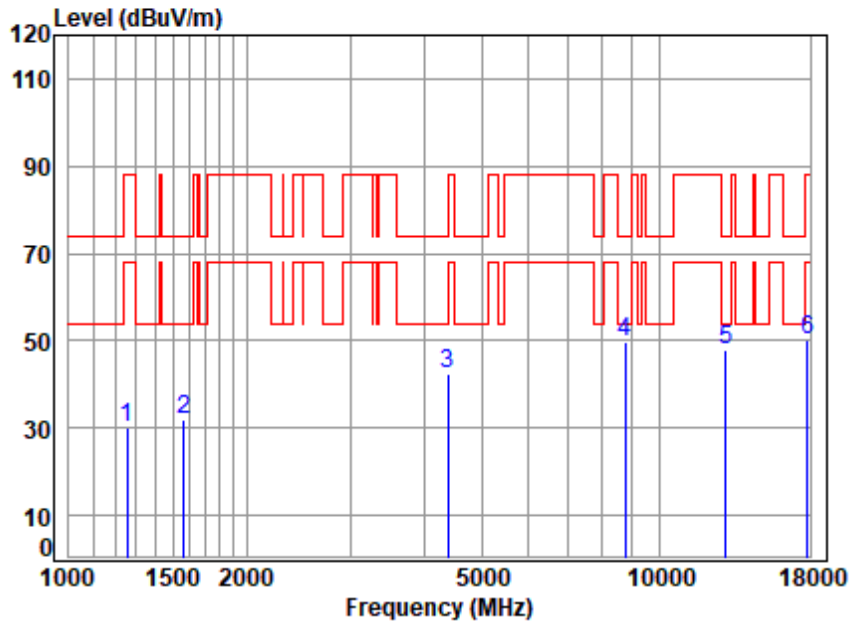
	Freq	Cable Loss	Ant Factor	Preamp Factor	Read Level	Limit Level	Over Limit	Remark
	MHz	dB	dB/m	dB	dBuV	dBuV/m	dBuV/m	dB
1	1242.068	3.66	24.99	38.35	40.09	30.39	88.20	-57.81 peak
2	1525.000	4.10	26.90	38.39	38.78	31.39	74.00	-42.61 peak
3	4354.454	7.03	34.44	35.83	36.70	42.34	74.00	-31.66 peak
4 q	8738.852	11.46	36.90	37.35	37.90	48.91	74.00	-25.09 peak
5	12870.000	13.49	38.17	37.31	34.48	48.83	74.00	-25.17 peak
6	17844.590	15.06	43.90	37.64	29.77	51.09	88.20	-37.11 peak



Unless otherwise agreed in writing, this document is issued by the Company subject to its General Conditions of Service printed overleaf, available on request or accessible at <https://www.sgs.com/en/Terms-and-Conditions>. Attention is drawn to the limitation of liability, indemnification and jurisdiction issues defined therein. Any holder of this document is advised that information contained hereon reflects the Company's findings at the time of its intervention only and within the limits of Client's instructions, if any. The Company's sole responsibility is to its Client and this document does not exonerate parties to a transaction from exercising all their rights and obligations under the transaction documents. This document cannot be reproduced except in full, without prior written approval of the Company. Any unauthorized alteration, forgery or falsification of the content or appearance of this document is unlawful and offenders may be prosecuted to the fullest extent of the law. Unless otherwise stated the results shown in this test report refer only to the sample(s) tested and such sample(s) are retained for 30 days only.

Attention: To check the authenticity of testing /inspection report & certificate, please contact us at telephone: (86-755) 8307 1443, or email: CN.Doccheck@sgs.com
 No.1 Workshop, M-10, Middle Section, Science & Technology Park, Nanshan District, Shenzhen, Guangdong, China 518057 t (86-755) 26012053 f (86-755) 26710594 www.sgs.com.cn
 中国·广东·深圳市南山区科技园中区M-10栋1号厂房 邮编: 518057 t (86-755) 26012053 f (86-755) 26710594 sgs.china@sgs.com

Test Mode: 07; Polarity: Horizontal; Modulation:802.11ax(Full RU0); Bandwidth:20MHz; Channel:middle



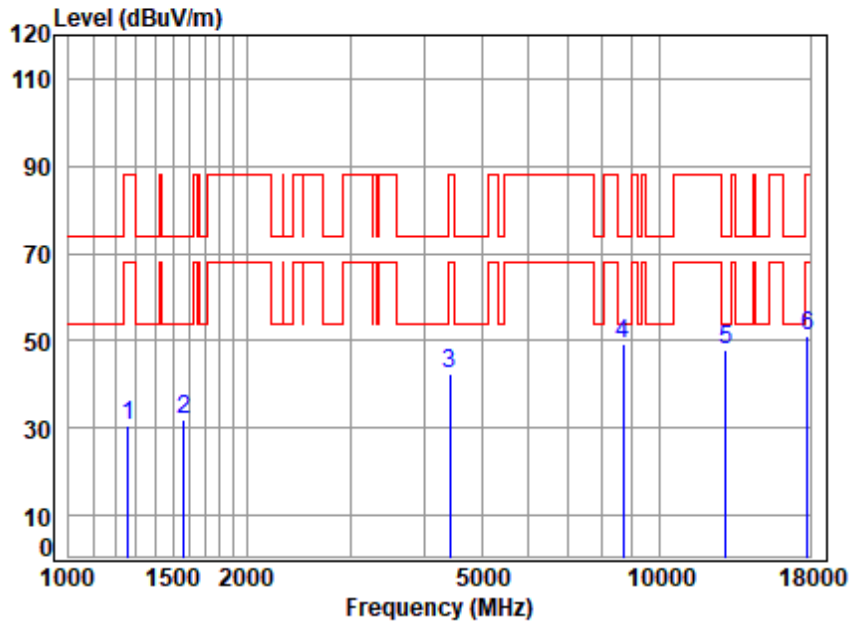
Site : chamber
 Condition: 3m HORIZONTAL
 Job No : 04146AT
 Mode : 6475 TX RSE
 Note : 6E WIFI 11AX20

	Freq	Cable Loss	Ant Factor	Preamp Factor	Read Level	Limit Level	Over Limit	Remark
	MHz	dB	dB/m	dB	dBuV	dBuV/m	dBuV/m	dB
1	1256.512	3.68	25.06	38.35	39.79	88.20	-58.02	peak
2	1565.191	4.15	26.94	38.40	39.29	74.00	-42.02	peak
3	4392.376	7.05	34.74	35.80	36.44	74.00	-31.57	peak
4 q	8764.146	11.51	36.96	37.37	38.54	74.00	-24.36	peak
5	12950.000	13.53	38.15	37.28	33.55	74.00	-26.05	peak
6	17844.590	15.06	43.90	37.64	28.95	88.20	-37.93	peak



Unless otherwise agreed in writing, this document is issued by the Company subject to its General Conditions of Service printed overleaf, available on request or accessible at <https://www.sgs.com/en/Terms-and-Conditions>. Attention is drawn to the limitation of liability, indemnification and jurisdiction issues defined therein. Any holder of this document is advised that information contained hereon reflects the Company's findings at the time of its intervention only and within the limits of Client's instructions, if any. The Company's sole responsibility is to its Client and this document does not exonerate parties to a transaction from exercising all their rights and obligations under the transaction documents. This document cannot be reproduced except in full, without prior written approval of the Company. Any unauthorized alteration, forgery or falsification of the content or appearance of this document is unlawful and offenders may be prosecuted to the fullest extent of the law. Unless otherwise stated the results shown in this test report refer only to the sample(s) tested and such sample(s) are retained for 30 days only.

Test Mode: 07; Polarity: Vertical; Modulation:802.11ax(Full RU0); Bandwidth:20MHz; Channel:middle



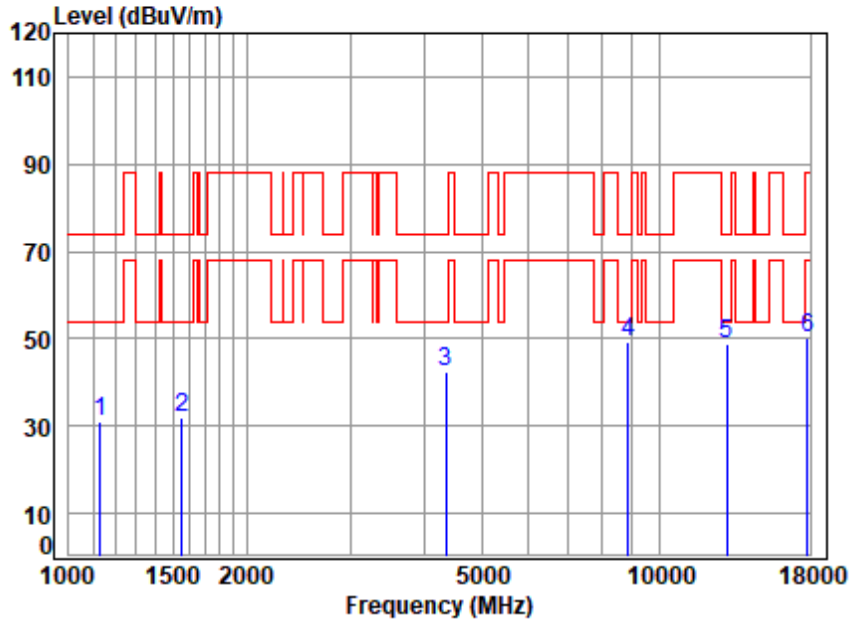
Site : chamber
 Condition: 3m VERTICAL
 Job No : 04146AT
 Mode : 6475 TX RSE
 Note : 6E WIFI 11AX20

	Freq	Cable Loss	Ant Factor	Preamp Factor	Read Level	Limit Level	Over Line	Over Limit	Remark
	MHz	dB	dB/m	dB	dBuV	dBuV/m	dBuV/m	dB	
1	1260.149	3.69	25.04	38.35	40.39	30.77	88.20	-57.43	peak
2	1565.191	4.15	26.94	38.40	39.19	31.88	74.00	-42.12	peak
3	4417.841	7.07	34.59	35.78	36.78	42.66	88.20	-45.54	peak
4	8688.480	11.38	36.90	37.30	38.17	49.15	74.00	-24.85	peak
5	12950.000	13.53	38.15	37.28	33.36	47.76	74.00	-26.24	peak
6	17844.590	15.06	43.90	37.64	29.72	51.04	88.20	-37.16	peak



Unless otherwise agreed in writing, this document is issued by the Company subject to its General Conditions of Service printed overleaf, available on request or accessible at <https://www.sgs.com/en/Terms-and-Conditions>. Attention is drawn to the limitation of liability, indemnification and jurisdiction issues defined therein. Any holder of this document is advised that information contained hereon reflects the Company's findings at the time of its intervention only and within the limits of Client's instructions, if any. The Company's sole responsibility is to its Client and this document does not exonerate parties to a transaction from exercising all their rights and obligations under the transaction documents. This document cannot be reproduced except in full, without prior written approval of the Company. Any unauthorized alteration, forgery or falsification of the content or appearance of this document is unlawful and offenders may be prosecuted to the fullest extent of the law. Unless otherwise stated the results shown in this test report refer only to the sample(s) tested and such sample(s) are retained for 30 days only.

Test Mode: 07; Polarity: Horizontal; Modulation:802.11ax(Full RU0); Bandwidth:20MHz; Channel:High



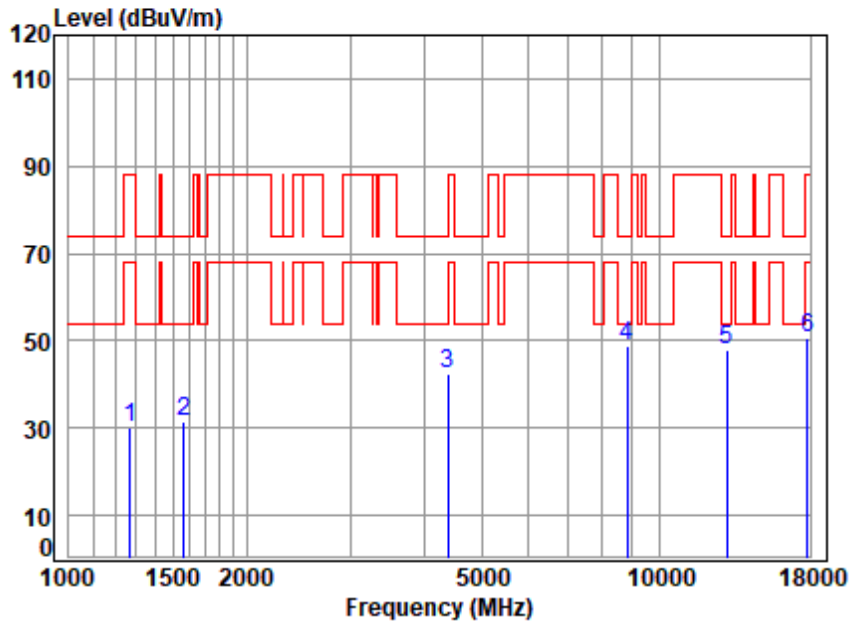
Site : chamber
 Condition: 3m HORIZONTAL
 Job No : 04146AT
 Mode : 6495 TX RSE
 Note : 6E WIFI 11AX20

	Freq	Cable Loss	Ant Factor	Preamp Factor	Read Level	Limit Level	Over Limit	Remark
	MHz	dB	dB/m	dB	dBuV	dBuV/m	dBuV/m	dB
1	1132.340	3.46	23.83	38.33	41.84	74.00	-43.20	peak
2	1551.677	4.13	26.99	38.40	39.25	74.00	-42.03	peak
3	4354.454	7.03	34.44	35.83	37.01	74.00	-31.35	peak
4 q	8840.473	11.64	37.18	37.45	37.81	74.00	-24.82	peak
5	12990.000	13.55	38.11	37.27	34.62	74.00	-24.99	peak
6	17844.590	15.06	43.90	37.64	28.80	88.20	-38.08	peak



Unless otherwise agreed in writing, this document is issued by the Company subject to its General Conditions of Service printed overleaf, available on request or accessible at <https://www.sgs.com/en/Terms-and-Conditions>. Attention is drawn to the limitation of liability, indemnification and jurisdiction issues defined therein. Any holder of this document is advised that information contained hereon reflects the Company's findings at the time of its intervention only and within the limits of Client's instructions, if any. The Company's sole responsibility is to its Client and this document does not exonerate parties to a transaction from exercising all their rights and obligations under the transaction documents. This document cannot be reproduced except in full, without prior written approval of the Company. Any unauthorized alteration, forgery or falsification of the content or appearance of this document is unlawful and offenders may be prosecuted to the fullest extent of the law. Unless otherwise stated the results shown in this test report refer only to the sample(s) tested and such sample(s) are retained for 30 days only.

Test Mode: 07; Polarity: Vertical; Modulation:802.11ax(Full RU0); Bandwidth:20MHz; Channel:High



Site : chamber
 Condition: 3m VERTICAL
 Job No : 04146AT
 Mode : 6495 TX RSE
 Note : 6E WIFI 11AX20

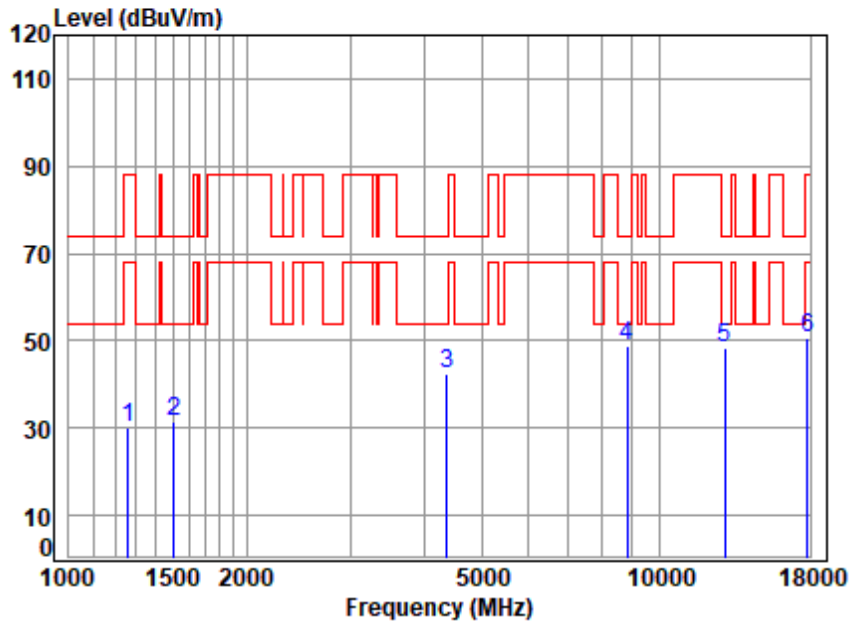
	Freq	Cable Loss	Ant Factor	Preamp Factor	Read Level	Limit Level	Over Limit	Remark
	MHz	dB	dB/m	dB	dBuV	dBuV/m	dBuV/m	dB
1	1271.123	3.71	24.97	38.35	39.77	88.20	-58.10	peak
2	1569.721	4.16	26.92	38.40	38.81	74.00	-42.51	peak
3	4392.376	7.05	34.74	35.80	36.36	74.00	-31.65	peak
4 q	8814.957	11.60	37.13	37.42	37.38	74.00	-25.31	peak
5	12990.000	13.55	38.11	37.27	33.52	74.00	-26.09	peak
6	17844.590	15.06	43.90	37.64	29.12	88.20	-37.76	peak



Unless otherwise agreed in writing, this document is issued by the Company subject to its General Conditions of Service printed overleaf, available on request or accessible at <https://www.sgs.com/en/Terms-and-Conditions>. Attention is drawn to the limitation of liability, indemnification and jurisdiction issues defined therein. Any holder of this document is advised that information contained hereon reflects the Company's findings at the time of its intervention only and within the limits of Client's instructions, if any. The Company's sole responsibility is to its Client and this document does not exonerate parties to a transaction from exercising all their rights and obligations under the transaction documents. This document cannot be reproduced except in full, without prior written approval of the Company. Any unauthorized alteration, forgery or falsification of the content or appearance of this document is unlawful and offenders may be prosecuted to the fullest extent of the law. Unless otherwise stated the results shown in this test report refer only to the sample(s) tested and such sample(s) are retained for 30 days only.

Attention: To check the authenticity of testing /inspection report & certificate, please contact us at telephone: (86-755) 8307 1443, or email: CN.Doccheck@sgs.com
 No.1 Workshop, M-10, Middle Section, Science & Technology Park, Nanshan District, Shenzhen, Guangdong, China 518057 t (86-755) 26012053 f (86-755) 26710594 www.sgs.com.cn
 中国·广东·深圳市南山区科技园中区M-10栋1号厂房 邮编: 518057 t (86-755) 26012053 f (86-755) 26710594 sgs.china@sgs.com

Test Mode: 07; Polarity: Horizontal; Modulation:802.11ax(Full RU0); Bandwidth:40MHz; Channel:Low



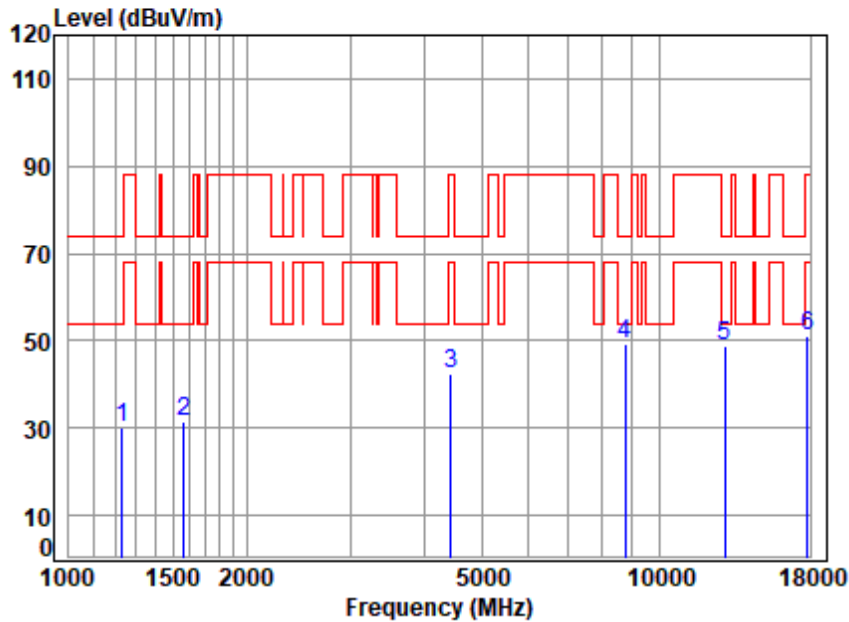
Site : chamber
 Condition: 3m HORIZONTAL
 Job No : 04146AT
 Mode : 6445 TX RSE
 Note : 6E WIFI 11AX40

	Freq	Cable Loss	Ant Factor	Preamp Factor	Read Level	Limit Level	Over Line	Over Limit	Remark
	MHz	dB	dB/m	dB	dBuV	dBuV/m	dBuV/m	dB	
1	1260.149	3.69	25.04	38.35	39.93	30.31	88.20	-57.89	peak
2	1507.470	4.07	26.83	38.39	39.18	31.69	74.00	-42.31	peak
3	4367.058	7.04	34.54	35.82	36.67	42.43	74.00	-31.57	peak
4 q	8814.957	11.60	37.13	37.42	37.32	48.63	74.00	-25.37	peak
5	12890.000	13.50	38.19	37.30	33.84	48.23	74.00	-25.77	peak
6	17844.590	15.06	43.90	37.64	29.47	50.79	88.20	-37.41	peak



Unless otherwise agreed in writing, this document is issued by the Company subject to its General Conditions of Service printed overleaf, available on request or accessible at <https://www.sgs.com/en/Terms-and-Conditions>. Attention is drawn to the limitation of liability, indemnification and jurisdiction issues defined therein. Any holder of this document is advised that information contained hereon reflects the Company's findings at the time of its intervention only and within the limits of Client's instructions, if any. The Company's sole responsibility is to its Client and this document does not exonerate parties to a transaction from exercising all their rights and obligations under the transaction documents. This document cannot be reproduced except in full, without prior written approval of the Company. Any unauthorized alteration, forgery or falsification of the content or appearance of this document is unlawful and offenders may be prosecuted to the fullest extent of the law. Unless otherwise stated the results shown in this test report refer only to the sample(s) tested and such sample(s) are retained for 30 days only.

Test Mode: 07; Polarity: Vertical; Modulation:802.11ax(Full RU0); Bandwidth:40MHz; Channel:Low



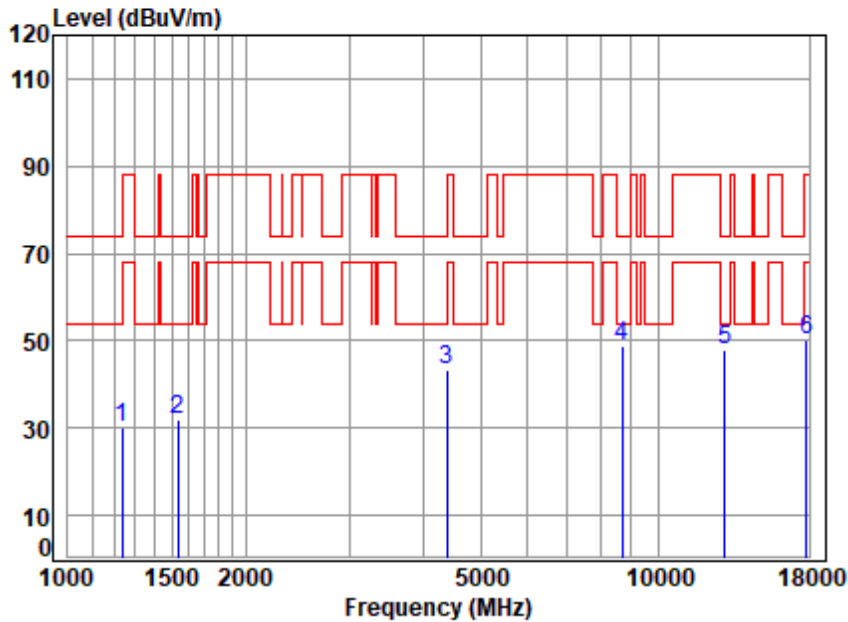
Site : chamber
 Condition: 3m VERTICAL
 Job No : 04146AT
 Mode : 6445 TX RSE
 Note : 6E WIFI 11AX40

	Freq	Cable Loss	Ant Factor	Preamp Factor	Read Level	Limit Level	Over Limit	Remark
	MHz	dB	dB/m	dB	dBuV	dBuV/m	dBuV/m	dB
1	1231.345	3.64	24.84	38.35	39.90	74.00	-43.97	peak
2	1565.191	4.15	26.94	38.40	38.76	74.00	-42.55	peak
3	4443.453	7.09	34.28	35.77	36.79	88.20	-45.81	peak
4 q	8764.146	11.51	36.96	37.37	38.26	74.00	-24.64	peak
5	12890.000	13.50	38.19	37.30	34.22	74.00	-25.39	peak
6	17844.590	15.06	43.90	37.64	29.57	88.20	-37.31	peak



Unless otherwise agreed in writing, this document is issued by the Company subject to its General Conditions of Service printed overleaf, available on request or accessible at <https://www.sgs.com/en/Terms-and-Conditions>. Attention is drawn to the limitation of liability, indemnification and jurisdiction issues defined therein. Any holder of this document is advised that information contained hereon reflects the Company's findings at the time of its intervention only and within the limits of Client's instructions, if any. The Company's sole responsibility is to its Client and this document does not exonerate parties to a transaction from exercising all their rights and obligations under the transaction documents. This document cannot be reproduced except in full, without prior written approval of the Company. Any unauthorized alteration, forgery or falsification of the content or appearance of this document is unlawful and offenders may be prosecuted to the fullest extent of the law. Unless otherwise stated the results shown in this test report refer only to the sample(s) tested and such sample(s) are retained for 30 days only.

Test Mode: 07; Polarity: Horizontal; Modulation:802.11ax(Full RU0); Bandwidth:40MHz; Channel:High



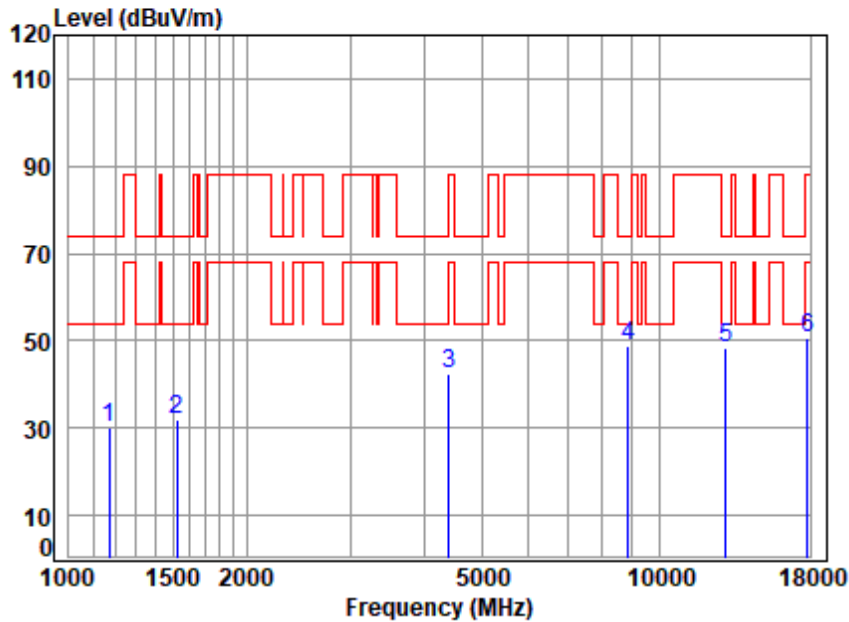
Site : chamber
 Condition: 3m HORIZONTAL
 Job No : 04146AT
 Mode : 6485 TX RSE
 Note : 6E WIFI 11AX40

	Freq	Cable Loss	Ant Factor	Preamp Factor	Read Level	Limit Level	Over Line	Over Limit	Remark
	MHz	dB	dB/m	dB	dBuV	dBuV/m	dBuV/m	dB	
1	1234.909	3.64	24.89	38.35	39.73	74.00	-44.09	peak	
2	1533.841	4.11	26.94	38.39	39.40	74.00	-41.94	peak	
3	4392.376	7.05	34.74	35.80	37.51	74.00	-30.50	peak	
4 q	8688.480	11.38	36.90	37.30	37.84	74.00	-25.18	peak	
5	12970.000	13.54	38.13	37.28	33.46	74.00	-26.15	peak	
6	17844.590	15.06	43.90	37.64	29.04	88.20	-37.84	peak	



Unless otherwise agreed in writing, this document is issued by the Company subject to its General Conditions of Service printed overleaf, available on request or accessible at <https://www.sgs.com/en/Terms-and-Conditions>. Attention is drawn to the limitation of liability, indemnification and jurisdiction issues defined therein. Any holder of this document is advised that information contained hereon reflects the Company's findings at the time of its intervention only and within the limits of Client's instructions, if any. The Company's sole responsibility is to its Client and this document does not exonerate parties to a transaction from exercising all their rights and obligations under the transaction documents. This document cannot be reproduced except in full, without prior written approval of the Company. Any unauthorized alteration, forgery or falsification of the content or appearance of this document is unlawful and offenders may be prosecuted to the fullest extent of the law. Unless otherwise stated the results shown in this test report refer only to the sample(s) tested and such sample(s) are retained for 30 days only.

Test Mode: 07; Polarity: Vertical; Modulation:802.11ax(Full RU0); Bandwidth:40MHz; Channel:High



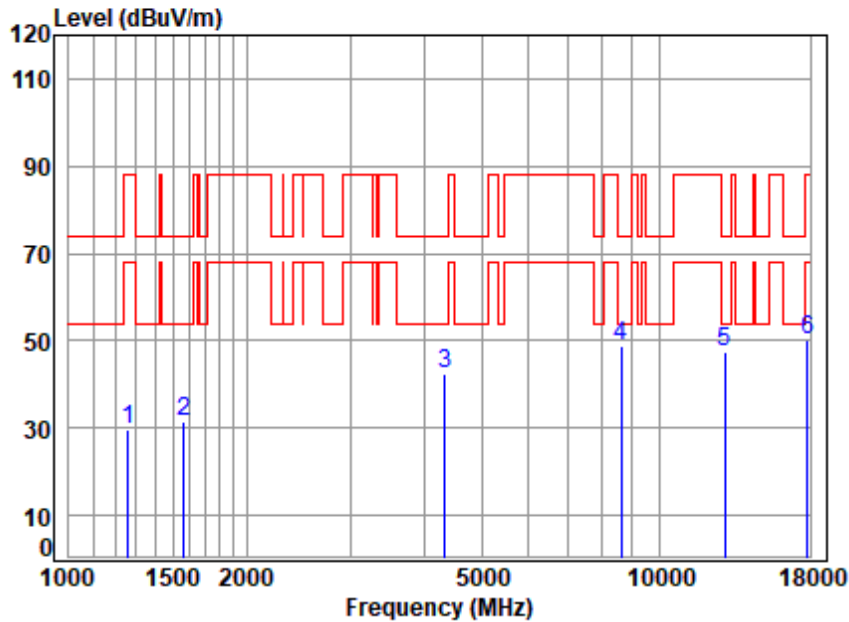
Site : chamber
 Condition: 3m VERTICAL
 Job No : 04146AT
 Mode : 6485 TX RSE
 Note : 6E WIFI 11AX40

	Freq	Cable Loss	Ant Factor	Preamp Factor	Read Level	Limit Level	Over Limit	Remark
	MHz	dB	dB/m	dB	dBuV	dBuV/m	dBuV/m	dB
1	1172.303	3.53	24.12	38.33	40.64	74.00	-44.04	peak
2	1525.000	4.10	26.90	38.39	39.54	74.00	-41.85	peak
3	4405.090	7.06	34.74	35.79	36.42	88.20	-45.77	peak
4 q	8840.473	11.64	37.18	37.45	37.43	74.00	-25.20	peak
5	12970.000	13.54	38.13	37.28	33.80	74.00	-25.81	peak
6	17844.590	15.06	43.90	37.64	29.13	88.20	-37.75	peak



Unless otherwise agreed in writing, this document is issued by the Company subject to its General Conditions of Service printed overleaf, available on request or accessible at <https://www.sgs.com/en/Terms-and-Conditions>. Attention is drawn to the limitation of liability, indemnification and jurisdiction issues defined therein. Any holder of this document is advised that information contained hereon reflects the Company's findings at the time of its intervention only and within the limits of Client's instructions, if any. The Company's sole responsibility is to its Client and this document does not exonerate parties to a transaction from exercising all their rights and obligations under the transaction documents. This document cannot be reproduced except in full, without prior written approval of the Company. Any unauthorized alteration, forgery or falsification of the content or appearance of this document is unlawful and offenders may be prosecuted to the fullest extent of the law. Unless otherwise stated the results shown in this test report refer only to the sample(s) tested and such sample(s) are retained for 30 days only.

Test Mode: 07; Polarity: Horizontal; Modulation:802.11ax(Full RU0); Bandwidth:80MHz; Channel:middle



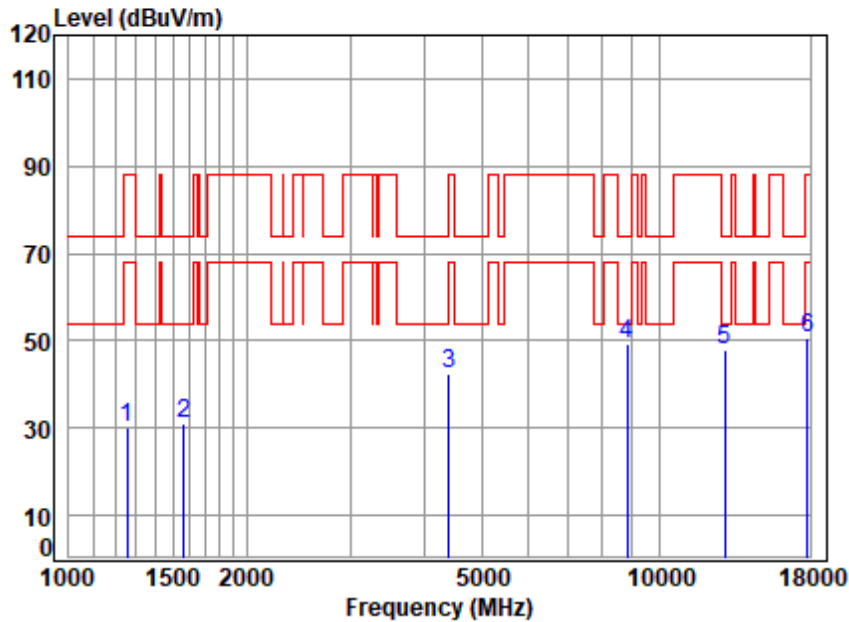
Site : chamber
 Condition: 3m HORIZONTAL
 Job No : 04146AT
 Mode : 6465 TX RSE
 Note : 6E WIFI 11AX80

	Freq	Cable Loss	Ant Factor	Preamp Factor	Read Level	Limit Level	Over Limit	Remark
	MHz	dB	dB/m	dB	dBuV	dBuV/m	dBuV/m	dB
1	1260.149	3.69	25.04	38.35	39.23	88.20	-58.59	peak
2	1565.191	4.15	26.94	38.40	38.95	74.00	-42.36	peak
3	4341.886	7.02	34.34	35.84	37.07	74.00	-31.41	peak
4 q	8613.468	11.24	36.90	37.22	37.79	74.00	-25.29	peak
5	12930.000	13.52	38.17	37.29	33.11	74.00	-26.49	peak
6	17844.590	15.06	43.90	37.64	29.03	88.20	-37.85	peak



Unless otherwise agreed in writing, this document is issued by the Company subject to its General Conditions of Service printed overleaf, available on request or accessible at <https://www.sgs.com/en/Terms-and-Conditions>. Attention is drawn to the limitation of liability, indemnification and jurisdiction issues defined therein. Any holder of this document is advised that information contained hereon reflects the Company's findings at the time of its intervention only and within the limits of Client's instructions, if any. The Company's sole responsibility is to its Client and this document does not exonerate parties to a transaction from exercising all their rights and obligations under the transaction documents. This document cannot be reproduced except in full, without prior written approval of the Company. Any unauthorized alteration, forgery or falsification of the content or appearance of this document is unlawful and offenders may be prosecuted to the fullest extent of the law. Unless otherwise stated the results shown in this test report refer only to the sample(s) tested and such sample(s) are retained for 30 days only.

Test Mode: 07; Polarity: Vertical; Modulation:802.11ax(Full RU0); Bandwidth:80MHz; Channel:middle



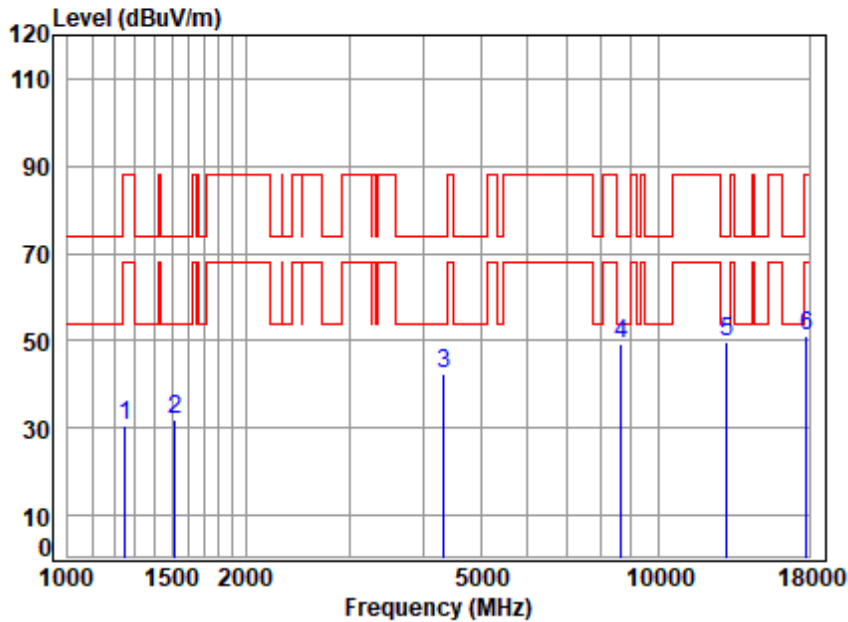
Site : chamber
 Condition: 3m VERTICAL
 Job No : 04146AT
 Mode : 6465 TX RSE
 Note : 6E WIFI 11AX80

	Freq	Cable Loss	Ant Factor	Preamp Factor	Read Level	Limit Level	Over Limit	Remark
	MHz	dB	dB/m	dB	dBuV	dBuV/m	dBuV/m	dB
1	1256.512	3.68	25.06	38.35	39.68	30.07	88.20	-58.13 peak
2	1565.191	4.15	26.94	38.40	38.51	31.20	74.00	-42.80 peak
3	4405.090	7.06	34.74	35.79	36.48	42.49	88.20	-45.71 peak
4 q	8814.957	11.60	37.13	37.42	37.80	49.11	74.00	-24.89 peak
5	12930.000	13.52	38.17	37.29	33.71	48.11	74.00	-25.89 peak
6	17844.590	15.06	43.90	37.64	29.28	50.60	88.20	-37.60 peak



Unless otherwise agreed in writing, this document is issued by the Company subject to its General Conditions of Service printed overleaf, available on request or accessible at <https://www.sgs.com/en/Terms-and-Conditions>. Attention is drawn to the limitation of liability, indemnification and jurisdiction issues defined therein. Any holder of this document is advised that information contained hereon reflects the Company's findings at the time of its intervention only and within the limits of Client's instructions, if any. The Company's sole responsibility is to its Client and this document does not exonerate parties to a transaction from exercising all their rights and obligations under the transaction documents. This document cannot be reproduced except in full, without prior written approval of the Company. Any unauthorized alteration, forgery or falsification of the content or appearance of this document is unlawful and offenders may be prosecuted to the fullest extent of the law. Unless otherwise stated the results shown in this test report refer only to the sample(s) tested and such sample(s) are retained for 30 days only.

Test Mode: 08; Polarity: Horizontal; Modulation:802.11ax(Full RU0); Bandwidth:20MHz; Channel:Low



Site : chamber
 Condition: 3m HORIZONTAL
 Job No : 04146AT
 Mode : 6535 TX RSE
 Note : 6E WIFI 11AX20

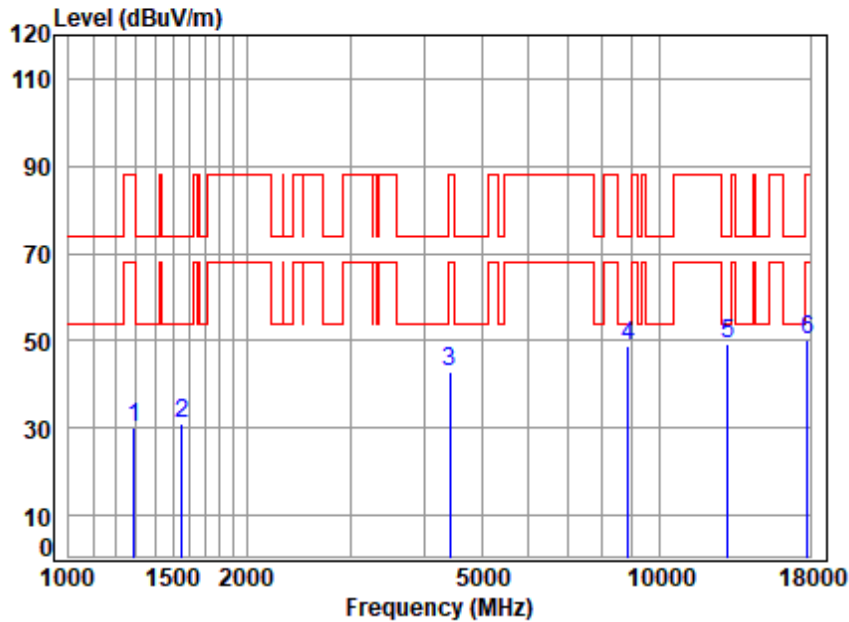
	Freq	Cable Loss	Ant Factor	Preamp Factor	Read Level	Limit Level	Over Limit	Remark
	MHz	dB	dB/m	dB	dBuV	dBuV/m	dBuV/m	dB
1	1249.269	3.67	25.09	38.35	40.08	30.49	88.20	-57.71 peak
2	1520.598	4.09	26.88	38.39	39.41	31.99	74.00	-42.01 peak
3	4329.354	7.01	34.23	35.85	37.21	42.60	74.00	-31.40 peak
4	8638.399	11.29	36.90	37.24	38.11	49.06	74.00	-24.94 peak
5	q13070.000	13.57	38.31	37.27	35.28	49.89	74.00	-24.11 peak
6	17844.590	15.06	43.90	37.64	29.58	50.90	88.20	-37.30 peak



Unless otherwise agreed in writing, this document is issued by the Company subject to its General Conditions of Service printed overleaf, available on request or accessible at <https://www.sgs.com/en/Terms-and-Conditions>. Attention is drawn to the limitation of liability, indemnification and jurisdiction issues defined therein. Any holder of this document is advised that information contained hereon reflects the Company's findings at the time of its intervention only and within the limits of Client's instructions, if any. The Company's sole responsibility is to its Client and this document does not exonerate parties to a transaction from exercising all their rights and obligations under the transaction documents. This document cannot be reproduced except in full, without prior written approval of the Company. Any unauthorized alteration, forgery or falsification of the content or appearance of this document is unlawful and offenders may be prosecuted to the fullest extent of the law. Unless otherwise stated the results shown in this test report refer only to the sample(s) tested and such sample(s) are retained for 30 days only.

Attention: To check the authenticity of testing /inspection report & certificate, please contact us at telephone: (86-755) 8307 1443, or email: CN.Doccheck@sgs.com
 No.1 Workshop, M-10, Middle Section, Science & Technology Park, Nanshan District, Shenzhen, Guangdong, China 518057 t (86-755) 26012053 f (86-755) 26710594 www.sgs.com.cn
 中国·广东·深圳市南山区科技园中区M-10栋1号厂房 邮编: 518057 t (86-755) 26012053 f (86-755) 26710594 sgs.china@sgs.com

Test Mode: 08; Polarity: Vertical; Modulation:802.11ax(Full RU0); Bandwidth:20MHz; Channel:Low



Site : chamber
 Condition: 3m VERTICAL
 Job No : 04146AT
 Mode : 6535 TX RSE
 Note : 6E WIFI 11AX20

	Freq	Cable Loss	Ant Factor	Preamp Factor	Read Level	Limit Level	Over Limit	Remark
	MHz	dB	dB/m	dB	dBuV	dBuV/m	dBuV/m	dB
1	1289.627	3.74	24.86	38.36	39.84	88.20	-58.12	peak
2	1556.169	4.14	26.98	38.40	38.41	74.00	-42.87	peak
3	4417.841	7.07	34.59	35.78	37.19	88.20	-45.13	peak
4	8840.473	11.64	37.18	37.45	37.38	74.00	-25.25	peak
5	q13070.000	13.57	38.31	37.27	34.78	74.00	-24.61	peak
6	17793.090	15.03	43.89	37.63	29.04	88.20	-37.87	peak

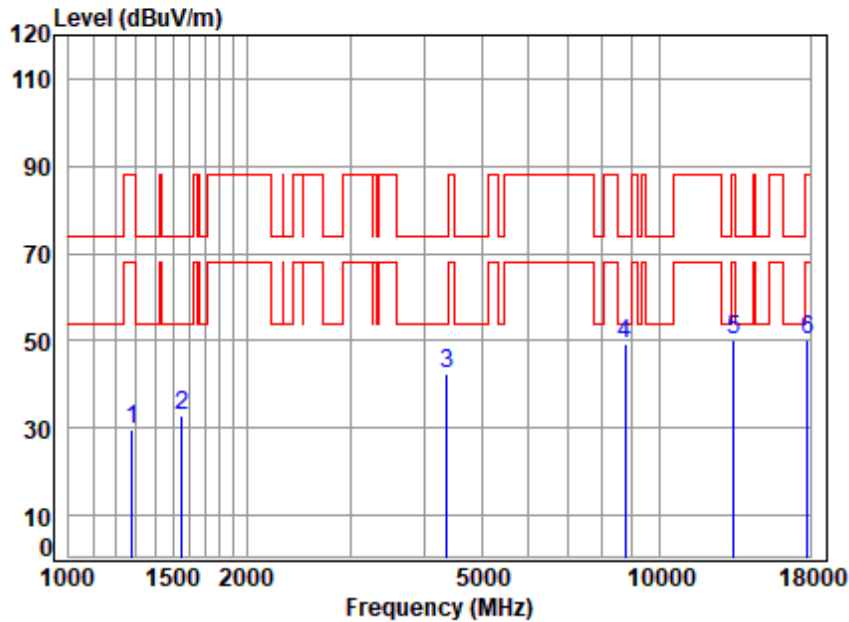


Unless otherwise agreed in writing, this document is issued by the Company subject to its General Conditions of Service printed overleaf, available on request or accessible at <https://www.sgs.com/en/Terms-and-Conditions>. Attention is drawn to the limitation of liability, indemnification and jurisdiction issues defined therein. Any holder of this document is advised that information contained hereon reflects the Company's findings at the time of its intervention only and within the limits of Client's instructions, if any. The Company's sole responsibility is to its Client and this document does not exonerate parties to a transaction from exercising all their rights and obligations under the transaction documents. This document cannot be reproduced except in full, without prior written approval of the Company. Any unauthorized alteration, forgery or falsification of the content or appearance of this document is unlawful and offenders may be prosecuted to the fullest extent of the law. Unless otherwise stated the results shown in this test report refer only to the sample(s) tested and such sample(s) are retained for 30 days only.

Attention: To check the authenticity of testing /inspection report & certificate, please contact us at telephone: (86-755) 8307 1443, or email: CN.Doccheck@sgs.com

No.1 Workshop, M-10, Middle Section, Science & Technology Park, Nanshan District, Shenzhen, Guangdong, China 518057 t (86-755) 26012053 f (86-755) 26710594 www.sgs.com.cn
 中国·广东·深圳市南山区科技园中区M-10栋1号厂房 邮编: 518057 t (86-755) 26012053 f (86-755) 26710594 sgs.china@sgs.com

Test Mode: 08; Polarity: Horizontal; Modulation:802.11ax(Full RU0); Bandwidth:20MHz; Channel:middle



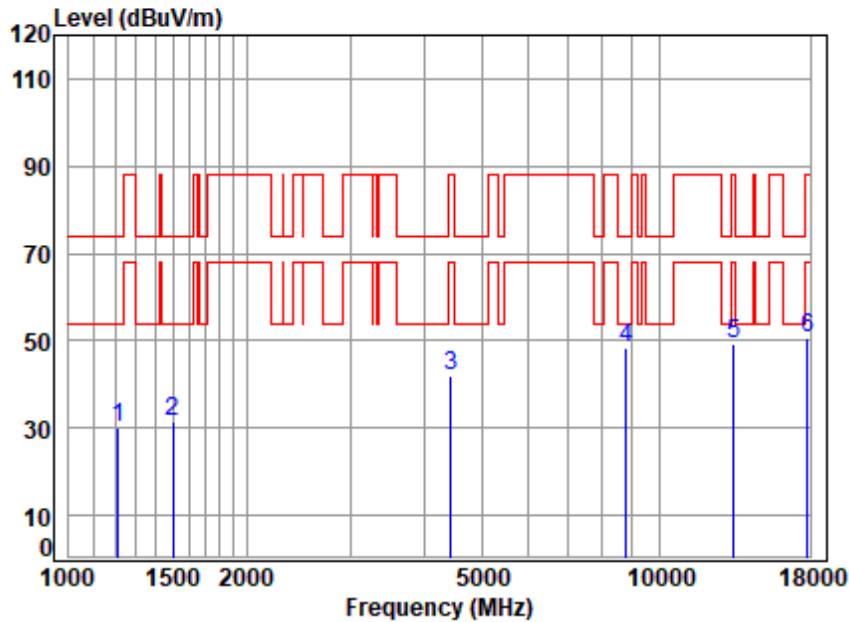
Site : chamber
 Condition: 3m HORIZONTAL
 Job No : 04146AT
 Mode : 6695 TX RSE
 Note : 6E WIFI 11AX20

	Freq	Cable Loss	Ant Factor	Preamp Factor	Read Level	Level	Limit Line	Over Limit	Remark
	MHz	dB	dB/m	dB	dBuV	dBuV/m	dBuV/m	dB	
1	1282.193	3.72	24.91	38.35	39.53	29.81	88.20	-58.39	peak
2	1551.677	4.13	26.99	38.40	40.03	32.75	74.00	-41.25	peak
3	4367.058	7.04	34.54	35.82	36.54	42.30	74.00	-31.70	peak
4 q	8738.852	11.47	36.90	37.35	38.06	49.08	74.00	-24.92	peak
5	13390.000	13.65	38.78	37.25	35.22	50.40	88.20	-37.80	peak
6	17844.590	15.06	43.90	37.64	28.86	50.18	88.20	-38.02	peak



Unless otherwise agreed in writing, this document is issued by the Company subject to its General Conditions of Service printed overleaf, available on request or accessible at <https://www.sgs.com/en/Terms-and-Conditions>. Attention is drawn to the limitation of liability, indemnification and jurisdiction issues defined therein. Any holder of this document is advised that information contained hereon reflects the Company's findings at the time of its intervention only and within the limits of Client's instructions, if any. The Company's sole responsibility is to its Client and this document does not exonerate parties to a transaction from exercising all their rights and obligations under the transaction documents. This document cannot be reproduced except in full, without prior written approval of the Company. Any unauthorized alteration, forgery or falsification of the content or appearance of this document is unlawful and offenders may be prosecuted to the fullest extent of the law. Unless otherwise stated the results shown in this test report refer only to the sample(s) tested and such sample(s) are retained for 30 days only.

Test Mode: 08; Polarity: Vertical; Modulation:802.11ax(Full RU0); Bandwidth:20MHz; Channel:middle



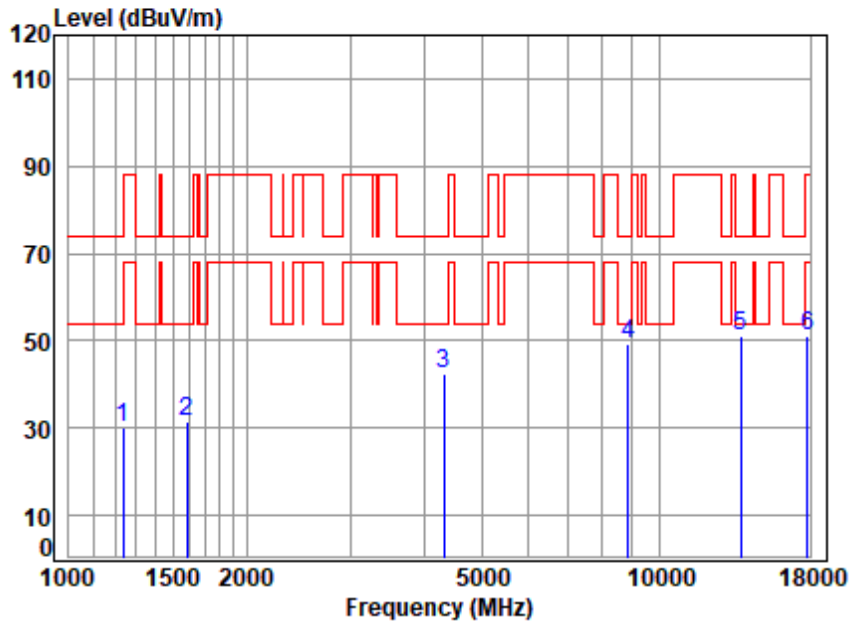
Site : chamber
 Condition: 3m VERTICAL
 Job No : 04146AT
 Mode : 6695 TX RSE
 Note : 6E WIFI 11AX20

	Freq	Cable Loss	Ant Factor	Preamp Factor	Read Level	Limit Level	Over Line	Over Limit	Remark
	MHz	dB	dB/m	dB	dBuV	dBuV/m	dBuV/m	dB	
1	1213.677	3.61	24.59	38.34	40.36	30.22	74.00	-43.78	peak
2	1503.119	4.07	26.81	38.39	39.06	31.55	74.00	-42.45	peak
3	4443.453	7.09	34.28	35.77	36.57	42.17	88.20	-46.03	peak
4 q	8789.516	11.55	37.06	37.40	37.32	48.53	74.00	-25.47	peak
5	13390.000	13.65	38.78	37.25	34.28	49.46	88.20	-38.74	peak
6	17844.590	15.06	43.90	37.64	29.35	50.67	88.20	-37.53	peak



Unless otherwise agreed in writing, this document is issued by the Company subject to its General Conditions of Service printed overleaf, available on request or accessible at <https://www.sgs.com/en/Terms-and-Conditions>. Attention is drawn to the limitation of liability, indemnification and jurisdiction issues defined therein. Any holder of this document is advised that information contained hereon reflects the Company's findings at the time of its intervention only and within the limits of Client's instructions, if any. The Company's sole responsibility is to its Client and this document does not exonerate parties to a transaction from exercising all their rights and obligations under the transaction documents. This document cannot be reproduced except in full, without prior written approval of the Company. Any unauthorized alteration, forgery or falsification of the content or appearance of this document is unlawful and offenders may be prosecuted to the fullest extent of the law. Unless otherwise stated the results shown in this test report refer only to the sample(s) tested and such sample(s) are retained for 30 days only.

Test Mode: 08; Polarity: Horizontal; Modulation:802.11ax(Full RU0); Bandwidth:20MHz; Channel:High



Site : chamber
 Condition: 3m HORIZONTAL
 Job No : 04146AT
 Mode : 6855 TX RSE
 Note : 6E WIFI 11AX20

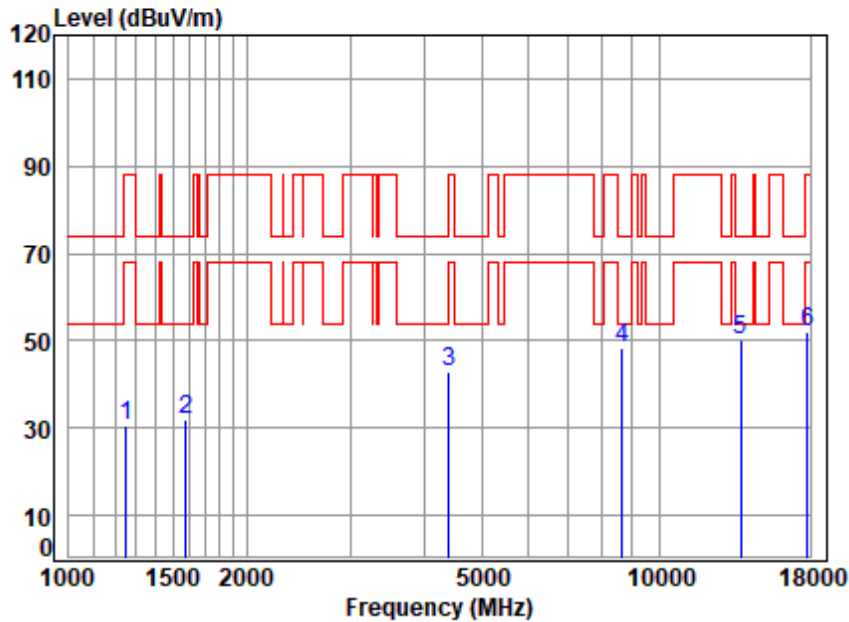
	Freq	Cable Loss	Ant Factor	Preamp Factor	Read Level	Limit Level	Over Limit	Remark
	MHz	dB	dB/m	dB	dBuV	dBuV/m	dBuV/m	dB
1	1238.483	3.65	24.94	38.35	39.79	74.00	-43.97	peak
2	1587.975	4.18	26.85	38.40	38.69	74.00	-42.68	peak
3	4316.859	7.00	34.13	35.86	37.30	74.00	-31.43	peak
4	8840.473	11.64	37.18	37.45	37.73	74.00	-24.90	peak
5	13710.000	13.72	39.12	37.23	35.55	74.00	-22.84	peak
6	17844.590	15.06	43.90	37.64	29.67	88.20	-37.21	peak



Unless otherwise agreed in writing, this document is issued by the Company subject to its General Conditions of Service printed overleaf, available on request or accessible at <https://www.sgs.com/en/Terms-and-Conditions>. Attention is drawn to the limitation of liability, indemnification and jurisdiction issues defined therein. Any holder of this document is advised that information contained hereon reflects the Company's findings at the time of its intervention only and within the limits of Client's instructions, if any. The Company's sole responsibility is to its Client and this document does not exonerate parties to a transaction from exercising all their rights and obligations under the transaction documents. This document cannot be reproduced except in full, without prior written approval of the Company. Any unauthorized alteration, forgery or falsification of the content or appearance of this document is unlawful and offenders may be prosecuted to the fullest extent of the law. Unless otherwise stated the results shown in this test report refer only to the sample(s) tested and such sample(s) are retained for 30 days only.

Attention: To check the authenticity of testing /inspection report & certificate, please contact us at telephone: (86-755) 8307 1443, or email: CN.Doccheck@sgs.com
 No.1 Workshop, M-10, Middle Section, Science & Technology Park, Nanshan District, Shenzhen, Guangdong, China 518057 t (86-755) 26012053 f (86-755) 26710594 www.sgs.com.cn
 中国·广东·深圳市南山区科技园中区M-10栋1号厂房 邮编: 518057 t (86-755) 26012053 f (86-755) 26710594 sgs.china@sgs.com

Test Mode: 08; Polarity: Vertical; Modulation:802.11ax(Full RU0); Bandwidth:20MHz; Channel:High



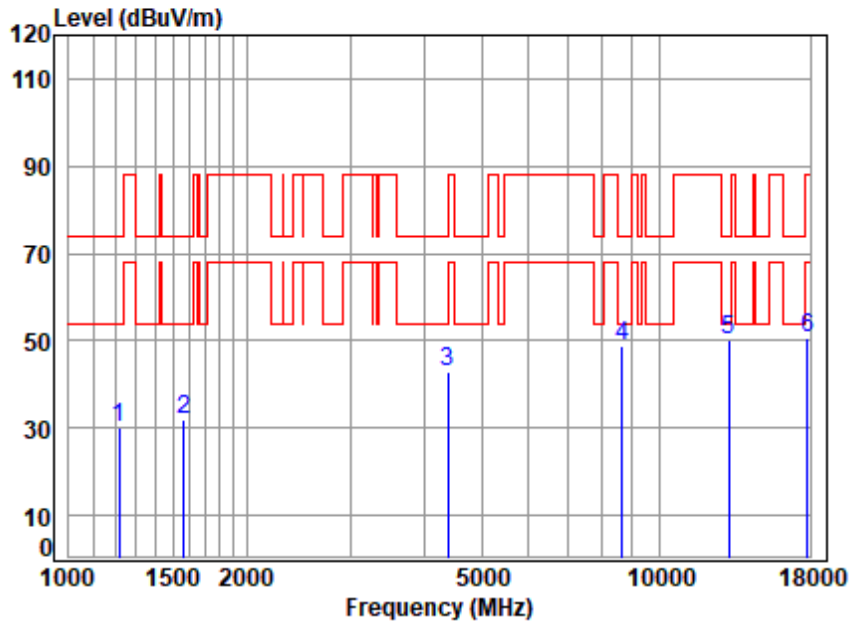
Site : chamber
 Condition: 3m VERTICAL
 Job No : 04146AT
 Mode : 6855 TX RSE
 Note : 6E WIFI 11AX20

	Freq	Cable Loss	Ant Factor	Preamp Factor	Read Level	Limit Level	Over Limit	Remark
	MHz	dB	dB/m	dB	dBuV	dBuV/m	dBuV/m	dB
1	1249.269	3.67	25.09	38.35	40.15	88.20	-57.64	peak
2	1578.822	4.17	26.88	38.40	39.37	74.00	-41.98	peak
3	4405.090	7.06	34.74	35.79	36.74	88.20	-45.45	peak
4	8638.399	11.29	36.90	37.24	37.58	74.00	-25.47	peak
5	13710.000	13.72	39.12	37.23	34.78	74.00	-23.61	peak
6	17844.590	15.06	43.90	37.64	30.55	88.20	-36.33	peak



Unless otherwise agreed in writing, this document is issued by the Company subject to its General Conditions of Service printed overleaf, available on request or accessible at <https://www.sgs.com/en/Terms-and-Conditions>. Attention is drawn to the limitation of liability, indemnification and jurisdiction issues defined therein. Any holder of this document is advised that information contained hereon reflects the Company's findings at the time of its intervention only and within the limits of Client's instructions, if any. The Company's sole responsibility is to its Client and this document does not exonerate parties to a transaction from exercising all their rights and obligations under the transaction documents. This document cannot be reproduced except in full, without prior written approval of the Company. Any unauthorized alteration, forgery or falsification of the content or appearance of this document is unlawful and offenders may be prosecuted to the fullest extent of the law. Unless otherwise stated the results shown in this test report refer only to the sample(s) tested and such sample(s) are retained for 30 days only.

Test Mode: 08; Polarity: Horizontal; Modulation:802.11ax(Full RU0); Bandwidth:40MHz; Channel:Low



Site : chamber
 Condition: 3m HORIZONTAL
 Job No : 04146AT
 Mode : 6565 TX RSE
 Note : 6E WIFI 11AX40

	Freq	Cable Loss	Ant Factor	Preamp Factor	Read Level	Limit Level	Over Limit	Remark
	MHz	dB	dB/m	dB	dBuV	dBuV/m	dBuV/m	dB
1	1217.190	3.61	24.64	38.34	40.33	74.00	-43.76	peak
2	1569.721	4.16	26.92	38.40	39.27	74.00	-42.05	peak
3	4379.699	7.04	34.64	35.81	37.05	74.00	-31.08	peak
4	8663.404	11.33	36.90	37.27	37.71	74.00	-25.33	peak
5	13130.000	13.58	38.46	37.26	35.35	74.00	-23.87	peak
6	17844.590	15.06	43.90	37.64	29.12	88.20	-37.76	peak

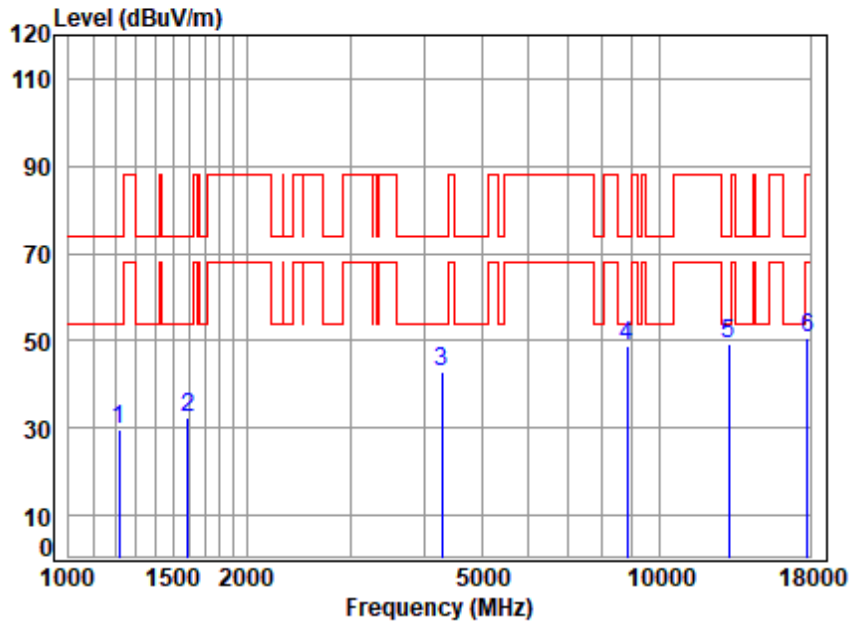


Unless otherwise agreed in writing, this document is issued by the Company subject to its General Conditions of Service printed overleaf, available on request or accessible at <https://www.sgs.com/en/Terms-and-Conditions>. Attention is drawn to the limitation of liability, indemnification and jurisdiction issues defined therein. Any holder of this document is advised that information contained hereon reflects the Company's findings at the time of its intervention only and within the limits of Client's instructions, if any. The Company's sole responsibility is to its Client and this document does not exonerate parties to a transaction from exercising all their rights and obligations under the transaction documents. This document cannot be reproduced except in full, without prior written approval of the Company. Any unauthorized alteration, forgery or falsification of the content or appearance of this document is unlawful and offenders may be prosecuted to the fullest extent of the law. Unless otherwise stated the results shown in this test report refer only to the sample(s) tested and such sample(s) are retained for 30 days only.

Attention: To check the authenticity of testing /inspection report & certificate, please contact us at telephone: (86-755) 8307 1443, or email: CN.Doccheck@sgs.com

No.1 Workshop, M-10, Middle Section, Science & Technology Park, Nanshan District, Shenzhen, Guangdong, China 518057 t (86-755) 26012053 f (86-755) 26710594 www.sgs.com.cn
 中国·广东·深圳市南山区科技园中区M-10栋1号厂房 邮编: 518057 t (86-755) 26012053 f (86-755) 26710594 sgs.china@sgs.com

Test Mode: 08; Polarity: Vertical; Modulation:802.11ax(Full RU0); Bandwidth:40MHz; Channel:Low



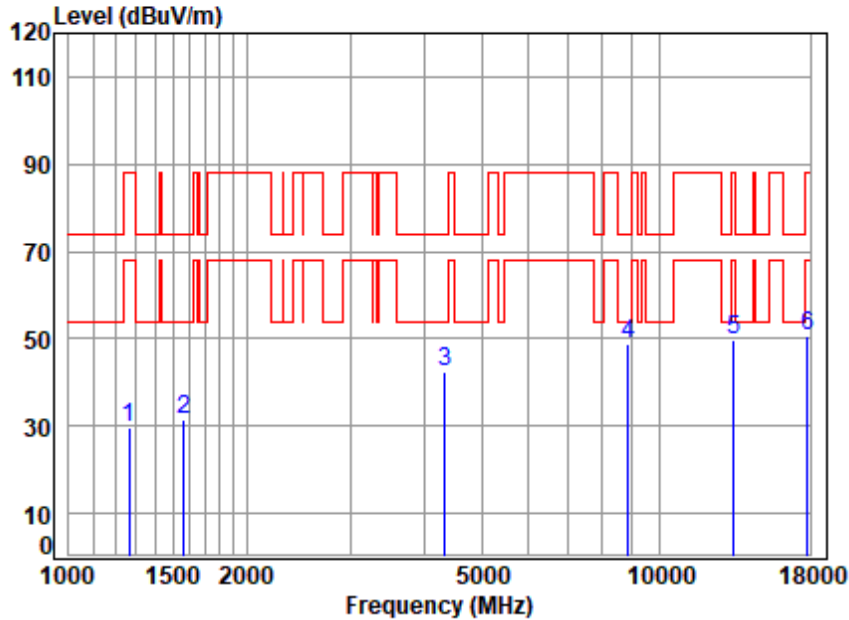
Site : chamber
 Condition: 3m VERTICAL
 Job No : 04146AT
 Mode : 6565 TX RSE
 Note : 6E WIFI 11AX40

	Freq	Cable Loss	Ant Factor	Preamp Factor	Read Level	Limit Level	Over Line	Over Limit	Remark
	MHz	dB	dB/m	dB	dBuV	dBuV/m	dBuV/m	dB	
1	1217.190	3.61	24.64	38.34	39.72	29.63	74.00	-44.37	peak
2	1592.571	4.19	26.83	38.40	39.82	32.44	74.00	-41.56	peak
3	4291.977	6.99	33.97	35.88	37.74	42.82	74.00	-31.18	peak
4	8814.957	11.60	37.13	37.42	37.58	48.89	74.00	-25.11	peak
5	13130.000	13.58	38.46	37.26	34.50	49.28	74.00	-24.72	peak
6	17844.590	15.06	43.90	37.64	29.27	50.59	88.20	-37.61	peak



Unless otherwise agreed in writing, this document is issued by the Company subject to its General Conditions of Service printed overleaf, available on request or accessible at <https://www.sgs.com/en/Terms-and-Conditions>. Attention is drawn to the limitation of liability, indemnification and jurisdiction issues defined therein. Any holder of this document is advised that information contained hereon reflects the Company's findings at the time of its intervention only and within the limits of Client's instructions, if any. The Company's sole responsibility is to its Client and this document does not exonerate parties to a transaction from exercising all their rights and obligations under the transaction documents. This document cannot be reproduced except in full, without prior written approval of the Company. Any unauthorized alteration, forgery or falsification of the content or appearance of this document is unlawful and offenders may be prosecuted to the fullest extent of the law. Unless otherwise stated the results shown in this test report refer only to the sample(s) tested and such sample(s) are retained for 30 days only.

Test Mode: 08; Polarity: Horizontal; Modulation:802.11ax(Full RU0); Bandwidth:40MHz; Channel:middle



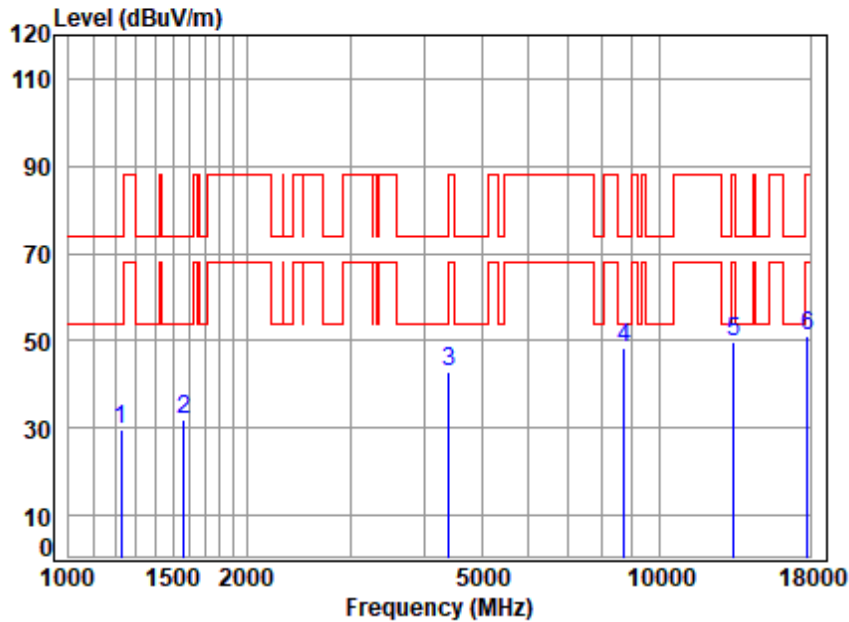
Site : chamber
 Condition: 3m HORIZONTAL
 Job No : 04146AT
 Mode : 6685 TX RSE
 Note : 6E WIFI 11AX40

	Freq	Cable Loss	Ant Factor	Preamp Factor	Read Level	Level	Limit Line	Over Limit	Remark
	MHz	dB	dB/m	dB	dBuV	dBuV/m	dBuV/m	dB	
1	1263.796	3.69	25.02	38.35	39.50	29.86	88.20	-58.34	peak
2	1565.191	4.15	26.94	38.40	38.97	31.66	74.00	-42.34	peak
3	4329.354	7.01	34.23	35.85	37.14	42.53	74.00	-31.47	peak
4 q	8840.473	11.64	37.18	37.45	37.59	48.96	74.00	-25.04	peak
5	13370.000	13.64	38.74	37.25	34.45	49.58	88.20	-38.62	peak
6	17793.090	15.03	43.89	37.63	29.58	50.87	88.20	-37.33	peak



Unless otherwise agreed in writing, this document is issued by the Company subject to its General Conditions of Service printed overleaf, available on request or accessible at <https://www.sgs.com/en/Terms-and-Conditions>. Attention is drawn to the limitation of liability, indemnification and jurisdiction issues defined therein. Any holder of this document is advised that information contained hereon reflects the Company's findings at the time of its intervention only and within the limits of Client's instructions, if any. The Company's sole responsibility is to its Client and this document does not exonerate parties to a transaction from exercising all their rights and obligations under the transaction documents. This document cannot be reproduced except in full, without prior written approval of the Company. Any unauthorized alteration, forgery or falsification of the content or appearance of this document is unlawful and offenders may be prosecuted to the fullest extent of the law. Unless otherwise stated the results shown in this test report refer only to the sample(s) tested and such sample(s) are retained for 30 days only.

Test Mode: 08; Polarity: Vertical; Modulation:802.11ax(Full RU0); Bandwidth:40MHz; Channel:middle



Site : chamber
 Condition: 3m VERTICAL
 Job No : 04146AT
 Mode : 6685 TX RSE
 Note : 6E WIFI 11AX40

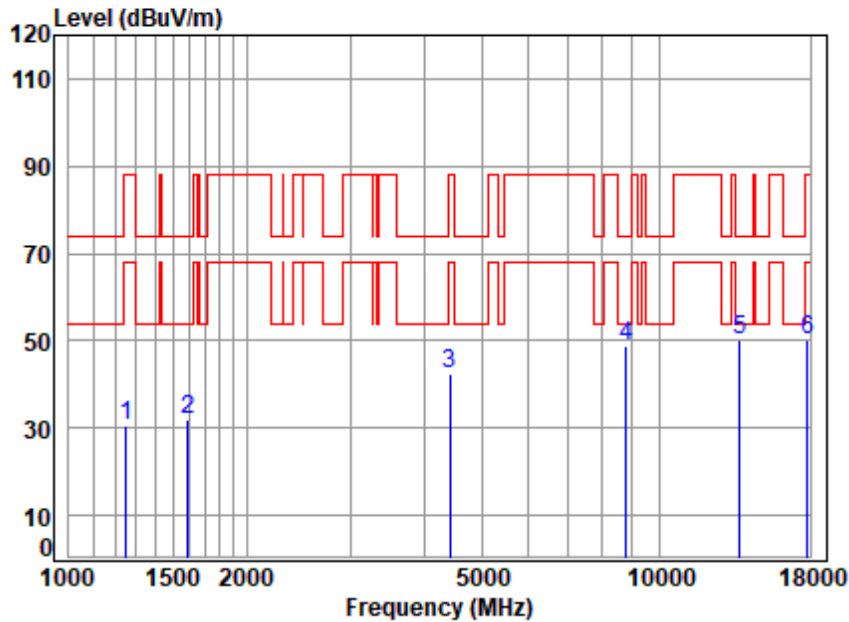
	Freq	Cable Loss	Ant Factor	Preamp Factor	Read Level	Level	Limit	Over	Remark
	MHz	dB	dB/m	dB	dBuV	dBuV/m	dBuV/m	dB	
1	1227.791	3.63	24.79	38.34	39.76	29.84	74.00	-44.16	peak
2	1569.721	4.16	26.92	38.40	39.38	32.06	74.00	-41.94	peak
3	4405.090	7.06	34.74	35.79	36.92	42.93	88.20	-45.27	peak
4 q	8713.630	11.42	36.90	37.32	37.59	48.59	74.00	-25.41	peak
5	13370.000	13.64	38.74	37.25	34.53	49.66	88.20	-38.54	peak
6	17844.590	15.06	43.90	37.64	29.65	50.97	88.20	-37.23	peak



Unless otherwise agreed in writing, this document is issued by the Company subject to its General Conditions of Service printed overleaf, available on request or accessible at <https://www.sgs.com/en/Terms-and-Conditions>. Attention is drawn to the limitation of liability, indemnification and jurisdiction issues defined therein. Any holder of this document is advised that information contained hereon reflects the Company's findings at the time of its intervention only and within the limits of Client's instructions, if any. The Company's sole responsibility is to its Client and this document does not exonerate parties to a transaction from exercising all their rights and obligations under the transaction documents. This document cannot be reproduced except in full, without prior written approval of the Company. Any unauthorized alteration, forgery or falsification of the content or appearance of this document is unlawful and offenders may be prosecuted to the fullest extent of the law. Unless otherwise stated the results shown in this test report refer only to the sample(s) tested and such sample(s) are retained for 30 days only.

Attention: To check the authenticity of testing /inspection report & certificate, please contact us at telephone: (86-755) 8307 1443, or email: CN.Doccheck@sgs.com
 No.1 Workshop, M-10, Middle Section, Science & Technology Park, Nanshan District, Shenzhen, Guangdong, China 518057 t (86-755) 26012053 f (86-755) 26710594 www.sgs.com.cn
 中国·广东·深圳市南山区科技园中区M-10栋1号厂房 邮编: 518057 t (86-755) 26012053 f (86-755) 26710594 sgs.china@sgs.com

Test Mode: 08; Polarity: Horizontal; Modulation:802.11ax(Full RU0); Bandwidth:40MHz; Channel:High



Site : chamber
 Condition: 3m HORIZONTAL
 Job No : 04146AT
 Mode : 6845 TX RSE
 Note : 6E WIFI 11AX40

	Freq	Cable Loss	Ant Factor	Preamp Factor	Read Level	Limit Level	Over Limit	Remark
	MHz	dB	dB/m	dB	dBuV	dBuV/m	dBuV/m	dB
1	1249.269	3.67	25.09	38.35	40.20	30.61	88.20	-57.59 peak
2	1592.571	4.19	26.83	38.40	39.25	31.87	74.00	-42.13 peak
3	4417.841	7.07	34.59	35.78	36.48	42.36	88.20	-45.84 peak
4	8789.516	11.55	37.06	37.40	37.69	48.90	74.00	-25.10 peak
5	q13690.000	13.72	39.08	37.23	34.63	50.20	74.00	-23.80 peak
6	17844.590	15.06	43.90	37.64	29.09	50.41	88.20	-37.79 peak

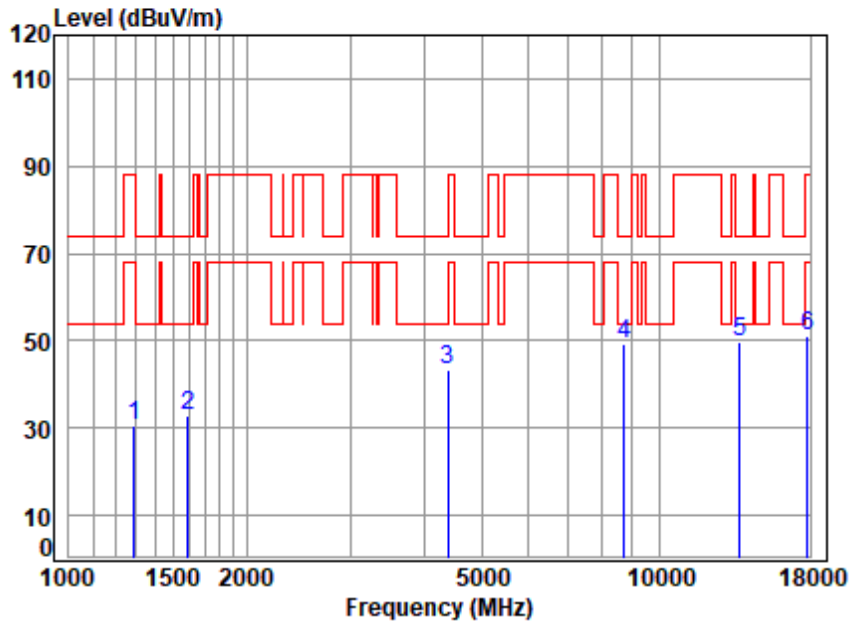


Unless otherwise agreed in writing, this document is issued by the Company subject to its General Conditions of Service printed overleaf, available on request or accessible at <https://www.sgs.com/en/Terms-and-Conditions>. Attention is drawn to the limitation of liability, indemnification and jurisdiction issues defined therein. Any holder of this document is advised that information contained hereon reflects the Company's findings at the time of its intervention only and within the limits of Client's instructions, if any. The Company's sole responsibility is to its Client and this document does not exonerate parties to a transaction from exercising all their rights and obligations under the transaction documents. This document cannot be reproduced except in full, without prior written approval of the Company. Any unauthorized alteration, forgery or falsification of the content or appearance of this document is unlawful and offenders may be prosecuted to the fullest extent of the law. Unless otherwise stated the results shown in this test report refer only to the sample(s) tested and such sample(s) are retained for 30 days only.

Attention: To check the authenticity of testing /inspection report & certificate, please contact us at telephone: (86-755) 8307 1443, or email: CN.Doccheck@sgs.com

No.1 Workshop, M-10, Middle Section, Science & Technology Park, Nanshan District, Shenzhen, Guangdong, China 518057 t (86-755) 26012053 f (86-755) 26710594 www.sgs.com.cn
 中国·广东·深圳市南山区科技园中区M-10栋1号厂房 邮编: 518057 t (86-755) 26012053 f (86-755) 26710594 sgs.china@sgs.com

Test Mode: 08; Polarity: Vertical; Modulation:802.11ax(Full RU0); Bandwidth:40MHz; Channel:High



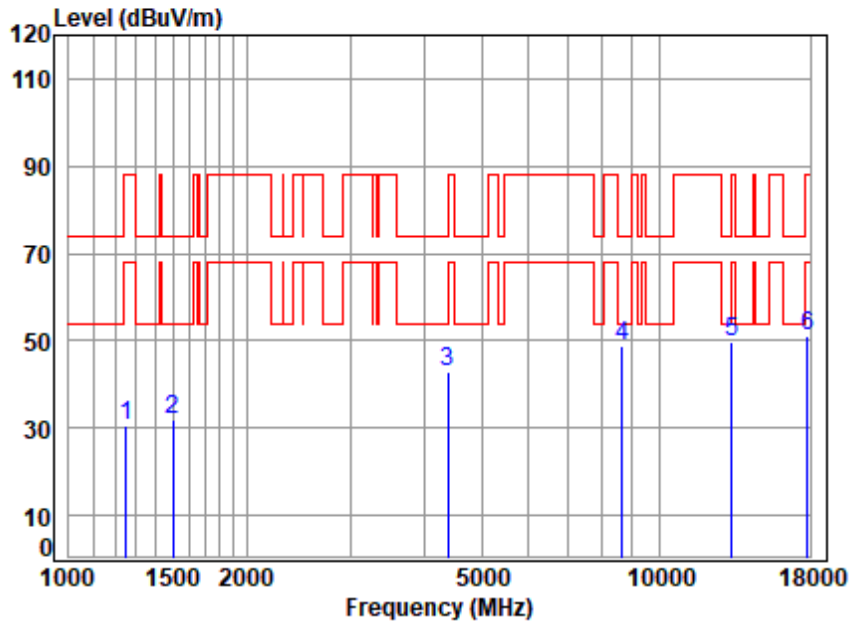
Site : chamber
 Condition: 3m VERTICAL
 Job No : 04146AT
 Mode : 6845 TX RSE
 Note : 6E WIFI 11AX40

	Freq	Cable Loss	Ant Factor	Preamp Factor	Read Level	Limit Level	Over Limit	Remark
	MHz	dB	dB/m	dB	dBuV	dBuV/m	dBuV/m	dB
1	1289.627	3.74	24.86	38.36	40.28	88.20	-57.68	peak
2	1592.571	4.19	26.83	38.40	40.39	74.00	-40.99	peak
3	4379.699	7.04	34.64	35.81	37.39	74.00	-30.74	peak
4	8713.630	11.42	36.90	37.32	38.27	74.00	-24.73	peak
5	13690.000	13.72	39.08	37.23	34.27	74.00	-24.16	peak
6	17844.590	15.06	43.90	37.64	29.62	88.20	-37.26	peak



Unless otherwise agreed in writing, this document is issued by the Company subject to its General Conditions of Service printed overleaf, available on request or accessible at <https://www.sgs.com/en/Terms-and-Conditions>. Attention is drawn to the limitation of liability, indemnification and jurisdiction issues defined therein. Any holder of this document is advised that information contained hereon reflects the Company's findings at the time of its intervention only and within the limits of Client's instructions, if any. The Company's sole responsibility is to its Client and this document does not exonerate parties to a transaction from exercising all their rights and obligations under the transaction documents. This document cannot be reproduced except in full, without prior written approval of the Company. Any unauthorized alteration, forgery or falsification of the content or appearance of this document is unlawful and offenders may be prosecuted to the fullest extent of the law. Unless otherwise stated the results shown in this test report refer only to the sample(s) tested and such sample(s) are retained for 30 days only.

Test Mode: 08; Polarity: Horizontal; Modulation:802.11ax(Full RU0); Bandwidth:80MHz; Channel:Low



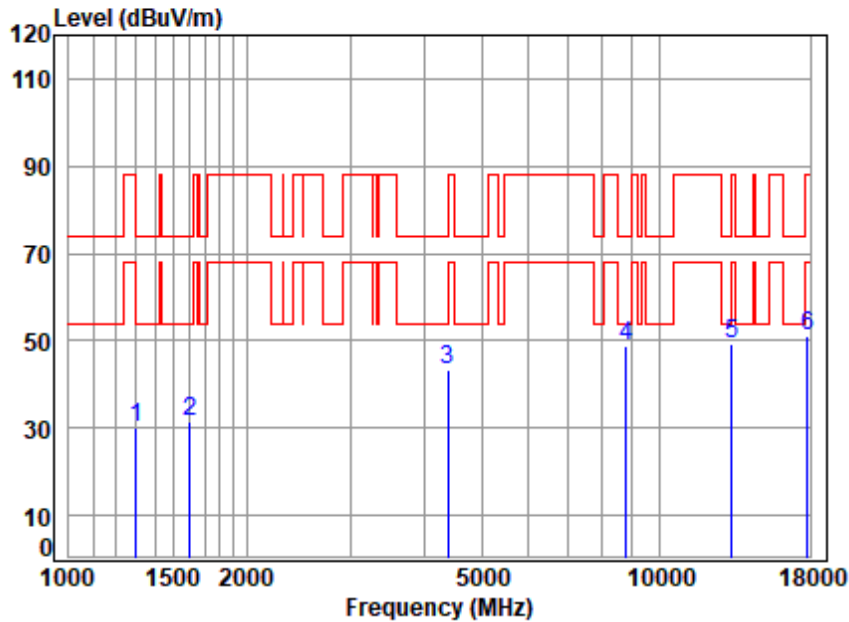
Site : chamber
 Condition: 3m HORIZONTAL
 Job No : 04146AT
 Mode : 6625 TX RSE
 Note : 6E WIFI 11AX80

	Cable	Ant	Preamp	Read	Limit	Over		
Freq	Loss	Factor	Factor	Level	Level	Line	Limit	Remark
MHz	dB	dB/m	dB	dBuV	dBuV/m	dBuV/m	dB	
1	1252.885	3.67	25.08	38.35	39.97	30.37	88.20	-57.83 peak
2	1498.781	4.06	26.77	38.39	39.41	31.85	74.00	-42.15 peak
3	4392.376	7.05	34.74	35.80	36.91	42.90	74.00	-31.10 peak
4	8663.404	11.33	36.90	37.27	37.64	48.60	74.00	-25.40 peak
5	13250.000	13.61	38.60	37.25	34.67	49.63	74.00	-24.37 peak
6	17844.590	15.06	43.90	37.64	29.77	51.09	88.20	-37.11 peak



Unless otherwise agreed in writing, this document is issued by the Company subject to its General Conditions of Service printed overleaf, available on request or accessible at <https://www.sgs.com/en/Terms-and-Conditions>. Attention is drawn to the limitation of liability, indemnification and jurisdiction issues defined therein. Any holder of this document is advised that information contained hereon reflects the Company's findings at the time of its intervention only and within the limits of Client's instructions, if any. The Company's sole responsibility is to its Client and this document does not exonerate parties to a transaction from exercising all their rights and obligations under the transaction documents. This document cannot be reproduced except in full, without prior written approval of the Company. Any unauthorized alteration, forgery or falsification of the content or appearance of this document is unlawful and offenders may be prosecuted to the fullest extent of the law. Unless otherwise stated the results shown in this test report refer only to the sample(s) tested and such sample(s) are retained for 30 days only.

Test Mode: 08; Polarity: Vertical; Modulation:802.11ax(Full RU0); Bandwidth:80MHz; Channel:Low



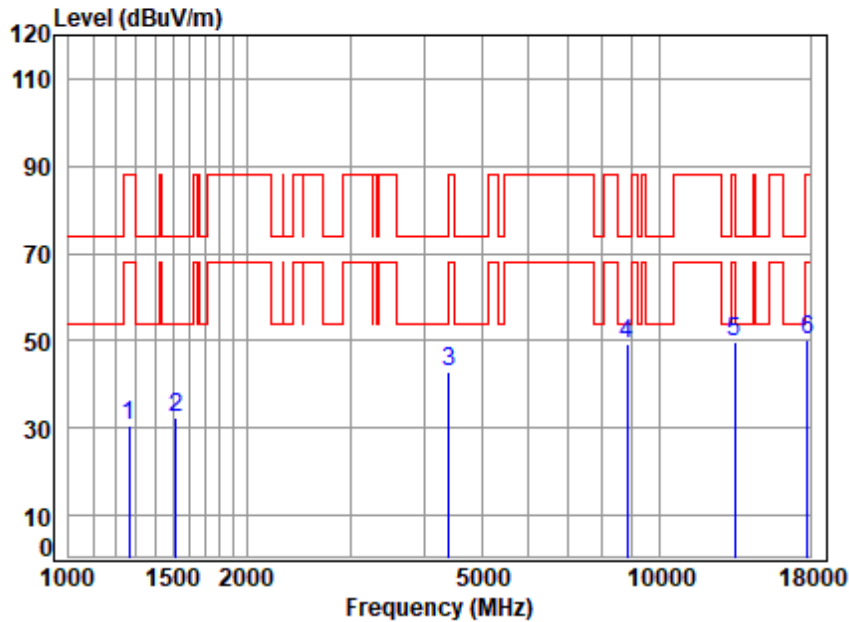
Site : chamber
 Condition: 3m VERTICAL
 Job No : 04146AT
 Mode : 6625 TX RSE
 Note : 6E WIFI 11AX80

	Freq	Cable Loss	Ant Factor	Preamp Factor	Read Level	Level	Limit Line	Over Limit	Remark
	MHz	dB	dB/m	dB	dBuV	dBuV/m	dBuV/m	dB	
1	1300.858	3.76	24.79	38.36	39.95	30.14	74.00	-43.86	peak
2	1601.804	4.20	26.78	38.40	38.84	31.42	74.00	-42.58	peak
3	4379.699	7.04	34.64	35.81	37.26	43.13	74.00	-30.87	peak
4	8789.516	11.55	37.06	37.40	37.62	48.83	74.00	-25.17	peak
5	13250.000	13.61	38.60	37.25	34.48	49.44	74.00	-24.56	peak
6	17844.590	15.06	43.90	37.64	29.59	50.91	88.20	-37.29	peak



Unless otherwise agreed in writing, this document is issued by the Company subject to its General Conditions of Service printed overleaf, available on request or accessible at <https://www.sgs.com/en/Terms-and-Conditions>. Attention is drawn to the limitation of liability, indemnification and jurisdiction issues defined therein. Any holder of this document is advised that information contained hereon reflects the Company's findings at the time of its intervention only and within the limits of Client's instructions, if any. The Company's sole responsibility is to its Client and this document does not exonerate parties to a transaction from exercising all their rights and obligations under the transaction documents. This document cannot be reproduced except in full, without prior written approval of the Company. Any unauthorized alteration, forgery or falsification of the content or appearance of this document is unlawful and offenders may be prosecuted to the fullest extent of the law. Unless otherwise stated the results shown in this test report refer only to the sample(s) tested and such sample(s) are retained for 30 days only.

Test Mode: 08; Polarity: Horizontal; Modulation:802.11ax(Full RU0); Bandwidth:80MHz; Channel:middle



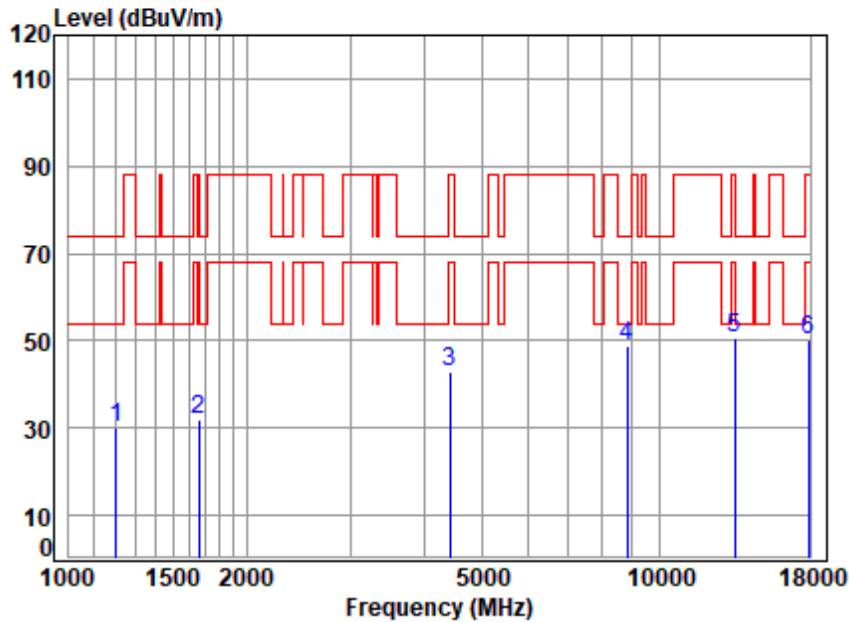
Site : chamber
 Condition: 3m HORIZONTAL
 Job No : 04146AT
 Mode : 6705 TX RSE
 Note : 6E WIFI 11AX80

	Freq	Cable Loss	Ant Factor	Preamp Factor	Read Level	Limit Level	Over Limit	Remark
	MHz	dB	dB/m	dB	dBuV	dBuV/m	dBuV/m	dB
1	1263.796	3.69	25.02	38.35	40.14	30.50	88.20	-57.70 peak
2	1520.598	4.09	26.88	38.39	39.61	32.19	74.00	-41.81 peak
3	4405.090	7.06	34.74	35.79	36.90	42.91	88.20	-45.29 peak
4	8814.957	11.60	37.13	37.42	37.76	49.07	74.00	-24.93 peak
5	13410.000	13.65	38.80	37.24	34.55	49.76	74.00	-24.24 peak
6	17844.590	15.06	43.90	37.64	29.02	50.34	88.20	-37.86 peak



Unless otherwise agreed in writing, this document is issued by the Company subject to its General Conditions of Service printed overleaf, available on request or accessible at <https://www.sgs.com/en/Terms-and-Conditions>. Attention is drawn to the limitation of liability, indemnification and jurisdiction issues defined therein. Any holder of this document is advised that information contained hereon reflects the Company's findings at the time of its intervention only and within the limits of Client's instructions, if any. The Company's sole responsibility is to its Client and this document does not exonerate parties to a transaction from exercising all their rights and obligations under the transaction documents. This document cannot be reproduced except in full, without prior written approval of the Company. Any unauthorized alteration, forgery or falsification of the content or appearance of this document is unlawful and offenders may be prosecuted to the fullest extent of the law. Unless otherwise stated the results shown in this test report refer only to the sample(s) tested and such sample(s) are retained for 30 days only.

Test Mode: 08; Polarity: Vertical; Modulation:802.11ax(Full RU0); Bandwidth:80MHz; Channel:middle



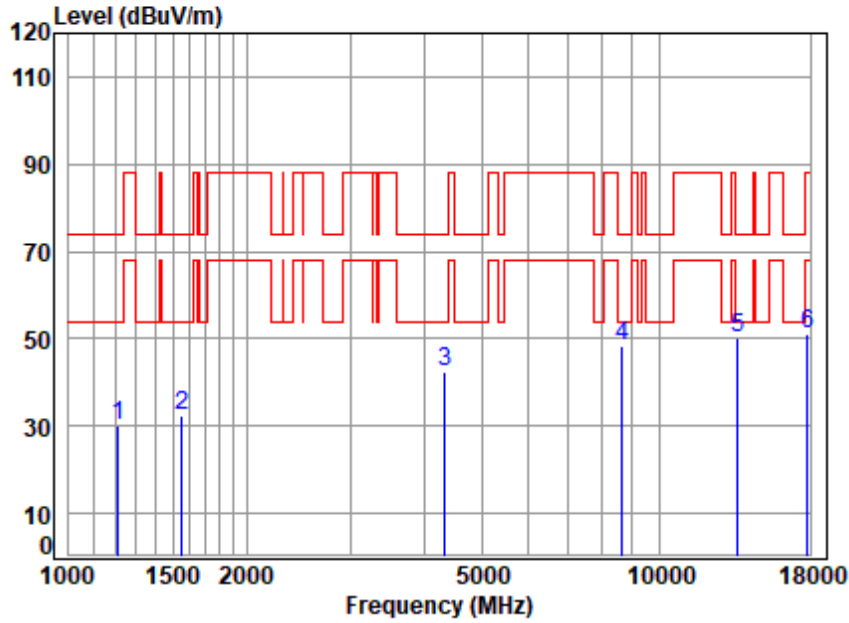
Site : chamber
 Condition: 3m VERTICAL
 Job No : 04146AT
 Mode : 6705 TX RSE
 Note : 6E WIFI 11AX80

	Freq	Cable Loss	Ant Factor	Preamp Factor	Read Level	Limit Level	Over Limit	Remark
	MHz	dB	dB/m	dB	dBuV	dBuV/m	dBuV/m	dB
1	1203.199	3.59	24.44	38.34	40.35	74.00	-43.96	peak
2	1663.137	4.28	26.27	38.41	39.75	74.00	-42.11	peak
3	4417.841	7.07	34.59	35.78	37.03	88.20	-45.29	peak
4	8814.957	11.60	37.13	37.42	37.37	74.00	-25.32	peak
5	13410.000	13.65	38.80	37.24	35.59	74.00	-23.20	peak
6	17896.250	15.09	43.90	37.64	29.07	88.20	-37.78	peak



Unless otherwise agreed in writing, this document is issued by the Company subject to its General Conditions of Service printed overleaf, available on request or accessible at <https://www.sgs.com/en/Terms-and-Conditions>. Attention is drawn to the limitation of liability, indemnification and jurisdiction issues defined therein. Any holder of this document is advised that information contained hereon reflects the Company's findings at the time of its intervention only and within the limits of Client's instructions, if any. The Company's sole responsibility is to its Client and this document does not exonerate parties to a transaction from exercising all their rights and obligations under the transaction documents. This document cannot be reproduced except in full, without prior written approval of the Company. Any unauthorized alteration, forgery or falsification of the content or appearance of this document is unlawful and offenders may be prosecuted to the fullest extent of the law. Unless otherwise stated the results shown in this test report refer only to the sample(s) tested and such sample(s) are retained for 30 days only.

Test Mode: 08; Polarity: Horizontal; Modulation:802.11ax(Full RU0); Bandwidth:80MHz; Channel:High



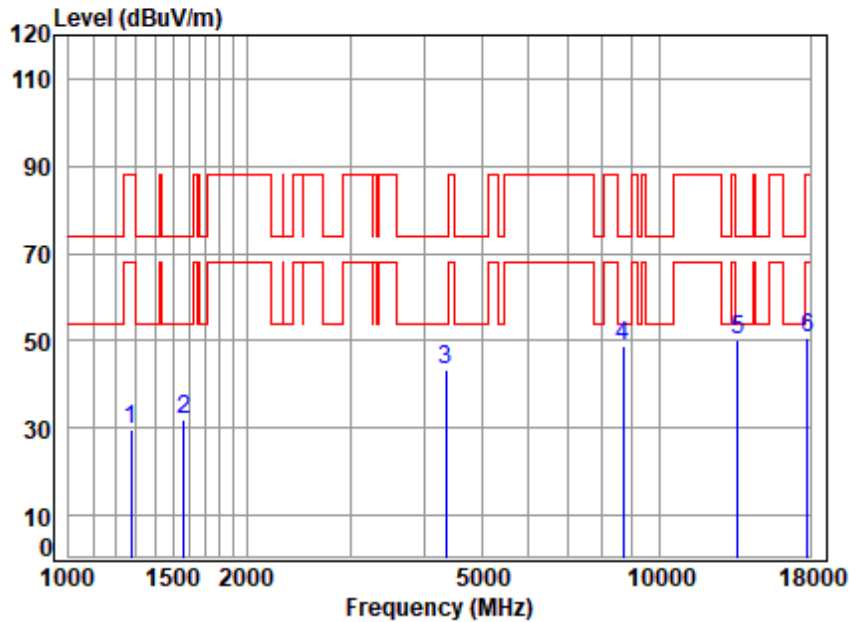
Site : chamber
 Condition: 3m HORIZONTAL
 Job No : 04146AT
 Mode : 6785 TX RSE
 Note : 6E WIFI 11AX80

	Freq	Cable Loss	Ant Factor	Preamp Factor	Read Level	Limit Level	Over Limit	Remark
	MHz	dB	dB/m	dB	dBuV	dBuV/m	dBuV/m	dB
1	1213.677	3.61	24.59	38.34	40.32	74.00	-43.82	peak
2	1551.677	4.13	26.99	38.40	39.55	74.00	-41.73	peak
3	4329.354	7.01	34.23	35.85	37.13	74.00	-31.48	peak
4	8638.399	11.29	36.90	37.24	37.47	74.00	-25.58	peak
5	13570.000	13.69	38.87	37.24	34.86	74.00	-23.82	peak
6	17844.590	15.06	43.90	37.64	29.81	88.20	-37.07	peak



Unless otherwise agreed in writing, this document is issued by the Company subject to its General Conditions of Service printed overleaf, available on request or accessible at <https://www.sgs.com/en/Terms-and-Conditions>. Attention is drawn to the limitation of liability, indemnification and jurisdiction issues defined therein. Any holder of this document is advised that information contained hereon reflects the Company's findings at the time of its intervention only and within the limits of Client's instructions, if any. The Company's sole responsibility is to its Client and this document does not exonerate parties to a transaction from exercising all their rights and obligations under the transaction documents. This document cannot be reproduced except in full, without prior written approval of the Company. Any unauthorized alteration, forgery or falsification of the content or appearance of this document is unlawful and offenders may be prosecuted to the fullest extent of the law. Unless otherwise stated the results shown in this test report refer only to the sample(s) tested and such sample(s) are retained for 30 days only.

Test Mode: 08; Polarity: Vertical; Modulation:802.11ax(Full RU0); Bandwidth:80MHz; Channel:High



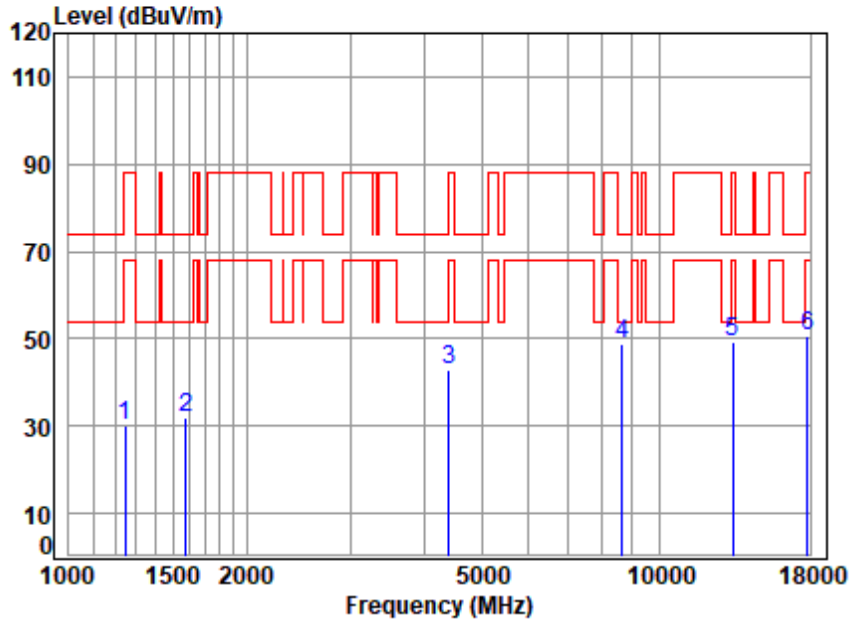
Site : chamber
 Condition: 3m VERTICAL
 Job No : 04146AT
 Mode : 6785 TX RSE
 Note : 6E WIFI 11AX80

	Freq	Cable Loss	Ant Factor	Preamp Factor	Read Level	Level	Limit Line	Over Limit	Remark
	MHz	dB	dB/m	dB	dBuV	dBuV/m	dBuV/m	dB	
1	1274.802	3.71	24.95	38.35	39.47	29.78	88.20	-58.42	peak
2	1565.191	4.15	26.94	38.40	39.27	31.96	74.00	-42.04	peak
3	4354.454	7.03	34.44	35.83	37.77	43.41	74.00	-30.59	peak
4	8688.480	11.38	36.90	37.30	38.01	48.99	74.00	-25.01	peak
5	13570.000	13.69	38.87	37.24	34.92	50.24	74.00	-23.76	peak
6	17844.590	15.06	43.90	37.64	29.50	50.82	88.20	-37.38	peak



Unless otherwise agreed in writing, this document is issued by the Company subject to its General Conditions of Service printed overleaf, available on request or accessible at <https://www.sgs.com/en/Terms-and-Conditions>. Attention is drawn to the limitation of liability, indemnification and jurisdiction issues defined therein. Any holder of this document is advised that information contained hereon reflects the Company's findings at the time of its intervention only and within the limits of Client's instructions, if any. The Company's sole responsibility is to its Client and this document does not exonerate parties to a transaction from exercising all their rights and obligations under the transaction documents. This document cannot be reproduced except in full, without prior written approval of the Company. Any unauthorized alteration, forgery or falsification of the content or appearance of this document is unlawful and offenders may be prosecuted to the fullest extent of the law. Unless otherwise stated the results shown in this test report refer only to the sample(s) tested and such sample(s) are retained for 30 days only.

Test Mode: 08; Polarity: Horizontal; Modulation:802.11ax(Full RU0); Bandwidth:160MHz; Channel:middle



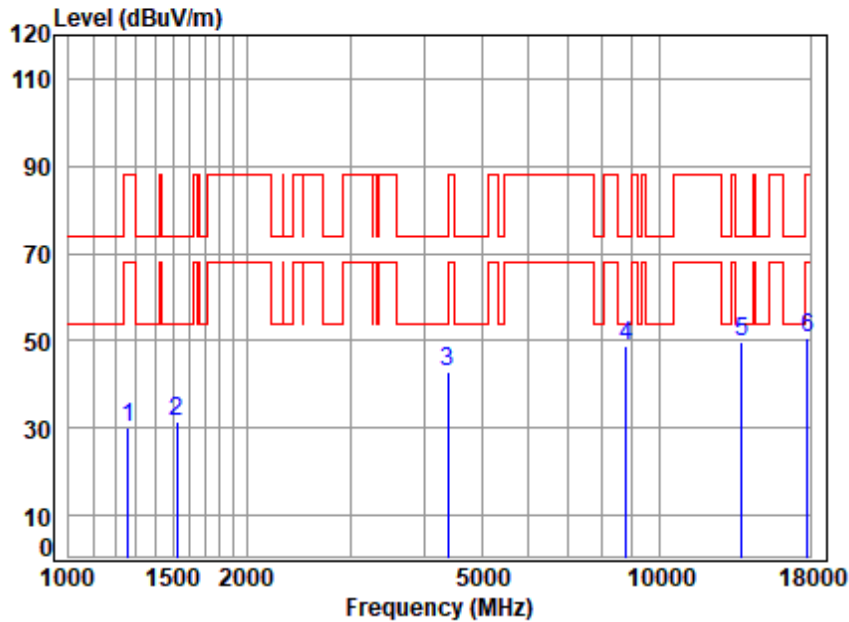
Site : chamber
 Condition: 3m HORIZONTAL
 Job No : 04146AT
 Mode : 6665 TX RSE
 Note : 6E WIFI 11AX160

	Freq	Cable Loss	Ant Factor	Preamp Factor	Read Level	Limit Level	Over Limit	Remark
	MHz	dB	dB/m	dB	dBuV	dBuV/m	dBuV/m	dB
1	1245.663	3.66	25.04	38.35	39.98	88.20	-57.87	peak
2	1578.822	4.17	26.88	38.40	39.24	74.00	-42.11	peak
3	4405.090	7.06	34.74	35.79	36.82	88.20	-45.37	peak
4 q	8663.404	11.33	36.90	37.27	37.72	74.00	-25.32	peak
5	13330.000	13.63	38.66	37.25	34.37	88.20	-38.79	peak
6	17844.590	15.06	43.90	37.64	29.25	88.20	-37.63	peak



Unless otherwise agreed in writing, this document is issued by the Company subject to its General Conditions of Service printed overleaf, available on request or accessible at <https://www.sgs.com/en/Terms-and-Conditions>. Attention is drawn to the limitation of liability, indemnification and jurisdiction issues defined therein. Any holder of this document is advised that information contained hereon reflects the Company's findings at the time of its intervention only and within the limits of Client's instructions, if any. The Company's sole responsibility is to its Client and this document does not exonerate parties to a transaction from exercising all their rights and obligations under the transaction documents. This document cannot be reproduced except in full, without prior written approval of the Company. Any unauthorized alteration, forgery or falsification of the content or appearance of this document is unlawful and offenders may be prosecuted to the fullest extent of the law. Unless otherwise stated the results shown in this test report refer only to the sample(s) tested and such sample(s) are retained for 30 days only.

Test Mode: 09; Polarity: Horizontal; Modulation:802.11ax(Full RU0); Bandwidth:20MHz; Channel:Low



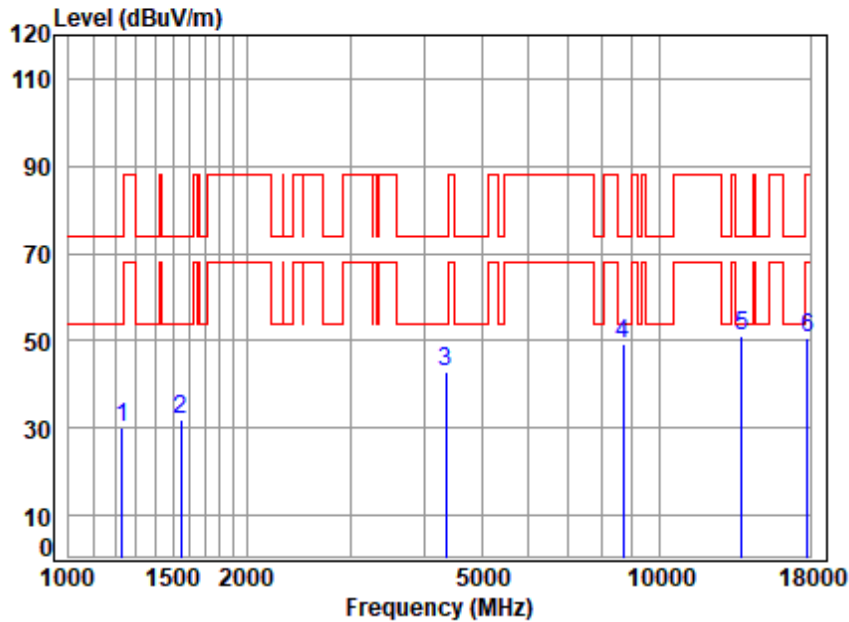
Site : chamber
 Condition: 3m HORIZONTAL
 Job No : 04146AT
 Mode : 6895 TX RSE
 Note : 6E WIFI 11AX20

	Freq	Cable Loss	Ant Factor	Preamp Factor	Read Level	Limit Level	Over Limit	Remark
	MHz	dB	dB/m	dB	dBuV	dBuV/m	dBuV/m	dB
1	1260.149	3.69	25.04	38.35	39.87	30.25	88.20	-57.95 peak
2	1525.000	4.10	26.90	38.39	38.98	31.59	74.00	-42.41 peak
3	4379.699	7.04	34.64	35.81	36.81	42.68	74.00	-31.32 peak
4	8789.516	11.55	37.06	37.40	37.56	48.77	74.00	-25.23 peak
5	13790.000	13.74	39.28	37.22	34.10	49.90	74.00	-24.10 peak
6	17793.090	15.03	43.89	37.63	29.15	50.44	88.20	-37.76 peak



Unless otherwise agreed in writing, this document is issued by the Company subject to its General Conditions of Service printed overleaf, available on request or accessible at <https://www.sgs.com/en/Terms-and-Conditions>. Attention is drawn to the limitation of liability, indemnification and jurisdiction issues defined therein. Any holder of this document is advised that information contained hereon reflects the Company's findings at the time of its intervention only and within the limits of Client's instructions, if any. The Company's sole responsibility is to its Client and this document does not exonerate parties to a transaction from exercising all their rights and obligations under the transaction documents. This document cannot be reproduced except in full, without prior written approval of the Company. Any unauthorized alteration, forgery or falsification of the content or appearance of this document is unlawful and offenders may be prosecuted to the fullest extent of the law. Unless otherwise stated the results shown in this test report refer only to the sample(s) tested and such sample(s) are retained for 30 days only.

Test Mode: 09; Polarity: Vertical; Modulation:802.11ax(Full RU0); Bandwidth:20MHz; Channel:Low



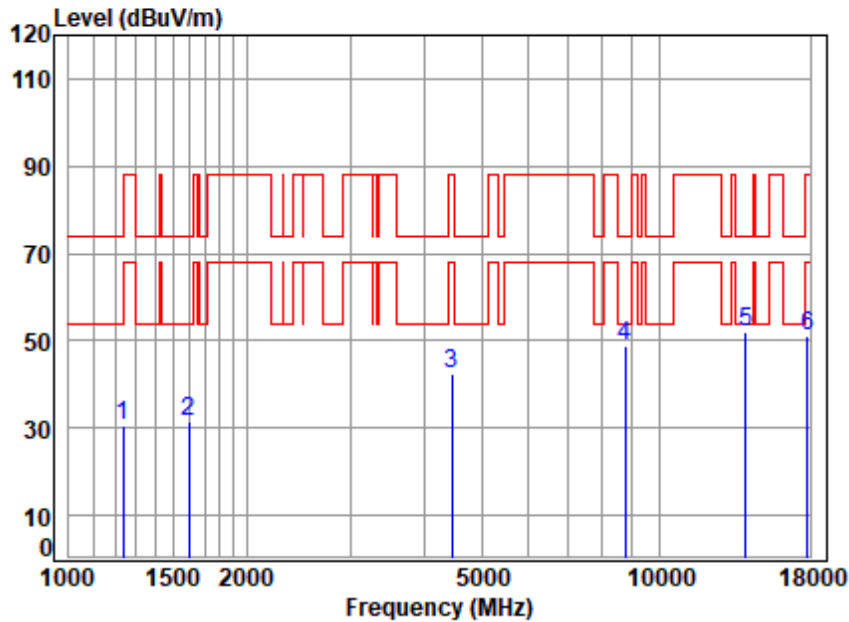
Site : chamber
 Condition: 3m VERTICAL
 Job No : 04146AT
 Mode : 6895 TX RSE
 Note : 6E WIFI 11AX20

	Freq	Cable Loss	Ant Factor	Preamp Factor	Read Level	Level	Limit Line	Over Limit	Remark
	MHz	dB	dB/m	dB	dBuV	dBuV/m	dBuV/m	dB	
1	1231.345	3.64	24.84	38.35	40.11	30.24	74.00	-43.76	peak
2	1547.199	4.13	26.99	38.39	39.08	31.81	74.00	-42.19	peak
3	4354.454	7.03	34.44	35.83	37.28	42.92	74.00	-31.08	peak
4	8688.480	11.38	36.90	37.30	38.47	49.45	74.00	-24.55	peak
5	13790.000	13.74	39.28	37.22	35.22	51.02	74.00	-22.98	peak
6	17844.590	15.06	43.90	37.64	29.34	50.66	88.20	-37.54	peak



Unless otherwise agreed in writing, this document is issued by the Company subject to its General Conditions of Service printed overleaf, available on request or accessible at <https://www.sgs.com/en/Terms-and-Conditions>. Attention is drawn to the limitation of liability, indemnification and jurisdiction issues defined therein. Any holder of this document is advised that information contained hereon reflects the Company's findings at the time of its intervention only and within the limits of Client's instructions, if any. The Company's sole responsibility is to its Client and this document does not exonerate parties to a transaction from exercising all their rights and obligations under the transaction documents. This document cannot be reproduced except in full, without prior written approval of the Company. Any unauthorized alteration, forgery or falsification of the content or appearance of this document is unlawful and offenders may be prosecuted to the fullest extent of the law. Unless otherwise stated the results shown in this test report refer only to the sample(s) tested and such sample(s) are retained for 30 days only.

Test Mode: 09; Polarity: Horizontal; Modulation:802.11ax(Full RU0); Bandwidth:20MHz; Channel:middle



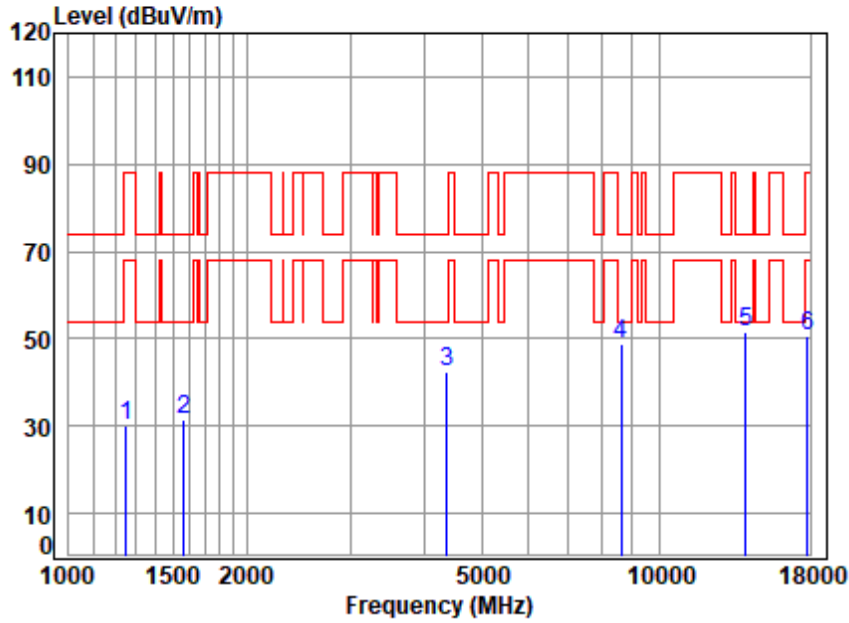
Site : chamber
 Condition: 3m HORIZONTAL
 Job No : 04146AT
 Mode : 6995 TX RSE
 Note : 6E WIFI 11AX20

	Freq	Cable Loss	Ant Factor	Preamp Factor	Read Level	Limit Level	Over Limit	Remark
	MHz	dB	dB/m	dB	dBuV	dBuV/m	dBuV/m	dB
1	1234.909	3.64	24.89	38.35	40.39	30.57	74.00	-43.43 peak
2	1597.181	4.20	26.81	38.40	39.06	31.67	74.00	-42.33 peak
3	4456.315	7.09	34.12	35.76	37.19	42.64	88.20	-45.56 peak
4	8738.852	11.47	36.90	37.35	37.99	49.01	74.00	-24.99 peak
5	13990.000	13.79	39.68	37.21	35.55	51.81	74.00	-22.19 peak
6	17844.590	15.06	43.90	37.64	29.70	51.02	88.20	-37.18 peak



Unless otherwise agreed in writing, this document is issued by the Company subject to its General Conditions of Service printed overleaf, available on request or accessible at <https://www.sgs.com/en/Terms-and-Conditions>. Attention is drawn to the limitation of liability, indemnification and jurisdiction issues defined therein. Any holder of this document is advised that information contained hereon reflects the Company's findings at the time of its intervention only and within the limits of Client's instructions, if any. The Company's sole responsibility is to its Client and this document does not exonerate parties to a transaction from exercising all their rights and obligations under the transaction documents. This document cannot be reproduced except in full, without prior written approval of the Company. Any unauthorized alteration, forgery or falsification of the content or appearance of this document is unlawful and offenders may be prosecuted to the fullest extent of the law. Unless otherwise stated the results shown in this test report refer only to the sample(s) tested and such sample(s) are retained for 30 days only.

Test Mode: 09; Polarity: Vertical; Modulation:802.11ax(Full RU0); Bandwidth:20MHz; Channel:middle



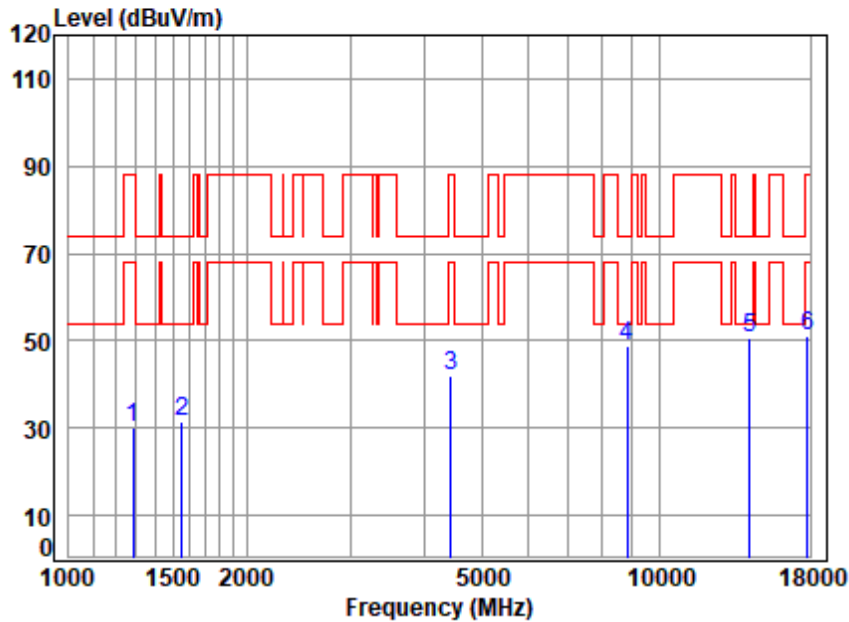
Site : chamber
 Condition: 3m VERTICAL
 Job No : 04146AT
 Mode : 6995 TX RSE
 Note : 6E WIFI 11AX20

	Freq	Cable Loss	Ant Factor	Preamp Factor	Read Level	Limit Level	Over Limit	Remark
	MHz	dB	dB/m	dB	dBuV	dBuV/m	dBuV/m	dB
1	1252.885	3.67	25.08	38.35	39.89	88.20	-57.91	peak
2	1565.191	4.15	26.94	38.40	38.97	74.00	-42.34	peak
3	4367.058	7.04	34.54	35.82	36.66	74.00	-31.58	peak
4	8613.468	11.24	36.90	37.22	37.82	74.00	-25.26	peak
5	13990.000	13.79	39.68	37.21	35.49	74.00	-22.25	peak
6	17844.590	15.06	43.90	37.64	29.16	88.20	-37.72	peak



Unless otherwise agreed in writing, this document is issued by the Company subject to its General Conditions of Service printed overleaf, available on request or accessible at <https://www.sgs.com/en/Terms-and-Conditions>. Attention is drawn to the limitation of liability, indemnification and jurisdiction issues defined therein. Any holder of this document is advised that information contained hereon reflects the Company's findings at the time of its intervention only and within the limits of Client's instructions, if any. The Company's sole responsibility is to its Client and this document does not exonerate parties to a transaction from exercising all their rights and obligations under the transaction documents. This document cannot be reproduced except in full, without prior written approval of the Company. Any unauthorized alteration, forgery or falsification of the content or appearance of this document is unlawful and offenders may be prosecuted to the fullest extent of the law. Unless otherwise stated the results shown in this test report refer only to the sample(s) tested and such sample(s) are retained for 30 days only.

Test Mode: 09; Polarity: Horizontal; Modulation:802.11ax(Full RU0); Bandwidth:20MHz; Channel:High



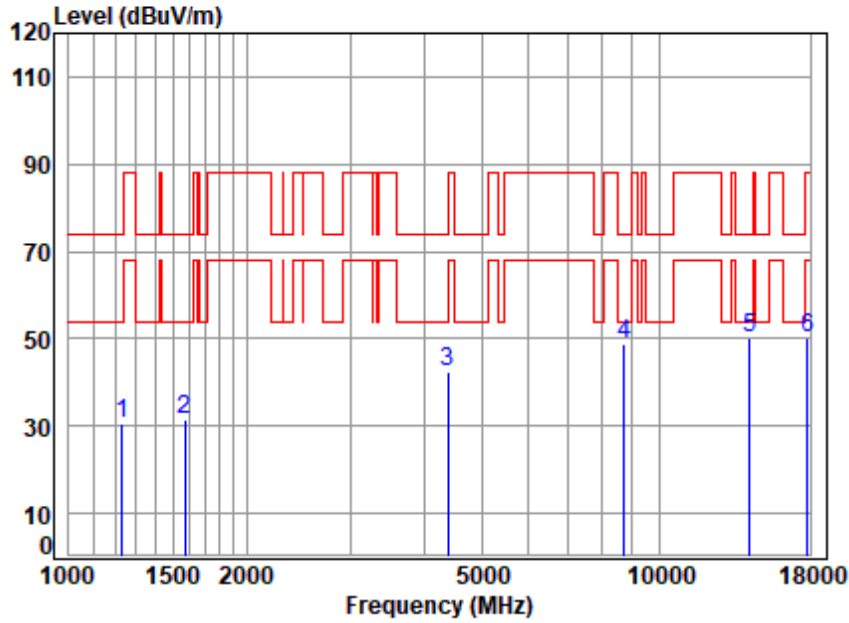
Site : chamber
 Condition: 3m HORIZONTAL
 Job No : 04146AT
 Mode : 7115 TX RSE
 Note : 6E WIFI 11AX20

	Freq	Cable Loss	Ant Factor	Preamp Factor	Read Level	Limit Level	Over Limit	Remark
	MHz	dB	dB/m	dB	dBuV	dBuV/m	dBuV/m	dB
1	1285.904	3.73	24.88	38.35	39.65	29.91	88.20	-58.29 peak
2	1556.169	4.14	26.98	38.40	38.91	31.63	74.00	-42.37 peak
3	4430.628	7.08	34.43	35.77	36.33	42.07	88.20	-46.13 peak
4	8814.957	11.60	37.13	37.42	37.43	48.74	74.00	-25.26 peak
5	14230.000	13.85	39.89	37.16	33.97	50.55	74.00	-23.45 peak
6	17793.090	15.03	43.89	37.63	29.61	50.90	88.20	-37.30 peak



Unless otherwise agreed in writing, this document is issued by the Company subject to its General Conditions of Service printed overleaf, available on request or accessible at <https://www.sgs.com/en/Terms-and-Conditions>. Attention is drawn to the limitation of liability, indemnification and jurisdiction issues defined therein. Any holder of this document is advised that information contained hereon reflects the Company's findings at the time of its intervention only and within the limits of Client's instructions, if any. The Company's sole responsibility is to its Client and this document does not exonerate parties to a transaction from exercising all their rights and obligations under the transaction documents. This document cannot be reproduced except in full, without prior written approval of the Company. Any unauthorized alteration, forgery or falsification of the content or appearance of this document is unlawful and offenders may be prosecuted to the fullest extent of the law. Unless otherwise stated the results shown in this test report refer only to the sample(s) tested and such sample(s) are retained for 30 days only.

Test Mode: 09; Polarity: Vertical; Modulation:802.11ax(Full RU0); Bandwidth:20MHz; Channel:High



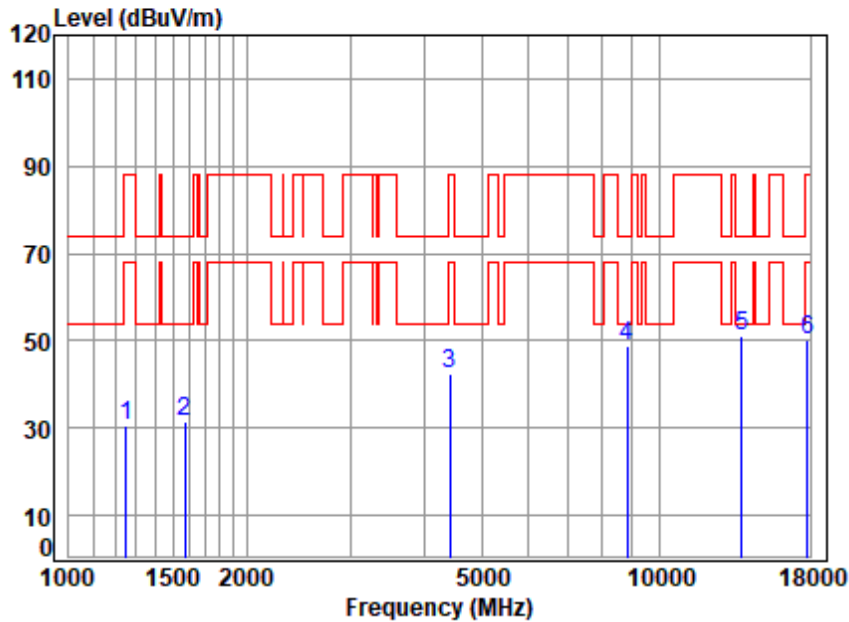
Site : chamber
 Condition: 3m VERTICAL
 Job No : 04146AT
 Mode : 7115 TX RSE
 Note : 6E WIFI 11AX20

	Freq	Cable Loss	Ant Factor	Preamp Factor	Read Level	Limit Level	Over Line	Over Limit	Remark
	MHz	dB	dB/m	dB	dBuV	dBuV/m	dBuV/m	dB	
1	1231.345	3.64	24.84	38.35	40.28	30.41	74.00	-43.59	peak
2	1574.265	4.17	26.90	38.40	38.81	31.48	74.00	-42.52	peak
3	4379.699	7.04	34.64	35.81	36.58	42.45	74.00	-31.55	peak
4	8713.630	11.42	36.90	37.32	37.90	48.90	74.00	-25.10	peak
5	14230.000	13.85	39.89	37.16	33.59	50.17	74.00	-23.83	peak
6	17844.590	15.06	43.90	37.64	28.79	50.11	88.20	-38.09	peak



Unless otherwise agreed in writing, this document is issued by the Company subject to its General Conditions of Service printed overleaf, available on request or accessible at <https://www.sgs.com/en/Terms-and-Conditions>. Attention is drawn to the limitation of liability, indemnification and jurisdiction issues defined therein. Any holder of this document is advised that information contained hereon reflects the Company's findings at the time of its intervention only and within the limits of Client's instructions, if any. The Company's sole responsibility is to its Client and this document does not exonerate parties to a transaction from exercising all their rights and obligations under the transaction documents. This document cannot be reproduced except in full, without prior written approval of the Company. Any unauthorized alteration, forgery or falsification of the content or appearance of this document is unlawful and offenders may be prosecuted to the fullest extent of the law. Unless otherwise stated the results shown in this test report refer only to the sample(s) tested and such sample(s) are retained for 30 days only.

Test Mode: 09; Polarity: Horizontal; Modulation:802.11ax(Full RU); Bandwidth:40MHz; Channel:Low



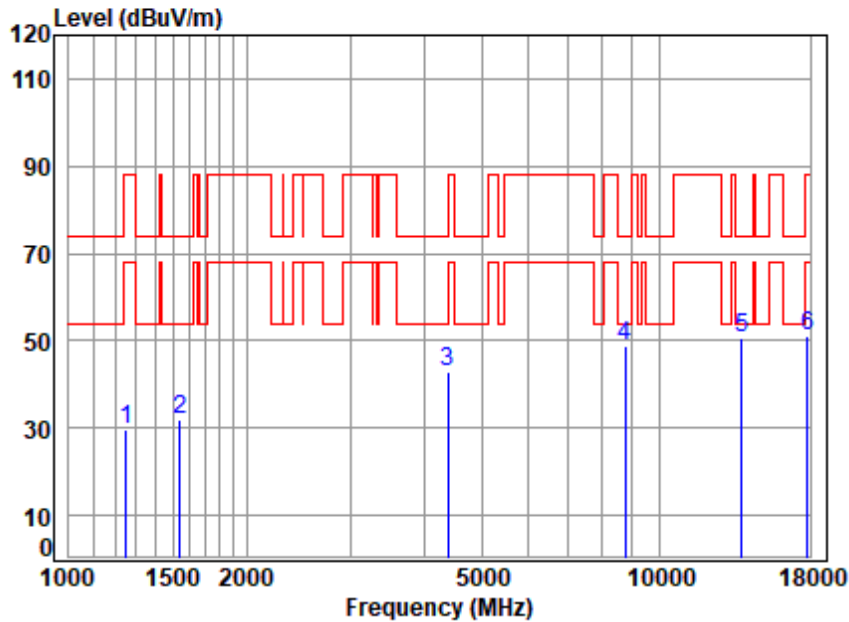
Site : chamber
 Condition: 3m HORIZONTAL
 Job No : 04146AT
 Mode : 6885 TX RSE
 Note : 6E WIFI 11AX40

	Freq	Cable Loss	Ant Factor	Preamp Factor	Read Level	Limit Level	Over Limit	Remark
	MHz	dB	dB/m	dB	dBuV	dBuV/m	dBuV/m	dB
1	1252.885	3.67	25.08	38.35	40.05	30.45	88.20	-57.75 peak
2	1574.265	4.17	26.90	38.40	38.97	31.64	74.00	-42.36 peak
3	4417.841	7.07	34.59	35.78	36.34	42.22	88.20	-45.98 peak
4	8814.957	11.60	37.13	37.42	37.58	48.89	74.00	-25.11 peak
5	13770.000	13.74	39.24	37.22	35.54	51.30	74.00	-22.70 peak
6	17844.590	15.06	43.90	37.64	28.94	50.26	88.20	-37.94 peak



Unless otherwise agreed in writing, this document is issued by the Company subject to its General Conditions of Service printed overleaf, available on request or accessible at <https://www.sgs.com/en/Terms-and-Conditions>. Attention is drawn to the limitation of liability, indemnification and jurisdiction issues defined therein. Any holder of this document is advised that information contained hereon reflects the Company's findings at the time of its intervention only and within the limits of Client's instructions, if any. The Company's sole responsibility is to its Client and this document does not exonerate parties to a transaction from exercising all their rights and obligations under the transaction documents. This document cannot be reproduced except in full, without prior written approval of the Company. Any unauthorized alteration, forgery or falsification of the content or appearance of this document is unlawful and offenders may be prosecuted to the fullest extent of the law. Unless otherwise stated the results shown in this test report refer only to the sample(s) tested and such sample(s) are retained for 30 days only.

Test Mode: 09; Polarity: Vertical; Modulation:802.11ax(Full RU0); Bandwidth:40MHz; Channel:Low



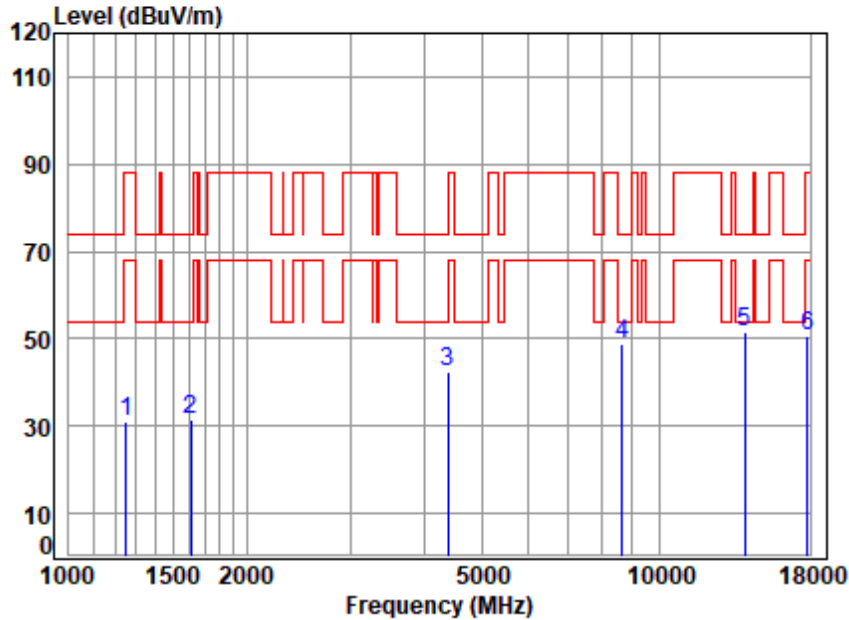
Site : chamber
 Condition: 3m VERTICAL
 Job No : 04146AT
 Mode : 6885 TX RSE
 Note : 6E WIFI 11AX40

	Freq	Cable Loss	Ant Factor	Preamp Factor	Read Level	Level	Limit	Over	Remark
	MHz	dB	dB/m	dB	dBuV	dBuV/m	dBuV/m	dB	
1	1252.885	3.67	25.08	38.35	39.32	29.72	88.20	-58.48	peak
2	1542.733	4.12	26.97	38.39	39.40	32.10	74.00	-41.90	peak
3	4379.699	7.04	34.64	35.81	36.80	42.67	74.00	-31.33	peak
4	8738.852	11.46	36.90	37.35	37.71	48.72	74.00	-25.28	peak
5	13770.000	13.74	39.24	37.22	35.02	50.78	74.00	-23.22	peak
6	17844.590	15.06	43.90	37.64	29.89	51.21	88.20	-36.99	peak



Unless otherwise agreed in writing, this document is issued by the Company subject to its General Conditions of Service printed overleaf, available on request or accessible at <https://www.sgs.com/en/Terms-and-Conditions>. Attention is drawn to the limitation of liability, indemnification and jurisdiction issues defined therein. Any holder of this document is advised that information contained hereon reflects the Company's findings at the time of its intervention only and within the limits of Client's instructions, if any. The Company's sole responsibility is to its Client and this document does not exonerate parties to a transaction from exercising all their rights and obligations under the transaction documents. This document cannot be reproduced except in full, without prior written approval of the Company. Any unauthorized alteration, forgery or falsification of the content or appearance of this document is unlawful and offenders may be prosecuted to the fullest extent of the law. Unless otherwise stated the results shown in this test report refer only to the sample(s) tested and such sample(s) are retained for 30 days only.

Test Mode: 09; Polarity: Horizontal; Modulation:802.11ax(Full RU0); Bandwidth:40MHz; Channel:middle



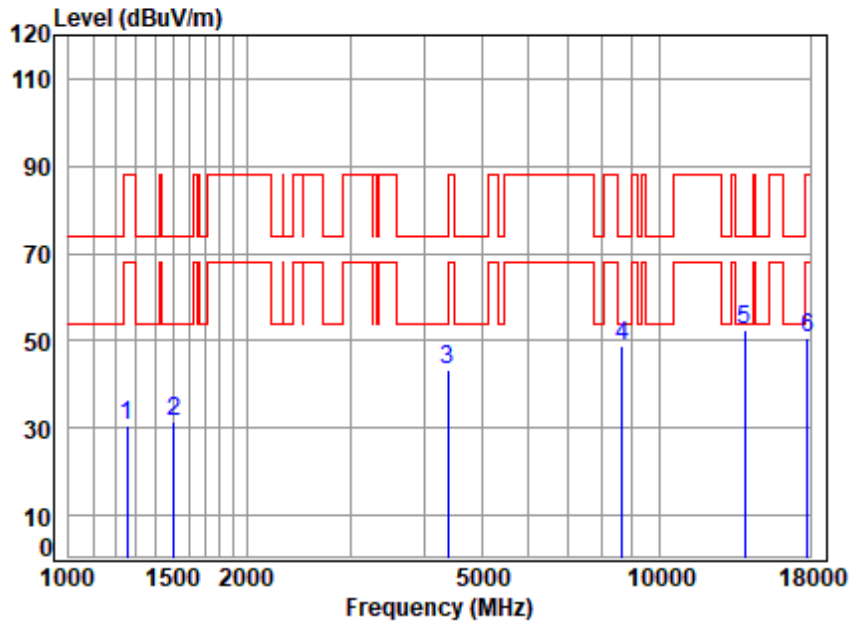
Site : chamber
 Condition: 3m HORIZONTAL
 Job No : 04146AT
 Mode : 6965 TX RSE
 Note : 6E WIFI 11AX40

	Freq	Cable Loss	Ant Factor	Preamp Factor	Read Level	Limit Level	Over Limit	Remark
	MHz	dB	dB/m	dB	dBuV	dBuV/m	dBuV/m	dB
1	1252.885	3.67	25.08	38.35	40.44	30.84	88.20	-57.36 peak
2	1611.091	4.22	26.69	38.40	38.91	31.42	74.00	-42.58 peak
3	4392.376	7.05	34.74	35.80	36.43	42.42	74.00	-31.58 peak
4	8638.399	11.29	36.90	37.24	37.75	48.70	74.00	-25.30 peak
5	q13930.000	13.77	39.56	37.21	35.36	51.48	74.00	-22.52 peak
6	17844.590	15.06	43.90	37.64	29.42	50.74	88.20	-37.46 peak



Unless otherwise agreed in writing, this document is issued by the Company subject to its General Conditions of Service printed overleaf, available on request or accessible at <https://www.sgs.com/en/Terms-and-Conditions>. Attention is drawn to the limitation of liability, indemnification and jurisdiction issues defined therein. Any holder of this document is advised that information contained hereon reflects the Company's findings at the time of its intervention only and within the limits of Client's instructions, if any. The Company's sole responsibility is to its Client and this document does not exonerate parties to a transaction from exercising all their rights and obligations under the transaction documents. This document cannot be reproduced except in full, without prior written approval of the Company. Any unauthorized alteration, forgery or falsification of the content or appearance of this document is unlawful and offenders may be prosecuted to the fullest extent of the law. Unless otherwise stated the results shown in this test report refer only to the sample(s) tested and such sample(s) are retained for 30 days only.

Test Mode: 09; Polarity: Vertical; Modulation:802.11ax(Full RU0); Bandwidth:40MHz; Channel:middle



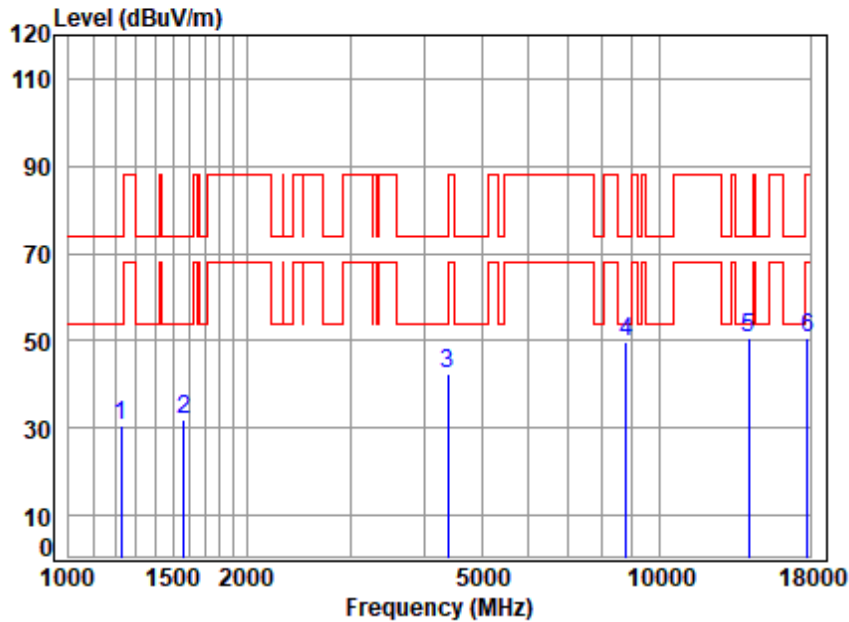
Site : chamber
 Condition: 3m VERTICAL
 Job No : 04146AT
 Mode : 6965 TX RSE
 Note : 6E WIFI 11AX40

	Freq	Cable Loss	Ant Factor	Preamp Factor	Read Level	Limit Level	Limit Line	Over Limit	Remark
	MHz	dB	dB/m	dB	dBuV	dBuV/m	dBuV/m	dB	
1	1256.512	3.68	25.06	38.35	40.36	30.75	88.20	-57.45	peak
2	1507.470	4.07	26.83	38.39	38.90	31.41	74.00	-42.59	peak
3	4379.699	7.04	34.64	35.81	37.54	43.41	74.00	-30.59	peak
4	8638.399	11.29	36.90	37.24	37.89	48.84	74.00	-25.16	peak
5	13930.000	13.77	39.56	37.21	36.35	52.47	74.00	-21.53	peak
6	17844.590	15.06	43.90	37.64	29.35	50.67	88.20	-37.53	peak



Unless otherwise agreed in writing, this document is issued by the Company subject to its General Conditions of Service printed overleaf, available on request or accessible at <https://www.sgs.com/en/Terms-and-Conditions>. Attention is drawn to the limitation of liability, indemnification and jurisdiction issues defined therein. Any holder of this document is advised that information contained hereon reflects the Company's findings at the time of its intervention only and within the limits of Client's instructions, if any. The Company's sole responsibility is to its Client and this document does not exonerate parties to a transaction from exercising all their rights and obligations under the transaction documents. This document cannot be reproduced except in full, without prior written approval of the Company. Any unauthorized alteration, forgery or falsification of the content or appearance of this document is unlawful and offenders may be prosecuted to the fullest extent of the law. Unless otherwise stated the results shown in this test report refer only to the sample(s) tested and such sample(s) are retained for 30 days only.

Test Mode: 09; Polarity: Horizontal; Modulation:802.11ax(Full RU0); Bandwidth:40MHz; Channel:High



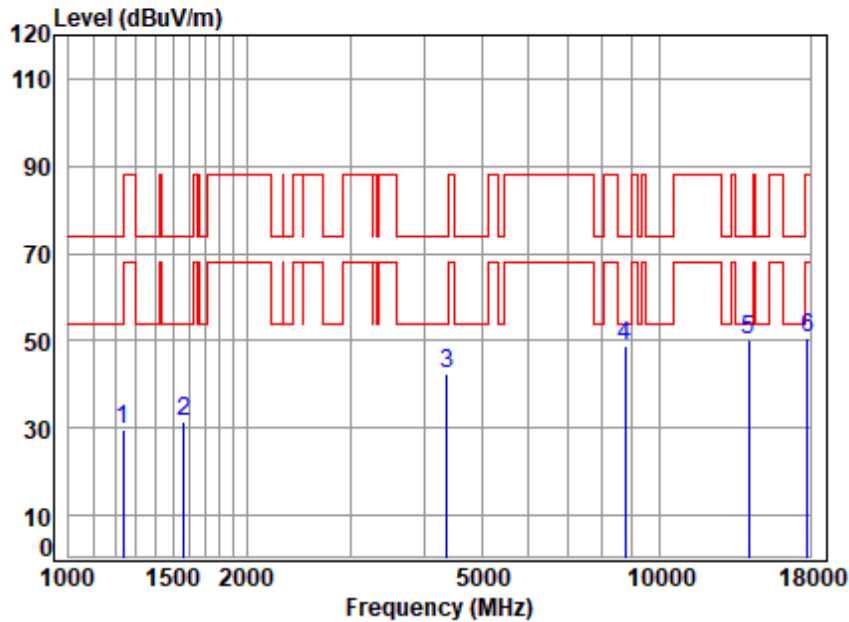
Site : chamber
 Condition: 3m HORIZONTAL
 Job No : 04146AT
 Mode : 7085 TX RSE
 Note : 6E WIFI 11AX40

	Freq	Cable Loss	Ant Factor	Preamp Factor	Read Level	Limit Level	Over Limit	Remark
	MHz	dB	dB/m	dB	dBuV	dBuV/m	dBuV/m	dB
1	1227.791	3.63	24.79	38.34	40.33	74.00	-43.59	peak
2	1565.191	4.15	26.94	38.40	39.34	74.00	-41.97	peak
3	4379.699	7.04	34.64	35.81	36.55	74.00	-31.58	peak
4	8789.516	11.55	37.06	37.40	38.53	74.00	-24.26	peak
5	14170.000	13.84	39.80	37.18	34.02	74.00	-23.52	peak
6	17793.090	15.03	43.89	37.63	29.55	88.20	-37.36	peak



Unless otherwise agreed in writing, this document is issued by the Company subject to its General Conditions of Service printed overleaf, available on request or accessible at <https://www.sgs.com/en/Terms-and-Conditions>. Attention is drawn to the limitation of liability, indemnification and jurisdiction issues defined therein. Any holder of this document is advised that information contained hereon reflects the Company's findings at the time of its intervention only and within the limits of Client's instructions, if any. The Company's sole responsibility is to its Client and this document does not exonerate parties to a transaction from exercising all their rights and obligations under the transaction documents. This document cannot be reproduced except in full, without prior written approval of the Company. Any unauthorized alteration, forgery or falsification of the content or appearance of this document is unlawful and offenders may be prosecuted to the fullest extent of the law. Unless otherwise stated the results shown in this test report refer only to the sample(s) tested and such sample(s) are retained for 30 days only.

Test Mode: 09; Polarity: Vertical; Modulation:802.11ax(Full RU0); Bandwidth:40MHz; Channel:High



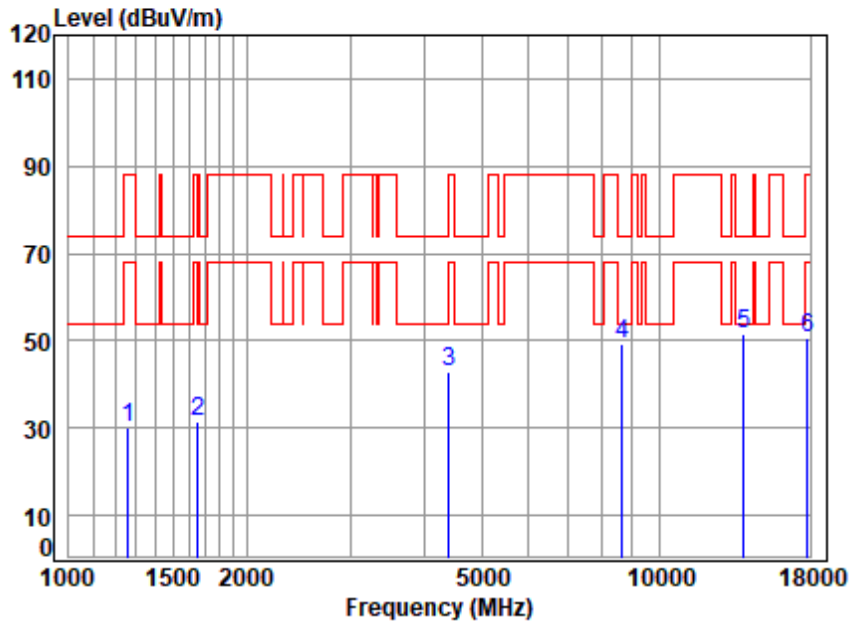
Site : chamber
 Condition: 3m VERTICAL
 Job No : 04146AT
 Mode : 7085 TX RSE
 Note : 6E WIFI 11AX40

	Freq	Cable Loss	Ant Factor	Preamp Factor	Read Level	Limit Level	Over Line	Over Limit	Remark
	MHz	dB	dB/m	dB	dBuV	dBuV/m	dBuV/m	dB	
1	1238.483	3.65	24.94	38.35	39.47	74.00	-44.29	peak	
2	1565.191	4.15	26.94	38.40	38.89	74.00	-42.42	peak	
3	4367.058	7.04	34.54	35.82	36.72	74.00	-31.52	peak	
4	8764.146	11.51	36.96	37.37	37.69	74.00	-25.21	peak	
5	14170.000	13.84	39.80	37.18	33.85	74.00	-23.69	peak	
6	17844.590	15.06	43.90	37.64	29.49	88.20	-37.39	peak	



Unless otherwise agreed in writing, this document is issued by the Company subject to its General Conditions of Service printed overleaf, available on request or accessible at <https://www.sgs.com/en/Terms-and-Conditions>. Attention is drawn to the limitation of liability, indemnification and jurisdiction issues defined therein. Any holder of this document is advised that information contained hereon reflects the Company's findings at the time of its intervention only and within the limits of Client's instructions, if any. The Company's sole responsibility is to its Client and this document does not exonerate parties to a transaction from exercising all their rights and obligations under the transaction documents. This document cannot be reproduced except in full, without prior written approval of the Company. Any unauthorized alteration, forgery or falsification of the content or appearance of this document is unlawful and offenders may be prosecuted to the fullest extent of the law. Unless otherwise stated the results shown in this test report refer only to the sample(s) tested and such sample(s) are retained for 30 days only.

Test Mode: 09; Polarity: Horizontal; Modulation:802.11ax(Full RU0); Bandwidth:80MHz; Channel:Low



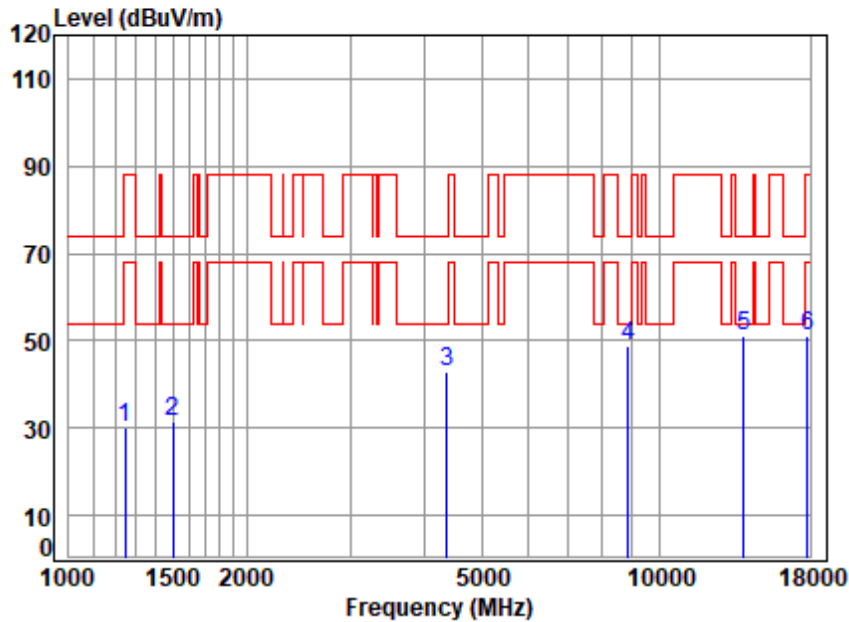
Site : chamber
 Condition: 3m HORIZONTAL
 Job No : 04146AT
 Mode : 6945 TX RSE
 Note : 6E WIFI 11AX80

	Freq	Cable Loss	Ant Factor	Preamp Factor	Read Level	Limit Level	Over Limit	Remark
	MHz	dB	dB/m	dB	dBuV	dBuV/m	dBuV/m	dB
1	1260.149	3.69	25.04	38.35	39.75	88.20	-58.07	peak
2	1653.550	4.27	26.29	38.41	39.56	88.20	-56.49	peak
3	4405.090	7.06	34.74	35.79	36.69	88.20	-45.50	peak
4	8663.404	11.33	36.90	37.27	38.23	74.00	-24.81	peak
5	13890.000	13.76	39.48	37.22	35.37	74.00	-22.61	peak
6	17844.590	15.06	43.90	37.64	29.15	88.20	-37.73	peak



Unless otherwise agreed in writing, this document is issued by the Company subject to its General Conditions of Service printed overleaf, available on request or accessible at <https://www.sgs.com/en/Terms-and-Conditions>. Attention is drawn to the limitation of liability, indemnification and jurisdiction issues defined therein. Any holder of this document is advised that information contained hereon reflects the Company's findings at the time of its intervention only and within the limits of Client's instructions, if any. The Company's sole responsibility is to its Client and this document does not exonerate parties to a transaction from exercising all their rights and obligations under the transaction documents. This document cannot be reproduced except in full, without prior written approval of the Company. Any unauthorized alteration, forgery or falsification of the content or appearance of this document is unlawful and offenders may be prosecuted to the fullest extent of the law. Unless otherwise stated the results shown in this test report refer only to the sample(s) tested and such sample(s) are retained for 30 days only.

Test Mode: 09; Polarity: Vertical; Modulation:802.11ax(Full RU0); Bandwidth:80MHz; Channel:Low



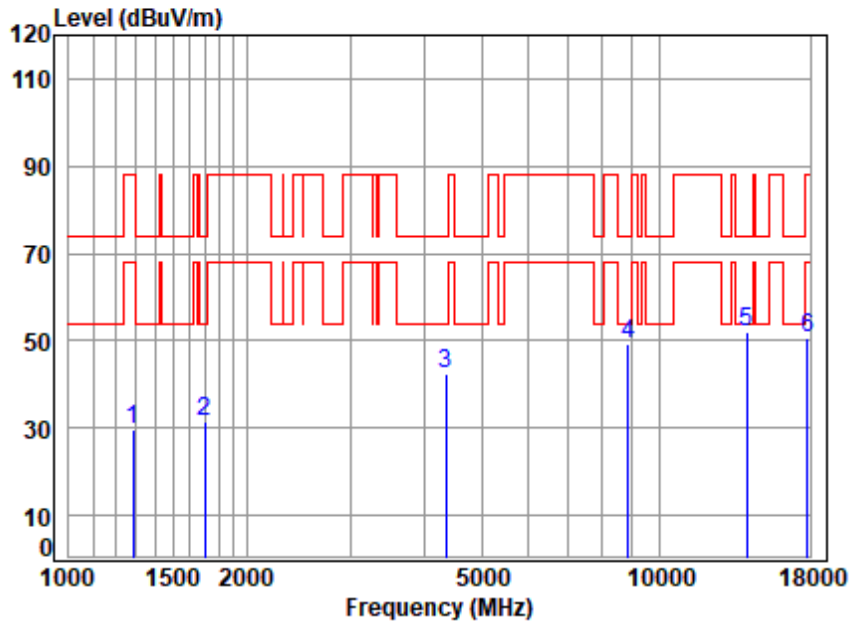
Site : chamber
 Condition: 3m VERTICAL
 Job No : 04146AT
 Mode : 6945 TX RSE
 Note : 6E WIFI 11AX80

	Freq	Cable Loss	Ant Factor	Preamp Factor	Read Level	Limit Level	Over Limit	Remark
	MHz	dB	dB/m	dB	dBuV	dBuV/m	dBuV/m	dB
1	1245.663	3.66	25.04	38.35	39.77	30.12	88.20	-58.08 peak
2	1503.119	4.07	26.81	38.39	39.11	31.60	74.00	-42.40 peak
3	4367.058	7.04	34.54	35.82	37.00	42.76	74.00	-31.24 peak
4	8840.473	11.64	37.18	37.45	37.36	48.73	74.00	-25.27 peak
5	13890.000	13.76	39.48	37.22	34.95	50.97	74.00	-23.03 peak
6	17844.590	15.06	43.90	37.64	29.94	51.26	88.20	-36.94 peak



Unless otherwise agreed in writing, this document is issued by the Company subject to its General Conditions of Service printed overleaf, available on request or accessible at <https://www.sgs.com/en/Terms-and-Conditions>. Attention is drawn to the limitation of liability, indemnification and jurisdiction issues defined therein. Any holder of this document is advised that information contained hereon reflects the Company's findings at the time of its intervention only and within the limits of Client's instructions, if any. The Company's sole responsibility is to its Client and this document does not exonerate parties to a transaction from exercising all their rights and obligations under the transaction documents. This document cannot be reproduced except in full, without prior written approval of the Company. Any unauthorized alteration, forgery or falsification of the content or appearance of this document is unlawful and offenders may be prosecuted to the fullest extent of the law. Unless otherwise stated the results shown in this test report refer only to the sample(s) tested and such sample(s) are retained for 30 days only.

Test Mode: 09; Polarity: Horizontal; Modulation:802.11ax(Full RU0); Bandwidth:80MHz; Channel:High



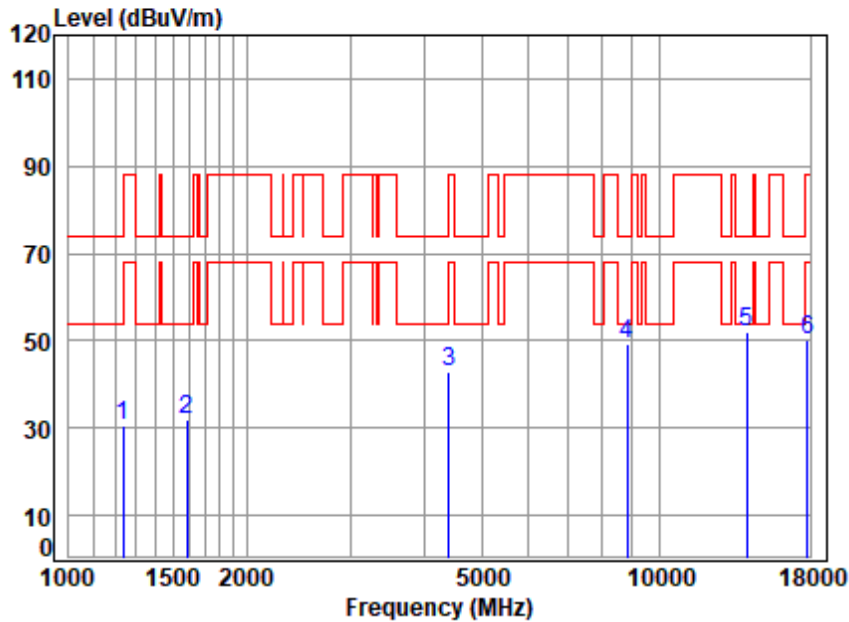
Site : chamber
 Condition: 3m HORIZONTAL
 Job No : 04146AT
 Mode : 7025 TX RSE
 Note : 6E WIFI 11AX80

	Freq	Cable Loss	Ant Factor	Preamp Factor	Read Level	Limit Level	Over Limit	Remark
	MHz	dB	dB/m	dB	dBuV	dBuV/m	dBuV/m	dB
1	1285.904	3.73	24.88	38.35	39.54	29.80	88.20	-58.40 peak
2	1697.129	4.33	26.21	38.41	39.44	31.57	74.00	-42.43 peak
3	4354.454	7.03	34.44	35.83	36.81	42.45	74.00	-31.55 peak
4	8840.473	11.64	37.18	37.45	37.90	49.27	74.00	-24.73 peak
5	14050.000	13.80	39.75	37.20	35.49	51.84	74.00	-22.16 peak
6	17844.590	15.06	43.90	37.64	29.54	50.86	88.20	-37.34 peak



Unless otherwise agreed in writing, this document is issued by the Company subject to its General Conditions of Service printed overleaf, available on request or accessible at <https://www.sgs.com/en/Terms-and-Conditions>. Attention is drawn to the limitation of liability, indemnification and jurisdiction issues defined therein. Any holder of this document is advised that information contained hereon reflects the Company's findings at the time of its intervention only and within the limits of Client's instructions, if any. The Company's sole responsibility is to its Client and this document does not exonerate parties to a transaction from exercising all their rights and obligations under the transaction documents. This document cannot be reproduced except in full, without prior written approval of the Company. Any unauthorized alteration, forgery or falsification of the content or appearance of this document is unlawful and offenders may be prosecuted to the fullest extent of the law. Unless otherwise stated the results shown in this test report refer only to the sample(s) tested and such sample(s) are retained for 30 days only.

Test Mode: 09; Polarity: Vertical; Modulation:802.11ax(Full RU0); Bandwidth:80MHz; Channel:High



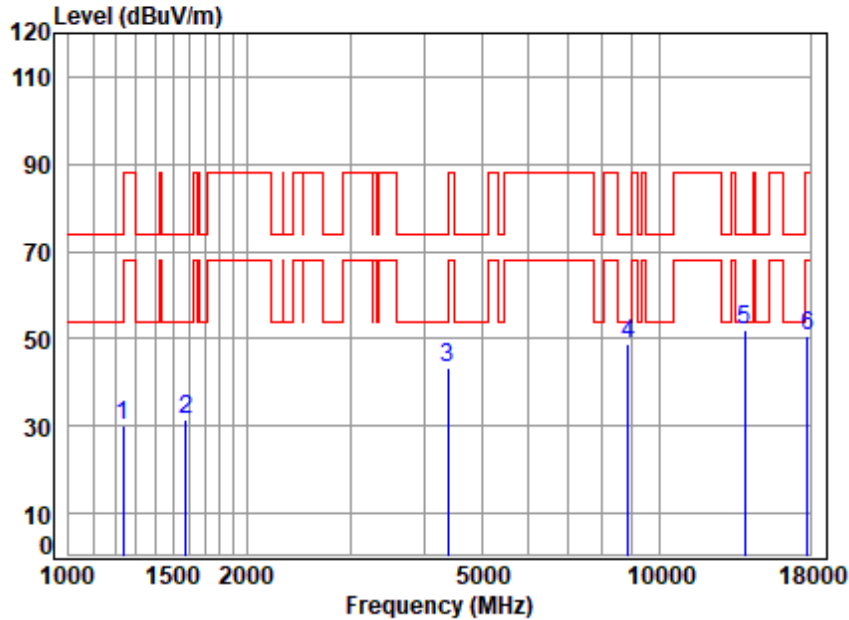
Site : chamber
 Condition: 3m VERTICAL
 Job No : 04146AT
 Mode : 7025 TX RSE
 Note : 6E WIFI 11AX80

	Freq	Cable Loss	Ant Factor	Preamp Factor	Read Level	Limit Level	Over Limit	Remark
	MHz	dB	dB/m	dB	dBuV	dBuV/m	dBuV/m	dB
1	1234.909	3.64	24.89	38.35	40.34	74.00	-43.48	peak
2	1583.392	4.18	26.87	38.40	39.07	74.00	-42.28	peak
3	4405.090	7.06	34.74	35.79	37.08	88.20	-45.11	peak
4	8814.957	11.60	37.13	37.42	37.75	74.00	-24.94	peak
5	14050.000	13.80	39.75	37.20	35.67	74.00	-21.98	peak
6	17844.590	15.06	43.90	37.64	28.95	88.20	-37.93	peak



Unless otherwise agreed in writing, this document is issued by the Company subject to its General Conditions of Service printed overleaf, available on request or accessible at <https://www.sgs.com/en/Terms-and-Conditions>. Attention is drawn to the limitation of liability, indemnification and jurisdiction issues defined therein. Any holder of this document is advised that information contained hereon reflects the Company's findings at the time of its intervention only and within the limits of Client's instructions, if any. The Company's sole responsibility is to its Client and this document does not exonerate parties to a transaction from exercising all their rights and obligations under the transaction documents. This document cannot be reproduced except in full, without prior written approval of the Company. Any unauthorized alteration, forgery or falsification of the content or appearance of this document is unlawful and offenders may be prosecuted to the fullest extent of the law. Unless otherwise stated the results shown in this test report refer only to the sample(s) tested and such sample(s) are retained for 30 days only.

Test Mode: 09; Polarity: Horizontal; Modulation:802.11ax(Full RU0); Bandwidth:160MHz; Channel:middle



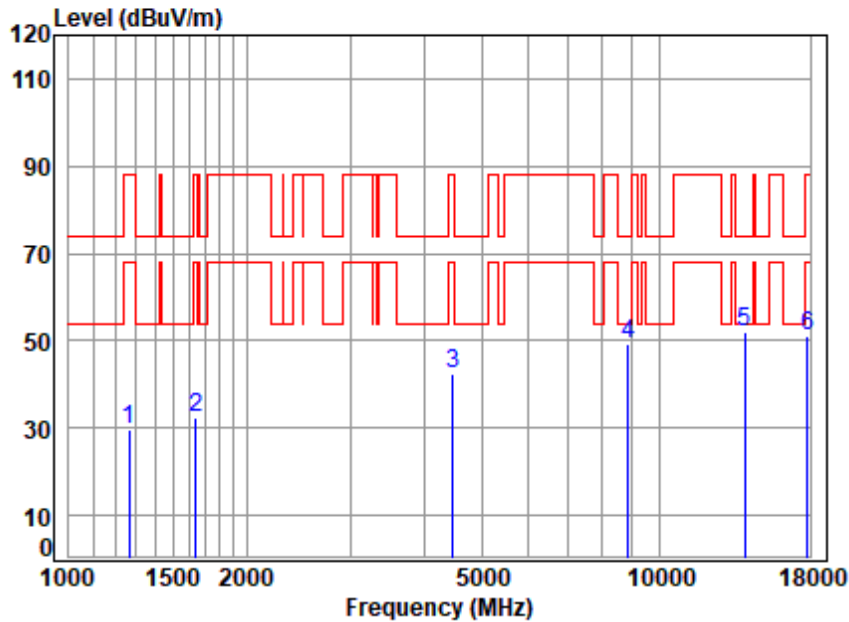
Site : chamber
 Condition: 3m HORIZONTAL
 Job No : 04146AT
 Mode : 6985 TX RSE
 Note : 6E WIFI 11AX160

	Freq	Cable Loss	Ant Factor	Preamp Factor	Read Level	Limit Level	Over Limit	Remark
	MHz	dB	dB/m	dB	dBuV	dBuV/m	dBuV/m	dB
1	1238.483	3.65	24.94	38.35	39.73	74.00	-44.03	peak
2	1578.822	4.17	26.88	38.40	39.00	74.00	-42.35	peak
3	4392.376	7.05	34.74	35.80	37.22	74.00	-30.79	peak
4	8840.473	11.64	37.18	37.45	37.47	74.00	-25.16	peak
5	13970.000	13.78	39.64	37.21	35.63	74.00	-22.16	peak
6	17844.590	15.06	43.90	37.64	29.53	88.20	-37.35	peak



Unless otherwise agreed in writing, this document is issued by the Company subject to its General Conditions of Service printed overleaf, available on request or accessible at <https://www.sgs.com/en/Terms-and-Conditions>. Attention is drawn to the limitation of liability, indemnification and jurisdiction issues defined therein. Any holder of this document is advised that information contained hereon reflects the Company's findings at the time of its intervention only and within the limits of Client's instructions, if any. The Company's sole responsibility is to its Client and this document does not exonerate parties to a transaction from exercising all their rights and obligations under the transaction documents. This document cannot be reproduced except in full, without prior written approval of the Company. Any unauthorized alteration, forgery or falsification of the content or appearance of this document is unlawful and offenders may be prosecuted to the fullest extent of the law. Unless otherwise stated the results shown in this test report refer only to the sample(s) tested and such sample(s) are retained for 30 days only.

Test Mode: 09; Polarity: Vertical; Modulation:802.11ax(Full RU0); Bandwidth:160MHz; Channel:middle



Site : chamber
 Condition: 3m VERTICAL
 Job No : 04146AT
 Mode : 6985 TX RSE
 Note : 6E WIFI 11AX160

	Freq	Cable Loss	Ant Factor	Preamp Factor	Read Level	Limit Level	Over Line	Over Limit	Remark
	MHz	dB	dB/m	dB	dBuV	dBuV/m	dBuV/m	dB	
1	1263.796	3.69	25.02	38.35	39.34	29.70	88.20	-58.50	peak
2	1644.019	4.26	26.36	38.41	40.19	32.40	88.20	-55.80	peak
3	4469.214	7.10	33.97	35.75	37.32	42.64	88.20	-45.56	peak
4	8840.473	11.64	37.18	37.45	37.72	49.09	74.00	-24.91	peak
5	13970.000	13.78	39.64	37.21	35.94	52.15	74.00	-21.85	peak
6	17844.590	15.06	43.90	37.64	29.64	50.96	88.20	-37.24	peak



Unless otherwise agreed in writing, this document is issued by the Company subject to its General Conditions of Service printed overleaf, available on request or accessible at <https://www.sgs.com/en/Terms-and-Conditions>. Attention is drawn to the limitation of liability, indemnification and jurisdiction issues defined therein. Any holder of this document is advised that information contained hereon reflects the Company's findings at the time of its intervention only and within the limits of Client's instructions, if any. The Company's sole responsibility is to its Client and this document does not exonerate parties to a transaction from exercising all their rights and obligations under the transaction documents. This document cannot be reproduced except in full, without prior written approval of the Company. Any unauthorized alteration, forgery or falsification of the content or appearance of this document is unlawful and offenders may be prosecuted to the fullest extent of the law. Unless otherwise stated the results shown in this test report refer only to the sample(s) tested and such sample(s) are retained for 30 days only.

7.11 Radiated Emissions which fall in the restricted bands

Test Requirement 47 CFR Part 15, Subpart C 15.209 & Subpart E 15.407(b)

Test Method: KDB 789033 D02 II G

Measurement Distance: 3m

Limit:

Frequency(MHz)	Field strength(microvolts/meter)	Measurement distance(meters)
0.009-0.490	2400/F(kHz)	300
0.490-1.705	24000/F(kHz)	30
1.705-30.0	30	30
30-88	100	3
88-216	150	3
216-960	200	3
Above 960	500	3

*(1) For transmitters operating in the 5.15-5.25 GHz band: All emissions outside of the 5.15-5.35 GHz band shall not exceed an e.i.r.p. of -27 dBm/MHz.

(2) For transmitters operating in the 5.25-5.35 GHz band: All emissions outside of the 5.15-5.35 GHz band shall not exceed an e.i.r.p. of -27 dBm/MHz.

(3) For transmitters operating in the 5.47-5.725 GHz band: All emissions outside of the 5.47-5.725 GHz band shall not exceed an e.i.r.p. of -27 dBm/MHz.

(4) For transmitters operating in the 5.725-5.85 GHz band:

(i) All emissions shall be limited to a level of -27 dBm/MHz at 75 MHz or more above or below the band edge increasing linearly to 10 dBm/MHz at 25 MHz above or below the band edge, and from 25 MHz above or below the band edge increasing linearly to a level of 15.6 dBm/MHz at 5 MHz above or below the band edge, and from 5 MHz above or below the band edge increasing linearly to a level of 27 dBm/MHz at the band edge.

Remark: The emission limits shown in the above table are based on measurements employing a CISPR quasi-peak detector except for the frequency bands 9-90kHz, 110-490kHz and above 1000 MHz. Radiated emission limits in these three bands are based on measurements employing an average detector, the peak field strength of any emission shall not exceed the maximum permitted average limits specified above by more than 20 dB under any condition of modulation.

(5) For transmitters operating within the 5.925-7.125 GHz band: Any emissions outside of the 5.925-7.125 GHz band must not exceed an e.i.r.p. of -27 dBm/MHz.



Unless otherwise agreed in writing, this document is issued by the Company subject to its General Conditions of Service printed overleaf, available on request or accessible at <https://www.sgs.com/en/Terms-and-Conditions>. Attention is drawn to the limitation of liability, indemnification and jurisdiction issues defined therein. Any holder of this document is advised that information contained herein reflects the Company's findings at the time of its intervention only and within the limits of Client's instructions, if any. The Company's sole responsibility is to its Client and this document does not exonerate parties to a transaction from exercising all their rights and obligations under the transaction documents. This document cannot be reproduced except in full, without prior written approval of the Company. Any unauthorized alteration, forgery or falsification of the content or appearance of this document is unlawful and offenders may be prosecuted to the fullest extent of the law. Unless otherwise stated the results shown in this test report refer only to the sample(s) tested and such sample(s) are retained for 30 days only.

Attention: To check the authenticity of testing /inspection report & certificate, please contact us at telephone: (86-755) 8307 1443, or email: CN.Doccheck@sgs.com
 No.1 Workshop, M-10, Middle Section, Science & Technology Park, Nanshan District, Shenzhen, Guangdong, China 518057 t (86-755) 26012053 f (86-755) 26710594 www.sgs.com.cn
 中国·广东·深圳市南山区科技园中区M-10栋1号厂房 邮编: 518057 t (86-755) 26012053 f (86-755) 26710594 sgs.china@sgs.com

7.11.1 E.U.T. Operation

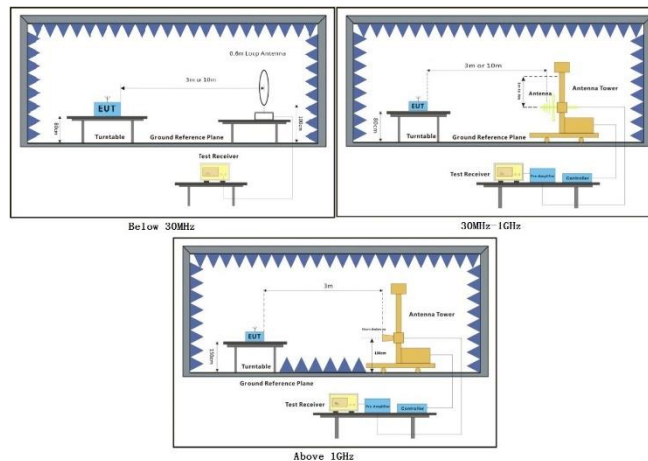
Operating Environment:

Temperature: 20.2 °C Humidity: 58.5 % RH Atmospheric Pressure: 1000 mbar

7.11.2 Test Mode Description

Pre-scan / Final test	Mode Code	Description
Final test	01	TX mode (U-NII-1)_Keep the EUT in continuously transmitting mode with all modulation types. All data rates for each modulation type have been tested and found the data rate @ 6Mbps is the worst case of IEEE 802.11a; data rate @ MCS0 is the worst case of IEEE 802.11n/ac/ax 20/40/80, Only the data of worst case is recorded in the report.
Final test	04	TX mode (U-NII-3) _Keep the EUT in continuously transmitting mode with all modulation types. All data rates for each modulation type have been tested and found the data rate @ 6Mbps is the worst case of IEEE 802.11a; data rate @ MCS0 is the worst case of IEEE 802.11n/ac/ax 20/40/80, Only the data of worst case is recorded in the report.

7.11.3 Test Setup Diagram



Unless otherwise agreed in writing, this document is issued by the Company subject to its General Conditions of Service printed overleaf, available on request or accessible at <https://www.sgs.com/en/Terms-and-Conditions>. Attention is drawn to the limitation of liability, indemnification and jurisdiction issues defined therein. Any holder of this document is advised that information contained hereon reflects the Company's findings at the time of its intervention only and within the limits of Client's instructions, if any. The Company's sole responsibility is to its Client and this document does not exonerate parties to a transaction from exercising all their rights and obligations under the transaction documents. This document cannot be reproduced except in full, without prior written approval of the Company. Any unauthorized alteration, forgery or falsification of the content or appearance of this document is unlawful and offenders may be prosecuted to the fullest extent of the law. Unless otherwise stated the results shown in this test report refer only to the sample(s) tested and such sample(s) are retained for 30 days only.

Attention: To check the authenticity of testing /inspection report & certificate, please contact us at telephone: (86-755) 8307 1443, or email: CN.Doccheck@sgs.com

7.11.4 Measurement Procedure and Data

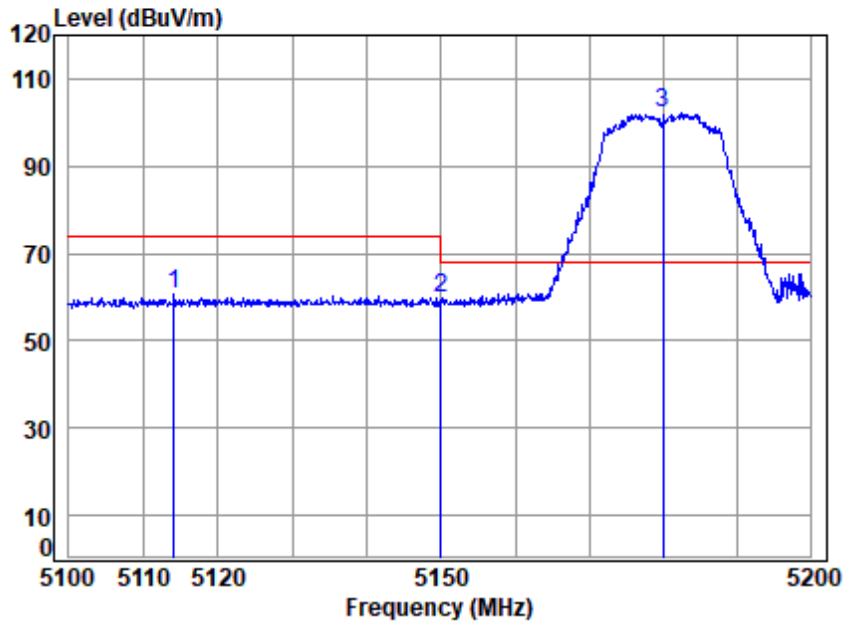
- a. For below 1GHz, the EUT was placed on the top of a rotating table 0.8 meters above the ground at a 3 or 10 meter semi-anechoic chamber. The table was rotated 360 degrees to determine the position of the highest radiation.
 - b. For above 1GHz, the EUT was placed on the top of a rotating table 1.5 meters above the ground at a 3 meter fully-anechoic chamber. The table was rotated 360 degrees to determine the position of the highest radiation.
 - c. The EUT was set 3 or 10 meters away from the interference-receiving antenna, which was mounted on the top of a variable-height antenna tower.
 - d. The antenna height is varied from one meter to four meters above the ground to determine the maximum value of the field strength. Both horizontal and vertical polarizations of the antenna are set to make the measurement.
 - e. For each suspected emission, the EUT was arranged to its worst case and then the antenna was tuned to heights from 1 meter to 4 meters (for the test frequency of below 30MHz, the antenna was tuned to heights 1 meter) and the rotatable table was turned from 0 degrees to 360 degrees to find the maximum reading.
 - f. The test-receiver system was set to Peak Detect Function and Specified Bandwidth with Maximum Hold Mode.
 - g. If the emission level of the EUT in peak mode was 10dB lower than the limit specified, then testing could be stopped and the peak values of the EUT would be reported. Otherwise the emissions that did not have 10dB margin would be re-tested one by one using peak, quasi-peak or average method as specified and then reported in a data sheet.
 - h. Test the EUT in the lowest channel, the middle channel, the Highest channel.
 - i. The radiation measurements are performed in X, Y, Z axis positioning for Transmitting mode, and found the X axis positioning which it is the worst case.
 - j. Repeat above procedures until all frequencies measured was complete.
- Remark: Level= Read Level+ Cable Loss+ Antenna Factor- Preamp Factor



Unless otherwise agreed in writing, this document is issued by the Company subject to its General Conditions of Service printed overleaf, available on request or accessible at <https://www.sgs.com/en/Terms-and-Conditions>. Attention is drawn to the limitation of liability, indemnification and jurisdiction issues defined therein. Any holder of this document is advised that information contained hereon reflects the Company's findings at the time of its intervention only and within the limits of Client's instructions, if any. The Company's sole responsibility is to its Client and this document does not exonerate parties to a transaction from exercising all their rights and obligations under the transaction documents. This document cannot be reproduced except in full, without prior written approval of the Company. Any unauthorized alteration, forgery or falsification of the content or appearance of this document is unlawful and offenders may be prosecuted to the fullest extent of the law. Unless otherwise stated the results shown in this test report refer only to the sample(s) tested and such sample(s) are retained for 30 days only.

Attention: To check the authenticity of testing /inspection report & certificate, please contact us at telephone: (86-755) 8307 1443, or email: CN.Doccheck@sgs.com

Test Mode: 01; Polarity: Horizontal; Modulation:802.11a; Bandwidth:20MHz; Channel:Low

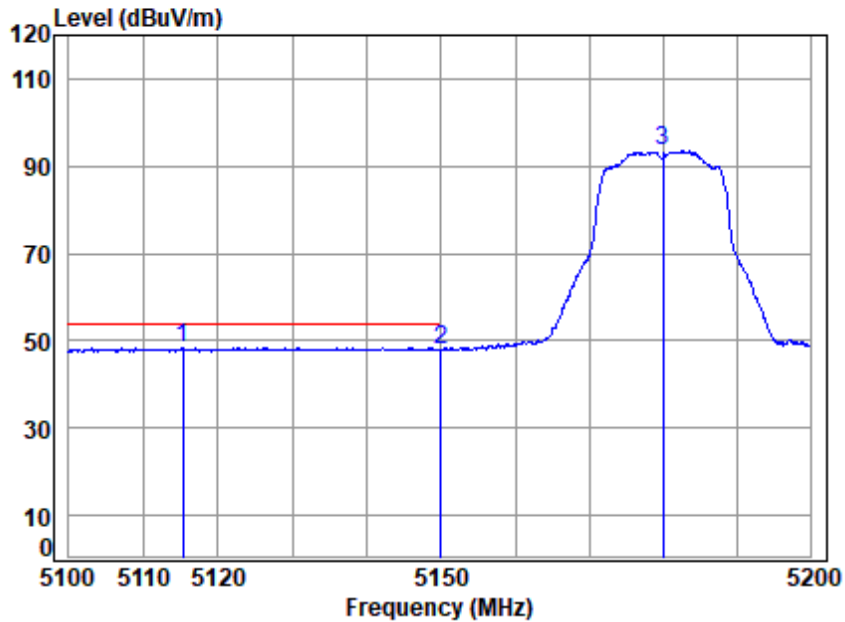


Site : chamber
 Condition: 3m HORIZONTAL
 Job No : 04146AT
 Mode : 5180 Band edge
 : 5G WIFI 11A

	Freq	Cable Loss	Ant Factor	Preamp Factor	Read Level	Limit Level	Over Limit	Remark
	MHz	dB	dB/m	dB	dBuV	dBuV/m	dBuV/m	dB
1	5114.082	7.52	33.97	35.33	54.63	60.79	74.00	-13.21 peak
2	5149.980	7.55	33.90	35.31	53.45	59.59	74.00	-14.41 peak
3 q	5180.000	7.57	33.96	35.29	95.90	102.14	68.20	33.94 peak



Test Mode: 01; Polarity: Horizontal; Modulation:802.11a; Bandwidth:20MHz; Channel:Low

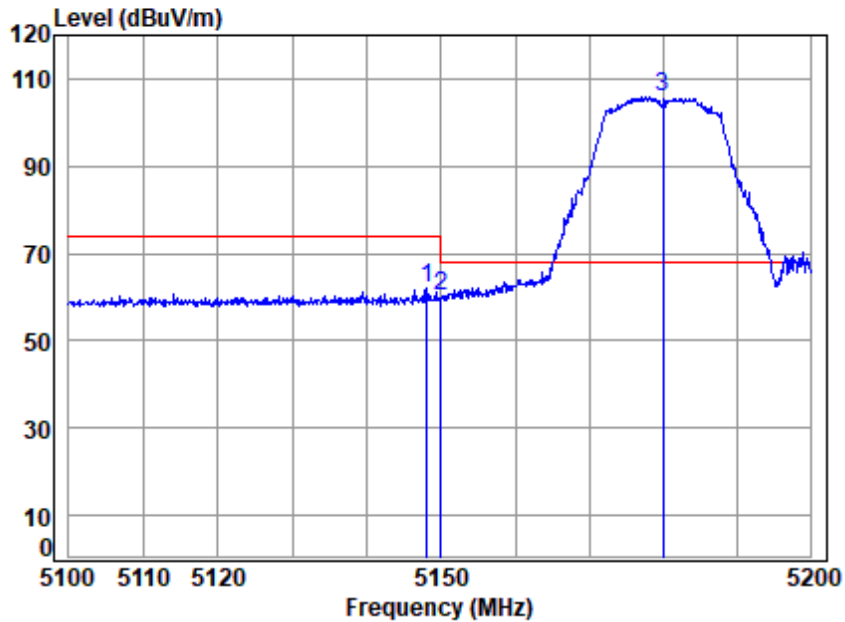


Site : chamber
 Condition: 3m HORIZONTAL
 Job No : 04146AT
 Mode : 5180 Band edge
 : 5G WIFI 11A

		Cable	Ant	Preamp	Read	Limit	Over		
	Freq	Loss	Factor	Factor	Level	Level	Line	Limit	Remark
	MHz	dB	dB/m	dB	dBuV	dBuV/m	dBuV/m	dB	
1	q 5115.274	7.52	33.97	35.33	42.26	48.42	54.00	-5.58	Average
2	5149.980	7.55	33.90	35.31	41.97	48.11	54.00	-5.89	Average
3	5180.000	7.57	33.96	35.29	87.48	93.72	-----	-----	Average



Test Mode: 01; Polarity: Vertical; Modulation:802.11a; Bandwidth:20MHz; Channel:Low

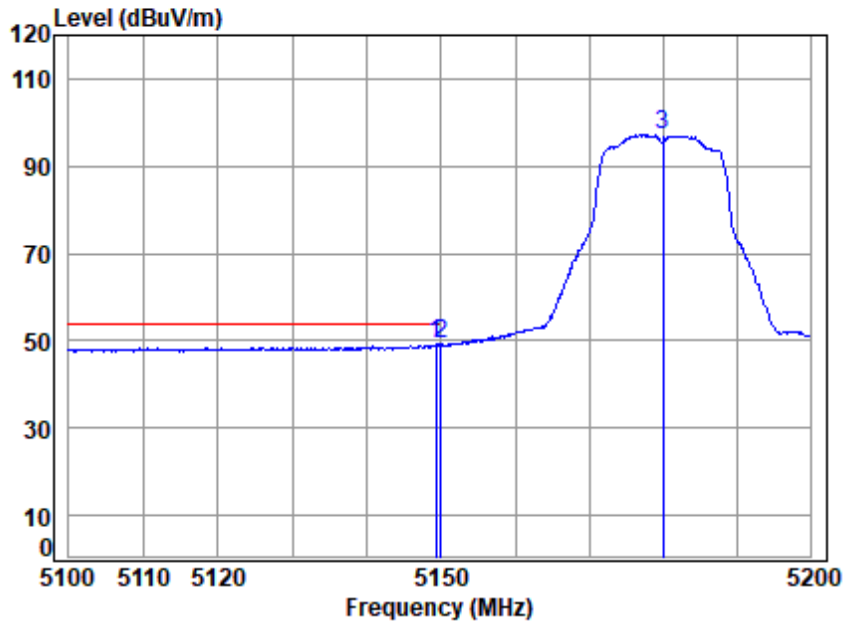


Site : chamber
 Condition: 3m VERTICAL
 Job No : 04146AT
 Mode : 5180 Band edge
 : 5G WIFI 11A

	Freq	Cable Loss	Ant Factor	Preamp Factor	Read Level	Limit Level	Over Limit	Remark
	MHz	dB	dB/m	dB	dBuV	dBuV/m	dBuV/m	dB
1	5148.058	7.55	33.90	35.31	55.86	62.00	74.00	-12.00 Peak
2	5149.980	7.55	33.90	35.31	54.01	60.15	74.00	-13.85 Peak
3 q	5180.000	7.57	33.96	35.29	99.69	105.93	68.20	37.73 Peak



Test Mode: 01; Polarity: Vertical; Modulation:802.11a; Bandwidth:20MHz; Channel:Low



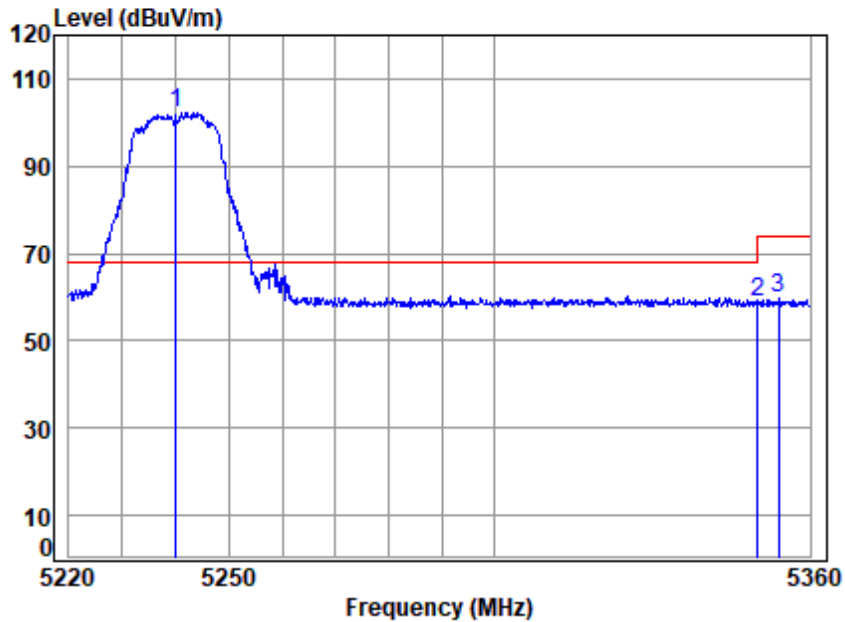
Site : chamber
 Condition: 3m VERTICAL
 Job No : 04146AT
 Mode : 5180 Band edge
 : 5G WIFI 11A

		Cable	Ant	Preamp	Read	Limit	Over	
	Freq	Loss	Factor	Factor	Level	Level	Line	Limit Remark
	MHz	dB	dB/m	dB	dBuV	dBuV/m	dBuV/m	dB
1	q 5149.257	7.55	33.90	35.31	43.14	49.28	54.00	-4.72 Average
2	5149.980	7.55	33.90	35.31	43.05	49.19	54.00	-4.81 Average
3	5180.000	7.57	33.96	35.29	91.08	97.32	-----	----- Average



Unless otherwise agreed in writing, this document is issued by the Company subject to its General Conditions of Service printed overleaf, available on request or accessible at <https://www.sgs.com/en/Terms-and-Conditions>. Attention is drawn to the limitation of liability, indemnification and jurisdiction issues defined therein. Any holder of this document is advised that information contained hereon reflects the Company's findings at the time of its intervention only and within the limits of Client's instructions, if any. The Company's sole responsibility is to its Client and this document does not exonerate parties to a transaction from exercising all their rights and obligations under the transaction documents. This document cannot be reproduced except in full, without prior written approval of the Company. Any unauthorized alteration, forgery or falsification of the content or appearance of this document is unlawful and offenders may be prosecuted to the fullest extent of the law. Unless otherwise stated the results shown in this test report refer only to the sample(s) tested and such sample(s) are retained for 30 days only.

Test Mode: 01; Polarity: Horizontal; Modulation:802.11a; Bandwidth:20MHz; Channel:High



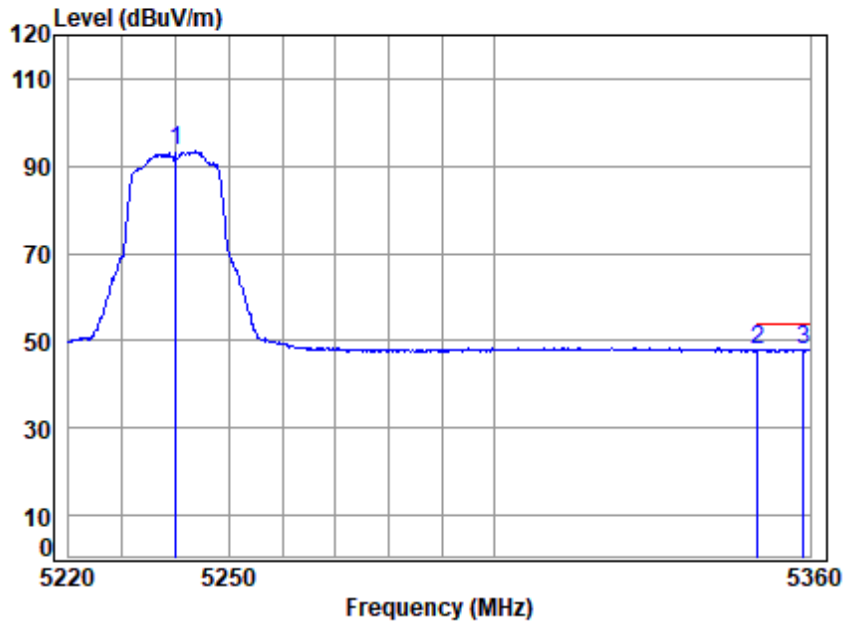
Site : chamber
 Condition: 3m HORIZONTAL
 Job No : 04146AT
 Mode : 5240 Band edge
 : 5G WIFI 11A

	Cable	Ant	Preamp	Read	Limit	Over		
Freq	Loss	Factor	Factor	Level	Level	Line	Limit	Remark
MHz	dB	dB/m	dB	dBuV	dBuV/m	dBuV/m	dB	
1 q 5240.000	7.62	34.08	35.26	95.85	102.29	68.20	34.09	peak
2 5350.020	7.70	34.40	35.21	52.02	58.91	74.00	-15.09	peak
3 5353.903	7.71	34.42	35.21	53.01	59.93	74.00	-14.07	peak



Unless otherwise agreed in writing, this document is issued by the Company subject to its General Conditions of Service printed overleaf, available on request or accessible at <https://www.sgs.com/en/Terms-and-Conditions>. Attention is drawn to the limitation of liability, indemnification and jurisdiction issues defined therein. Any holder of this document is advised that information contained hereon reflects the Company's findings at the time of its intervention only and within the limits of Client's instructions, if any. The Company's sole responsibility is to its Client and this document does not exonerate parties to a transaction from exercising all their rights and obligations under the transaction documents. This document cannot be reproduced except in full, without prior written approval of the Company. Any unauthorized alteration, forgery or falsification of the content or appearance of this document is unlawful and offenders may be prosecuted to the fullest extent of the law. Unless otherwise stated the results shown in this test report refer only to the sample(s) tested and such sample(s) are retained for 30 days only.
 Attention: To check the authenticity of testing /inspection report & certificate, please contact us at telephone: (86-755) 8307 1443, or email: CN.Doccheck@sgs.com
 No.1 Workshop, M-10, Middle Section, Science & Technology Park, Nanshan District, Shenzhen, Guangdong, China 518057 t (86-755) 26012053 f (86-755) 26710594 www.sgs.com.cn
 中国·广东·深圳市南山区科技园中区M-10栋1号厂房 邮编: 518057 t (86-755) 26012053 f (86-755) 26710594 sgs.china@sgs.com

Test Mode: 01; Polarity: Horizontal; Modulation:802.11a; Bandwidth:20MHz; Channel:High

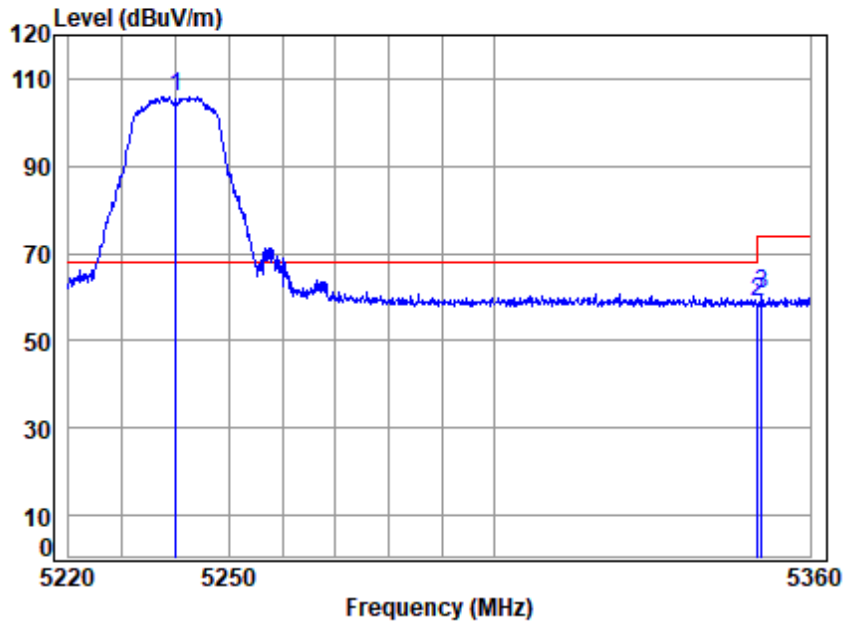


Site : chamber
 Condition: 3m HORIZONTAL
 Job No : 04146AT
 Mode : 5240 Band edge
 : 5G WIFI 11A

	Freq	Cable Loss	Ant Factor	Preamp Factor	Read Level	Limit Level	Limit Line	Over Limit	Remark
	MHz	dB	dB/m	dB	dBuV	dBuV/m	dBuV/m	dB	
1	5240.000	7.62	34.08	35.26	87.06	93.50	-----	-----	Average
2	5350.020	7.70	34.40	35.21	41.18	48.07	54.00	-5.93	Average
3 q	5358.724	7.71	34.43	35.20	41.16	48.10	54.00	-5.90	Average



Test Mode: 01; Polarity: Vertical; Modulation:802.11a; Bandwidth:20MHz; Channel:High



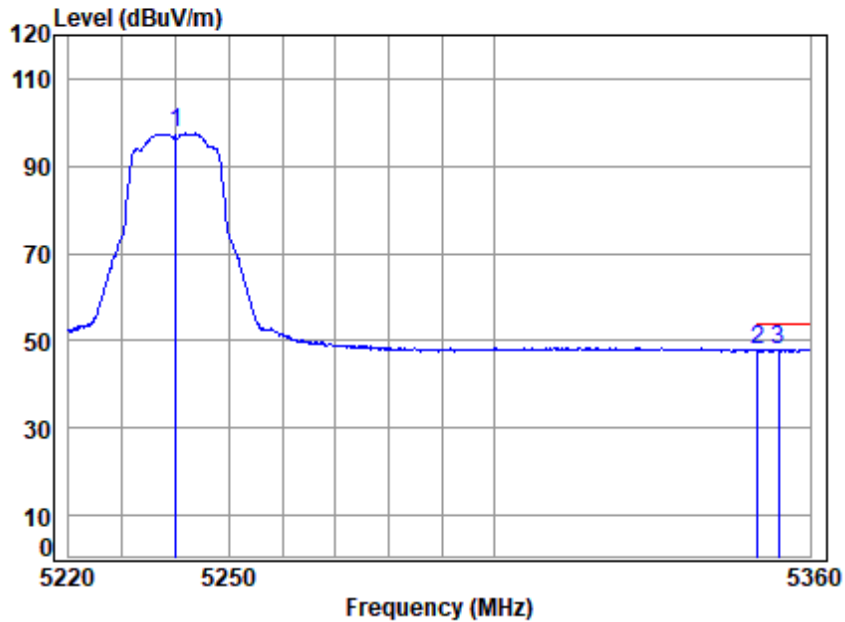
Site : chamber
 Condition: 3m VERTICAL
 Job No : 04146AT
 Mode : 5240 Band edge
 : 5G WIFI 11A

	Freq	Cable Loss	Ant Factor	Preamp Factor	Read Level	Limit Level	Over Limit	Remark
	MHz	dB	dB/m	dB	dBuV	dBuV/m	dBuV/m	dB
1 q	5240.000	7.62	34.08	35.26	99.59	106.03	68.20	37.83 Peak
2	5350.020	7.70	34.40	35.21	52.04	58.93	74.00	-15.07 Peak
3	5350.787	7.71	34.40	35.21	53.56	60.46	74.00	-13.54 Peak



Unless otherwise agreed in writing, this document is issued by the Company subject to its General Conditions of Service printed overleaf, available on request or accessible at <https://www.sgs.com/en/Terms-and-Conditions>. Attention is drawn to the limitation of liability, indemnification and jurisdiction issues defined therein. Any holder of this document is advised that information contained hereon reflects the Company's findings at the time of its intervention only and within the limits of Client's instructions, if any. The Company's sole responsibility is to its Client and this document does not exonerate parties to a transaction from exercising all their rights and obligations under the transaction documents. This document cannot be reproduced except in full, without prior written approval of the Company. Any unauthorized alteration, forgery or falsification of the content or appearance of this document is unlawful and offenders may be prosecuted to the fullest extent of the law. Unless otherwise stated the results shown in this test report refer only to the sample(s) tested and such sample(s) are retained for 30 days only.
 Attention: To check the authenticity of testing /inspection report & certificate, please contact us at telephone: (86-755) 8307 1443, or email: CN.Doccheck@sgs.com
 No.1 Workshop, M-10, Middle Section, Science & Technology Park, Nanshan District, Shenzhen, Guangdong, China 518057 t (86-755) 26012053 f (86-755) 26710594 www.sgs.com.cn
 中国·广东·深圳市南山区科技园中区M-10栋1号厂房 邮编: 518057 t (86-755) 26012053 f (86-755) 26710594 sgs.china@sgs.com

Test Mode: 01; Polarity: Vertical; Modulation:802.11a; Bandwidth:20MHz; Channel:High



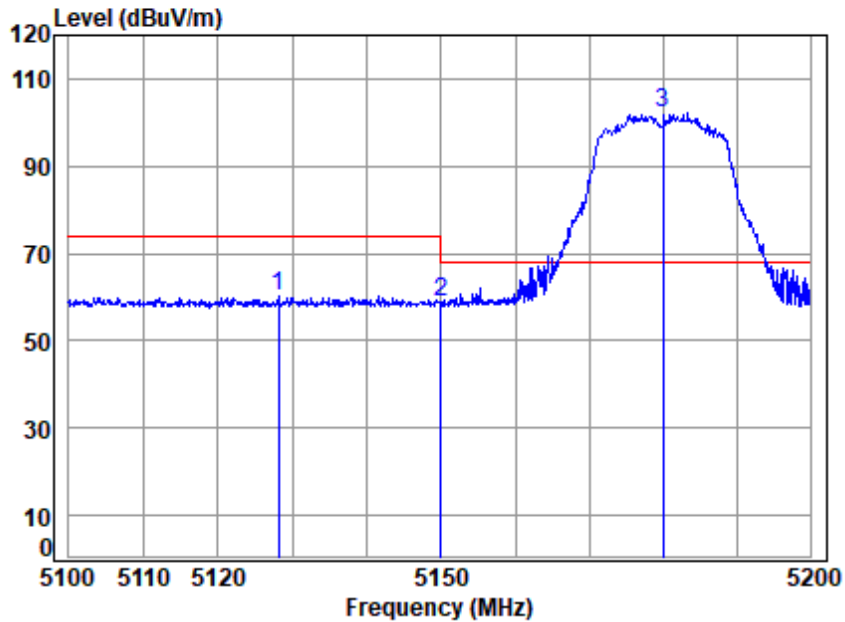
Site : chamber
 Condition: 3m VERTICAL
 Job No : 04146AT
 Mode : 5240 Band edge
 : 5G WIFI 11A

	Freq	Cable Loss	Ant Factor	Preamp Factor	Read Level	Limit Level	Limit Line	Over Limit	Remark
	MHz	dB	dB/m	dB	dBuV	dBuV/m	dBuV/m	dB	
1	5240.000	7.62	34.08	35.26	91.05	97.49	-----	-----	Average
2	5350.020	7.70	34.40	35.21	40.93	47.82	54.00	-6.18	Average
3 q	5353.903	7.71	34.42	35.21	41.16	48.08	54.00	-5.92	Average



Unless otherwise agreed in writing, this document is issued by the Company subject to its General Conditions of Service printed overleaf, available on request or accessible at <https://www.sgs.com/en/Terms-and-Conditions>. Attention is drawn to the limitation of liability, indemnification and jurisdiction issues defined therein. Any holder of this document is advised that information contained hereon reflects the Company's findings at the time of its intervention only and within the limits of Client's instructions, if any. The Company's sole responsibility is to its Client and this document does not exonerate parties to a transaction from exercising all their rights and obligations under the transaction documents. This document cannot be reproduced except in full, without prior written approval of the Company. Any unauthorized alteration, forgery or falsification of the content or appearance of this document is unlawful and offenders may be prosecuted to the fullest extent of the law. Unless otherwise stated the results shown in this test report refer only to the sample(s) tested and such sample(s) are retained for 30 days only.

Test Mode: 01; Polarity: Horizontal; Modulation:802.11n; Bandwidth:20MHz; Channel:Low

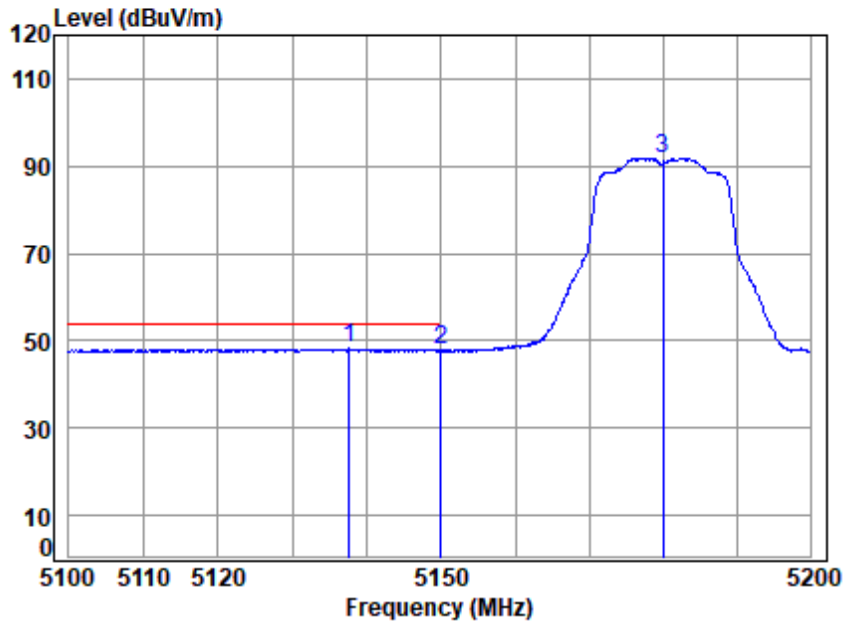


Site : chamber
 Condition: 3m HORIZONTAL
 Job No : 04146AT
 Mode : 5180 Band edge
 : 5G WIFI 11N20

	Freq	Cable Loss	Ant Factor	Preamp Factor	Read Level	Limit Level	Over Limit	Remark
	MHz	dB	dB/m	dB	dBuV	dBuV/m	dBuV/m	dB
1	5128.103	7.53	33.94	35.32	54.17	60.32	74.00	-13.68 peak
2	5149.980	7.55	33.90	35.31	52.86	59.00	74.00	-15.00 peak
3 q	5180.000	7.57	33.96	35.29	95.82	102.06	68.20	33.86 peak



Test Mode: 01; Polarity: Horizontal; Modulation:802.11n; Bandwidth:20MHz; Channel:Low

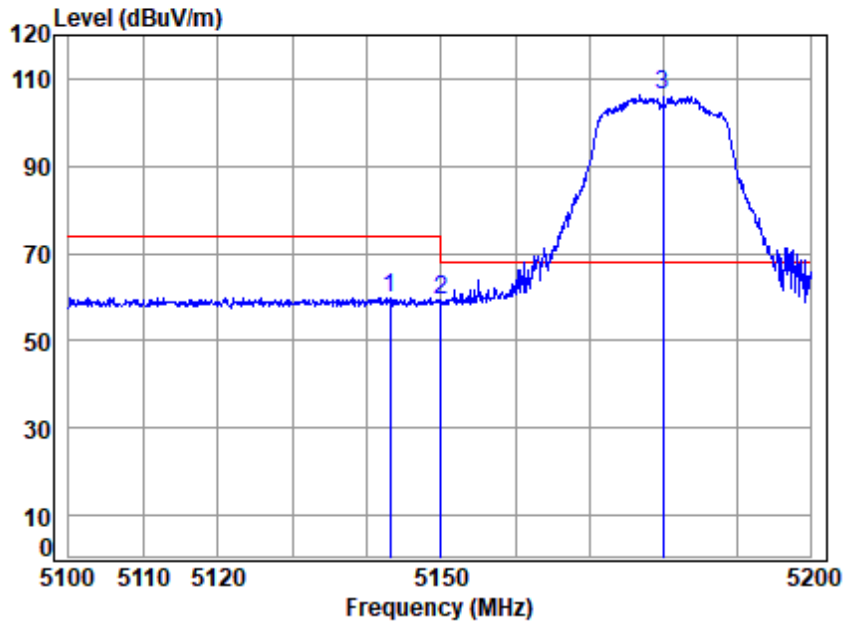


Site : chamber
 Condition: 3m HORIZONTAL
 Job No : 04146AT
 Mode : 5180 Band edge
 : 5G WIFI 11N20

		Cable	Ant	Preamp	Read	Limit	Over	
Freq	Loss	Factor	Factor	Factor	Level	Line	Limit	Remark
MHz	dB	dB/m	dB	dB	dBuV	dBuV/m	dBuV/m	dB
1 q 5137.572	7.54	33.92	35.32	42.04	48.18	54.00	-5.82	Average
2 5149.980	7.55	33.90	35.31	41.68	47.82	54.00	-6.18	Average
3 5180.000	7.57	33.96	35.29	85.62	91.86	-----	-----	Average



Test Mode: 01; Polarity: Vertical; Modulation:802.11n; Bandwidth:20MHz; Channel:Low

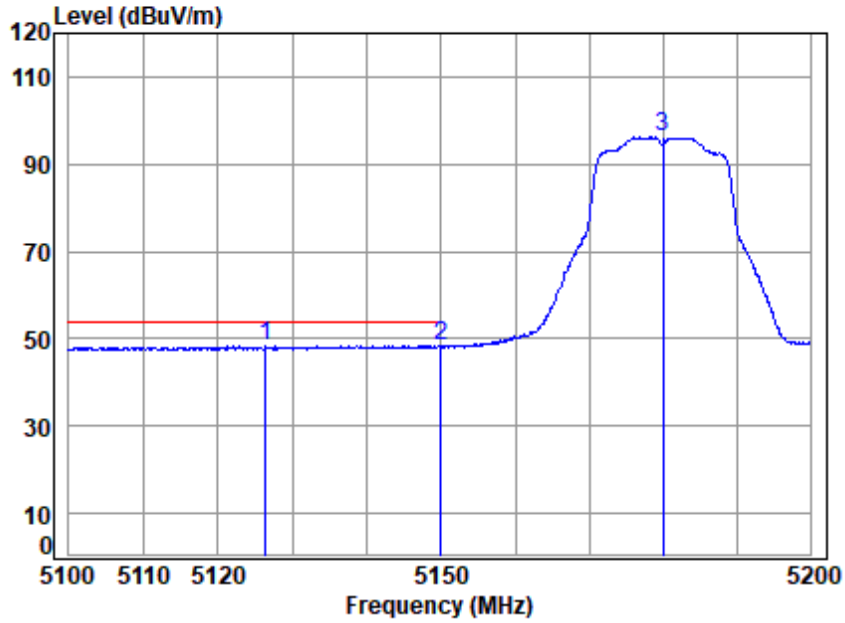


Site : chamber
 Condition: 3m VERTICAL
 Job No : 04146AT
 Mode : 5180 Band edge
 : 5G WIFI 11N20

	Cable	Ant	Preamp	Read	Limit	Over	
Freq	Loss	Factor	Factor	Level	Level	Line	Limit
MHz	dB	dB/m	dB	dBuV	dBuV/m	dBuV/m	dB
1	7.54	33.91	35.31	53.79	59.93	74.00	-14.07
2	7.55	33.90	35.31	53.05	59.19	74.00	-14.81
3 q	7.57	33.96	35.29	100.14	106.38	68.20	38.18



Test Mode: 01; Polarity: Vertical; Modulation:802.11n; Bandwidth:20MHz; Channel:Low

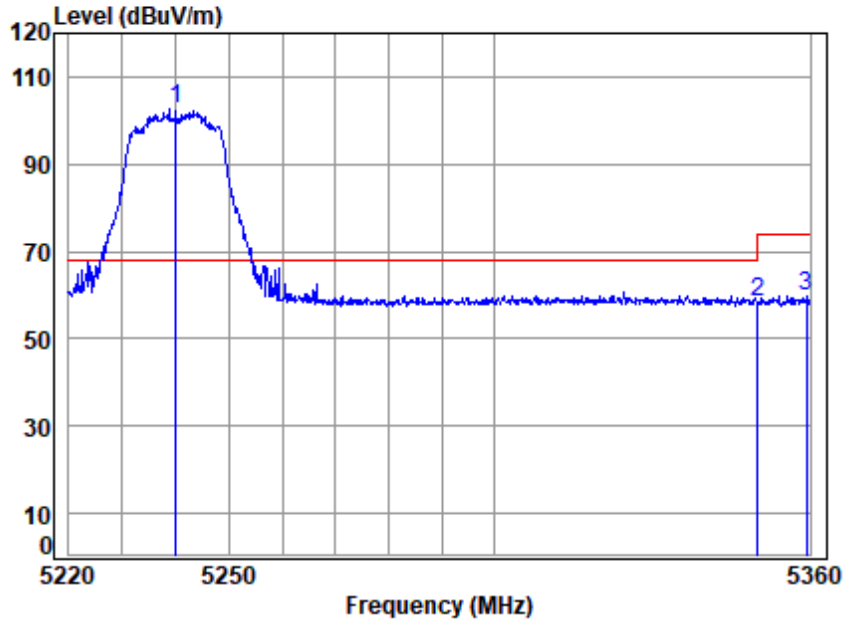


Site : chamber
 Condition: 3m VERTICAL
 Job No : 04146AT
 Mode : 5180 Band edge
 : 5G WIFI 11N20

		Cable	Ant	Preamp	Read	Limit	Over	
Freq	Loss	Factor	Factor	Factor	Level	Level	Line	Limit Remark
MHz	dB	dB/m	dB	dB	dBuV	dBuV/m	dBuV/m	dB
1 q 5126.411	7.53	33.95	35.32	42.27	48.43	54.00	-5.57	Average
2 5149.980	7.55	33.90	35.31	42.10	48.24	54.00	-5.76	Average
3 5180.000	7.57	33.96	35.29	89.87	96.11	-----	-----	Average



Test Mode: 01; Polarity: Horizontal; Modulation:802.11n; Bandwidth:20MHz; Channel:High

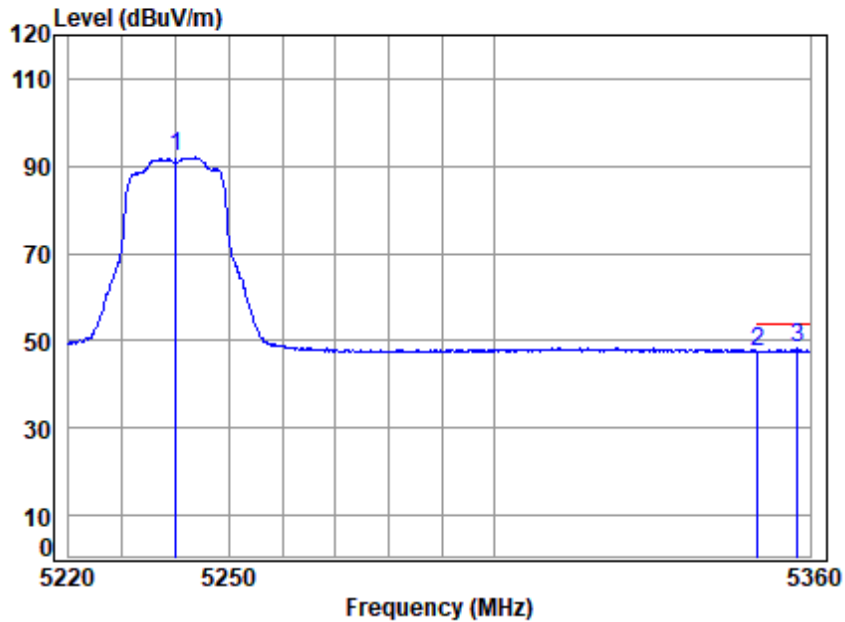


Site : chamber
 Condition: 3m HORIZONTAL
 Job No : 04146AT
 Mode : 5240 Band edge
 : 5G WIFI 11N20

	Cable	Ant	Preamp	Read	Limit	Over	
Freq	Loss	Factor	Factor	Level	Level	Line	Limit Remark
MHz	dB	dB/m	dB	dBuV	dBuV/m	dBuV/m	dB
1 q 5240.000	7.62	34.08	35.26	96.13	102.57	68.20	34.37 peak
2 5350.020	7.70	34.40	35.21	51.61	58.50	74.00	-15.50 peak
3 5359.291	7.71	34.44	35.20	52.91	59.86	74.00	-14.14 peak



Test Mode: 01; Polarity: Horizontal; Modulation:802.11n; Bandwidth:20MHz; Channel:High

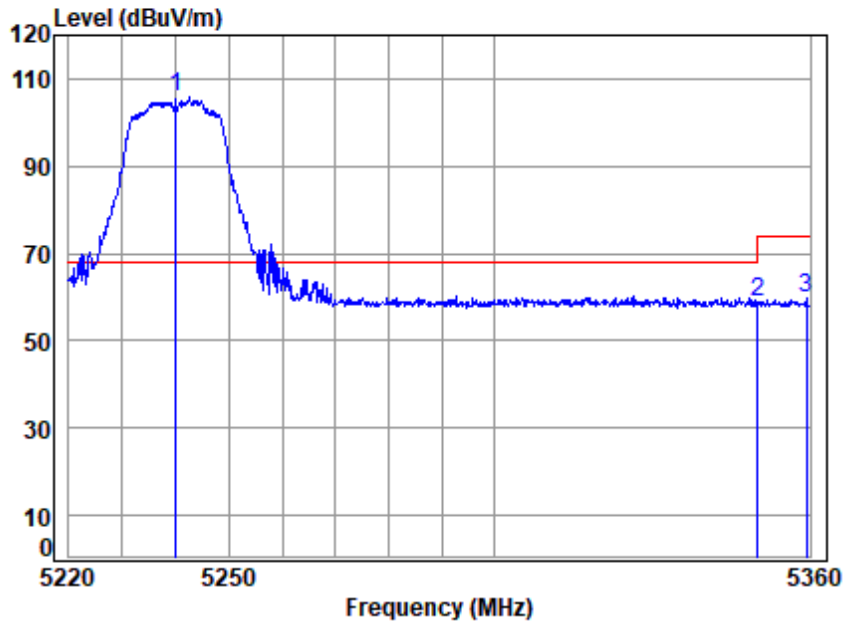


Site : chamber
 Condition: 3m HORIZONTAL
 Job No : 04146AT
 Mode : 5240 Band edge
 : 5G WIFI 11N20

	Freq	Cable Loss	Ant Factor	Preamp Factor	Read Level	Limit Level	Over Line	Over Limit	Remark
	MHz	dB	dB/m	dB	dBuV	dBuV/m	dBuV/m	dB	
1	5240.000	7.62	34.08	35.26	85.58	92.02	-----	-----	Average
2	5350.020	7.70	34.40	35.21	40.78	47.67	54.00	-6.33	Average
3 q	5357.589	7.71	34.43	35.20	41.20	48.14	54.00	-5.86	Average



Test Mode: 01; Polarity: Vertical; Modulation:802.11n; Bandwidth:20MHz; Channel:High

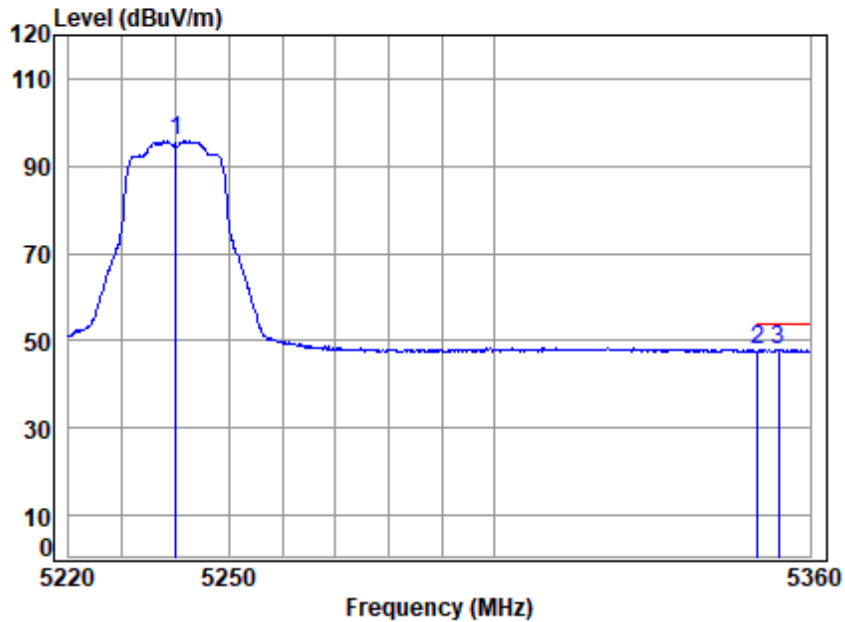


Site : chamber
 Condition: 3m VERTICAL
 Job No : 04146AT
 Mode : 5240 Band edge
 : 5G WIFI 11N20

	Freq	Cable Loss	Ant Factor	Preamp Factor	Read Level	Limit Level	Over Limit	Remark
	MHz	dB	dB/m	dB	dBuV	dBuV/m	dBuV/m	dB
1 q	5240.000	7.62	34.08	35.26	99.23	105.67	68.20	37.47 Peak
2	5350.020	7.70	34.40	35.21	51.78	58.67	74.00	-15.33 Peak
3	5359.291	7.71	34.44	35.20	52.88	59.83	74.00	-14.17 Peak



Test Mode: 01; Polarity: Vertical; Modulation:802.11n; Bandwidth:20MHz; Channel:High



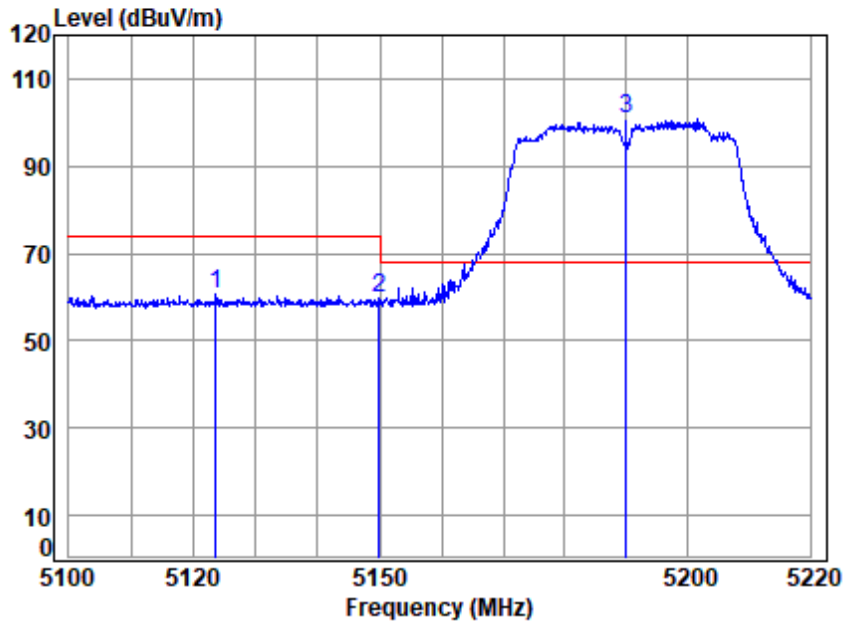
Site : chamber
 Condition: 3m VERTICAL
 Job No : 04146AT
 Mode : 5240 Band edge
 : 5G WIFI 11N20

	Freq	Cable Loss	Ant Factor	Preamp Factor	Read Level	Limit Level	Over Limit	Remark
	MHz	dB	dB/m	dB	dBuV	dBuV/m	dB	
1	5240.000	7.62	34.08	35.26	89.27	95.71	-----	Average
2	5350.020	7.70	34.40	35.21	40.95	47.84	54.00	-6.16 Average
3 q	5353.903	7.71	34.42	35.21	41.04	47.96	54.00	-6.04 Average



Unless otherwise agreed in writing, this document is issued by the Company subject to its General Conditions of Service printed overleaf, available on request or accessible at <https://www.sgs.com/en/Terms-and-Conditions>. Attention is drawn to the limitation of liability, indemnification and jurisdiction issues defined therein. Any holder of this document is advised that information contained hereon reflects the Company's findings at the time of its intervention only and within the limits of Client's instructions, if any. The Company's sole responsibility is to its Client and this document does not exonerate parties to a transaction from exercising all their rights and obligations under the transaction documents. This document cannot be reproduced except in full, without prior written approval of the Company. Any unauthorized alteration, forgery or falsification of the content or appearance of this document is unlawful and offenders may be prosecuted to the fullest extent of the law. Unless otherwise stated the results shown in this test report refer only to the sample(s) tested and such sample(s) are retained for 30 days only.

Test Mode: 01; Polarity: Horizontal; Modulation:802.11n; Bandwidth:40MHz; Channel:Low

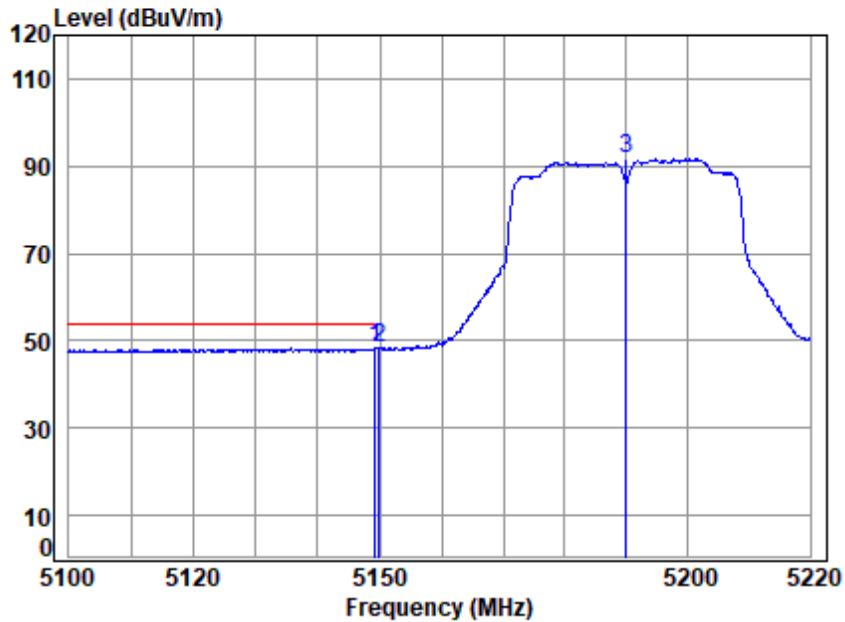


Site : chamber
 Condition: 3m HORIZONTAL
 Job No : 04146AT
 Mode : 5190 Band edge
 : 5G WIFI 11N40

	Cable	Ant	Preamp	Read	Limit	Over		
Freq	Loss	Factor	Factor	Level	Level	Line	Limit	Remark
MHz	dB	dB/m	dB	dBuV	dBuV/m	dBuV/m	dB	
1	5123.539	7.53	33.95	35.32	54.56	60.72	74.00	-13.28 peak
2	5149.980	7.55	33.90	35.31	53.67	59.81	74.00	-14.19 peak
3 q	5190.000	7.58	33.98	35.29	94.36	100.63	68.20	32.43 peak



Test Mode: 01; Polarity: Horizontal; Modulation:802.11n; Bandwidth:40MHz; Channel:Low



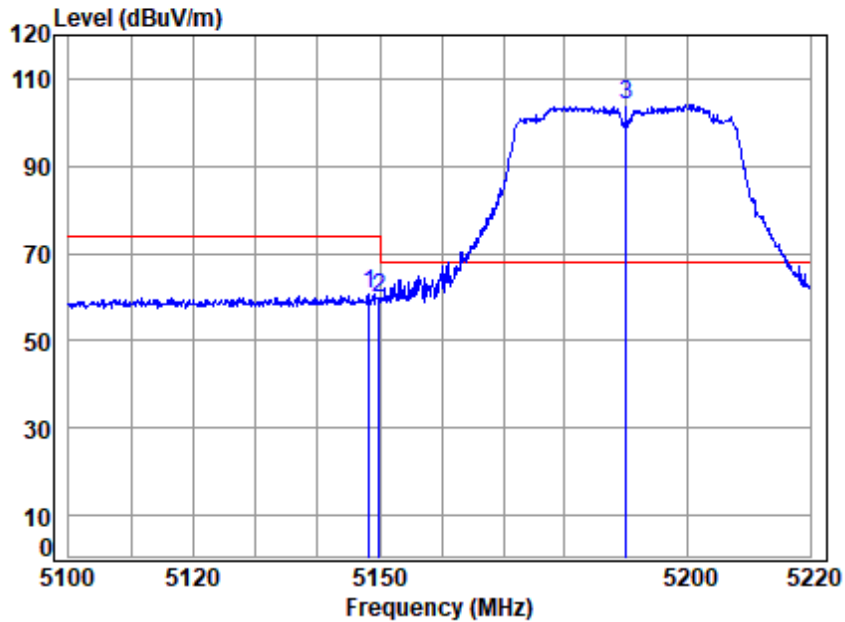
Site : chamber
 Condition: 3m HORIZONTAL
 Job No : 04146AT
 Mode : 5190 Band edge
 : 5G WIFI 11N40

	Freq	Cable Loss	Ant Factor	Preamp Factor	Read Level	Limit Level	Over Limit	Remark
	MHz	dB	dB/m	dB	dBuV	dBuV/m	dBuV/m	dB
1	5149.222	7.55	33.90	35.31	42.12	54.00	-5.74	Average
2 q	5149.980	7.55	33.90	35.31	42.28	54.00	-5.58	Average
3	5190.000	7.58	33.98	35.29	85.49	-----	-----	Average



Unless otherwise agreed in writing, this document is issued by the Company subject to its General Conditions of Service printed overleaf, available on request or accessible at <https://www.sgs.com/en/Terms-and-Conditions>. Attention is drawn to the limitation of liability, indemnification and jurisdiction issues defined therein. Any holder of this document is advised that information contained hereon reflects the Company's findings at the time of its intervention only and within the limits of Client's instructions, if any. The Company's sole responsibility is to its Client and this document does not exonerate parties to a transaction from exercising all their rights and obligations under the transaction documents. This document cannot be reproduced except in full, without prior written approval of the Company. Any unauthorized alteration, forgery or falsification of the content or appearance of this document is unlawful and offenders may be prosecuted to the fullest extent of the law. Unless otherwise stated the results shown in this test report refer only to the sample(s) tested and such sample(s) are retained for 30 days only.

Test Mode: 01; Polarity: Vertical; Modulation:802.11n; Bandwidth:40MHz; Channel:Low

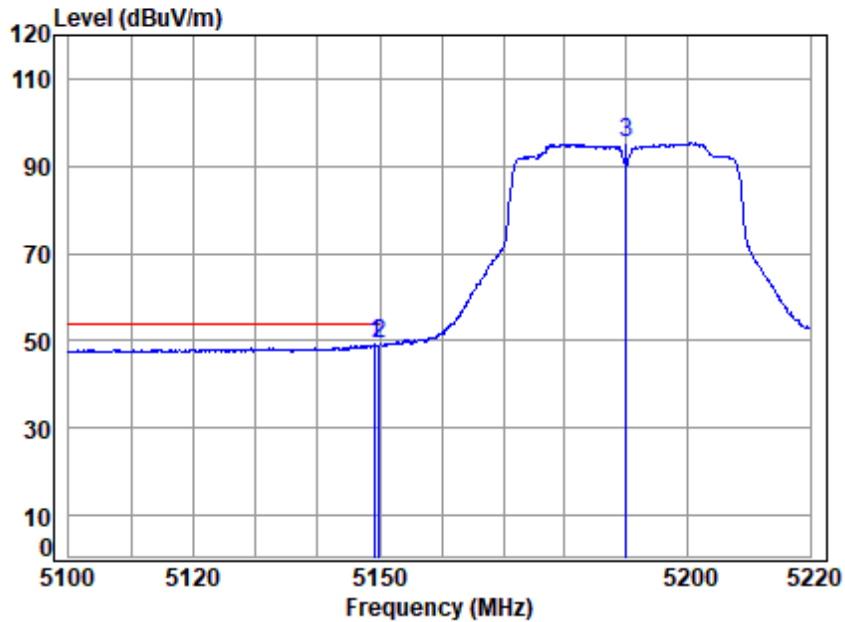


Site : chamber
 Condition: 3m VERTICAL
 Job No : 04146AT
 Mode : 5190 Band edge
 : 5G WIFI 11N40

	Freq	Cable Loss	Ant Factor	Preamp Factor	Read Level	Limit Level	Over Line	Remark
	MHz	dB	dB/m	dB	dBuV	dBuV/m	dBuV/m	dB
1	5148.264	7.55	33.90	35.31	54.47	60.61	74.00	-13.39 Peak
2	5149.980	7.55	33.90	35.31	53.62	59.76	74.00	-14.24 Peak
3 q	5190.000	7.58	33.98	35.29	97.87	104.14	68.20	35.94 Peak



Test Mode: 01; Polarity: Vertical; Modulation:802.11n; Bandwidth:40MHz; Channel:Low

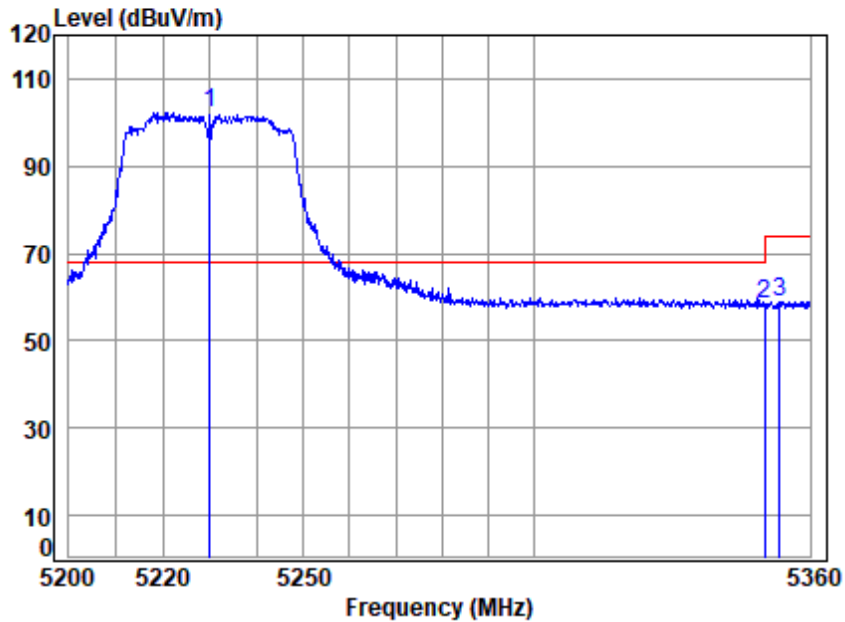


Site : chamber
 Condition: 3m VERTICAL
 Job No : 04146AT
 Mode : 5190 Band edge
 : 5G WIFI 11N40

	Freq	Cable Loss	Ant Factor	Preamp Factor	Read Level	Limit Level	Over Limit	Remark
	MHz	dB	dB/m	dB	dBuV	dBuV/m	dBuV/m	dB
1	5149.342	7.55	33.90	35.31	42.91	49.05	54.00	-4.95 Average
2 q	5149.980	7.55	33.90	35.31	43.36	49.50	54.00	-4.50 Average
3	5190.000	7.58	33.98	35.29	89.14	95.41	-----	----- Average



Test Mode: 01; Polarity: Horizontal; Modulation:802.11n; Bandwidth:40MHz; Channel:High

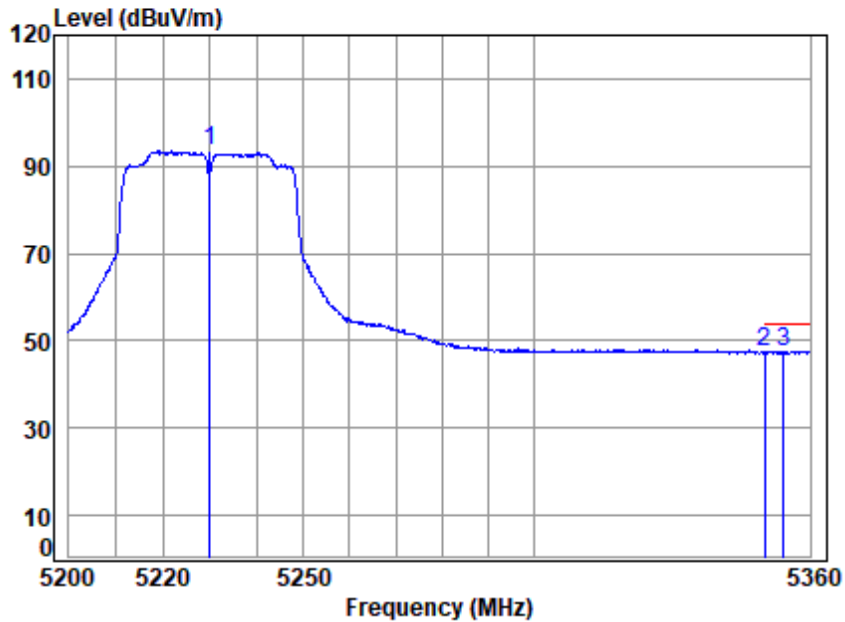


Site : chamber
 Condition: 3m HORIZONTAL
 Job No : 04146AT
 Mode : 5230 Band edge
 : 5G WIFI 11N40

	Cable	Ant	Preamp	Read	Limit	Over		
Freq	Loss	Factor	Factor	Level	Level	Line	Limit	Remark
MHz	dB	dB/m	dB	dBuV	dBuV/m	dBuV/m	dB	
1 q 5230.000	7.61	34.06	35.27	95.83	102.23	68.20	34.03	peak
2 5350.020	7.70	34.40	35.21	51.55	58.44	74.00	-15.56	peak
3 5353.344	7.71	34.41	35.21	52.17	59.08	74.00	-14.92	peak



Test Mode: 01; Polarity: Horizontal; Modulation:802.11n; Bandwidth:40MHz; Channel:High

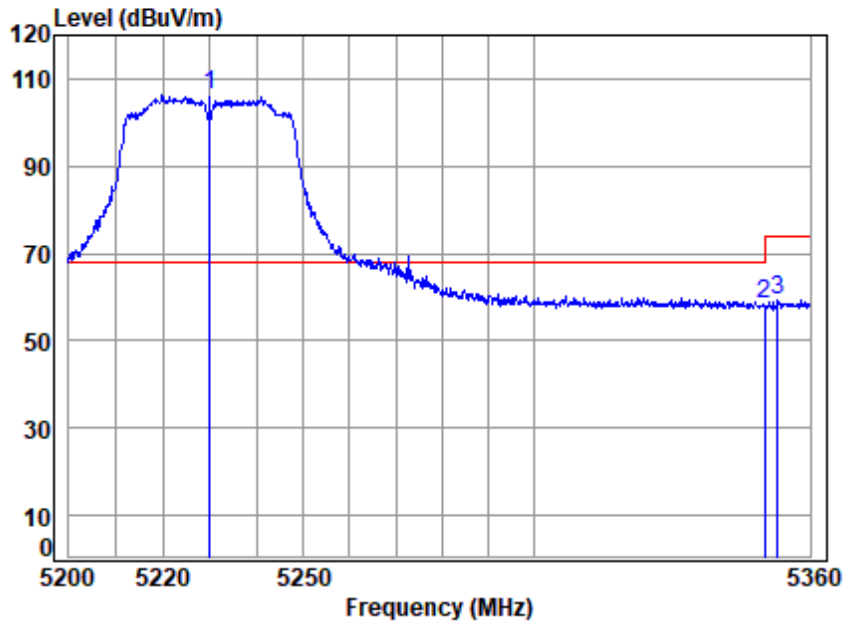


Site : chamber
 Condition: 3m HORIZONTAL
 Job No : 04146AT
 Mode : 5230 Band edge
 : 5G WIFI 11N40

	Cable	Ant	Preamp	Read	Limit	Over		
Freq	Loss	Factor	Factor	Level	Level	Line	Limit	
MHz	dB	dB/m	dB	dBuV	dBuV/m	dBuV/m	dB	
1	5230.000	7.61	34.06	35.27	87.03	93.43	-----	Average
2	5350.020	7.70	34.40	35.21	40.39	47.28	54.00	-6.72 Average
3	q 5354.155	7.71	34.42	35.21	40.68	47.60	54.00	-6.40 Average



Test Mode: 01; Polarity: Vertical; Modulation:802.11n; Bandwidth:40MHz; Channel:High

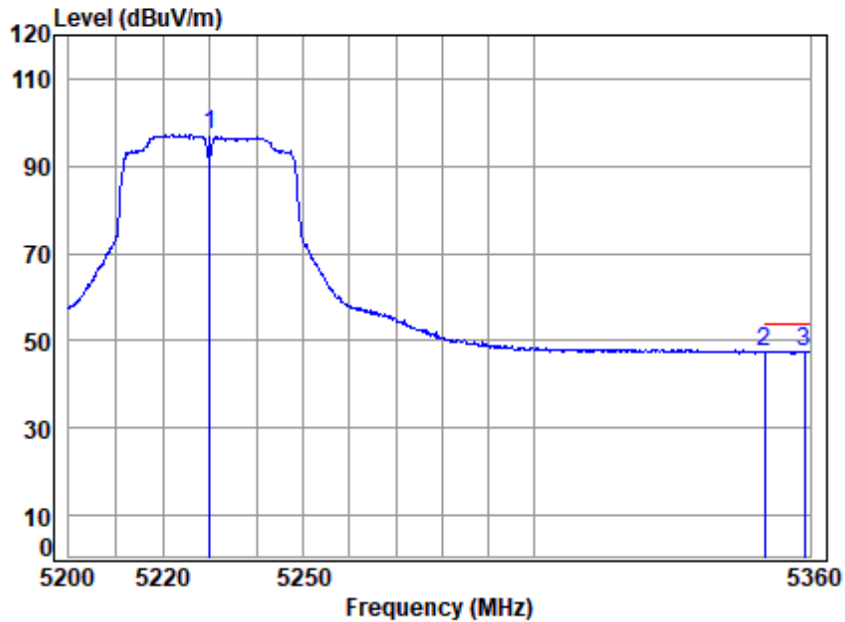


Site : chamber
 Condition: 3m VERTICAL
 Job No : 04146AT
 Mode : 5230 Band edge
 : 5G WIFI 11N40

	Freq	Cable Loss	Ant Factor	Preamp Factor	Read Level	Limit Level	Over Limit	Remark
	MHz	dB	dB/m	dB	dBuV	dBuV/m	dBuV/m	dB
1 q	5230.000	7.61	34.06	35.27	99.71	106.11	68.20	37.91 Peak
2	5350.020	7.70	34.40	35.21	51.32	58.21	74.00	-15.79 Peak
3	5352.857	7.71	34.41	35.21	52.47	59.38	74.00	-14.62 Peak



Test Mode: 01; Polarity: Vertical; Modulation:802.11n; Bandwidth:40MHz; Channel:High

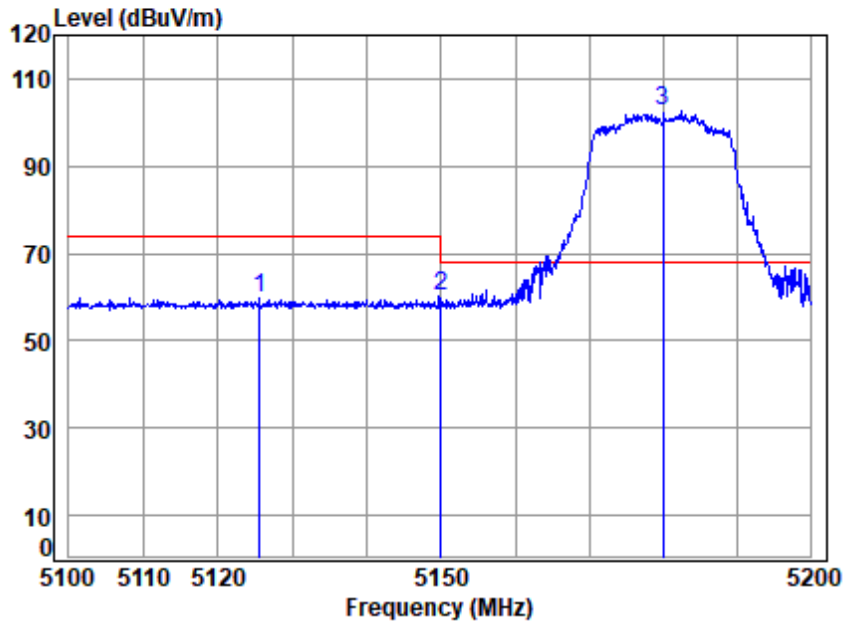


Site : chamber
 Condition: 3m VERTICAL
 Job No : 04146AT
 Mode : 5230 Band edge
 : 5G WIFI 11N40

	Freq	Cable Loss	Ant Factor	Preamp Factor	Read Level	Limit Level	Over Line	Over Limit	Remark
	MHz	dB	dB/m	dB	dBuV	dBuV/m	dBuV/m	dB	
1	5230.000	7.61	34.06	35.27	90.81	97.21	-----	-----	Average
2	5350.020	7.70	34.40	35.21	40.45	47.34	54.00	-6.66	Average
3 q	5358.701	7.71	34.43	35.20	40.69	47.63	54.00	-6.37	Average



Test Mode: 01; Polarity: Horizontal; Modulation:802.11ac; Bandwidth:20MHz; Channel:Low

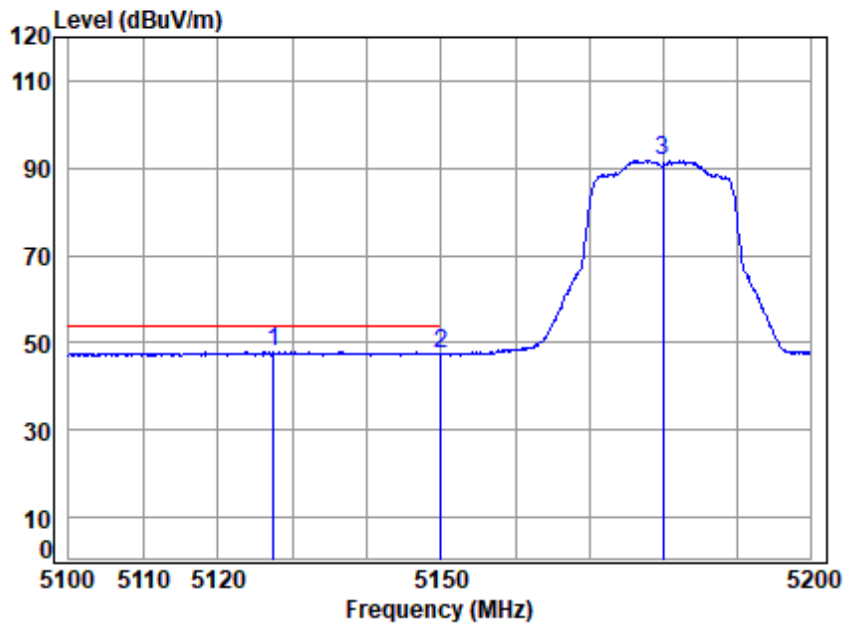


Site : chamber
 Condition: 3m HORIZONTAL
 Job No : 04146AT
 Mode : 5180 Band edge
 : 5G WIFI 11AX20

	Freq	Cable Loss	Ant Factor	Preamp Factor	Read Level	Limit Level	Over Limit	Remark
	MHz	dB	dB/m	dB	dBuV	dBuV/m	dBuV/m	dB
1	5125.515	7.53	33.95	35.32	53.69	59.85	74.00	-14.15 peak
2	5149.980	7.55	33.90	35.31	53.99	60.13	74.00	-13.87 peak
3 q	5180.000	7.57	33.96	35.29	96.54	102.78	68.20	34.58 peak



Test Mode: 01; Polarity: Horizontal; Modulation:802.11ac; Bandwidth:20MHz; Channel:Low

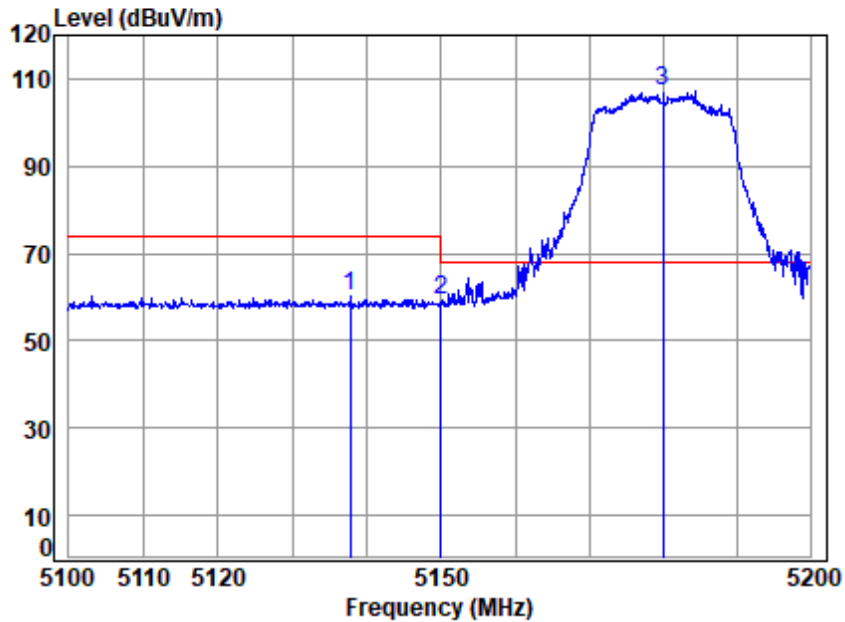


Site : chamber
 Condition: 3m HORIZONTAL
 Job No : 04146AT
 Mode : 5180 Band edge
 : 5G WIFI 11AX20

		Cable	Ant	Preamp	Read	Limit	Over		
	Freq	Loss	Factor	Factor	Level	Level	Line	Limit	Remark
	MHz	dB	dB/m	dB	dBuV	dBuV/m	dBuV/m	dB	
1	q 5127.406	7.53	33.95	35.32	41.79	47.95	54.00	-6.05	Average
2	5149.980	7.55	33.90	35.31	41.31	47.45	54.00	-6.55	Average
3	5180.000	7.57	33.96	35.29	85.56	91.80	-----	-----	Average



Test Mode: 01; Polarity: Vertical; Modulation:802.11ac; Bandwidth:20MHz; Channel:Low

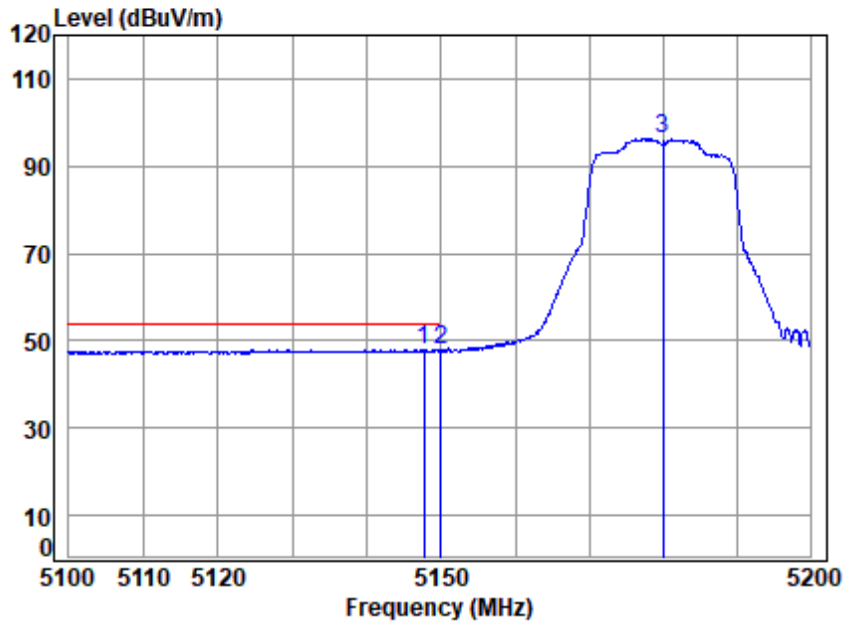


Site : chamber
 Condition: 3m VERTICAL
 Job No : 04146AT
 Mode : 5180 Band edge
 : 5G WIFI 11AX20

	Freq	Cable Loss	Ant Factor	Preamp Factor	Read Level	Limit Level	Over Limit	Remark
	MHz	dB	dB/m	dB	dBuV	dBuV/m	dBuV/m	dB
1	5137.771	7.54	33.92	35.32	54.03	60.17	74.00	-13.83 Peak
2	5149.980	7.55	33.90	35.31	53.20	59.34	74.00	-14.66 Peak
3 q	5180.000	7.57	33.96	35.29	100.97	107.21	68.20	39.01 Peak



Test Mode: 01; Polarity: Vertical; Modulation:802.11ac; Bandwidth:20MHz; Channel:Low

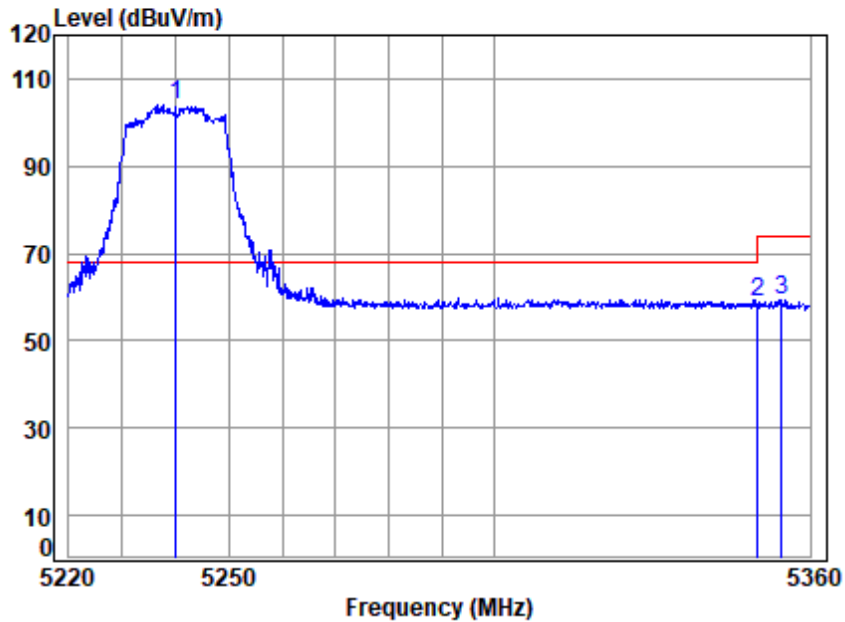


Site : chamber
 Condition: 3m VERTICAL
 Job No : 04146AT
 Mode : 5180 Band edge
 : 5G WIFI 11AX20

		Cable	Ant	Preamp	Read	Limit	Over		
	Freq	Loss	Factor	Factor	Level	Level	Line	Limit	Remark
	MHz	dB	dB/m	dB	dBuV	dBuV/m	dBuV/m	dB	
1	q 5147.658	7.55	33.90	35.31	41.90	48.04	54.00	-5.96	Average
2	5149.980	7.55	33.90	35.31	41.73	47.87	54.00	-6.13	Average
3	5180.000	7.57	33.96	35.29	90.04	96.28	-----	-----	Average



Test Mode: 01; Polarity: Horizontal; Modulation:802.11ac; Bandwidth:20MHz; Channel:High

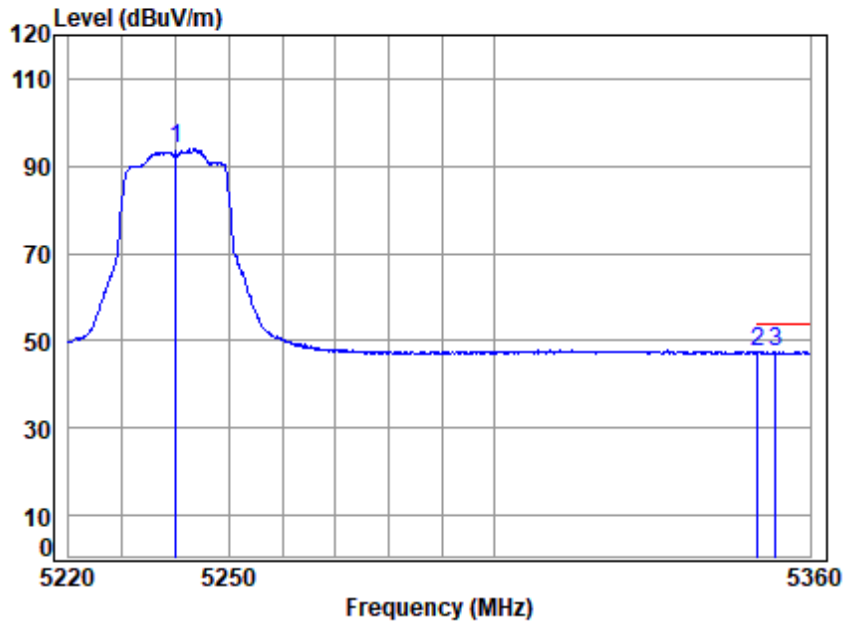


Site : chamber
 Condition: 3m HORIZONTAL
 Job No : 04146AT
 Mode : 5240 Band edge
 : 5G WIFI 11AX20

	Cable	Ant	Preamp	Read	Limit	Over	
Freq	Loss	Factor	Factor	Level	Level	Line	Limit Remark
MHz	dB	dB/m	dB	dBuV	dBuV/m	dBuV/m	dB
1 q 5240.000	7.62	34.08	35.26	97.70	104.14	68.20	35.94 peak
2 5350.020	7.70	34.40	35.21	51.88	58.77	74.00	-15.23 peak
3 5354.470	7.71	34.42	35.21	52.44	59.36	74.00	-14.64 peak



Test Mode: 01; Polarity: Horizontal; Modulation:802.11ac; Bandwidth:20MHz; Channel:High



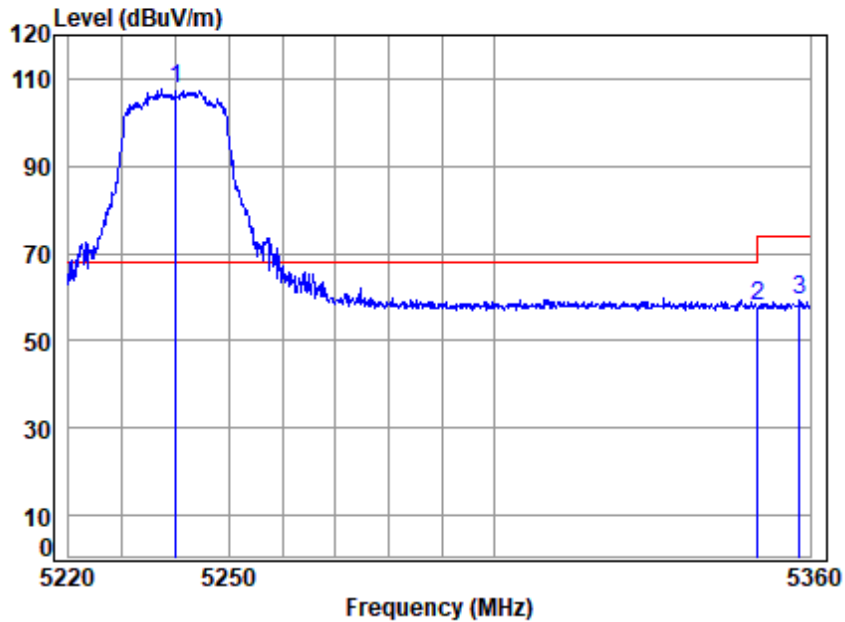
Site : chamber
 Condition: 3m HORIZONTAL
 Job No : 04146AT
 Mode : 5240 Band edge
 : 5G WIFI 11AX20

	Freq	Cable Loss	Ant Factor	Preamp Factor	Read Level	Limit Level	Over Limit	Remark
	MHz	dB	dB/m	dB	dBuV	dBuV/m	dBuV/m	dB
1	5240.000	7.62	34.08	35.26	87.49	93.93	-----	Average
2	5350.020	7.70	34.40	35.21	40.34	47.23	54.00	-6.77 Average
3 q	5353.337	7.71	34.41	35.21	40.60	47.51	54.00	-6.49 Average



Unless otherwise agreed in writing, this document is issued by the Company subject to its General Conditions of Service printed overleaf, available on request or accessible at <https://www.sgs.com/en/Terms-and-Conditions>. Attention is drawn to the limitation of liability, indemnification and jurisdiction issues defined therein. Any holder of this document is advised that information contained hereon reflects the Company's findings at the time of its intervention only and within the limits of Client's instructions, if any. The Company's sole responsibility is to its Client and this document does not exonerate parties to a transaction from exercising all their rights and obligations under the transaction documents. This document cannot be reproduced except in full, without prior written approval of the Company. Any unauthorized alteration, forgery or falsification of the content or appearance of this document is unlawful and offenders may be prosecuted to the fullest extent of the law. Unless otherwise stated the results shown in this test report refer only to the sample(s) tested and such sample(s) are retained for 30 days only.

Test Mode: 01; Polarity: Vertical; Modulation:802.11ac; Bandwidth:20MHz; Channel:High



Site : chamber
 Condition: 3m VERTICAL
 Job No : 04146AT
 Mode : 5240 Band edge
 : 5G WIFI 11AX20

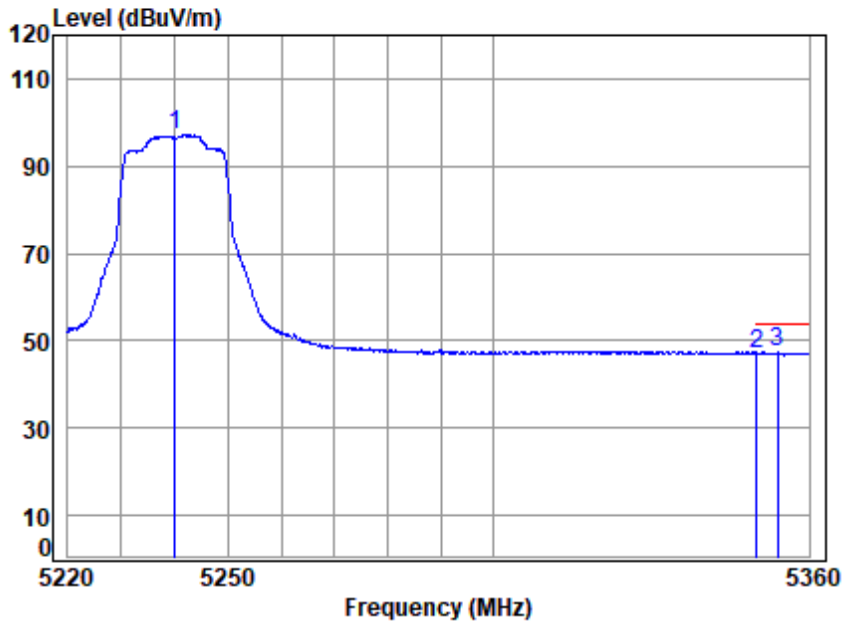
	Freq	Cable Loss	Ant Factor	Preamp Factor	Read Level	Limit Level	Over Limit	Remark
	MHz	dB	dB/m	dB	dBuV	dBuV/m	dBuV/m	dB
1 q	5240.000	7.62	34.08	35.26	101.26	107.70	68.20	39.50 Peak
2	5350.020	7.70	34.40	35.21	50.90	57.79	74.00	-16.21 Peak
3	5358.014	7.71	34.43	35.20	52.47	59.41	74.00	-14.59 Peak



Unless otherwise agreed in writing, this document is issued by the Company subject to its General Conditions of Service printed overleaf, available on request or accessible at <https://www.sgs.com/en/Terms-and-Conditions>. Attention is drawn to the limitation of liability, indemnification and jurisdiction issues defined therein. Any holder of this document is advised that information contained hereon reflects the Company's findings at the time of its intervention only and within the limits of Client's instructions, if any. The Company's sole responsibility is to its Client and this document does not exonerate parties to a transaction from exercising all their rights and obligations under the transaction documents. This document cannot be reproduced except in full, without prior written approval of the Company. Any unauthorized alteration, forgery or falsification of the content or appearance of this document is unlawful and offenders may be prosecuted to the fullest extent of the law. Unless otherwise stated the results shown in this test report refer only to the sample(s) tested and such sample(s) are retained for 30 days only.

Attention: To check the authenticity of testing /inspection report & certificate, please contact us at telephone: (86-755) 8307 1443, or email: CN.Doccheck@sgs.com
 No.1 Workshop, M-10, Middle Section, Science & Technology Park, Nanshan District, Shenzhen, Guangdong, China 518057 t (86-755) 26012053 f (86-755) 26710594 www.sgs.com.cn
 中国·广东·深圳市南山区科技园中区M-10栋1号厂房 邮编: 518057 t (86-755) 26012053 f (86-755) 26710594 sgs.china@sgs.com

Test Mode: 01; Polarity: Vertical; Modulation:802.11ac; Bandwidth:20MHz; Channel:High



Site : chamber
 Condition: 3m VERTICAL
 Job No : 04146AT
 Mode : 5240 Band edge
 : 5G WIFI 11AX20

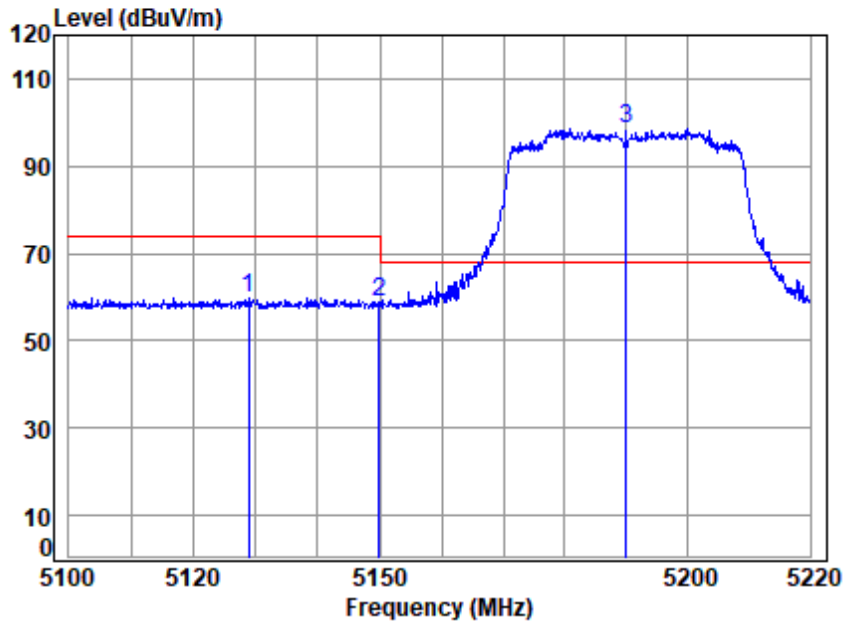
	Freq	Cable Loss	Ant Factor	Preamp Factor	Read Level	Limit Level	Over Limit	Remark
	MHz	dB	dB/m	dB	dBuV	dBuV/m	dBuV/m	dB
1	5240.000	7.62	34.08	35.26	90.70	97.14	-----	Average
2	5350.020	7.70	34.40	35.21	40.22	47.11	54.00	-6.89 Average
3 q	5353.903	7.71	34.42	35.21	40.47	47.39	54.00	-6.61 Average



Unless otherwise agreed in writing, this document is issued by the Company subject to its General Conditions of Service printed overleaf, available on request or accessible at <https://www.sgs.com/en/Terms-and-Conditions>. Attention is drawn to the limitation of liability, indemnification and jurisdiction issues defined therein. Any holder of this document is advised that information contained hereon reflects the Company's findings at the time of its intervention only and within the limits of Client's instructions, if any. The Company's sole responsibility is to its Client and this document does not exonerate parties to a transaction from exercising all their rights and obligations under the transaction documents. This document cannot be reproduced except in full, without prior written approval of the Company. Any unauthorized alteration, forgery or falsification of the content or appearance of this document is unlawful and offenders may be prosecuted to the fullest extent of the law. Unless otherwise stated the results shown in this test report refer only to the sample(s) tested and such sample(s) are retained for 30 days only.

Attention: To check the authenticity of testing /inspection report & certificate, please contact us at telephone: (86-755) 8307 1443, or email: CN.Doccheck@sgs.com
 No.1 Workshop, M-10, Middle Section, Science & Technology Park, Nanshan District, Shenzhen, Guangdong, China 518057 t (86-755) 26012053 f (86-755) 26710594 www.sgs.com.cn
 中国·广东·深圳市南山区科技园中区M-10栋1号厂房 邮编: 518057 t (86-755) 26012053 f (86-755) 26710594 sgs.china@sgs.com

Test Mode: 01; Polarity: Horizontal; Modulation:802.11ac; Bandwidth:40MHz; Channel:Low

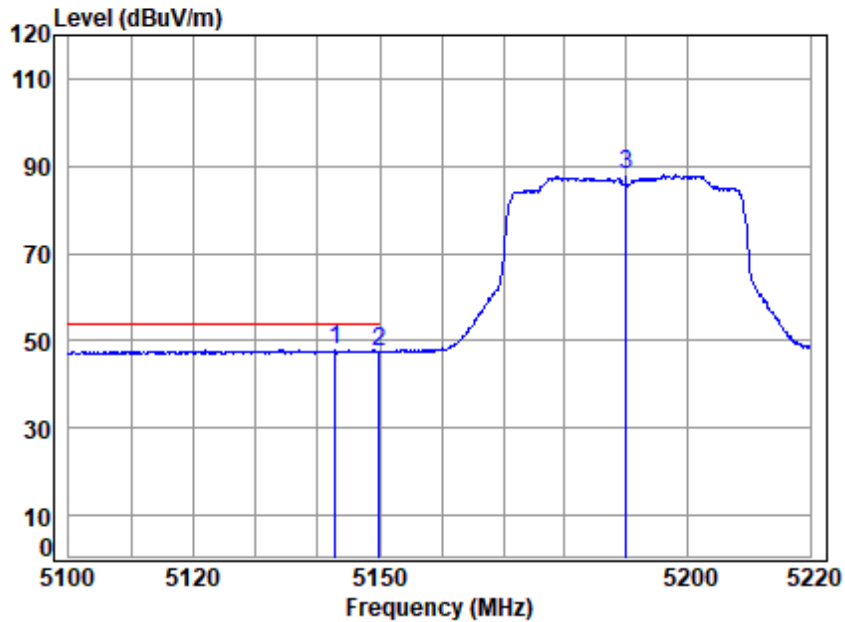


Site : chamber
 Condition: 3m HORIZONTAL
 Job No : 04146AT
 Mode : 5190 Band edge
 : 5G WIFI 11AX40

	Freq	Cable Loss	Ant Factor	Preamp Factor	Read Level	Limit Level	Over Limit	Remark
	MHz	dB	dB/m	dB	dBuV	dBuV/m	dBuV/m	dB
1	5128.904	7.53	33.94	35.32	53.52	59.67	74.00	-14.33 peak
2	5149.980	7.55	33.90	35.31	52.80	58.94	74.00	-15.06 peak
3 q	5190.000	7.58	33.98	35.29	92.27	98.54	68.20	30.34 peak



Test Mode: 01; Polarity: Horizontal; Modulation:802.11ac; Bandwidth:40MHz; Channel:Low

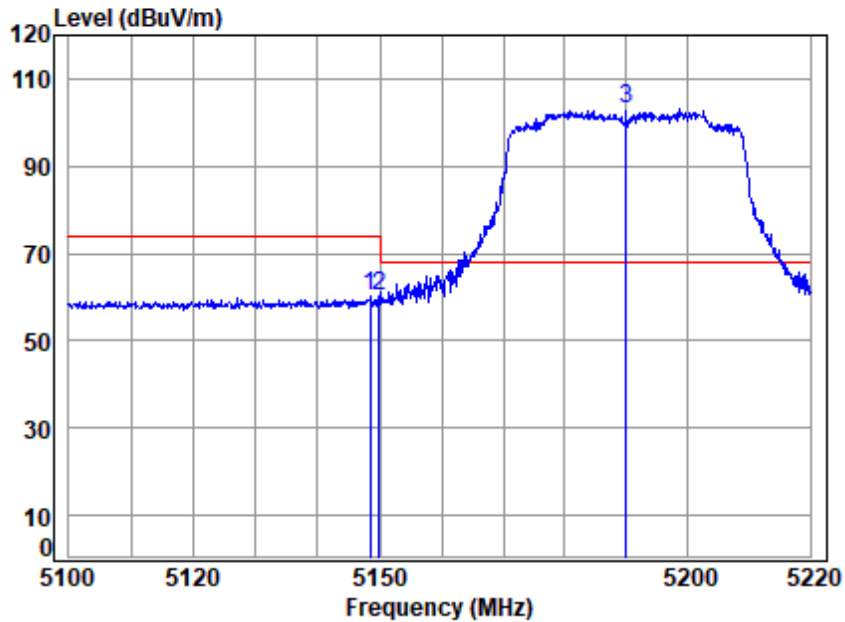


Site : chamber
 Condition: 3m HORIZONTAL
 Job No : 04146AT
 Mode : 5190 Band edge
 : 5G WIFI 11AX40

		Cable	Ant	Preamp	Read	Limit	Over	
	Freq	Loss	Factor	Factor	Level	Line	Limit	Remark
	MHz	dB	dB/m	dB	dBuV	dBuV/m	dBuV/m	dB
1	q 5142.759	7.54	33.91	35.31	41.65	47.79	54.00	-6.21 Average
2	5149.980	7.55	33.90	35.31	41.52	47.66	54.00	-6.34 Average
3	5190.000	7.58	33.98	35.29	81.59	87.86	-----	----- Average



Test Mode: 01; Polarity: Vertical; Modulation:802.11ac; Bandwidth:40MHz; Channel:Low

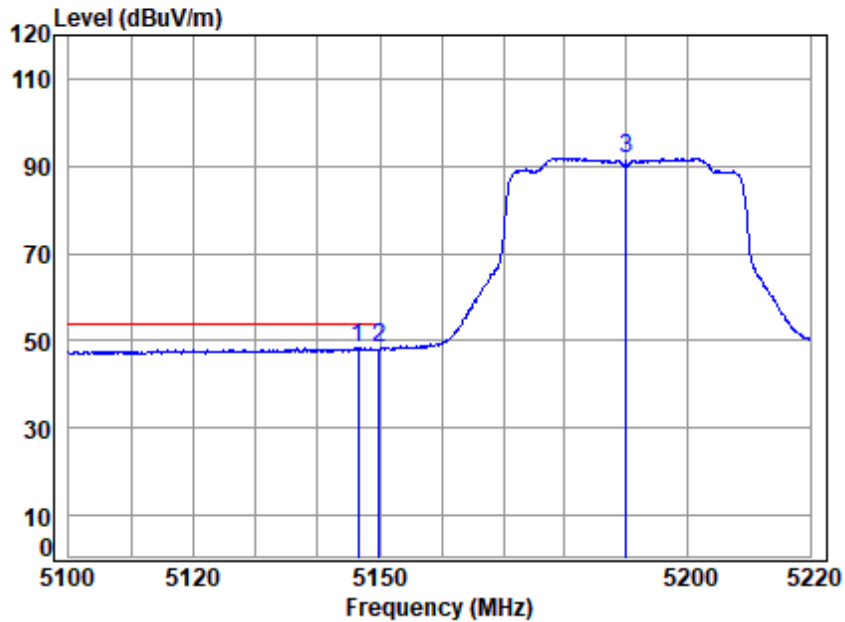


Site : chamber
 Condition: 3m VERTICAL
 Job No : 04146AT
 Mode : 5190 Band edge
 : 5G WIFI 11AX40

	Freq	Cable Loss	Ant Factor	Preamp Factor	Read Level	Limit Level	Over Limit	Remark
	MHz	dB	dB/m	dB	dBuV	dBuV/m	dBuV/m	dB
1	5148.503	7.55	33.90	35.31	53.92	60.06	74.00	-13.94 Peak
2	5149.980	7.55	33.90	35.31	54.13	60.27	74.00	-13.73 Peak
3 q	5190.000	7.58	33.98	35.29	96.74	103.01	68.20	34.81 Peak



Test Mode: 01; Polarity: Vertical; Modulation:802.11ac; Bandwidth:40MHz; Channel:Low

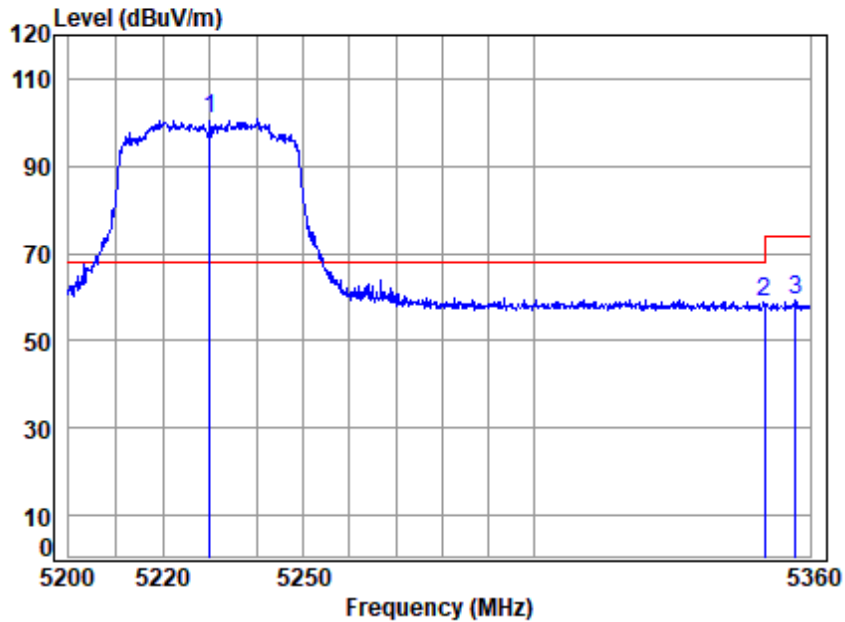


Site : chamber
 Condition: 3m VERTICAL
 Job No : 04146AT
 Mode : 5190 Band edge
 : 5G WIFI 11AX40

	Freq	Cable Loss	Ant Factor	Preamp Factor	Read Level	Limit Level	Over Limit	Remark
	MHz	dB	dB/m	dB	dBuV	dBuV/m	dB	
1	5146.468	7.55	33.91	35.31	42.15	54.00	-5.70	Average
2 q	5149.980	7.55	33.90	35.31	42.39	54.00	-5.47	Average
3	5190.000	7.58	33.98	35.29	85.61	-----	-----	Average



Test Mode: 01; Polarity: Horizontal; Modulation:802.11ac; Bandwidth:40MHz; Channel:High

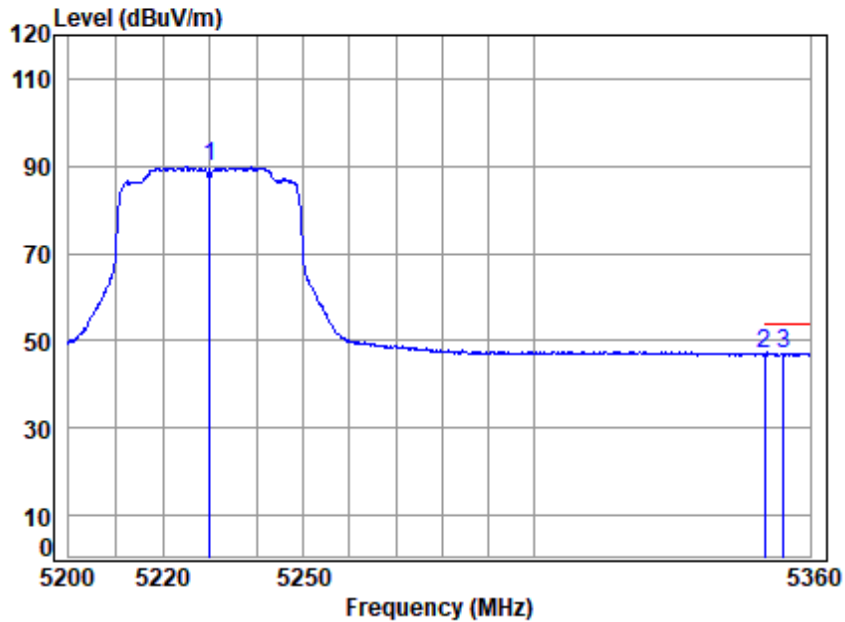


Site : chamber
 Condition: 3m HORIZONTAL
 Job No : 04146AT
 Mode : 5230 Band edge
 : 5G WIFI 11AX40

	Cable	Ant	Preamp	Read	Limit	Over	
Freq	Loss	Factor	Factor	Level	Level	Line	Limit Remark
MHz	dB	dB/m	dB	dBuV	dBuV/m	dBuV/m	dB
1 q 5230.000	7.61	34.06	35.27	94.35	100.75	68.20	32.55 peak
2 5350.020	7.70	34.40	35.21	52.03	58.92	74.00	-15.08 peak
3 5356.915	7.71	34.43	35.20	52.45	59.39	74.00	-14.61 peak



Test Mode: 01; Polarity: Horizontal; Modulation:802.11ac; Bandwidth:40MHz; Channel:High



Site : chamber
 Condition: 3m HORIZONTAL
 Job No : 04146AT
 Mode : 5230 Band edge
 : 5G WIFI 11AX40

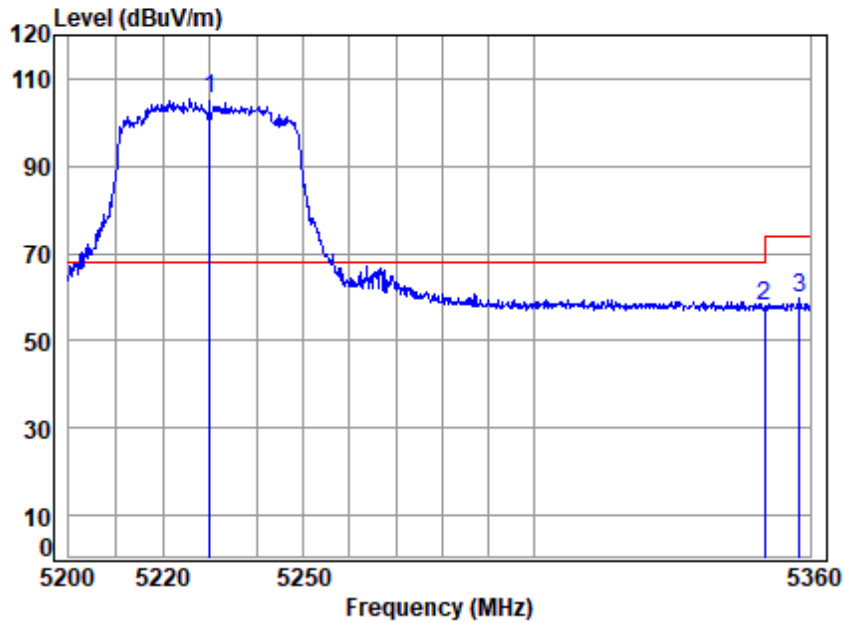
	Cable	Ant	Preamp	Read	Limit	Over		
Freq	Loss	Factor	Factor	Level	Level	Line	Limit	
MHz	dB	dB/m	dB	dBuV	dBuV/m	dBuV/m	dB	
1	5230.000	7.61	34.06	35.27	83.51	89.91	-----	Average
2	5350.020	7.70	34.40	35.21	40.05	46.94	54.00	-7.06 Average
3	q 5354.155	7.71	34.42	35.21	40.29	47.21	54.00	-6.79 Average



Unless otherwise agreed in writing, this document is issued by the Company subject to its General Conditions of Service printed overleaf, available on request or accessible at <https://www.sgs.com/en/Terms-and-Conditions>. Attention is drawn to the limitation of liability, indemnification and jurisdiction issues defined therein. Any holder of this document is advised that information contained hereon reflects the Company's findings at the time of its intervention only and within the limits of Client's instructions, if any. The Company's sole responsibility is to its Client and this document does not exonerate parties to a transaction from exercising all their rights and obligations under the transaction documents. This document cannot be reproduced except in full, without prior written approval of the Company. Any unauthorized alteration, forgery or falsification of the content or appearance of this document is unlawful and offenders may be prosecuted to the fullest extent of the law. Unless otherwise stated the results shown in this test report refer only to the sample(s) tested and such sample(s) are retained for 30 days only.

Attention: To check the authenticity of testing /inspection report & certificate, please contact us at telephone: (86-755) 8307 1443, or email: CN.Doccheck@sgs.com
 No.1 Workshop, M-10, Middle Section, Science & Technology Park, Nanshan District, Shenzhen, Guangdong, China 518057 t (86-755) 26012053 f (86-755) 26710594 www.sgs.com.cn
 中国·广东·深圳市南山区科技园中区M-10栋1号厂房 邮编: 518057 t (86-755) 26012053 f (86-755) 26710594 sgs.china@sgs.com

Test Mode: 01; Polarity: Vertical; Modulation:802.11ac; Bandwidth:40MHz; Channel:High

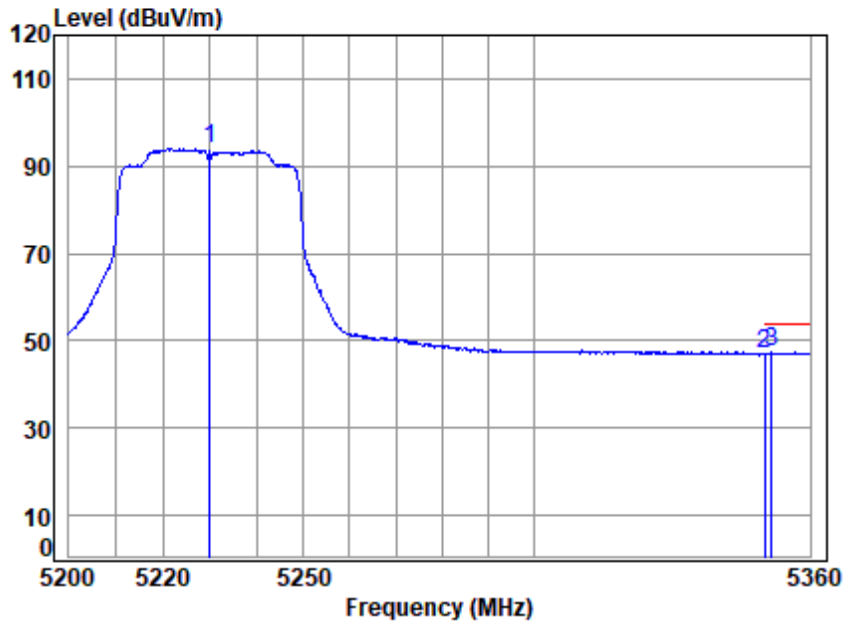


Site : chamber
 Condition: 3m VERTICAL
 Job No : 04146AT
 Mode : 5230 Band edge
 : 5G WIFI 11AX40

	Freq	Cable Loss	Ant Factor	Preamp Factor	Read Level	Limit Level	Over Limit	Remark
	MHz	dB	dB/m	dB	dBuV	dBuV/m	dBuV/m	dB
1 q	5230.000	7.61	34.06	35.27	99.04	105.44	68.20	37.24 Peak
2	5350.020	7.70	34.40	35.21	51.03	57.92	74.00	-16.08 Peak
3	5357.727	7.71	34.43	35.20	52.65	59.59	74.00	-14.41 Peak



Test Mode: 01; Polarity: Vertical; Modulation:802.11ac; Bandwidth:40MHz; Channel:High

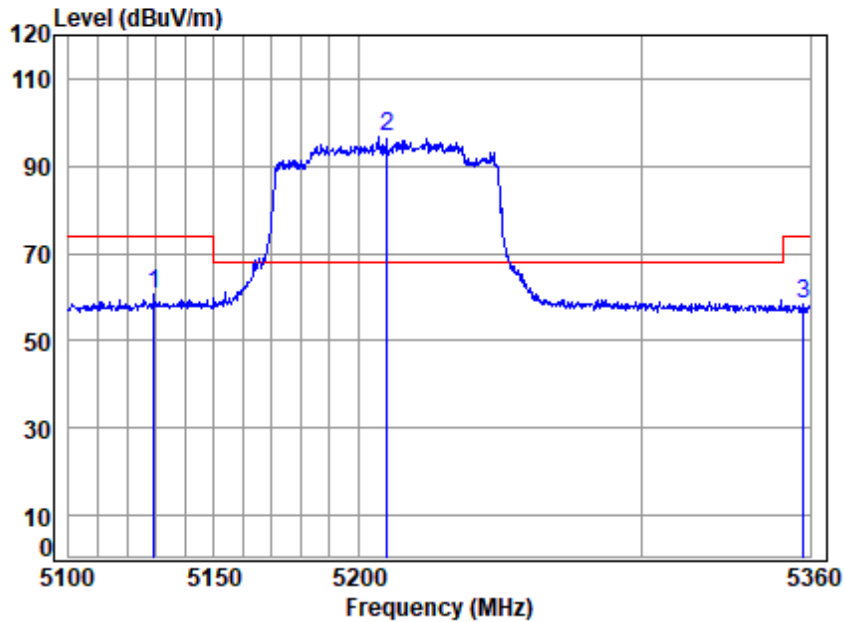


Site : chamber
 Condition: 3m VERTICAL
 Job No : 04146AT
 Mode : 5230 Band edge
 : 5G WIFI 11AX40

	Freq	Cable Loss	Ant Factor	Preamp Factor	Read Level	Limit Level	Limit Line	Over Limit	Remark
	MHz	dB	dB/m	dB	dBuV	dBuV/m	dBuV/m	dB	
1	5230.000	7.61	34.06	35.27	87.71	94.11	-----	-----	Average
2	5350.020	7.70	34.40	35.21	40.21	47.10	54.00	-6.90	Average
3 q	5351.560	7.71	34.41	35.21	40.43	47.34	54.00	-6.66	Average



Test Mode: 01; Polarity: Horizontal; Modulation:802.11ac; Bandwidth:80MHz; Channel:middle

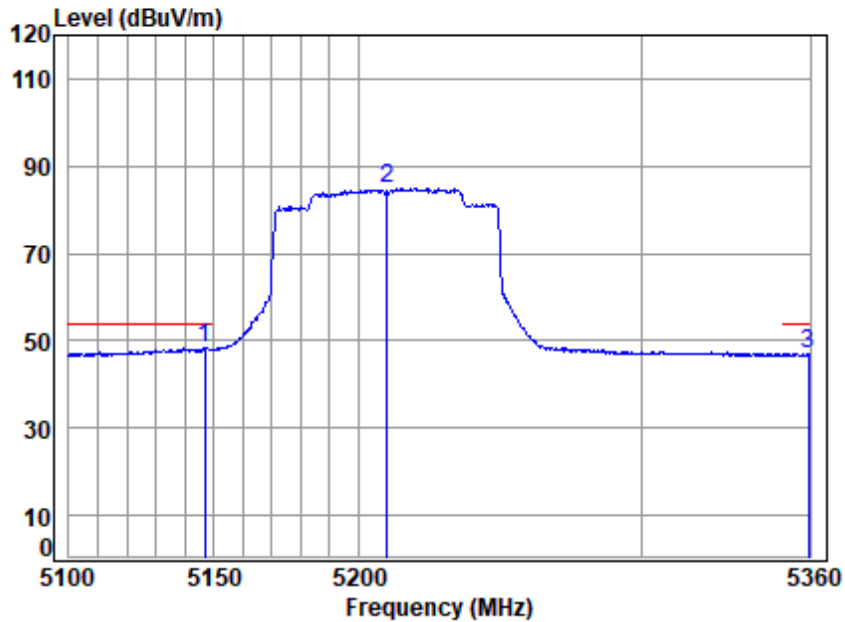


Site : chamber
 Condition: 3m HORIZONTAL
 Job No : 04146AT
 Mode : 5210 Band edge
 : 5G WIFI 11AX80

	Freq	Cable Loss	Ant Factor	Preamp Factor	Read Level	Limit Level	Over Limit	Remark
	MHz	dB	dB/m	dB	dBuV	dBuV/m	dBuV/m	dB
1	5129.246	7.53	33.94	35.32	54.34	60.49	74.00	-13.51 peak
2 q	5210.000	7.60	34.02	35.28	90.17	96.51	68.20	28.31 peak
3	5357.602	7.71	34.43	35.20	51.24	58.18	74.00	-15.82 peak



Test Mode: 01; Polarity: Horizontal; Modulation:802.11ac; Bandwidth:80MHz; Channel:middle

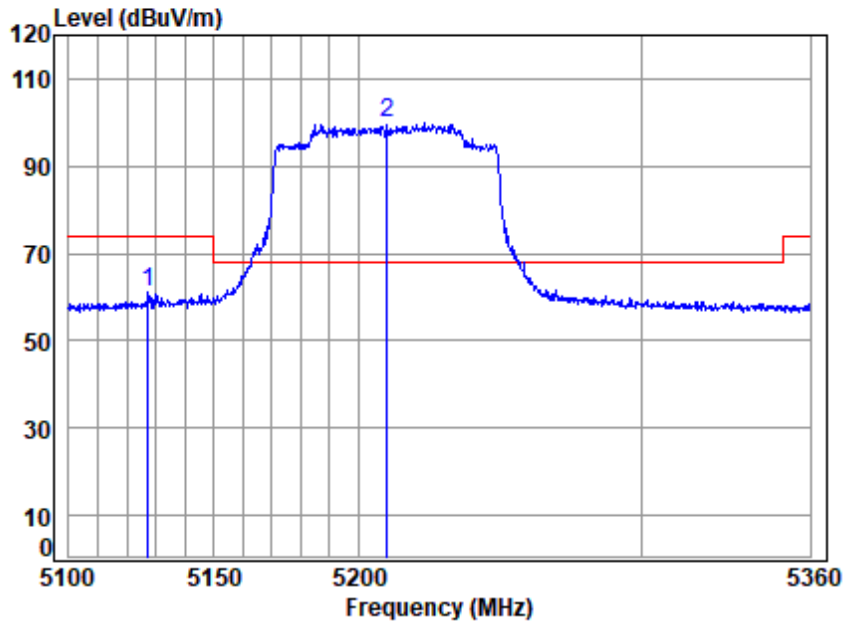


Site : chamber
 Condition: 3m HORIZONTAL
 Job No : 04146AT
 Mode : 5210 Band edge
 : 5G WIFI 11AX80

	Freq	Cable Loss	Ant Factor	Preamp Factor	Read Level	Limit Level	Over Limit	Remark
	MHz	dB	dB/m	dB	dBuV	dBuV/m	dBuV/m	dB
1 q	5146.619	7.55	33.91	35.31	42.32	54.00	-5.53	Average
2	5210.000	7.60	34.02	35.28	78.63	-----	-----	Average
3	5359.467	7.71	34.44	35.20	39.99	54.00	-7.06	Average



Test Mode: 01; Polarity: Vertical; Modulation:802.11ac; Bandwidth:80MHz; Channel:middle

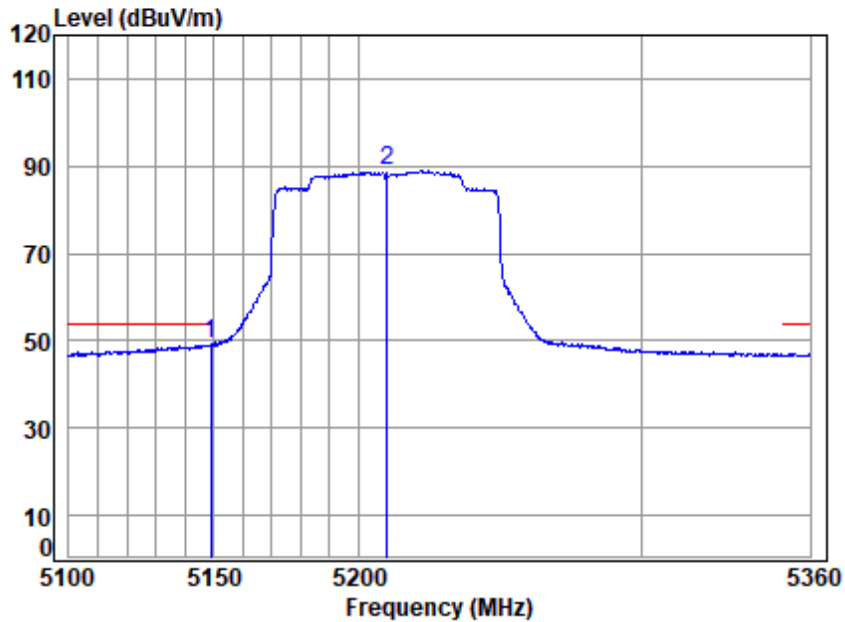


Site : chamber
 Condition: 3m VERTICAL
 Job No : 04146AT
 Mode : 5210 Band edge
 : 5G WIFI 11AX80

	Freq	Cable Loss	Ant Factor	Preamp Factor	Read Level	Limit Level	Limit Line	Over Limit	Remark
	MHz	dB	dB/m	dB	dBuV	dBuV/m	dBuV/m	dB	
1	5127.207	7.53	33.95	35.32	54.87	61.03	74.00	-12.97	Peak
2 q	5210.000	7.60	34.02	35.28	93.80	100.14	68.20	31.94	Peak
3	5360.000	7.71	34.44	35.20	51.86	58.81	74.00	-15.19	Peak



Test Mode: 01; Polarity: Vertical; Modulation:802.11ac; Bandwidth:80MHz; Channel:middle

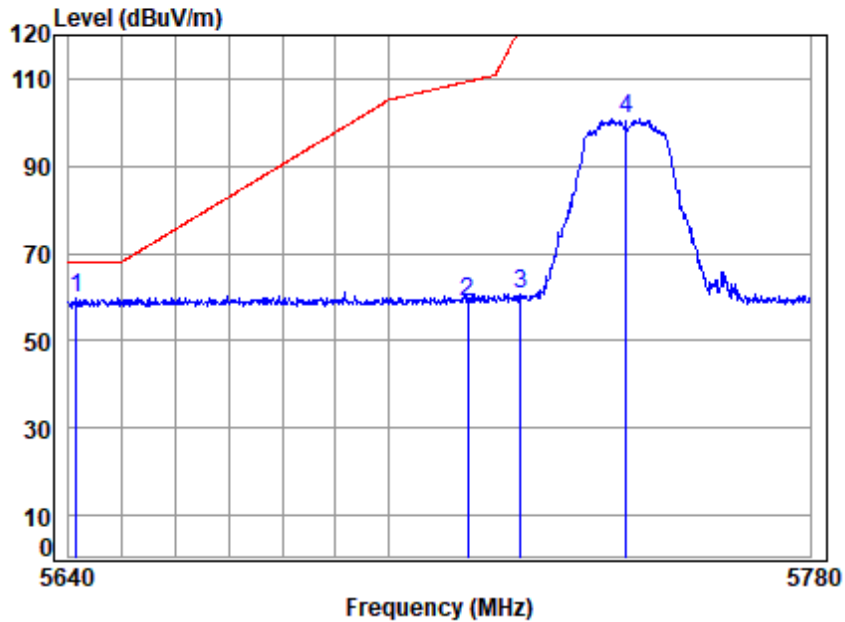


Site : chamber
 Condition: 3m VERTICAL
 Job No : 04146AT
 Mode : 5210 Band edge
 : 5G WIFI 11AX80

	Freq	Cable Loss	Ant Factor	Preamp Factor	Read Level	Level	Limit Line	Over Limit	Remark
	MHz	dB	dB/m	dB	dBuV	dBuV/m	dBuV/m	dB	
1 q	5148.922	7.55	33.90	35.31	42.96	49.10	54.00	-4.90	Average
2	5210.000	7.60	34.02	35.28	82.52	88.86	-----	-----	Average
3	5360.000	7.71	34.44	35.20	40.10	47.05	54.00	-6.95	Average



Test Mode: 04; Polarity: Horizontal; Modulation:802.11a; Bandwidth:20MHz; Channel:Low

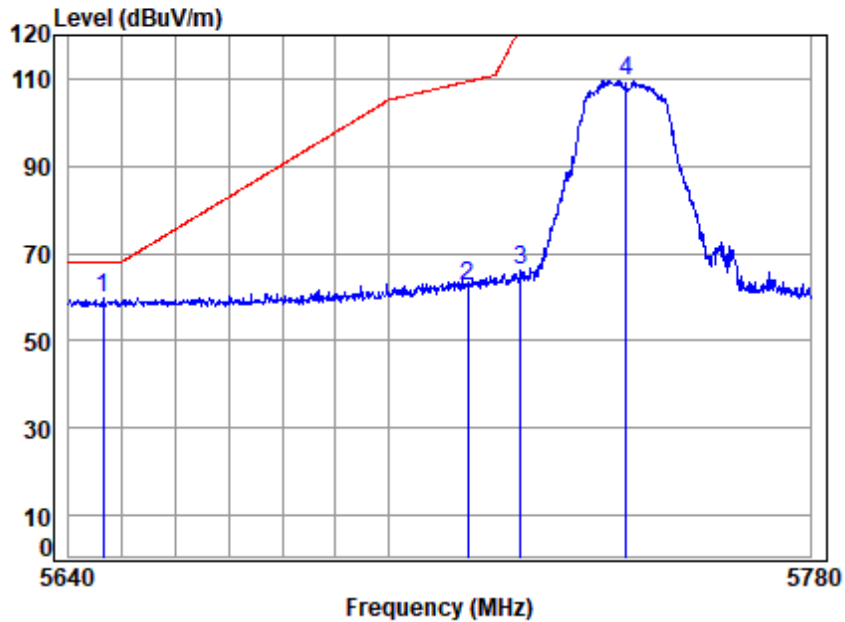


Site : chamber
 Condition: 3m HORIZONTAL
 Job No : 04146AT
 Mode : 5745 Band edge
 : 5G WIFI 11A

		Cable	Ant	Preamp	Read	Limit	Over	
Freq	Loss	Factor	Factor	Factor	Level	Line	Limit	Remark
MHz	dB	dB/m	dB	dB	dBuV	dBuV/m	dBuV/m	dB
1 q 5641.383	7.92	34.45	35.07	52.52	59.82	68.20	-8.38	peak
2 5715.000	7.97	34.27	35.03	51.58	58.79	109.40	-50.61	peak
3 5725.000	7.98	34.25	35.03	53.43	60.63	122.20	-61.57	peak
4 5745.000	7.99	34.21	35.02	93.66	100.84	-----	-----	peak



Test Mode: 04; Polarity: Vertical; Modulation:802.11a; Bandwidth:20MHz; Channel:Low

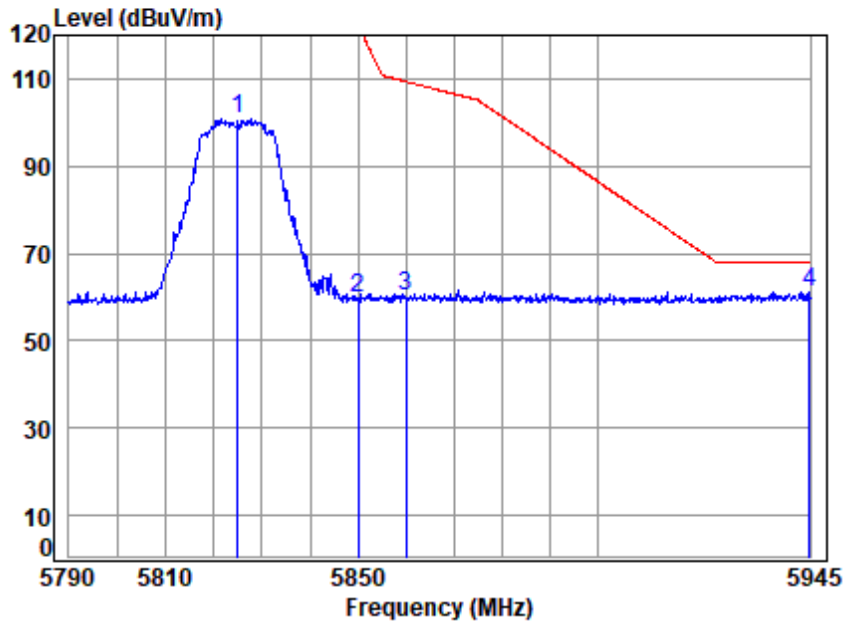


Site : chamber
 Condition: 3m VERTICAL
 Job No : 04146AT
 Mode : 5745 Band edge
 : 5G WIFI 11A

	Cable	Ant	Preamp	Read	Limit	Over		
Freq	Loss	Factor	Factor	Level	Level	Line	Limit	Remark
MHz	dB	dB/m	dB	dBuV	dBuV/m	dBuV/m	dB	
1 q 5646.365	7.92	34.42	35.06	52.47	59.75	68.20	-8.45	peak
2 5715.000	7.97	34.27	35.03	55.16	62.37	109.40	-47.03	peak
3 5725.000	7.98	34.25	35.03	58.89	66.09	122.20	-56.11	peak
4 5745.000	7.99	34.21	35.02	102.50	109.68	-----	-----	peak



Test Mode: 04; Polarity: Horizontal; Modulation:802.11a; Bandwidth:20MHz; Channel:High



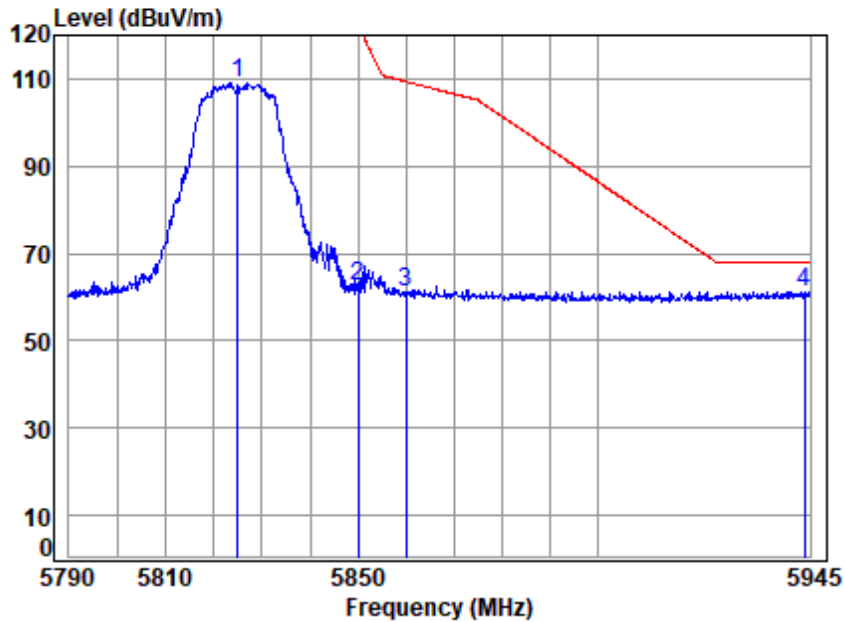
Site : chamber
 Condition: 3m HORIZONTAL
 Job No : 04146AT
 Mode : 5825 Band edge
 : 5G WIFI 11A

	Freq	Cable Loss	Ant Factor	Preamp Factor	Read Level	Limit Level	Limit Line	Over Limit	Remark
	MHz	dB	dB/m	dB	dBuV	dBuV/m	dBuV/m	dB	
1	5825.000	8.05	34.35	34.98	93.50	100.92	-----	-----	peak
2	5850.000	8.07	34.40	34.97	52.13	59.63	122.20	-62.57	peak
3	5860.000	8.07	34.44	34.96	52.69	60.24	109.40	-49.16	peak
4 q	5944.843	8.13	34.69	34.92	53.44	61.34	68.20	-6.86	peak



Unless otherwise agreed in writing, this document is issued by the Company subject to its General Conditions of Service printed overleaf, available on request or accessible at <https://www.sgs.com/en/Terms-and-Conditions>. Attention is drawn to the limitation of liability, indemnification and jurisdiction issues defined therein. Any holder of this document is advised that information contained hereon reflects the Company's findings at the time of its intervention only and within the limits of Client's instructions, if any. The Company's sole responsibility is to its Client and this document does not exonerate parties to a transaction from exercising all their rights and obligations under the transaction documents. This document cannot be reproduced except in full, without prior written approval of the Company. Any unauthorized alteration, forgery or falsification of the content or appearance of this document is unlawful and offenders may be prosecuted to the fullest extent of the law. Unless otherwise stated the results shown in this test report refer only to the sample(s) tested and such sample(s) are retained for 30 days only.

Test Mode: 04; Polarity: Vertical; Modulation:802.11a; Bandwidth:20MHz; Channel:High

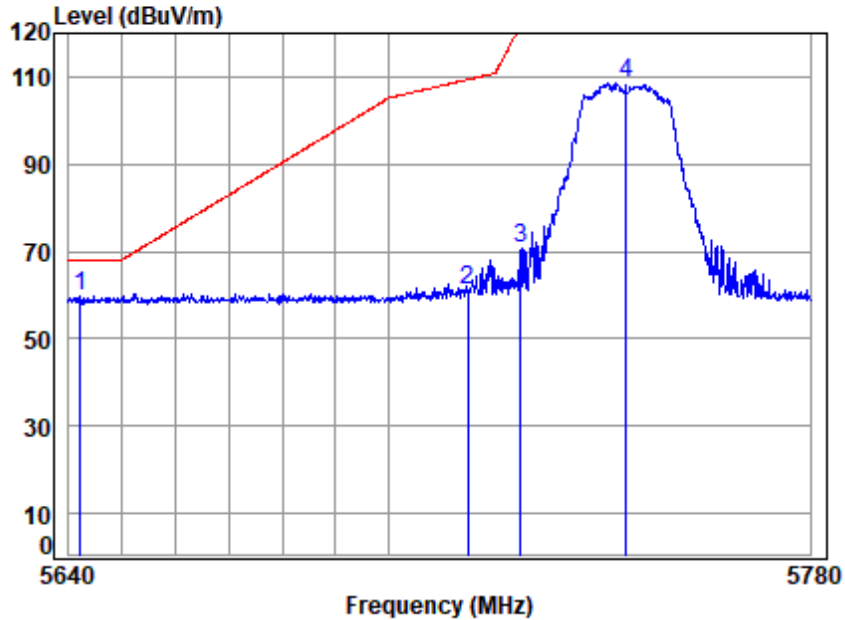


Site : chamber
 Condition: 3m VERTICAL
 Job No : 04146AT
 Mode : 5825 Band edge
 : 5G WIFI 11A

	Freq	Cable Loss	Ant Factor	Preamp Factor	Read Level	Limit Level	Limit Line	Over Limit	Remark
	MHz	dB	dB/m	dB	dBuV	dBuV/m	dBuV/m	dB	
1	5825.000	8.05	34.35	34.98	101.47	108.89	-----	-----	peak
2	5850.000	8.07	34.40	34.97	54.99	62.49	122.20	-59.71	peak
3	5860.000	8.07	34.44	34.96	53.68	61.23	109.40	-48.17	peak
4 q	5943.744	8.13	34.69	34.93	53.45	61.34	68.20	-6.86	peak



Test Mode: 04; Polarity: Horizontal; Modulation:802.11n; Bandwidth:20MHz; Channel:Low

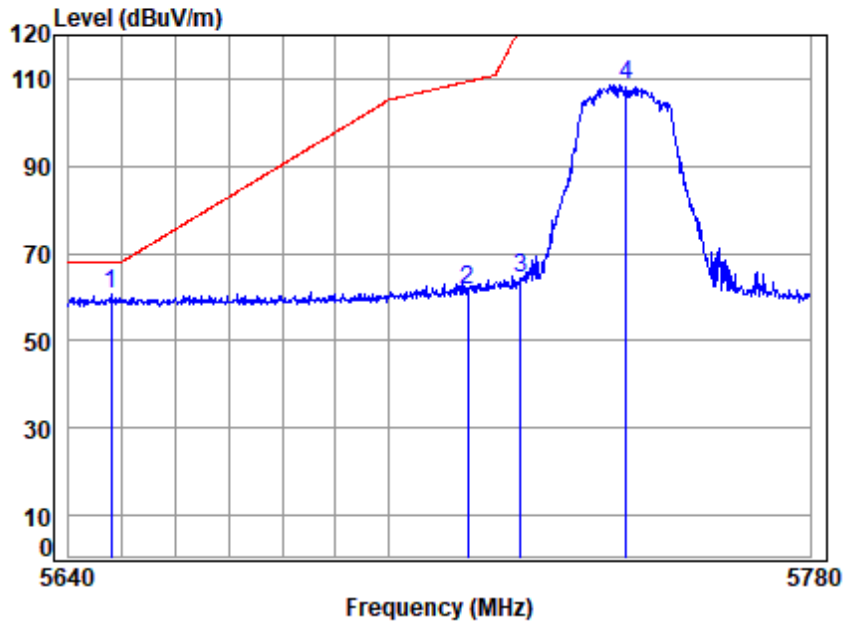


Site : chamber
 Condition: 3m HORIZONTAL
 Job No : 04146AT
 Mode : 5745 Band edge
 : 5G WIFI 11N20

		Cable	Ant	Preamp	Read	Limit	Over	
Freq	Loss	Factor	Factor	Factor	Level	Line	Limit	Remark
MHz	dB	dB/m	dB	dB	dBuV	dBuV/m	dBuV/m	dB
1 q	5642.075	7.92	34.45	35.07	52.40	59.70	68.20	-8.50 peak
2	5715.000	7.97	34.27	35.03	53.97	61.18	109.40	-48.22 peak
3	5725.000	7.98	34.25	35.03	63.42	70.62	122.20	-51.58 peak
4	5745.000	7.99	34.21	35.02	101.27	108.45	-----	----- peak



Test Mode: 04; Polarity: Vertical; Modulation:802.11n; Bandwidth:20MHz; Channel:Low

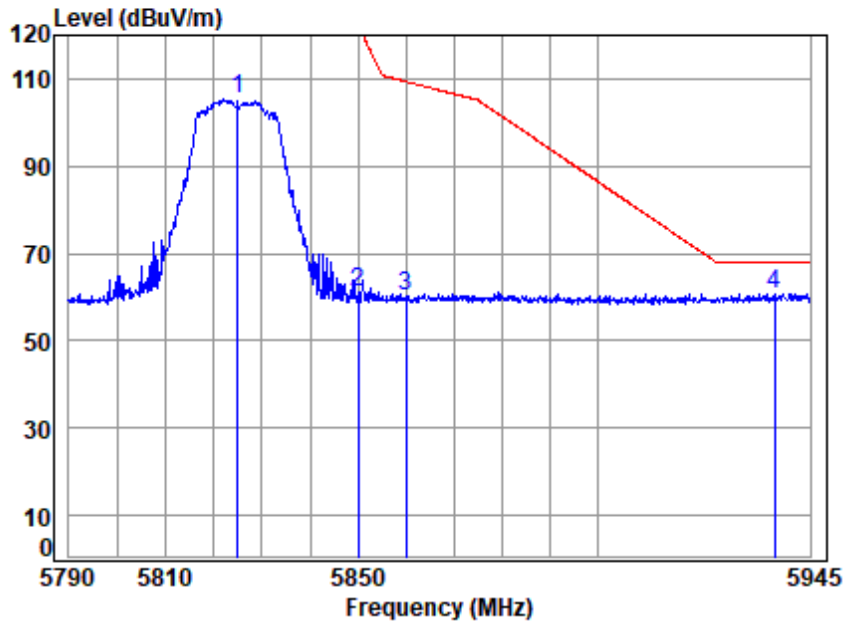


Site : chamber
 Condition: 3m VERTICAL
 Job No : 04146AT
 Mode : 5745 Band edge
 : 5G WIFI 11N20

	Cable	Ant	Preamp	Read	Limit	Over		
Freq	Loss	Factor	Factor	Level	Level	Line	Limit	Remark
MHz	dB	dB/m	dB	dBuV	dBuV/m	dBuV/m	dB	
1 q 5647.888	7.92	34.41	35.06	53.19	60.46	68.20	-7.74	peak
2 5715.000	7.97	34.27	35.03	54.44	61.65	109.40	-47.75	peak
3 5725.000	7.98	34.25	35.03	57.01	64.21	122.20	-57.99	peak
4 5745.000	7.99	34.21	35.02	101.50	108.68	-----	-----	peak



Test Mode: 04; Polarity: Horizontal; Modulation:802.11n; Bandwidth:20MHz; Channel:High



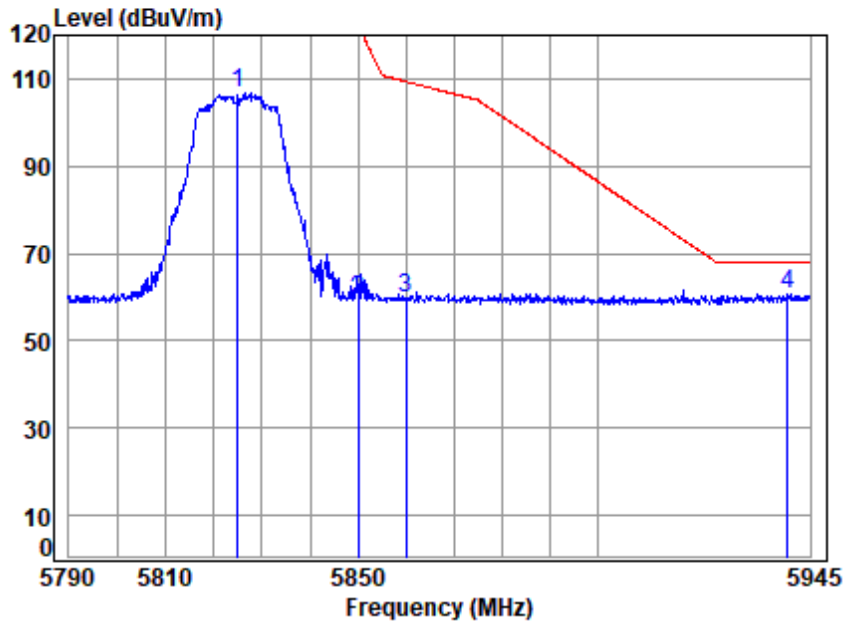
Site : chamber
 Condition: 3m HORIZONTAL
 Job No : 04146AT
 Mode : 5825 Band edge
 : 5G WIFI 11N20

	Cable	Ant	Preamp	Read	Limit	Over		
Freq	Loss	Factor	Factor	Level	Level	Line	Limit	Remark
MHz	dB	dB/m	dB	dBuV	dBuV/m	dBuV/m	dB	
1	5825.000	8.05	34.35	34.98	97.86	105.28	-----	----- peak
2	5850.000	8.07	34.40	34.97	53.74	61.24	122.20	-60.96 peak
3	5860.000	8.07	34.44	34.96	52.49	60.04	109.40	-49.36 peak
4 q	5937.466	8.13	34.67	34.93	52.86	60.73	68.20	-7.47 peak



Unless otherwise agreed in writing, this document is issued by the Company subject to its General Conditions of Service printed overleaf, available on request or accessible at <https://www.sgs.com/en/Terms-and-Conditions>. Attention is drawn to the limitation of liability, indemnification and jurisdiction issues defined therein. Any holder of this document is advised that information contained hereon reflects the Company's findings at the time of its intervention only and within the limits of Client's instructions, if any. The Company's sole responsibility is to its Client and this document does not exonerate parties to a transaction from exercising all their rights and obligations under the transaction documents. This document cannot be reproduced except in full, without prior written approval of the Company. Any unauthorized alteration, forgery or falsification of the content or appearance of this document is unlawful and offenders may be prosecuted to the fullest extent of the law. Unless otherwise stated the results shown in this test report refer only to the sample(s) tested and such sample(s) are retained for 30 days only.

Test Mode: 04; Polarity: Vertical; Modulation:802.11n; Bandwidth:20MHz; Channel:High

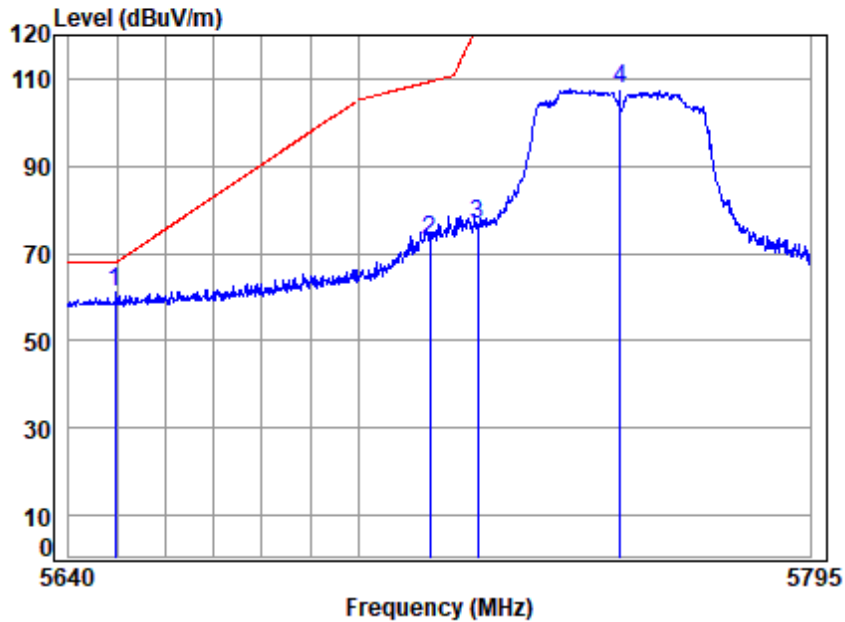


Site : chamber
 Condition: 3m VERTICAL
 Job No : 04146AT
 Mode : 5825 Band edge
 : 5G WIFI 11N20

	Freq	Cable Loss	Ant Factor	Preamp Factor	Read Level	Limit Level	Over Limit	Remark
	MHz	dB	dB/m	dB	dBuV	dBuV/m	dBuV/m	dB
1	5825.000	8.05	34.35	34.98	99.16	106.58	-----	peak
2	5850.000	8.07	34.40	34.97	51.83	59.33	122.20	-62.87 peak
3	5860.000	8.07	34.44	34.96	52.33	59.88	109.40	-49.52 peak
4 q	5940.290	8.13	34.68	34.93	52.72	60.60	68.20	-7.60 peak



Test Mode: 04; Polarity: Horizontal; Modulation:802.11n; Bandwidth:40MHz; Channel:Low

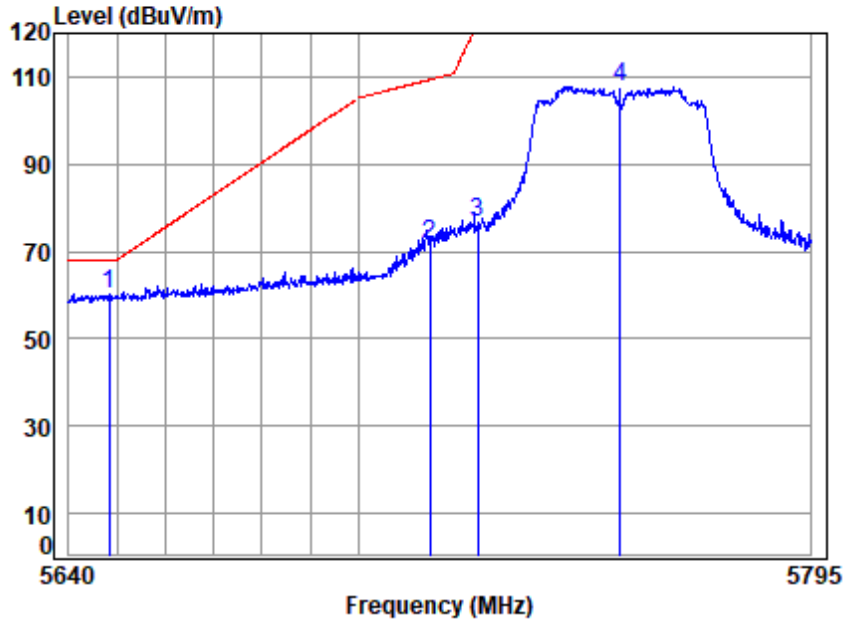


Site : chamber
 Condition: 3m HORIZONTAL
 Job No : 04146AT
 Mode : 5755 Band edge
 : 5G WIFI 11N40

	Cable	Ant	Preamp	Read	Limit	Over		
Freq	Loss	Factor	Factor	Level	Level	Line	Limit	Remark
MHz	dB	dB/m	dB	dBuV	dBuV/m	dBuV/m	dB	
1 q 5649.642	7.93	34.40	35.06	53.98	61.25	68.20	-6.95	peak
2 5715.000	7.97	34.27	35.03	65.73	72.94	109.40	-36.46	peak
3 5725.000	7.98	34.25	35.03	69.68	76.88	122.20	-45.32	peak
4 5755.000	8.00	34.21	35.01	100.47	107.67	-----	-----	peak



Test Mode: 04; Polarity: Vertical; Modulation:802.11n; Bandwidth:40MHz; Channel:Low

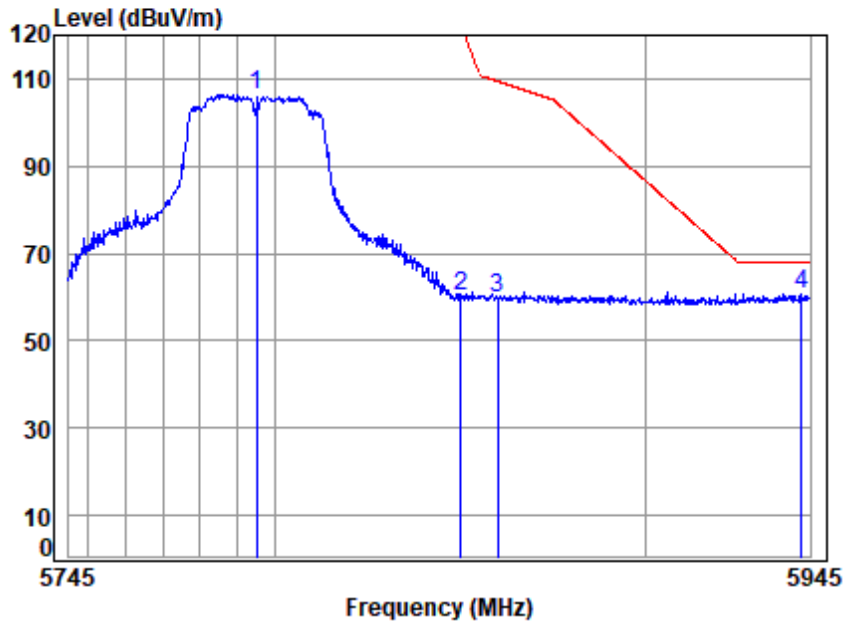


Site : chamber
 Condition: 3m VERTICAL
 Job No : 04146AT
 Mode : 5755 Band edge
 : 5G WIFI 11N40

	Freq	Cable Loss	Ant Factor	Preamp Factor	Read Level	Limit Level	Over Limit	Remark
	MHz	dB	dB/m	dB	dBuV	dBuV/m	dBuV/m	dB
1 q	5648.263	7.92	34.41	35.06	53.15	60.42	68.20	-7.78 peak
2	5715.000	7.97	34.27	35.03	64.29	71.50	109.40	-37.90 peak
3	5725.000	7.98	34.25	35.03	69.23	76.43	122.20	-45.77 peak
4	5755.000	8.00	34.21	35.01	100.70	107.90	-----	----- peak



Test Mode: 04; Polarity: Horizontal; Modulation:802.11n; Bandwidth:40MHz; Channel:High



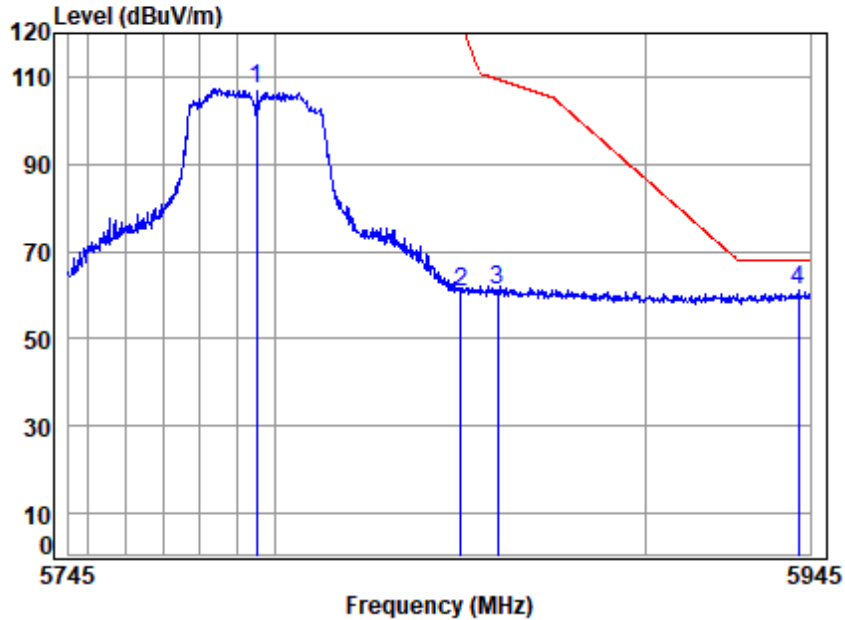
Site : chamber
 Condition: 3m HORIZONTAL
 Job No : 04146AT
 Mode : 5795 Band edge
 : 5G WIFI 11N40

	Freq	Cable Loss	Ant Factor	Preamp Factor	Read Level	Limit Level	Limit Line	Over Limit	Remark
	MHz	dB	dB/m	dB	dBuV	dBuV/m	dBuV/m	dB	
1	5795.000	8.03	34.29	34.99	99.05	106.38	-----	-----	peak
2	5850.000	8.07	34.40	34.97	52.90	60.40	122.20	-61.80	peak
3	5860.000	8.07	34.44	34.96	52.42	59.97	109.40	-49.43	peak
4 q	5942.763	8.13	34.69	34.93	52.80	60.69	68.20	-7.51	peak



Unless otherwise agreed in writing, this document is issued by the Company subject to its General Conditions of Service printed overleaf, available on request or accessible at <https://www.sgs.com/en/Terms-and-Conditions>. Attention is drawn to the limitation of liability, indemnification and jurisdiction issues defined therein. Any holder of this document is advised that information contained hereon reflects the Company's findings at the time of its intervention only and within the limits of Client's instructions, if any. The Company's sole responsibility is to its Client and this document does not exonerate parties to a transaction from exercising all their rights and obligations under the transaction documents. This document cannot be reproduced except in full, without prior written approval of the Company. Any unauthorized alteration, forgery or falsification of the content or appearance of this document is unlawful and offenders may be prosecuted to the fullest extent of the law. Unless otherwise stated the results shown in this test report refer only to the sample(s) tested and such sample(s) are retained for 30 days only.

Test Mode: 04; Polarity: Vertical; Modulation:802.11n; Bandwidth:40MHz; Channel:High

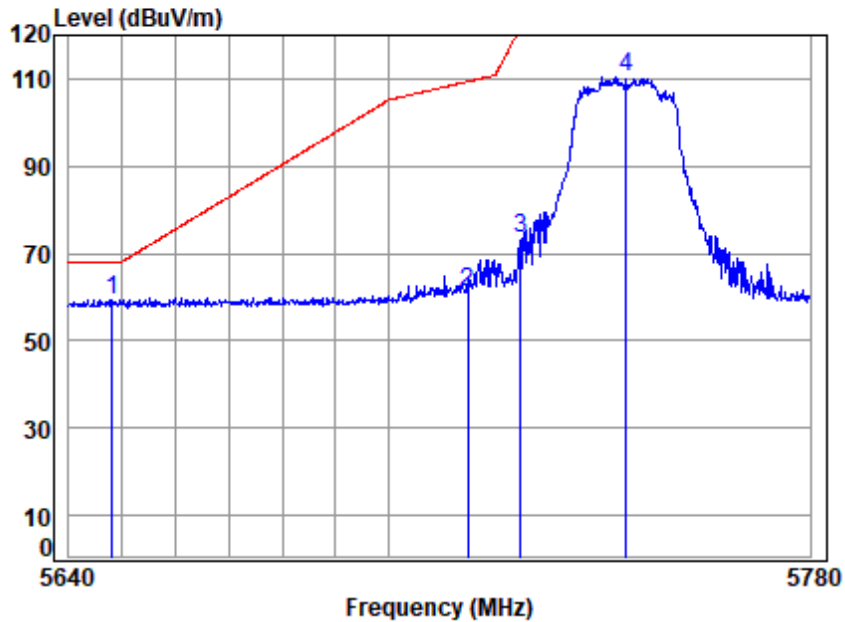


Site : chamber
 Condition: 3m VERTICAL
 Job No : 04146AT
 Mode : 5795 Band edge
 : 5G WIFI 11N40

	Freq	Cable Loss	Ant Factor	Preamp Factor	Read Level	Limit Level	Over Limit	Remark
	MHz	dB	dB/m	dB	dBuV	dBuV/m	dBuV/m	dB
1	5795.000	8.03	34.29	34.99	99.87	107.20	-----	----- peak
2	5850.000	8.07	34.40	34.97	53.38	60.88	122.20	-61.32 peak
3	5860.000	8.07	34.44	34.96	53.72	61.27	109.40	-48.13 peak
4 q	5941.746	8.13	34.68	34.93	53.28	61.16	68.20	-7.04 peak



Test Mode: 04; Polarity: Horizontal; Modulation:802.11ax(Full RU0); Bandwidth:20MHz; Channel:Low

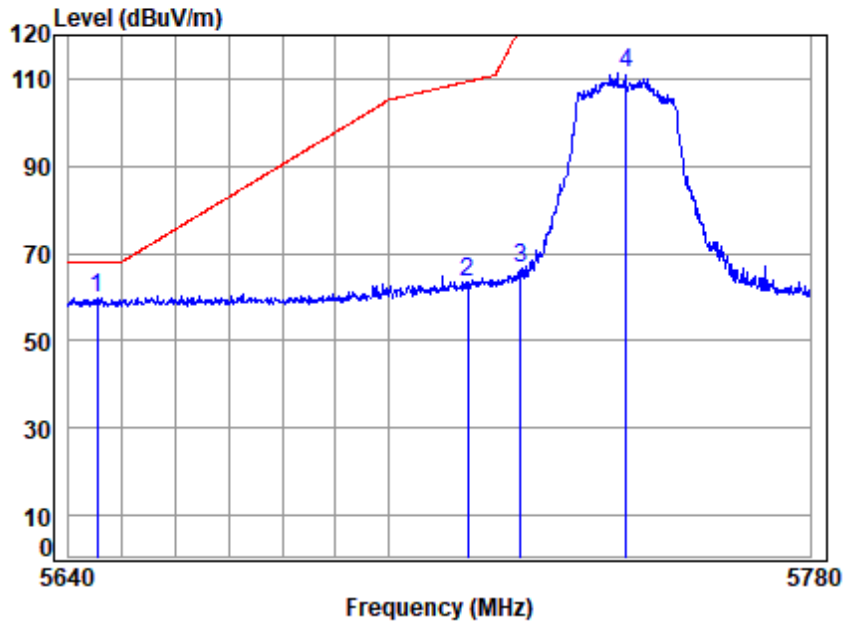


Site : chamber
 Condition: 3m HORIZONTAL
 Job No : 04146AT
 Mode : 5745 Band edge
 : 5G WIFI 11AX20

		Cable	Ant	Preamp	Read	Limit	Over	
Freq	Loss	Factor	Factor	Factor	Level	Level	Line	Limit Remark
MHz	dB	dB/m	dB	dB	dBuV	dBuV/m	dBuV/m	dB
1 q 5648.165	7.92	34.41	35.06	52.03	59.30	68.20	-8.90	peak
2 5715.000	7.97	34.27	35.03	54.11	61.32	109.40	-48.08	peak
3 5725.000	7.98	34.25	35.03	66.43	73.63	122.20	-48.57	peak
4 5745.000	7.99	34.21	35.02	103.28	110.46	-----	-----	peak



Test Mode: 04; Polarity: Vertical; Modulation:802.11ax(Full RU0); Bandwidth:20MHz; Channel:Low

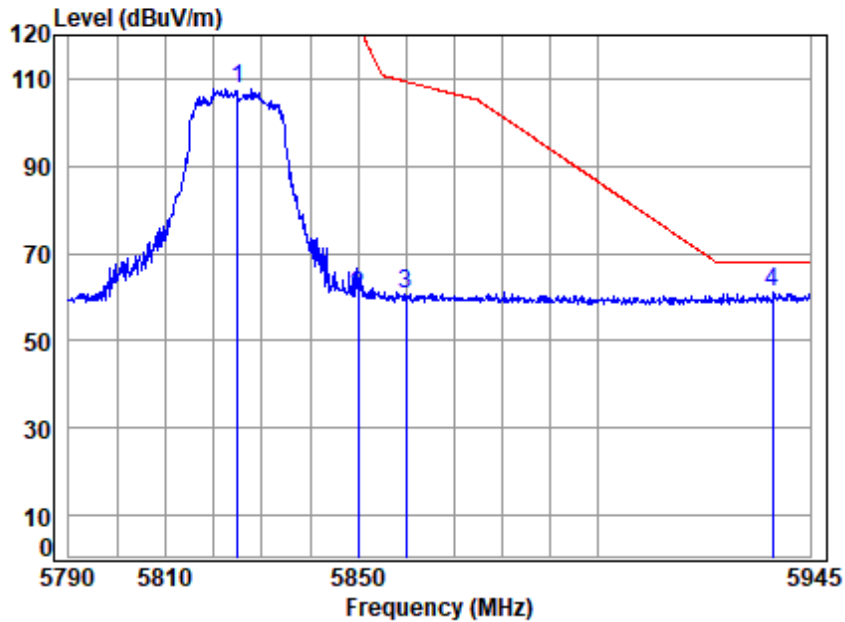


Site : chamber
 Condition: 3m VERTICAL
 Job No : 04146AT
 Mode : 5745 Band edge
 : 5G WIFI 11AX20

	Cable	Ant	Preamp	Read	Limit	Over		
Freq	Loss	Factor	Factor	Level	Level	Line	Limit	Remark
MHz	dB	dB/m	dB	dBuV	dBuV/m	dBuV/m	dB	
1 q 5645.257	7.92	34.43	35.06	52.68	59.97	68.20	-8.23	peak
2 5715.000	7.97	34.27	35.03	56.11	63.32	109.40	-46.08	peak
3 5725.000	7.98	34.25	35.03	59.39	66.59	122.20	-55.61	peak
4 5745.000	7.99	34.21	35.02	104.00	111.18	-----	-----	peak



Test Mode: 04; Polarity: Horizontal; Modulation:802.11ax(Full RU0); Bandwidth:20MHz; Channel:High



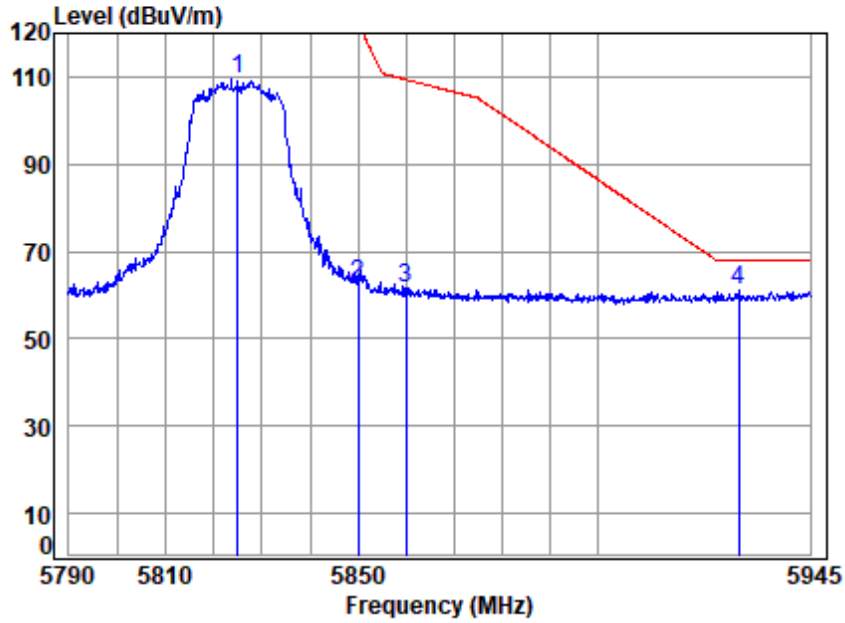
Site : chamber
 Condition: 3m HORIZONTAL
 Job No : 04146AT
 Mode : 5825 Band edge
 : 5G WIFI 11AX20

	Freq	Cable Loss	Ant Factor	Preamp Factor	Read Level	Limit Level	Limit Line	Over Limit	Remark
	MHz	dB	dB/m	dB	dBuV	dBuV/m	dBuV/m	dB	
1	5825.000	8.05	34.35	34.98	100.24	107.66	-----	-----	peak
2	5850.000	8.07	34.40	34.97	52.91	60.41	122.20	-61.79	peak
3	5860.000	8.07	34.44	34.96	53.08	60.63	109.40	-48.77	peak
4 q	5937.152	8.13	34.67	34.93	53.15	61.02	68.20	-7.18	peak



Unless otherwise agreed in writing, this document is issued by the Company subject to its General Conditions of Service printed overleaf, available on request or accessible at <https://www.sgs.com/en/Terms-and-Conditions>. Attention is drawn to the limitation of liability, indemnification and jurisdiction issues defined therein. Any holder of this document is advised that information contained hereon reflects the Company's findings at the time of its intervention only and within the limits of Client's instructions, if any. The Company's sole responsibility is to its Client and this document does not exonerate parties to a transaction from exercising all their rights and obligations under the transaction documents. This document cannot be reproduced except in full, without prior written approval of the Company. Any unauthorized alteration, forgery or falsification of the content or appearance of this document is unlawful and offenders may be prosecuted to the fullest extent of the law. Unless otherwise stated the results shown in this test report refer only to the sample(s) tested and such sample(s) are retained for 30 days only.

Test Mode: 04; Polarity: Vertical; Modulation:802.11ax(Full RU0); Bandwidth:20MHz; Channel:High

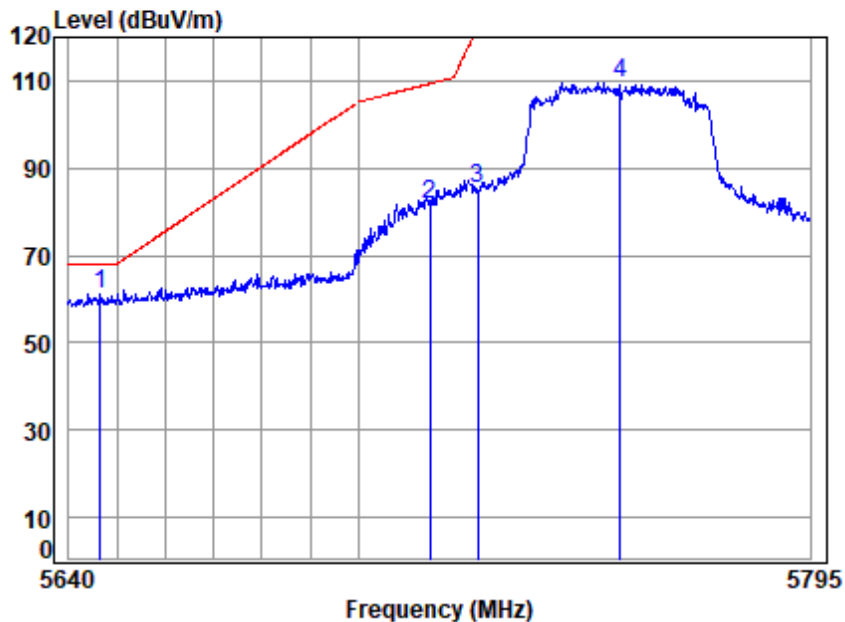


Site : chamber
 Condition: 3m VERTICAL
 Job No : 04146AT
 Mode : 5825 Band edge
 : 5G WIFI 11AX20

	Freq	Cable Loss	Ant Factor	Preamp Factor	Read Level	Limit Level	Limit Line	Over Limit	Remark
	MHz	dB	dB/m	dB	dBuV	dBuV/m	dBuV/m	dB	
1	5825.000	8.05	34.35	34.98	101.95	109.37	-----	-----	peak
2	5850.000	8.07	34.40	34.97	54.97	62.47	122.20	-59.73	peak
3	5860.000	8.07	34.44	34.96	53.99	61.54	109.40	-47.86	peak
4 q	5929.942	8.12	34.66	34.93	53.17	61.02	68.20	-7.18	peak



Test Mode: 04; Polarity: Horizontal; Modulation:802.11ax(Full RU0); Bandwidth:40MHz; Channel:Low

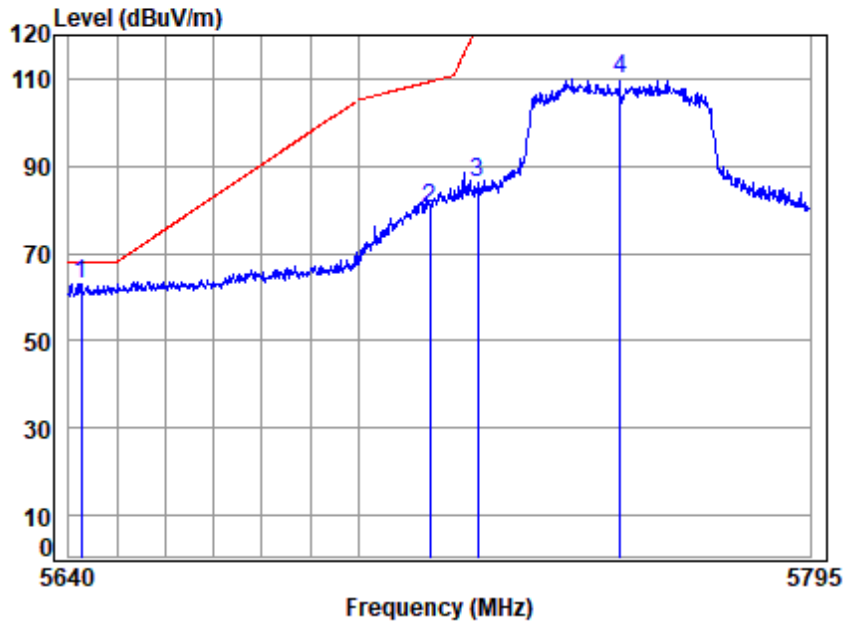


Site : chamber
 Condition: 3m HORIZONTAL
 Job No : 04146AT
 Mode : 5755 Band edge
 : 5G WIFI 11AX40

		Cable	Ant	Preamp	Read	Limit	Over	
	Freq	Loss	Factor	Factor	Level	Level	Line	Limit Remark
	MHz	dB	dB/m	dB	dBuV	dBuV/m	dBuV/m	dB
1	q 5646.579	7.92	34.42	35.06	53.86	61.14	68.20	-7.06 peak
2	5715.000	7.97	34.27	35.03	74.52	81.73	109.40	-27.67 peak
3	5725.000	7.98	34.25	35.03	77.96	85.16	122.20	-37.04 peak
4	5755.000	8.00	34.21	35.01	102.22	109.42	-----	----- peak



Test Mode: 04; Polarity: Vertical; Modulation:802.11ax(Full RU0); Bandwidth:40MHz; Channel:Low

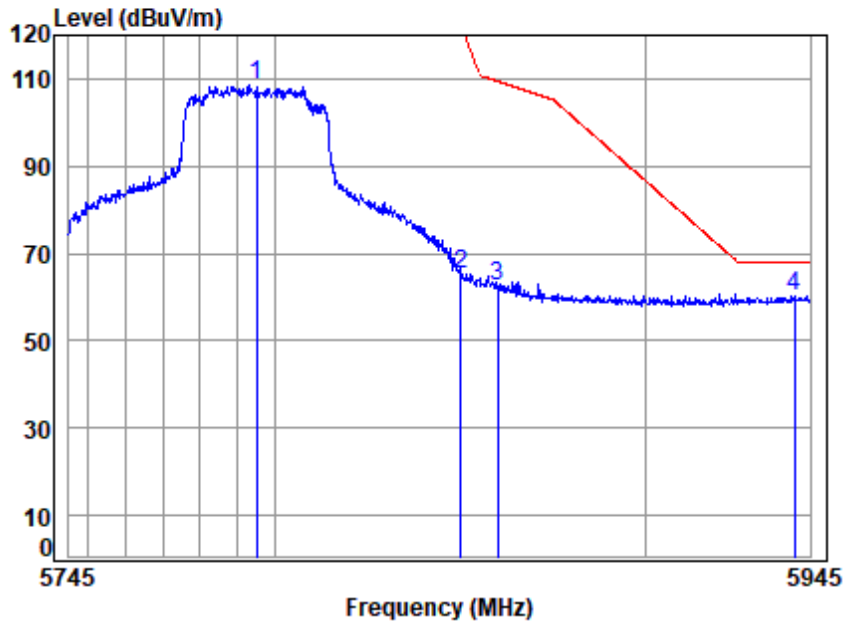


Site : chamber
 Condition: 3m VERTICAL
 Job No : 04146AT
 Mode : 5755 Band edge
 : 5G WIFI 11AX40

	Cable	Ant	Preamp	Read	Limit	Over		
Freq	Loss	Factor	Factor	Level	Level	Line	Limit	Remark
MHz	dB	dB/m	dB	dBuV	dBuV/m	dBuV/m	dB	
1 q 5642.600	7.92	34.44	35.07	55.79	63.08	68.20	-5.12	peak
2 5715.000	7.97	34.27	35.03	73.05	80.26	109.40	-29.14	peak
3 5725.000	7.98	34.25	35.03	78.96	86.16	122.20	-36.04	peak
4 5755.000	8.00	34.21	35.01	102.73	109.93	-----	-----	peak



Test Mode: 04; Polarity: Horizontal; Modulation:802.11ax(Full RU0); Bandwidth:40MHz; Channel:High

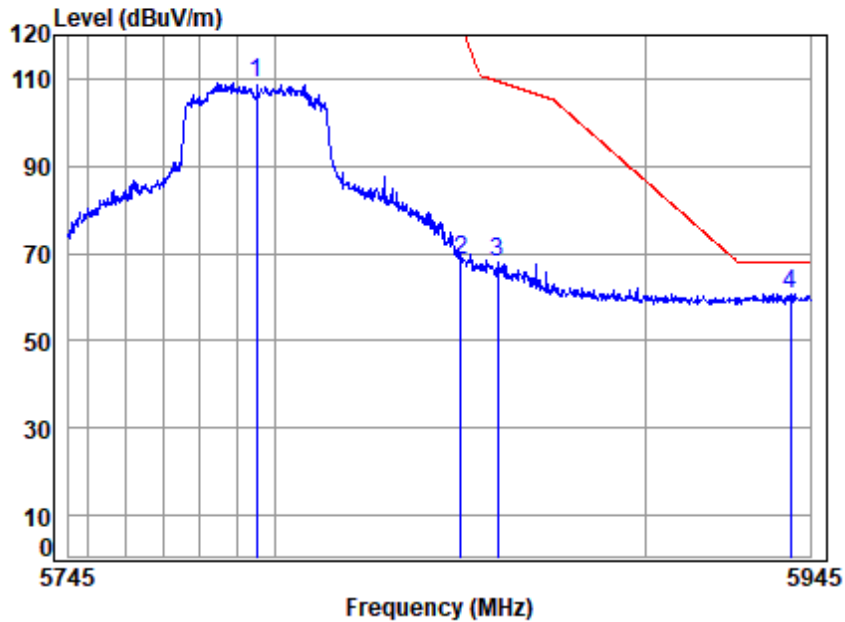


Site : chamber
 Condition: 3m HORIZONTAL
 Job No : 04146AT
 Mode : 5795 Band edge
 : 5G WIFI 11AX40

	Freq	Cable Loss	Ant Factor	Preamp Factor	Read Level	Limit Level	Limit Line	Over Limit	Remark
	MHz	dB	dB/m	dB	dBuV	dBuV/m	dBuV/m	dB	
1	5795.000	8.03	34.29	34.99	101.05	108.38	-----	-----	peak
2	5850.000	8.07	34.40	34.97	57.77	65.27	122.20	-56.93	peak
3	5860.000	8.07	34.44	34.96	55.15	62.70	109.40	-46.70	peak
4 q	5940.729	8.13	34.68	34.93	52.48	60.36	68.20	-7.84	peak



Test Mode: 04; Polarity: Vertical; Modulation:802.11ax(Full RU0); Bandwidth:40MHz; Channel:High

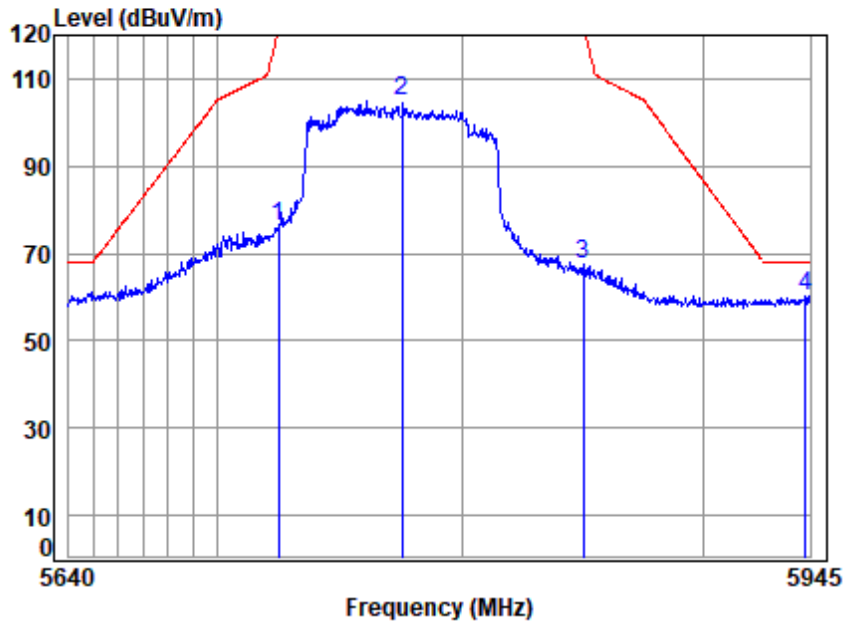


Site : chamber
 Condition: 3m VERTICAL
 Job No : 04146AT
 Mode : 5795 Band edge
 : 5G WIFI 11AX40

	Freq	Cable Loss	Ant Factor	Preamp Factor	Read Level	Limit Level	Limit Line	Over Limit	Remark
	MHz	dB	dB/m	dB	dBuV	dBuV/m	dBuV/m	dB	
1	5795.000	8.03	34.29	34.99	101.73	109.06	-----	-----	peak
2	5850.000	8.07	34.40	34.97	60.81	68.31	122.20	-53.89	peak
3	5860.000	8.07	34.44	34.96	60.25	67.80	109.40	-41.60	peak
4 q	5939.510	8.13	34.68	34.93	52.94	60.82	68.20	-7.38	peak



Test Mode: 04; Polarity: Horizontal; Modulation:802.11ax(Full RU0); Bandwidth:80MHz; Channel:middle

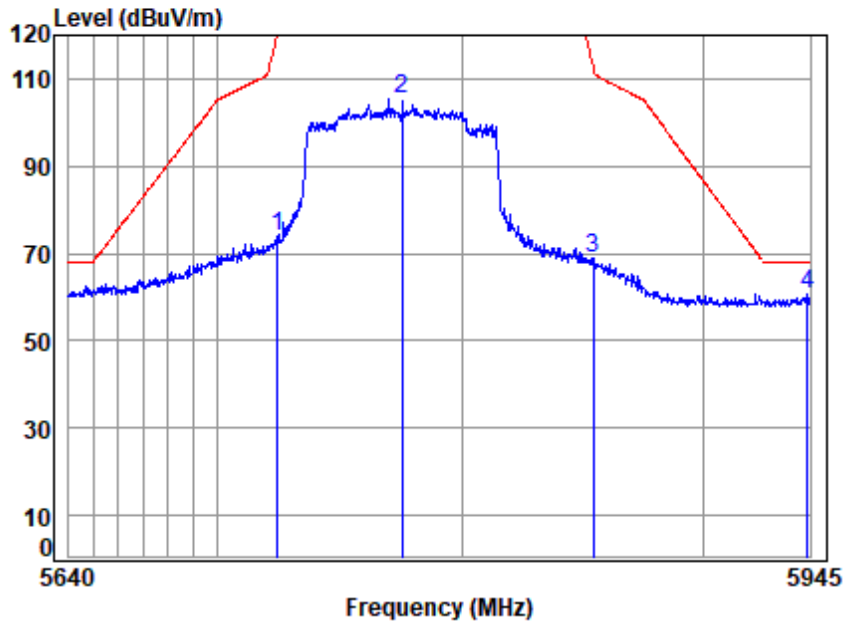


Site : chamber
 Condition: 3m HORIZONTAL
 Job No : 04146AT
 Mode : 5775 Band edge
 : 5G WIFI 11AX80

	Freq	Cable Loss	Ant Factor	Preamp Factor	Read Level	Limit Level	Limit Line	Over Limit	Remark
	MHz	dB	dB/m	dB	dBuV	dBuV/m	dBuV/m	dB	
1	5724.691	7.98	34.25	35.03	68.86	76.06	121.50	-45.44	peak
2	5775.000	8.01	34.25	35.00	97.81	105.07	-----	-----	peak
3	5849.958	8.07	34.40	34.97	60.13	67.63	-----	-----	peak
4 q	5943.122	8.13	34.69	34.93	52.33	60.22	68.20	-7.98	peak



Test Mode: 04; Polarity: Vertical; Modulation:802.11ax(Full RU0); Bandwidth:80MHz; Channel:middle



Site : chamber
 Condition: 3m VERTICAL
 Job No : 04146AT
 Mode : 5775 Band edge
 : 5G WIFI 11AX80

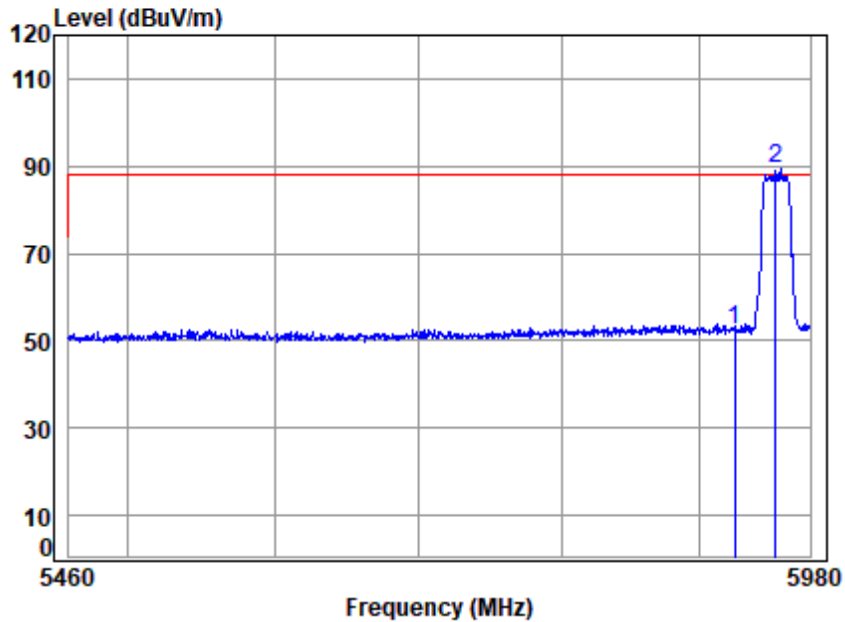
	Freq	Cable Loss	Ant Factor	Preamp Factor	Read Level	Limit Level	Over Limit	Remark
	MHz	dB	dB/m	dB	dBuV	dBuV/m	dBuV/m	dB
1	5724.390	7.98	34.25	35.03	66.69	73.89	120.81	-46.92 peak
2	5775.000	8.01	34.25	35.00	98.11	105.37	-----	----- peak
3	5854.273	8.07	34.42	34.97	61.43	68.95	112.46	-43.51 peak
4 q	5944.061	8.13	34.69	34.93	52.65	60.54	68.20	-7.66 peak



Unless otherwise agreed in writing, this document is issued by the Company subject to its General Conditions of Service printed overleaf, available on request or accessible at <https://www.sgs.com/en/Terms-and-Conditions>. Attention is drawn to the limitation of liability, indemnification and jurisdiction issues defined therein. Any holder of this document is advised that information contained hereon reflects the Company's findings at the time of its intervention only and within the limits of Client's instructions, if any. The Company's sole responsibility is to its Client and this document does not exonerate parties to a transaction from exercising all their rights and obligations under the transaction documents. This document cannot be reproduced except in full, without prior written approval of the Company. Any unauthorized alteration, forgery or falsification of the content or appearance of this document is unlawful and offenders may be prosecuted to the fullest extent of the law. Unless otherwise stated the results shown in this test report refer only to the sample(s) tested and such sample(s) are retained for 30 days only.

Attention: To check the authenticity of testing /inspection report & certificate, please contact us at telephone: (86-755) 8307 1443, or email: CN.Doccheck@sgs.com
 No.1 Workshop, M-10, Middle Section, Science & Technology Park, Nanshan District, Shenzhen, Guangdong, China 518057 t (86-755) 26012053 f (86-755) 26710594 www.sgs.com.cn
 中国·广东·深圳市南山区科技园中区M-10栋1号厂房 邮编: 518057 t (86-755) 26012053 f (86-755) 26710594 sgs.china@sgs.com

Test Mode: 06; Polarity: Horizontal; Modulation:802.11ax(Full RU0); Bandwidth:20MHz; Channel:Low

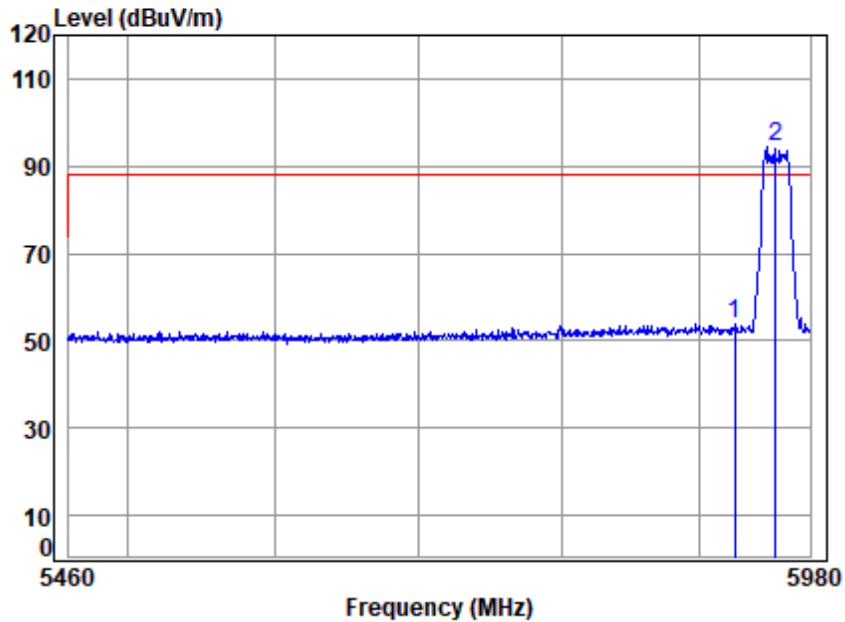


Site : chamber
 Condition: 3m HORIZONTAL
 Job No : 04146AT
 Mode : 5955 Band edge
 Note : 6E WIFI 11AX20

	Freq	Cable Loss	Ant Factor	Preamp Factor	Read Level	Level	Limit Line	Over Limit	Remark
	MHz	dB	dB/m	dB	dBuV	dBuV/m	dBuV/m	dB	
1	5925.000	8.12	34.65	34.93	44.63	52.47	88.20	-35.73	peak
2 q	5955.000	8.14	34.72	34.92	81.63	89.57	88.20	1.37	Peak



Test Mode: 06; Polarity: Vertical; Modulation:802.11ax(Full RU0); Bandwidth:20MHz; Channel:Low

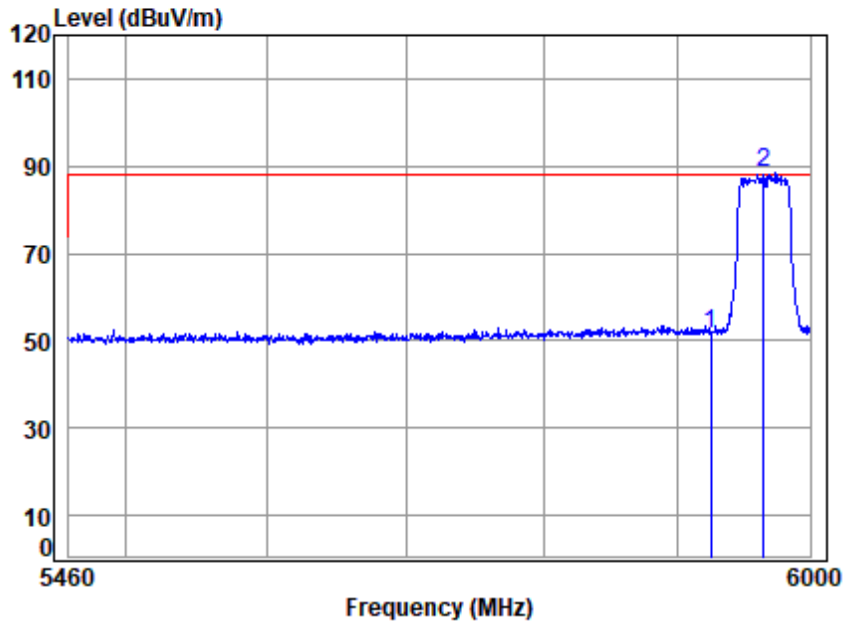


Site : chamber
 Condition: 3m VERTICAL
 Job No : 04146AT
 Mode : 5955 Band edge
 Note : 6E WIFI 11AX20

	Freq	Cable Loss	Ant Factor	Preamp Factor	Read Level	Limit Level	Over Limit	Remark
	MHz	dB	dB/m	dB	dBuV	dBuV/m	dBuV/m	dB
1	5925.000	8.12	34.65	34.93	46.12	53.96	88.20	-34.24 peak
2 q	5955.000	8.14	34.72	34.92	86.43	94.37	88.20	6.17 Peak



Test Mode: 06; Polarity: Horizontal; Modulation:802.11ax(Full RU0); Bandwidth:40MHz; Channel:Low



Site : chamber
 Condition: 3m HORIZONTAL
 Job No : 04146AT
 Mode : 5965 Band edge
 Note : 6E WIFI 11AX40

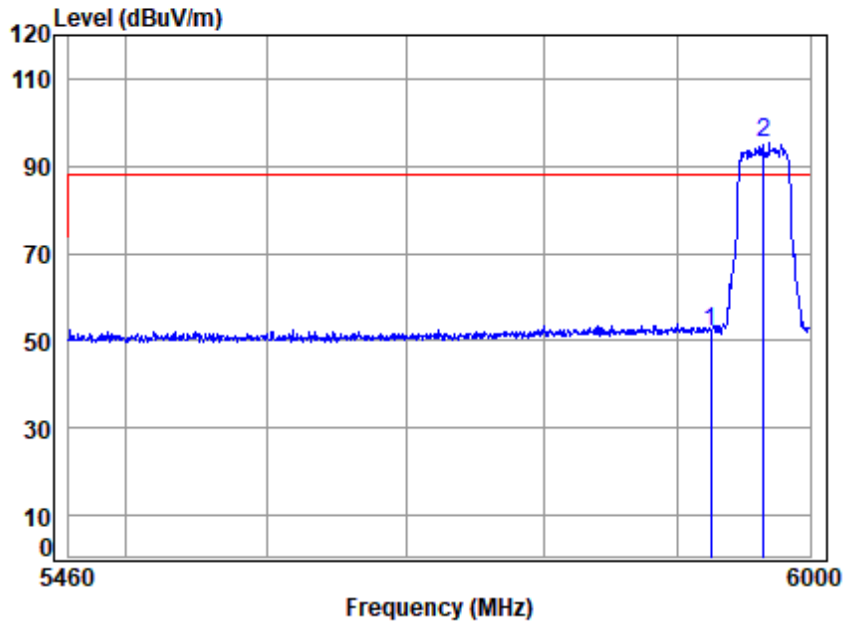
	Freq	Cable Loss	Ant Factor	Preamp Factor	Read Level	Limit Level	Over Limit	Remark
	MHz	dB	dB/m	dB	dBuV	dBuV/m	dBuV/m	dB
1	5925.000	8.12	34.65	34.93	43.89	51.73	88.20	-36.47 peak
2 q	5965.000	8.15	34.76	34.92	80.39	88.38	88.20	0.18 peak



Unless otherwise agreed in writing, this document is issued by the Company subject to its General Conditions of Service printed overleaf, available on request or accessible at <https://www.sgs.com/en/Terms-and-Conditions>. Attention is drawn to the limitation of liability, indemnification and jurisdiction issues defined therein. Any holder of this document is advised that information contained hereon reflects the Company's findings at the time of its intervention only and within the limits of Client's instructions, if any. The Company's sole responsibility is to its Client and this document does not exonerate parties to a transaction from exercising all their rights and obligations under the transaction documents. This document cannot be reproduced except in full, without prior written approval of the Company. Any unauthorized alteration, forgery or falsification of the content or appearance of this document is unlawful and offenders may be prosecuted to the fullest extent of the law. Unless otherwise stated the results shown in this test report refer only to the sample(s) tested and such sample(s) are retained for 30 days only.

Attention: To check the authenticity of testing /inspection report & certificate, please contact us at telephone: (86-755) 8307 1443, or email: CN.Doccheck@sgs.com
 No.1 Workshop, M-10, Middle Section, Science & Technology Park, Nanshan District, Shenzhen, Guangdong, China 518057 t (86-755) 26012053 f (86-755) 26710594 www.sgs.com.cn
 中国·广东·深圳市南山区科技园中区M-10栋1号厂房 邮编: 518057 t (86-755) 26012053 f (86-755) 26710594 sgs.china@sgs.com

Test Mode: 06; Polarity: Vertical; Modulation:802.11ax(Full RU0); Bandwidth:40MHz; Channel:Low

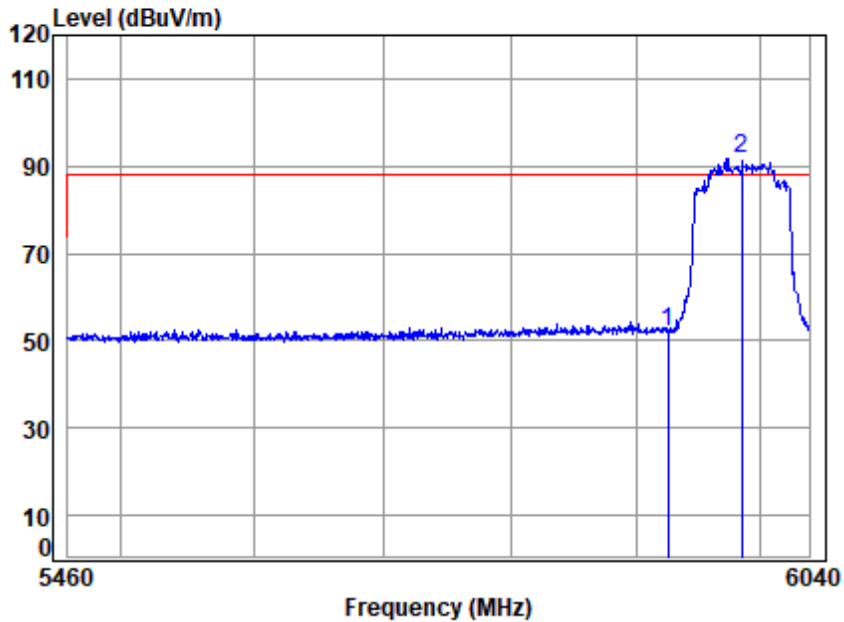


Site : chamber
 Condition: 3m VERTICAL
 Job No : 04146AT
 Mode : 5965 Band edge
 Note : 6E WIFI 11AX40

	Freq	Cable Loss	Ant Factor	Preamp Factor	Read Level	Limit Line	Over Limit	Remark
	MHz	dB	dB/m	dB	dBuV	dBuV/m	dB	
1	5925.000	8.12	34.65	34.93	44.30	88.20	-36.06	peak
2 q	5965.000	8.15	34.76	34.92	87.21	88.20	7.00	peak



Test Mode: 06; Polarity: Horizontal; Modulation:802.11ax(Full RU0); Bandwidth:80MHz; Channel:Low

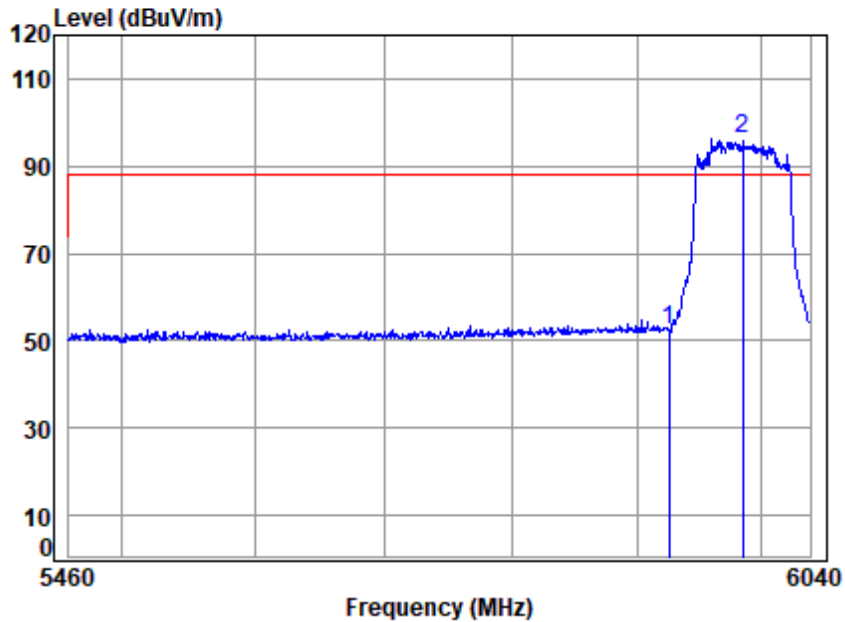


Site : chamber
 Condition: 3m HORIZONTAL
 Job No : 04146AT
 Mode : 5985 Band edge
 Note : 6E WIFI 11AX80

	Freq	Cable Loss	Ant Factor	Preamp Factor	Read Level	Limit Level	Over Limit	Remark
	MHz	dB	dB/m	dB	dBuV	dBuV/m	dBuV/m	dB
1	5925.000	8.12	34.65	34.93	44.16	52.00	88.20	-36.20 peak
2 q	5985.000	8.16	34.84	34.91	83.70	91.79	88.20	3.59 peak



Test Mode: 06; Polarity: Vertical; Modulation:802.11ax(Full RU0); Bandwidth:80MHz; Channel:Low

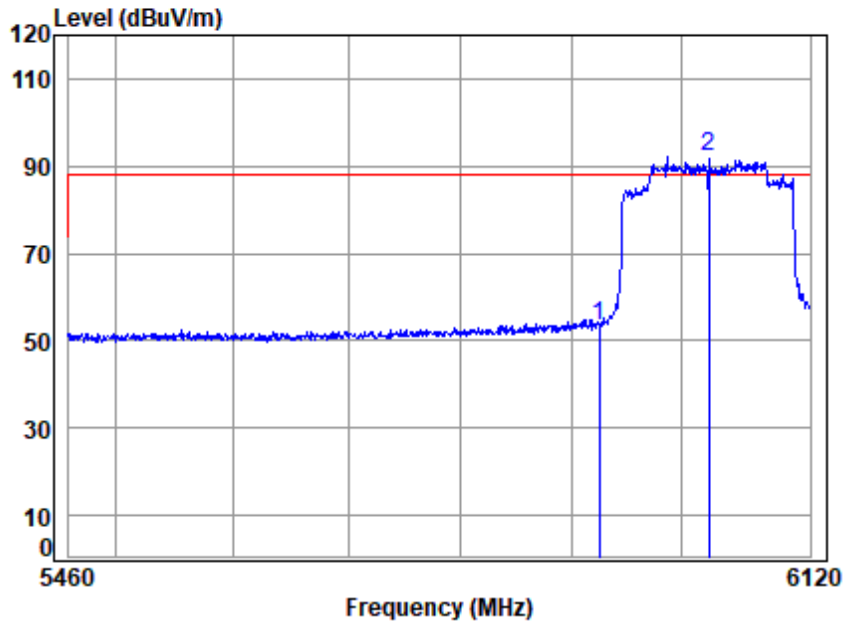


Site : chamber
 Condition: 3m VERTICAL
 Job No : 04146AT
 Mode : 5985 Band edge
 Note : 6E WIFI 11AX80

	Freq	Cable Loss	Ant Factor	Preamp Factor	Read Level	Limit Level	Over Limit	Remark
	MHz	dB	dB/m	dB	dBuV	dBuV/m	dBuV/m	dB
1	5925.000	8.12	34.65	34.93	44.67	52.51	88.20	-35.69 peak
2 q	5985.000	8.16	34.84	34.91	88.05	96.14	88.20	7.94 peak



Test Mode: 06; Polarity: Horizontal; Modulation:802.11ax(Full RU0); Bandwidth:160MHz; Channel:Low

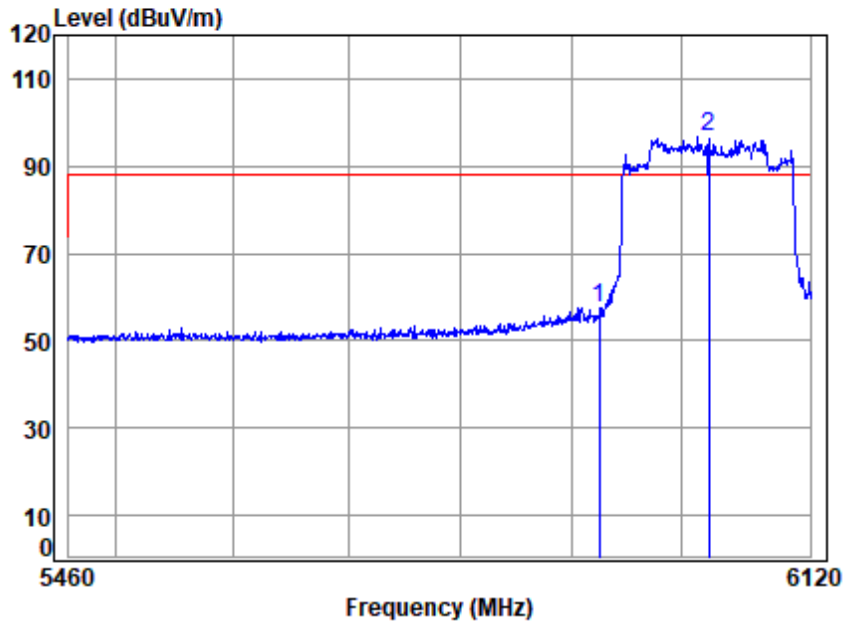


Site : chamber
 Condition: 3m HORIZONTAL
 Job No : 04146AT
 Mode : 6025 Band edge
 Note : 6E WIFI 11AX160

	Freq	Cable Loss	Ant Factor	Preamp Factor	Read Level	Limit Level	Over Limit	Remark
	MHz	dB	dB/m	dB	dBuV	dBuV/m	dBuV/m	dB
1	5925.000	8.12	34.65	34.93	45.76	53.60	88.20	-34.60 peak
2 q	6025.000	8.19	34.95	34.92	83.79	92.01	88.20	3.81 peak



Test Mode: 06; Polarity: Vertical; Modulation:802.11ax(Full RU0); Bandwidth:160MHz; Channel:Low

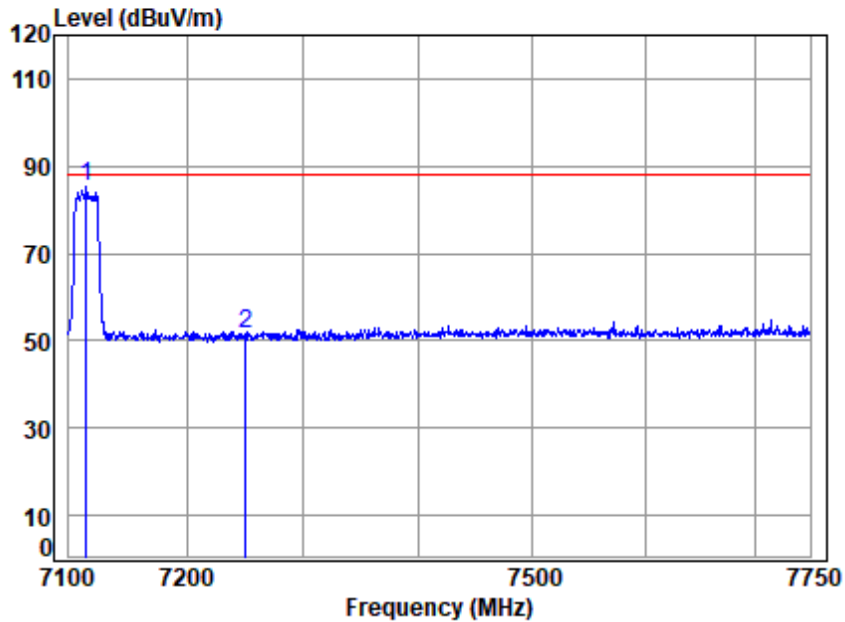


Site : chamber
 Condition: 3m VERTICAL
 Job No : 04146AT
 Mode : 6025 Band edge
 Note : 6E WIFI 11AX160

		Cable	Ant	Preamp	Read	Limit	Over	
	Freq	Loss	Factor	Factor	Level	Line	Limit	Remark
	MHz	dB	dB/m	dB	dBuV	dBuV/m	dBuV/m	dB
1	5925.000	8.12	34.65	34.93	49.67	57.51	88.20	-30.69 peak
2 q	6025.000	8.19	34.95	34.92	88.51	96.73	88.20	8.53 peak



Test Mode: 09; Polarity: Horizontal; Modulation:802.11ax(Full RU0); Bandwidth:20MHz; Channel:High

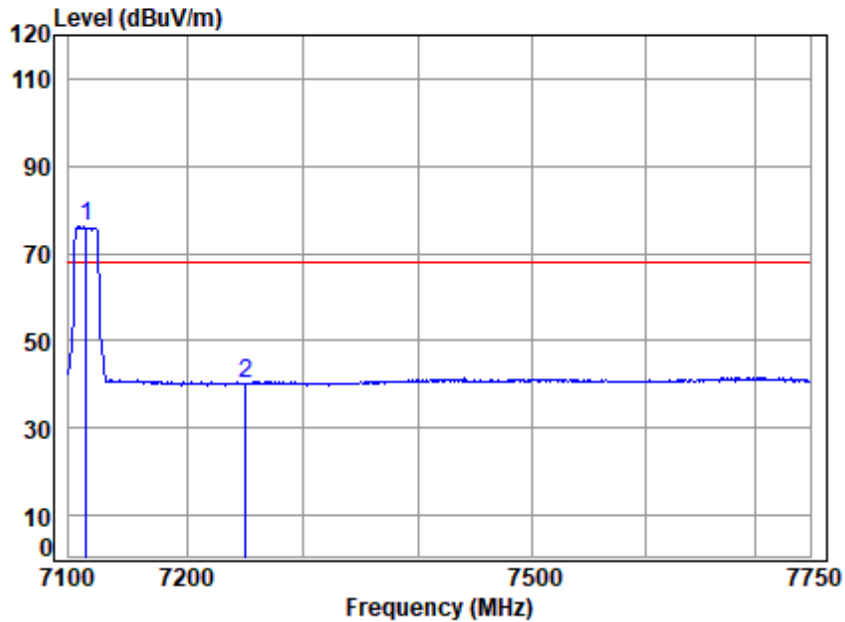


Site : chamber
 Condition: 3m HORIZONTAL
 Job No : 04146AT
 Mode : 7115 Band edge
 Note : 6E WIFI 11AX20

	Freq	Cable Loss	Ant Factor	Preamp Factor	Read Level	Limit Level	Over Limit	Remark
	MHz	dB	dB/m	dB	dBuV	dBuV/m	dBuV/m	dB
1 q	7115.000	9.06	35.80	35.69	76.00	85.17	88.20	-3.03 peak
2	7250.000	9.23	35.70	35.83	42.46	51.56	88.20	-36.64 peak



Test Mode: 09; Polarity: Horizontal; Modulation:802.11ax(Full RU0); Bandwidth:20MHz; Channel:High



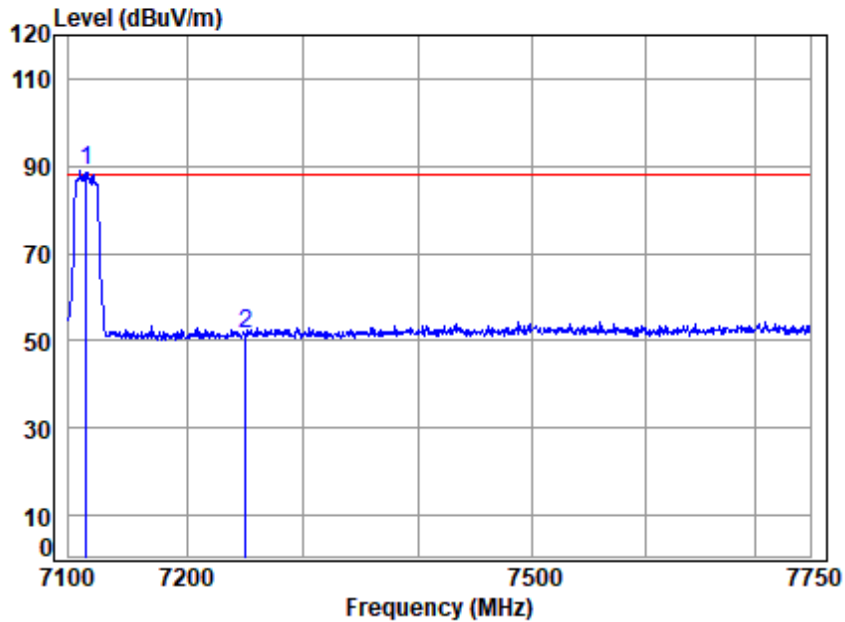
Site : chamber
 Condition: 3m HORIZONTAL
 Job No : 04146AT
 Mode : 7115 Band edge
 Note : 6E WIFI 11AX20

	Freq	Cable Loss	Ant Factor	Preamp Factor	Read Level	Limit Level	Over Limit	Remark
	MHz	dB	dB/m	dB	dBuV	dBuV/m	dBuV/m	dB
1 q	7115.000	9.06	35.80	35.69	67.06	76.23	68.20	8.03 Average
2	7250.000	9.23	35.70	35.83	31.01	40.11	68.20	-28.09 Average



Unless otherwise agreed in writing, this document is issued by the Company subject to its General Conditions of Service printed overleaf, available on request or accessible at <https://www.sgs.com/en/Terms-and-Conditions>. Attention is drawn to the limitation of liability, indemnification and jurisdiction issues defined therein. Any holder of this document is advised that information contained hereon reflects the Company's findings at the time of its intervention only and within the limits of Client's instructions, if any. The Company's sole responsibility is to its Client and this document does not exonerate parties to a transaction from exercising all their rights and obligations under the transaction documents. This document cannot be reproduced except in full, without prior written approval of the Company. Any unauthorized alteration, forgery or falsification of the content or appearance of this document is unlawful and offenders may be prosecuted to the fullest extent of the law. Unless otherwise stated the results shown in this test report refer only to the sample(s) tested and such sample(s) are retained for 30 days only.

Test Mode: 09; Polarity: Vertical; Modulation:802.11ax(Full RU0); Bandwidth:20MHz; Channel:High

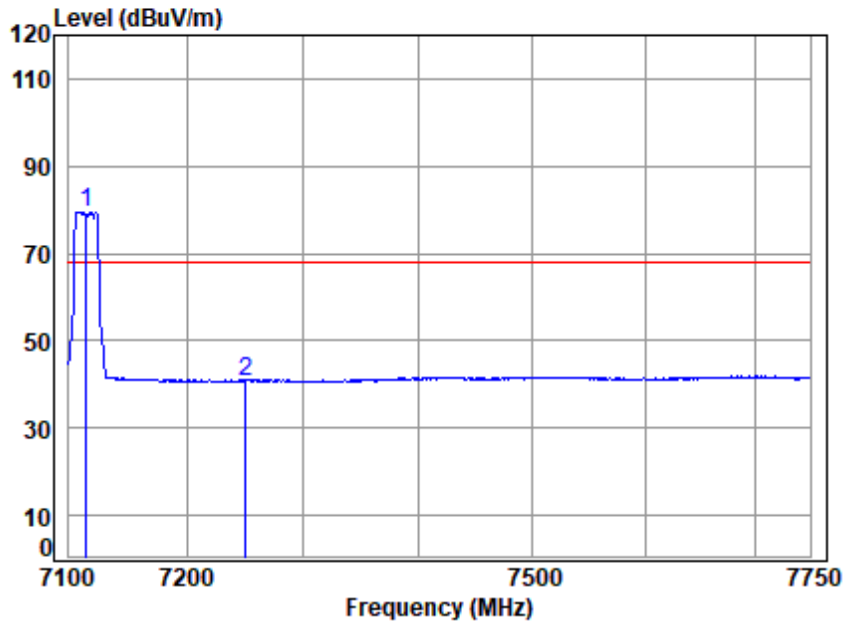


Site : chamber
 Condition: 3m VERTICAL
 Job No : 04146AT
 Mode : 7115 Band edge
 Note : 6E WIFI 11AX20

	Freq	Cable Loss	Ant Factor	Preamp Factor	Read Level	Limit Level	Over Limit	Remark
	MHz	dB	dB/m	dB	dBuV	dBuV/m	dBuV/m	dB
1 q	7115.000	9.06	35.80	35.69	79.72	88.89	88.20	0.69 Peak
2	7250.000	9.23	35.70	35.83	42.47	51.57	88.20	-36.63 Peak



Test Mode: 09; Polarity: Vertical; Modulation:802.11ax(Full RU0); Bandwidth:20MHz; Channel:High

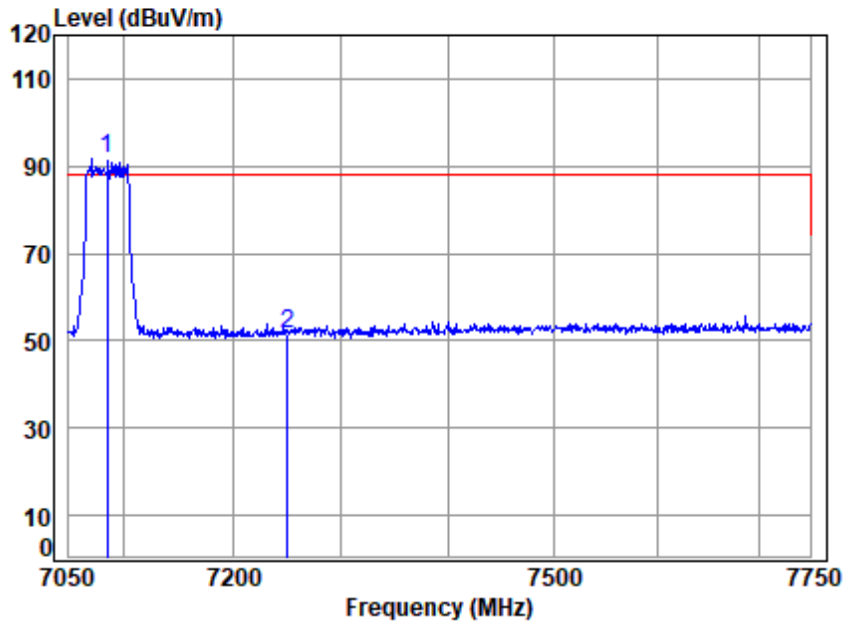


Site : chamber
 Condition: 3m VERTICAL
 Job No : 04146AT
 Mode : 7115 Band edge
 Note : 6E WIFI 11AX20

		Cable	Ant	Preamp	Read	Limit	Over	
Freq	Loss	Factor	Factor	Factor	Level	Line	Limit	Remark
MHz	dB	dB/m	dB	dB	dBuV	dBuV/m	dB	
1 q 7115.000	9.06	35.80	35.69	70.44	79.61	68.20	11.41	Average
2 7250.000	9.23	35.70	35.83	31.63	40.73	68.20	-27.47	Average



Test Mode: 09; Polarity: Horizontal; Modulation:802.11ax(Full RU0); Bandwidth:40MHz; Channel:High

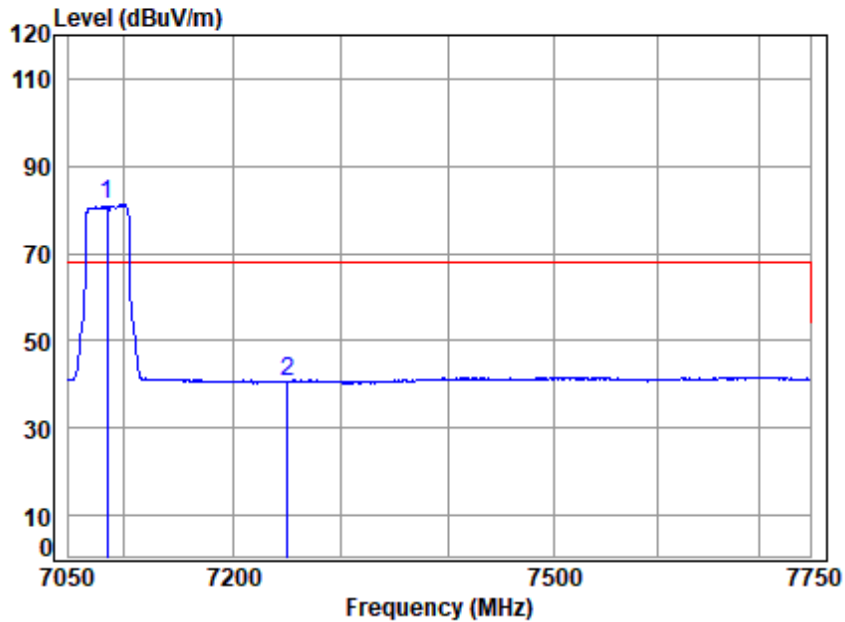


Site : chamber
 Condition: 3m HORIZONTAL
 Job No : 04146AT
 Mode : 7085 Band edge
 Note : 6E WIFI 11AX40

	Freq	Cable Loss	Ant Factor	Preamp Factor	Read Level	Limit Level	Over Limit	Remark
	MHz	dB	dB/m	dB	dBuV	dBuV/m	dBuV/m	dB
1 q	7085.000	9.03	35.77	35.66	82.58	91.72	88.20	3.52 peak
2	7250.000	9.23	35.70	35.83	42.60	51.70	88.20	-36.50 peak



Test Mode: 09; Polarity: Horizontal; Modulation:802.11ax(Full RU0); Bandwidth:40MHz; Channel:High



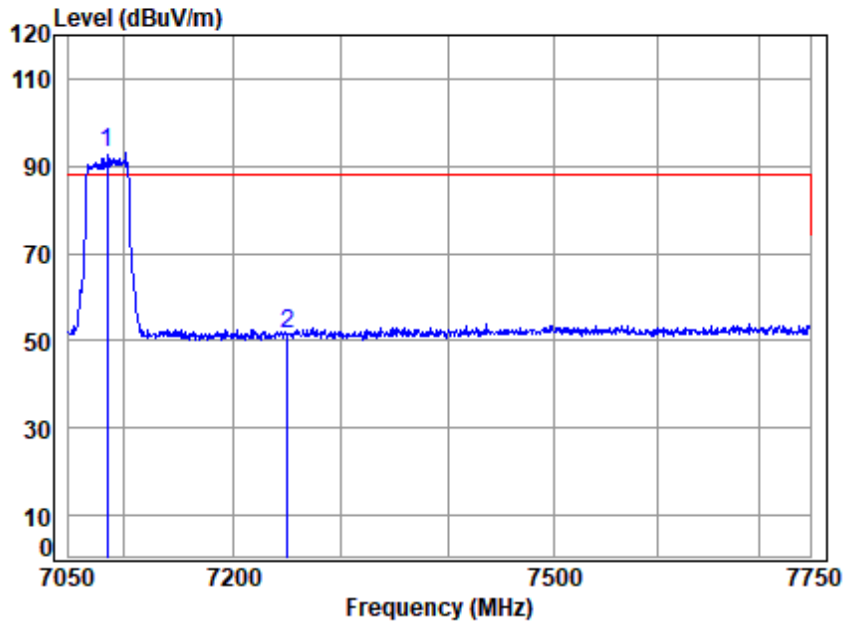
Site : chamber
 Condition: 3m HORIZONTAL
 Job No : 04146AT
 Mode : 7085 Band edge
 Note : 6E WIFI 11AX40

		Cable	Ant	Preamp	Read	Limit	Over	
	Freq	Loss	Factor	Factor	Level	Level	Line	Limit Remark
	MHz	dB	dB/m	dB	dBuV	dBuV/m	dBuV/m	dB
1	q 7085.000	9.03	35.77	35.66	72.00	81.14	68.20	12.94 Average
2	7250.000	9.23	35.70	35.83	31.46	40.56	68.20	-27.64 Average



Unless otherwise agreed in writing, this document is issued by the Company subject to its General Conditions of Service printed overleaf, available on request or accessible at <https://www.sgs.com/en/Terms-and-Conditions>. Attention is drawn to the limitation of liability, indemnification and jurisdiction issues defined therein. Any holder of this document is advised that information contained hereon reflects the Company's findings at the time of its intervention only and within the limits of Client's instructions, if any. The Company's sole responsibility is to its Client and this document does not exonerate parties to a transaction from exercising all their rights and obligations under the transaction documents. This document cannot be reproduced except in full, without prior written approval of the Company. Any unauthorized alteration, forgery or falsification of the content or appearance of this document is unlawful and offenders may be prosecuted to the fullest extent of the law. Unless otherwise stated the results shown in this test report refer only to the sample(s) tested and such sample(s) are retained for 30 days only.

Test Mode: 09; Polarity: Vertical; Modulation:802.11ax(Full RU0); Bandwidth:40MHz; Channel:High

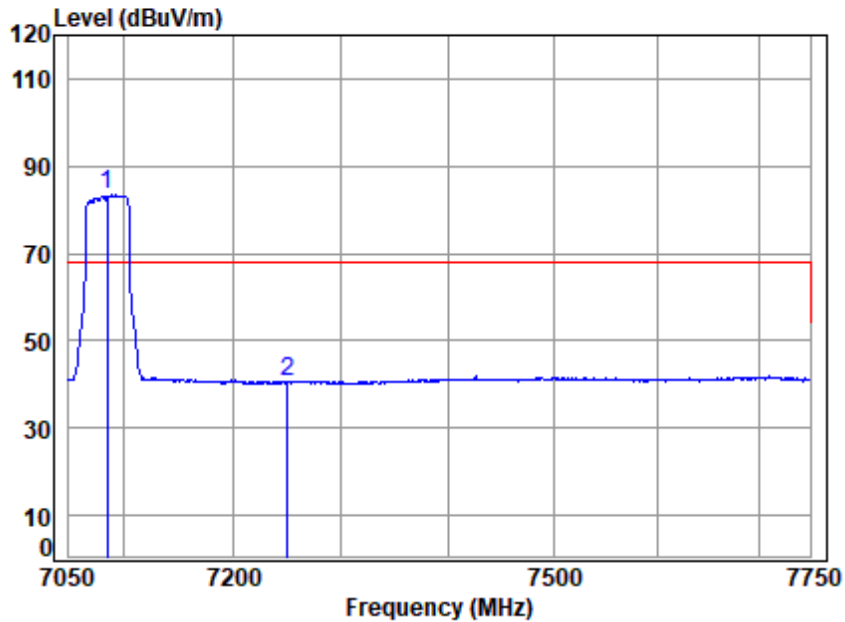


Site : chamber
 Condition: 3m VERTICAL
 Job No : 04146AT
 Mode : 7085 Band edge
 Note : 6E WIFI 11AX40

	Freq	Cable Loss	Ant Factor	Preamp Factor	Read Level	Limit Level	Over Limit	Remark
	MHz	dB	dB/m	dB	dBuV	dBuV/m	dBuV/m	dB
1 q	7085.000	9.03	35.77	35.66	83.90	93.04	88.20	4.84 Peak
2	7250.000	9.23	35.70	35.83	42.35	51.45	88.20	-36.75 Peak



Test Mode: 09; Polarity: Vertical; Modulation:802.11ax(Full RU0); Bandwidth:40MHz; Channel:High

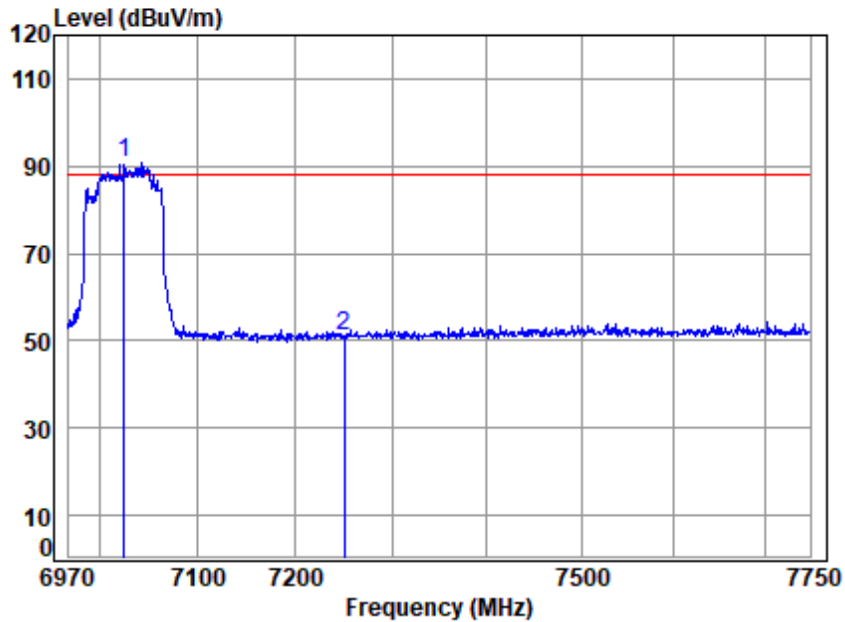


Site : chamber
 Condition: 3m VERTICAL
 Job No : 04146AT
 Mode : 7085 Band edge
 Note : 6E WIFI 11AX40

		Cable	Ant	Preamp	Read	Limit	Over	
Freq	Loss	Factor	Factor	Factor	Level	Level	Line	Limit Remark
MHz	dB	dB/m	dB	dB	dBuV	dBuV/m	dBuV/m	dB
1 q 7085.000	9.03	35.77	35.66	74.28	83.42	68.20	15.22	Average
2 7250.000	9.23	35.70	35.83	31.43	40.53	68.20	-27.67	Average



Test Mode: 09; Polarity: Horizontal; Modulation:802.11ax(Full RU0); Bandwidth:80MHz; Channel:High

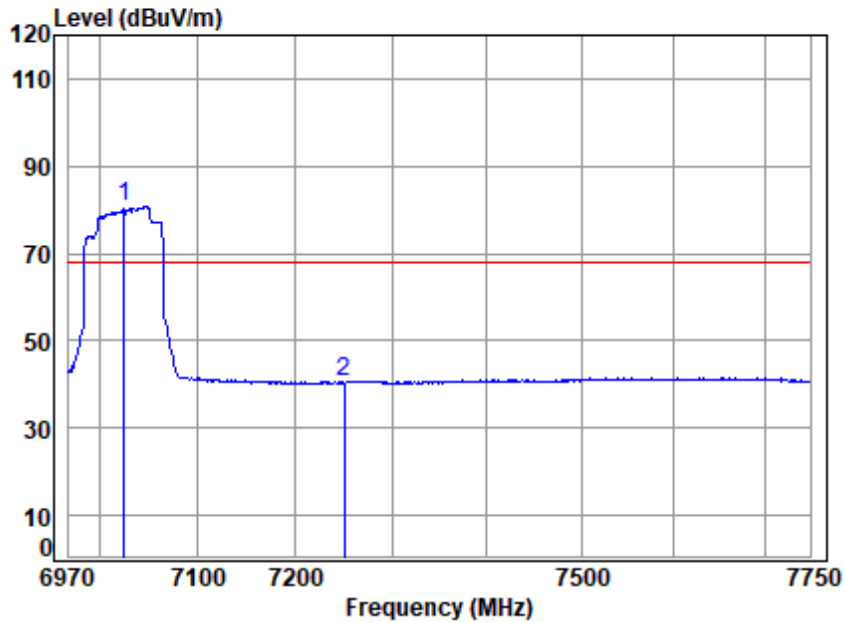


Site : chamber
 Condition: 3m HORIZONTAL
 Job No : 04146AT
 Mode : 7025 Band edge
 Note : 6E WIFI 11AX80

	Cable	Ant	Preamp	Read	Limit	Over	
Freq	Loss	Factor	Factor	Level	Level	Line	Limit Remark
MHz	dB	dB/m	dB	dBuV	dBuV/m	dBuV/m	dB
1 q 7025.000	8.95	35.70	35.60	81.65	90.70	88.20	2.50 peak
2 7250.000	9.23	35.70	35.83	42.10	51.20	88.20	-37.00 peak



Test Mode: 09; Polarity: Horizontal; Modulation:802.11ax(Full RU0); Bandwidth:80MHz; Channel:High



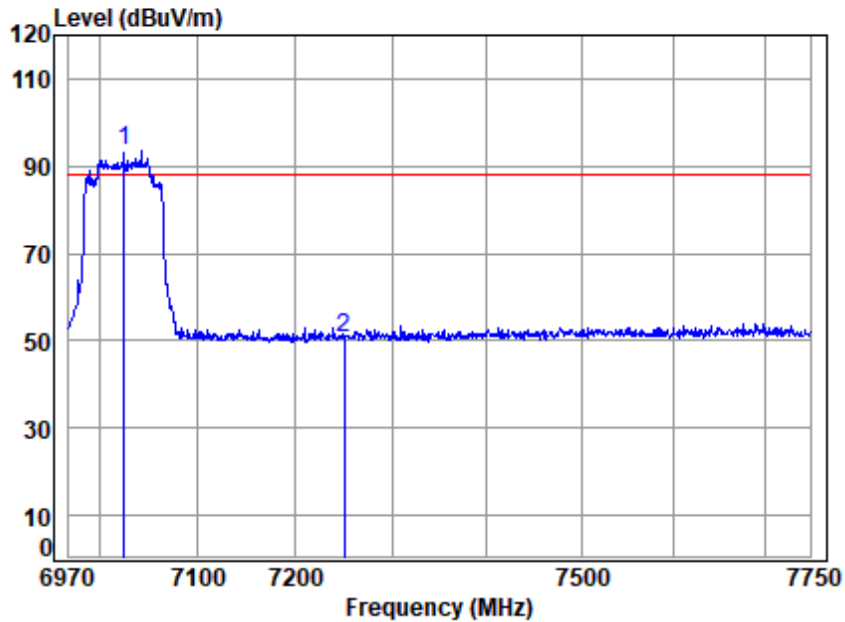
Site : chamber
 Condition: 3m HORIZONTAL
 Job No : 04146AT
 Mode : 7025 Band edge
 Note : 6E WIFI 11AX80

	Freq	Cable Loss	Ant Factor	Preamp Factor	Read Level	Limit Line	Over Limit	Remark
	MHz	dB	dB/m	dB	dBuV	dBuV/m	dB	
1 q	7025.000	8.95	35.70	35.60	71.85	68.20	12.70	Average
2	7250.000	9.23	35.70	35.83	31.50	68.20	-27.60	Average



Unless otherwise agreed in writing, this document is issued by the Company subject to its General Conditions of Service printed overleaf, available on request or accessible at <https://www.sgs.com/en/Terms-and-Conditions>. Attention is drawn to the limitation of liability, indemnification and jurisdiction issues defined therein. Any holder of this document is advised that information contained hereon reflects the Company's findings at the time of its intervention only and within the limits of Client's instructions, if any. The Company's sole responsibility is to its Client and this document does not exonerate parties to a transaction from exercising all their rights and obligations under the transaction documents. This document cannot be reproduced except in full, without prior written approval of the Company. Any unauthorized alteration, forgery or falsification of the content or appearance of this document is unlawful and offenders may be prosecuted to the fullest extent of the law. Unless otherwise stated the results shown in this test report refer only to the sample(s) tested and such sample(s) are retained for 30 days only.

Test Mode: 09; Polarity: Vertical; Modulation:802.11ax(Full RU0); Bandwidth:80MHz; Channel:High

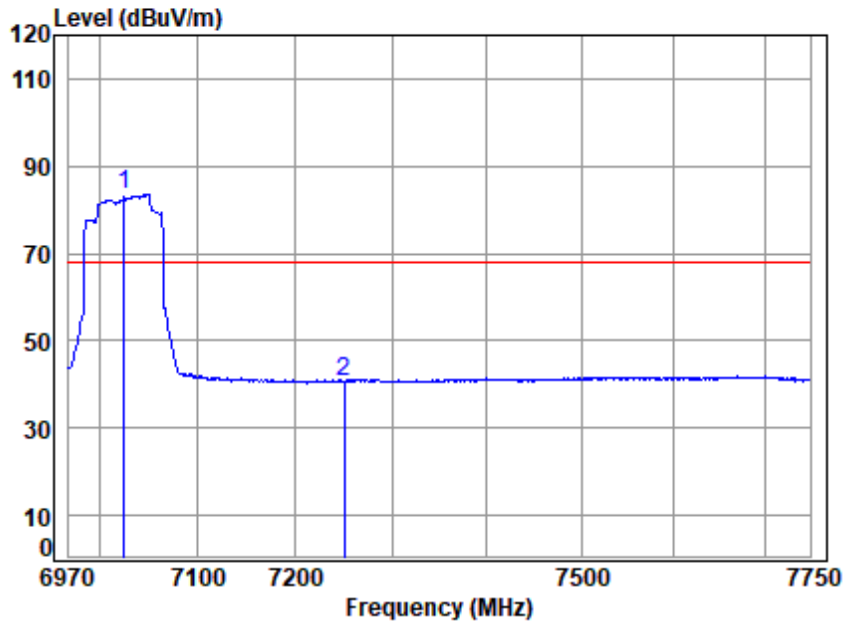


Site : chamber
 Condition: 3m VERTICAL
 Job No : 04146AT
 Mode : 7025 Band edge
 Note : 6E WIFI 11AX80

	Freq	Cable Loss	Ant Factor	Preamp Factor	Read Level	Limit Level	Over Limit	Remark
	MHz	dB	dB/m	dB	dBuV	dBuV/m	dBuV/m	dB
1 q	7025.000	8.95	35.70	35.60	84.33	93.38	88.20	5.18 Peak
2	7250.000	9.23	35.70	35.83	41.55	50.65	88.20	-37.55 Peak



Test Mode: 09; Polarity: Vertical; Modulation:802.11ax(Full RU0); Bandwidth:80MHz; Channel:High

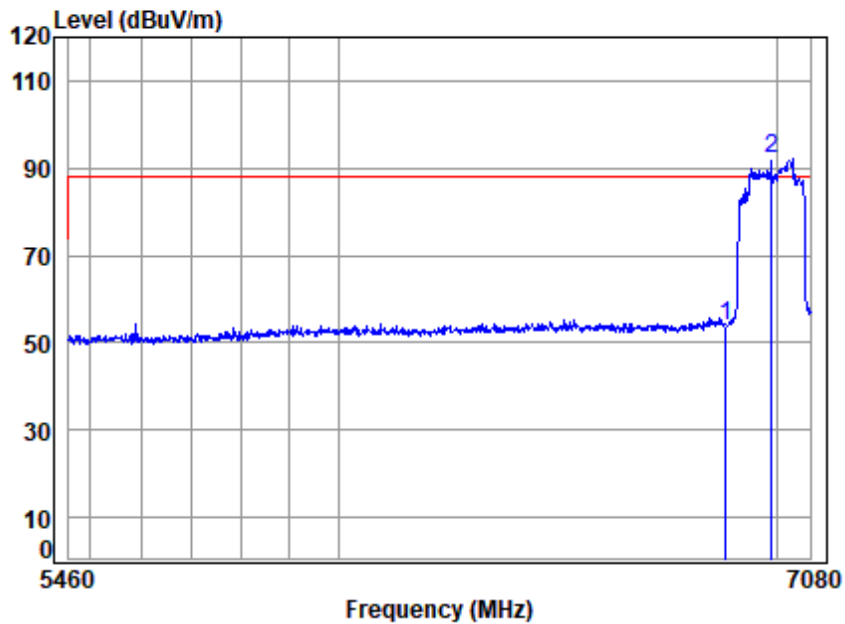


Site : chamber
 Condition: 3m VERTICAL
 Job No : 04146AT
 Mode : 7025 Band edge
 Note : 6E WIFI 11AX80

	Cable	Ant	Preamp	Read	Limit	Over		
Freq	Loss	Factor	Factor	Level	Level	Line	Limit	Remark
MHz	dB	dB/m	dB	dBuV	dBuV/m	dBuV/m	dB	
1 q 7025.000	8.95	35.70	35.60	74.55	83.60	68.20	15.40	Average
2 7250.000	9.23	35.70	35.83	31.55	40.65	68.20	-27.55	Average



Test Mode: 09; Polarity: Horizontal; Modulation:802.11ax(Full RU0); Bandwidth:160MHz; Channel:middle

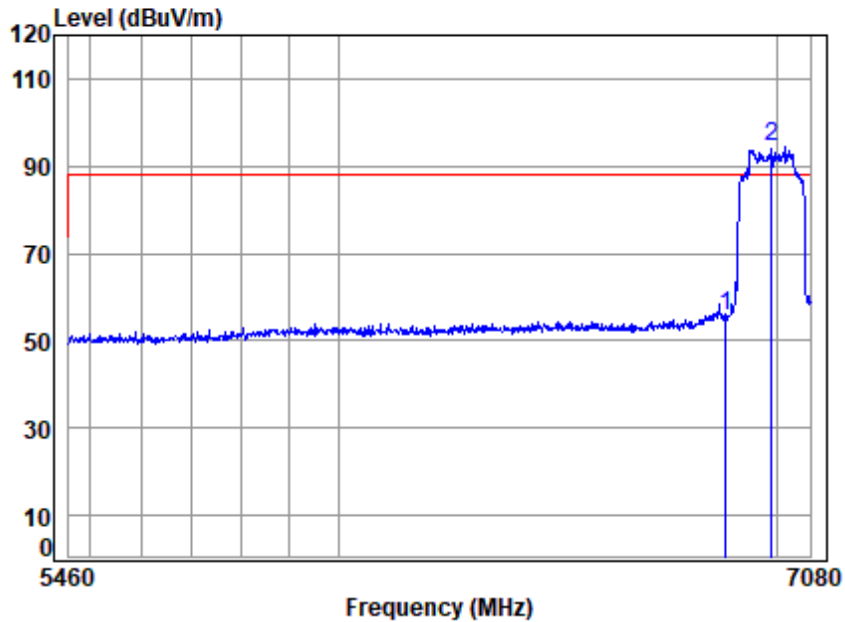


Site : chamber
 Condition: 3m HORIZONTAL
 Job No : 04146AT
 Mode : 6985 Band edge
 Note : 6E WIFI 11AX160

	Cable	Ant	Preamp	Read	Limit	Over	
Freq	Loss	Factor	Factor	Level	Level	Line	Limit Remark
MHz	dB	dB/m	dB	dBuV	dBuV/m	dBuV/m	dB
1	6875.000	8.83	35.55	35.49	45.02	53.91	88.20 -34.29 peak
2	q 6985.000	8.91	35.73	35.56	83.09	92.17	88.20 3.97 peak



Test Mode: 09; Polarity: Vertical; Modulation:802.11ax(Full RU0); Bandwidth:160MHz; Channel:middle

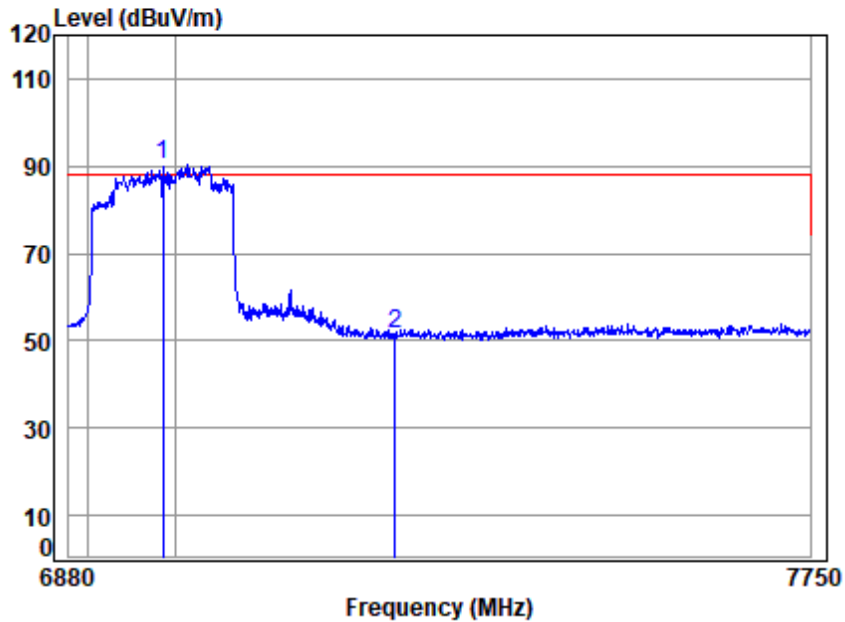


Site : chamber
 Condition: 3m VERTICAL
 Job No : 04146AT
 Mode : 6985 Band edge
 Note : 6E WIFI 11AX160

	Freq	Cable Loss	Ant Factor	Preamp Factor	Read Level	Limit Level	Over Limit	Remark
	MHz	dB	dB/m	dB	dBuV	dBuV/m	dBuV/m	dB
1	6875.000	8.83	35.55	35.49	46.91	55.80	88.20	-32.40 peak
2 q	6985.000	8.91	35.73	35.56	85.45	94.53	88.20	6.33 peak



Test Mode: 09; Polarity: Horizontal; Modulation:802.11ax(Full RU0); Bandwidth:160MHz; Channel:middle

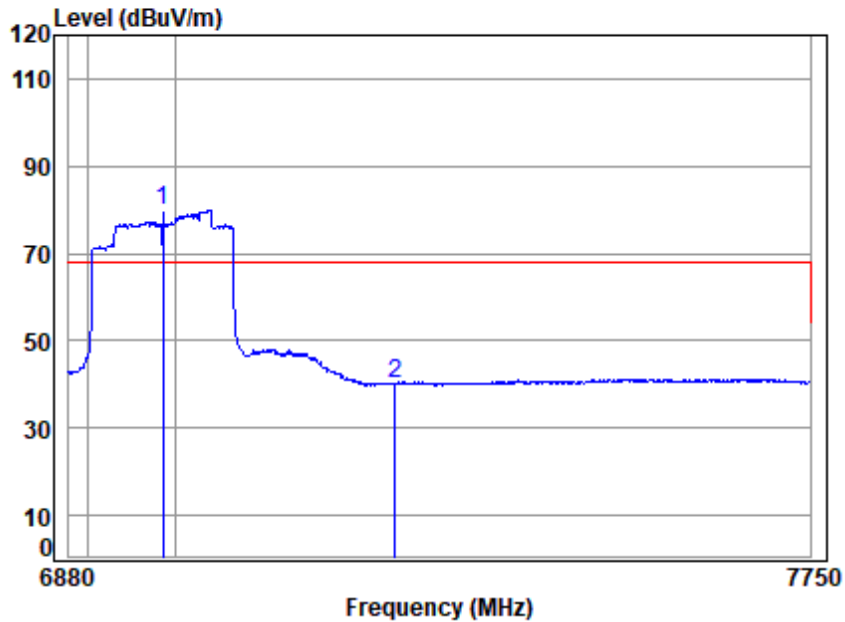


Site : chamber
 Condition: 3m HORIZONTAL
 Job No : 04146AT
 Mode : 6985 Band edge
 Note : 6E WIFI 11AX160

	Cable	Ant	Preamp	Read	Limit	Over	
Freq	Loss	Factor	Factor	Level	Level	Line	Limit Remark
MHz	dB	dB/m	dB	dBuV	dBuV/m	dBuV/m	dB
1 q 6985.000	8.91	35.73	35.56	81.16	90.24	88.20	2.04 peak
2 7250.000	9.23	35.70	35.83	42.42	51.52	88.20	-36.68 peak



Test Mode: 09; Polarity: Horizontal; Modulation:802.11ax(Full RU0); Bandwidth:160MHz; Channel:middle



Site : chamber
 Condition: 3m HORIZONTAL
 Job No : 04146AT
 Mode : 6985 Band edge
 Note : 6E WIFI 11AX160

	Cable	Ant	Preamp	Read	Limit	Over		
Freq	Loss	Factor	Factor	Level	Level	Line	Limit	Remark
MHz	dB	dB/m	dB	dBuV	dBuV/m	dBuV/m	dB	
1 q 6985.000	8.91	35.73	35.56	70.77	79.85	68.20	11.65	Average
2 7250.000	9.23	35.70	35.83	31.26	40.36	68.20	-27.84	Average

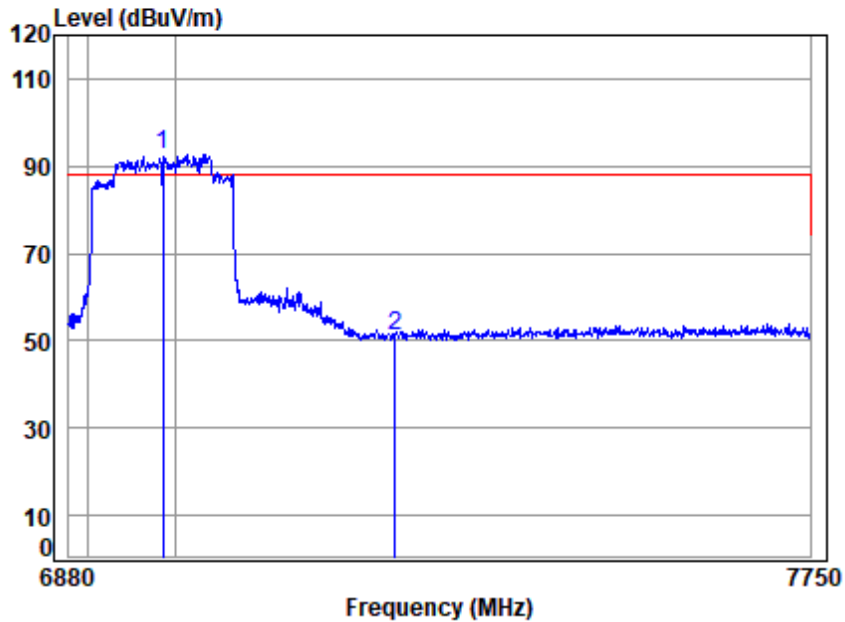


Unless otherwise agreed in writing, this document is issued by the Company subject to its General Conditions of Service printed overleaf, available on request or accessible at <https://www.sgs.com/en/Terms-and-Conditions>. Attention is drawn to the limitation of liability, indemnification and jurisdiction issues defined therein. Any holder of this document is advised that information contained hereon reflects the Company's findings at the time of its intervention only and within the limits of Client's instructions, if any. The Company's sole responsibility is to its Client and this document does not exonerate parties to a transaction from exercising all their rights and obligations under the transaction documents. This document cannot be reproduced except in full, without prior written approval of the Company. Any unauthorized alteration, forgery or falsification of the content or appearance of this document is unlawful and offenders may be prosecuted to the fullest extent of the law. Unless otherwise stated the results shown in this test report refer only to the sample(s) tested and such sample(s) are retained for 30 days only.

Attention: To check the authenticity of testing /inspection report & certificate, please contact us at telephone: (86-755) 8307 1443, or email: CN.Doccheck@sgs.com

No.1 Workshop, M-10, Middle Section, Science & Technology Park, Nanshan District, Shenzhen, Guangdong, China 518057 t (86-755) 26012053 f (86-755) 26710594 www.sgsgroup.com.cn
 中国·广东·深圳市南山区科技园中区M-10栋1号厂房 邮编: 518057 t (86-755) 26012053 f (86-755) 26710594 sgs.china@sgs.com

Test Mode: 09; Polarity: Vertical; Modulation:802.11ax(Full RU0); Bandwidth:160MHz; Channel:middle

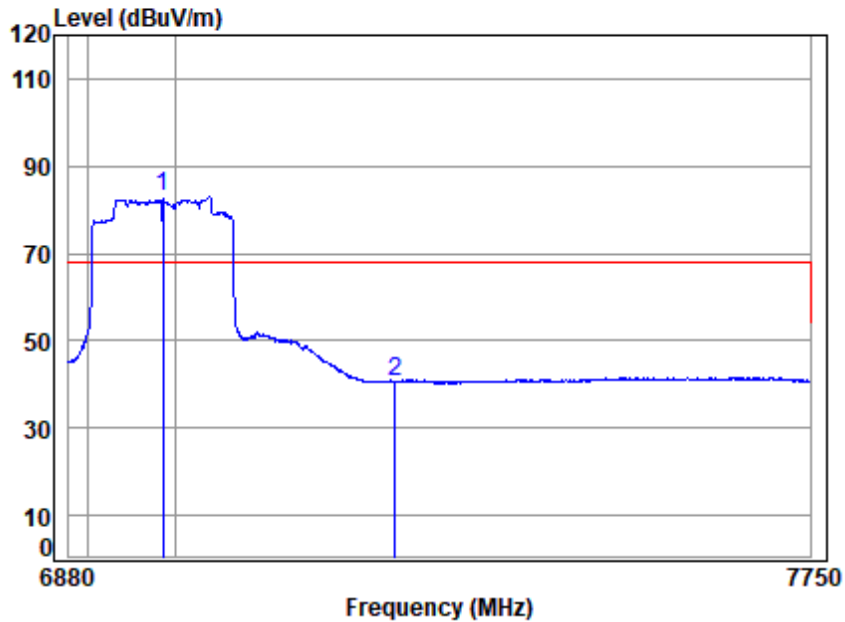


Site : chamber
 Condition: 3m VERTICAL
 Job No : 04146AT
 Mode : 6985 Band edge
 Note : 6E WIFI 11AX160

	Freq	Cable Loss	Ant Factor	Preamp Factor	Read Level	Limit Level	Over Limit	Remark
	MHz	dB	dB/m	dB	dBuV	dBuV/m	dB	
1 q	6985.000	8.91	35.73	35.56	83.67	92.75	88.20	4.55 Peak
2	7250.000	9.23	35.70	35.83	42.04	51.14	88.20	-37.06 Peak



Test Mode: 09; Polarity: Vertical; Modulation:802.11ax(Full RU0); Bandwidth:160MHz; Channel:middle



Site : chamber
 Condition: 3m VERTICAL
 Job No : 04146AT
 Mode : 6985 Band edge
 Note : 6E WIFI 11AX160

		Cable	Ant	Preamp	Read	Limit	Over	
	Freq	Loss	Factor	Factor	Level	Line	Limit	Remark
	MHz	dB	dB/m	dB	dBuV	dBuV/m	dBuV/m	dB
1	q 6985.000	8.91	35.73	35.56	73.94	83.02	68.20	14.82 Average
2	7250.000	9.23	35.70	35.83	31.43	40.53	68.20	-27.67 Average



7.12 Frequency Stability

Test Requirement 47 CFR Part 15, Subpart E 15.407 (g)
 Test Method: ANSI C63.10 (2013) Section 6.8

7.12.1 E.U.T. Operation

Operating Environment:
 Temperature: 21.9 °C Humidity: 55.5 % RH Atmospheric Pressure: 1020 mbar

7.12.2 Test Mode Description

Pre-scan / Final test	Mode Code	Description
Final test	01	TX mode (U-NII-1)_Keep the EUT in continuously transmitting mode with all modulation types. All data rates for each modulation type have been tested and found the data rate @ 6Mbps is the worst case of IEEE 802.11a; data rate @ MCS0 is the worst case of IEEE 802.11n/ac/ax 20/40/80, Only the data of worst case is recorded in the report.
Final test	04	TX mode (U-NII-3) _Keep the EUT in continuously transmitting mode with all modulation types. All data rates for each modulation type have been tested and found the data rate @ 6Mbps is the worst case of IEEE 802.11a; data rate @ MCS0 is the worst case of IEEE 802.11n/ac/ax 20/40/80, Only the data of worst case is recorded in the report.
Pre-scan	06	TX mode (U-NII-5) _Keep the EUT in continuously transmitting mode with all modulation types. All data rates for each modulation type have been tested and found the data rate @ MCS0 is the worst case of IEEE 802.11ax 20/40/80/160, Only the data of worst case is recorded in the report.
Pre-scan	07	TX mode (U-NII-6) _Keep the EUT in continuously transmitting mode with all modulation types. All data rates for each modulation type have been tested and found the data rate @ MCS0 is the worst case of IEEE 802.11ax 20/40/80/160, Only the data of worst case is recorded in the report.
Pre-scan	08	TX mode (U-NII-7) _Keep the EUT in continuously transmitting mode with all modulation types. All data rates for each modulation type have been tested and found the data rate @ MCS0 is the worst case of IEEE 802.11ax 20/40/80/160, Only the data of worst case is recorded in the report.
Pre-scan	09	TX mode (U-NII-8) _Keep the EUT in continuously transmitting mode with all modulation types. All data rates for each modulation type have been tested and found the data rate @ MCS0 is the worst case of IEEE 802.11ax 20/40/80/160, Only the data of worst case is recorded in the report.

7.12.3 Test Setup Diagram

7.12.4 Measurement Procedure and Data

Please Refer to Appendix for Details



Unless otherwise agreed in writing, this document is issued by the Company subject to its General Conditions of Service printed overleaf, available on request or accessible at <https://www.sgs.com/en/Terms-and-Conditions>. Attention is drawn to the limitation of liability, indemnification and jurisdiction issues defined therein. Any holder of this document is advised that information contained hereon reflects the Company's findings at the time of its intervention only and within the limits of Client's instructions, if any. The Company's sole responsibility is to its Client and this document does not exonerate parties to a transaction from exercising all their rights and obligations under the transaction documents. This document cannot be reproduced except in full, without prior written approval of the Company. Any unauthorized alteration, forgery or falsification of the content or appearance of this document is unlawful and offenders may be prosecuted to the fullest extent of the law. Unless otherwise stated the results shown in this test report refer only to the sample(s) tested and such sample(s) are retained for 30 days only.
Attention: To check the authenticity of testing /inspection report & certificate, please contact us at telephone: (86-755) 8307 1443, or email: CN.Doccheck@sgs.com
 No.1 Workshop, M-10, Middle Section, Science & Technology Park, Nanshan District, Shenzhen, Guangdong, China 518057 t (86-755) 26012053 f (86-755) 26710594 www.sgsgroup.com.cn
 中国·广东·深圳市南山区科技园中区M-10栋1号厂房 邮编: 518057 t (86-755) 26012053 f (86-755) 26710594 sgs.china@sgs.com

8 Test Setup Photo

Refer to Appendix Test Setup Photos for SZCR2312004146AT.



9 EUT Constructional Details (EUT Photos)

Refer to External and Internal Photos for SZCR2312004146AT.



Unless otherwise agreed in writing, this document is issued by the Company subject to its General Conditions of Service printed overleaf, available on request or accessible at <https://www.sgs.com/en/Terms-and-Conditions>. Attention is drawn to the limitation of liability, indemnification and jurisdiction issues defined therein. Any holder of this document is advised that information contained hereon reflects the Company's findings at the time of its intervention only and within the limits of Client's instructions, if any. The Company's sole responsibility is to its Client and this document does not exonerate parties to a transaction from exercising all their rights and obligations under the transaction documents. This document cannot be reproduced except in full, without prior written approval of the Company. Any unauthorized alteration, forgery or falsification of the content or appearance of this document is unlawful and offenders may be prosecuted to the fullest extent of the law. Unless otherwise stated the results shown in this test report refer only to the sample(s) tested and such sample(s) are retained for 30 days only.

Attention: To check the authenticity of testing /inspection report & certificate, please contact us at telephone: (86-755) 8307 1443, or email: CN.Doccheck@sgs.com

10 Appendix

1. Duty Cycle

1.1 Ant1

1.1.1 Test Result

Ant1									
Mode	TX Type	Frequency (MHz)	RU	RU Pos	T_on (ms)	Period (ms)	Duty Cycle (%)	Duty Cycle Correction Factor (dB)	Max. DC Variation (%)
802.11a	SISO	5180	/	/	2.089	2.136	97.80	0.10	0.10
		5200	/	/	2.089	2.137	97.75	0.10	0.13
		5240	/	/	2.088	2.137	97.71	0.10	0.17
		5745	/	/	2.089	2.136	97.80	0.10	0.07
		5785	/	/	2.089	2.136	97.80	0.10	0.07
		5825	/	/	2.089	2.137	97.75	0.10	0.13
802.11n (HT20)	MIMO	5180	/	/	7.913	7.963	99.37	0.03	0.07
		5200	/	/	7.910	7.960	99.37	0.03	0.04
		5240	/	/	7.914	7.964	99.37	0.03	0.04
		5745	/	/	7.910	7.958	99.40	0.03	0.00
		5785	/	/	7.913	7.964	99.36	0.03	0.07
		5825	/	/	7.913	7.961	99.40	0.03	0.03
802.11n (HT40)	MIMO	5190	/	/	7.916	7.966	99.37	0.03	0.04
		5230	/	/	7.916	7.966	99.37	0.03	0.04
		5755	/	/	7.916	7.964	99.40	0.03	0.00
		5795	/	/	7.917	7.967	99.37	0.03	0.04
802.11ac (VHT20)	MIMO	5180	/	/	7.863	7.910	99.41	0.03	0.04
		5200	/	/	7.863	7.913	99.37	0.03	0.04
		5240	/	/	7.862	7.910	99.39	0.03	0.00
		5745	/	/	7.864	7.914	99.37	0.03	0.04
		5785	/	/	7.863	7.913	99.37	0.03	0.04
		5825	/	/	7.862	7.910	99.39	0.03	0.04
802.11ac (VHT40)	MIMO	5190	/	/	7.863	7.913	99.37	0.03	0.04
		5230	/	/	7.865	7.912	99.41	0.03	0.04
		5755	/	/	7.862	7.910	99.39	0.03	0.04
		5795	/	/	7.862	7.910	99.39	0.03	0.04
802.11ac (VHT80)	MIMO	5210	/	/	7.885	7.935	99.37	0.03	0.04
		5775	/	/	7.884	7.934	99.37	0.03	0.04



Unless otherwise agreed in writing, this document is issued by the Company subject to its General Conditions of Service printed overleaf, available on request or accessible at <https://www.sgs.com/en/Terms-and-Conditions>. Attention is drawn to the limitation of liability, indemnification and jurisdiction issues defined therein. Any holder of this document is advised that information contained hereon reflects the Company's findings at the time of its intervention only and within the limits of Client's instructions, if any. The Company's sole responsibility is to its Client and this document does not exonerate parties to a transaction from exercising all their rights and obligations under the transaction documents. This document cannot be reproduced except in full, without prior written approval of the Company. Any unauthorized alteration, forgery or falsification of the content or appearance of this document is unlawful and offenders may be prosecuted to the fullest extent of the law. Unless otherwise stated the results shown in this test report refer only to the sample(s) tested and such sample(s) are retained for 30 days only.

Attention: To check the authenticity of testing /inspection report & certificate, please contact us at telephone: (86-755) 8307 1443, or email: CN.Doccheck@sgs.com

SGS-CSTC Standards Technical Services Co., Ltd. Shenzhen Branch

SZEMC-TRF-01 Rev. A/1

Report No.: SZCR231200414603

Page: 267 of 1021

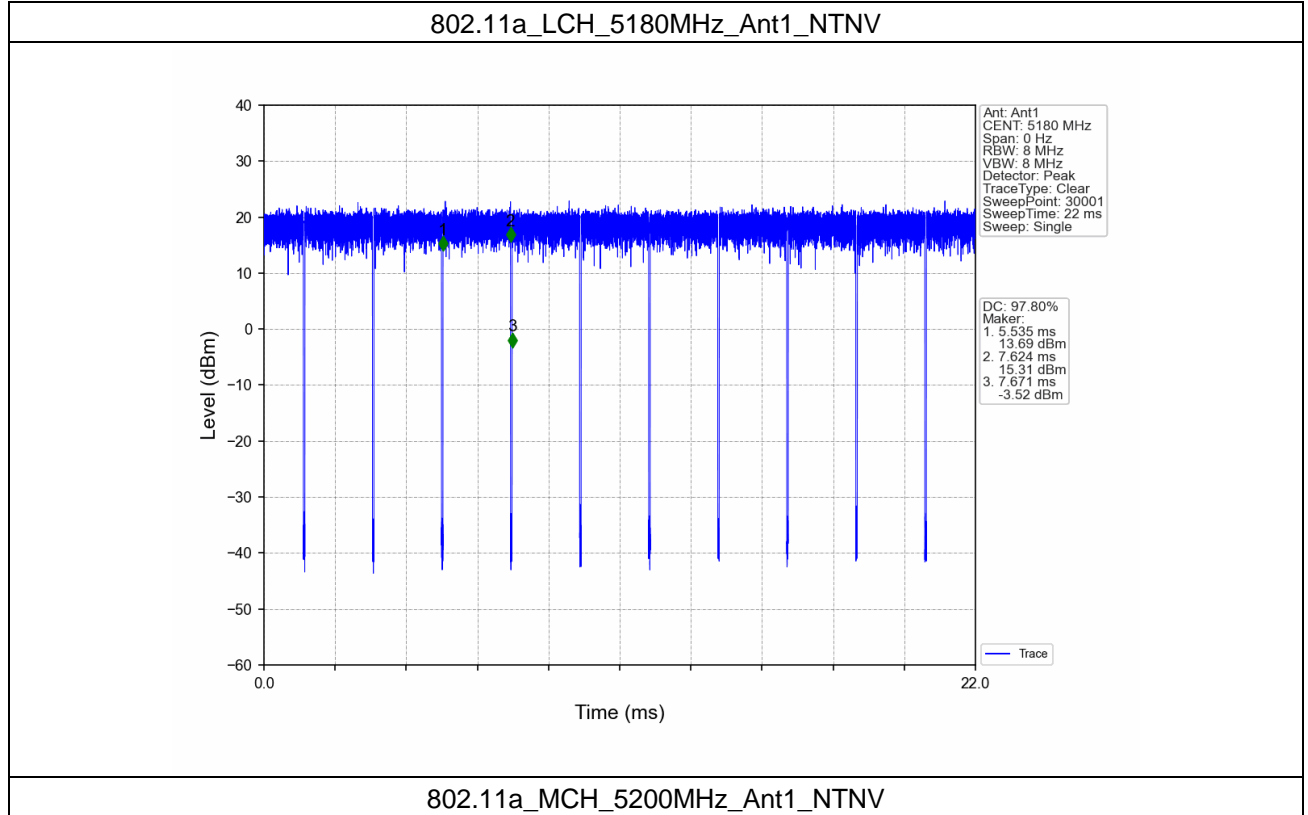
802.11ax (HEW20)	MIMO	5180	RU242	Left	0.476	0.525	90.67	0.43	0.38
		5200	RU242	Left	0.476	0.525	90.67	0.43	0.46
		5240	RU242	Left	0.476	0.525	90.67	0.43	0.38
		5745	RU242	Left	0.262	0.311	84.24	0.74	0.55
		5785	RU242	Left	0.262	0.310	84.52	0.73	0.32
		5825	RU242	Left	0.263	0.311	84.57	0.73	0.24
802.11ax (HEW40)	MIMO	5190	RU484	Left	0.180	0.230	78.26	1.06	0.31
		5230	RU484	Left	0.181	0.230	78.70	1.04	0.60
		5755	RU484	Left	0.181	0.230	78.70	1.04	0.03
		5795	RU484	Left	0.181	0.230	78.70	1.04	0.62
802.11ax (HEW80)	MIMO	5210	RU996	Left	0.167	0.217	76.96	1.14	0.22
		5775	RU996	Left	0.167	0.215	77.67	1.10	0.07



Unless otherwise agreed in writing, this document is issued by the Company subject to its General Conditions of Service printed overleaf, available on request or accessible at <https://www.sgs.com/en/Terms-and-Conditions>. Attention is drawn to the limitation of liability, indemnification and jurisdiction issues defined therein. Any holder of this document is advised that information contained hereon reflects the Company's findings at the time of its intervention only and within the limits of Client's instructions, if any. The Company's sole responsibility is to its Client and this document does not exonerate parties to a transaction from exercising all their rights and obligations under the transaction documents. This document cannot be reproduced except in full, without prior written approval of the Company. Any unauthorized alteration, forgery or falsification of the content or appearance of this document is unlawful and offenders may be prosecuted to the fullest extent of the law. Unless otherwise stated the results shown in this test report refer only to the sample(s) tested and such sample(s) are retained for 30 days only.

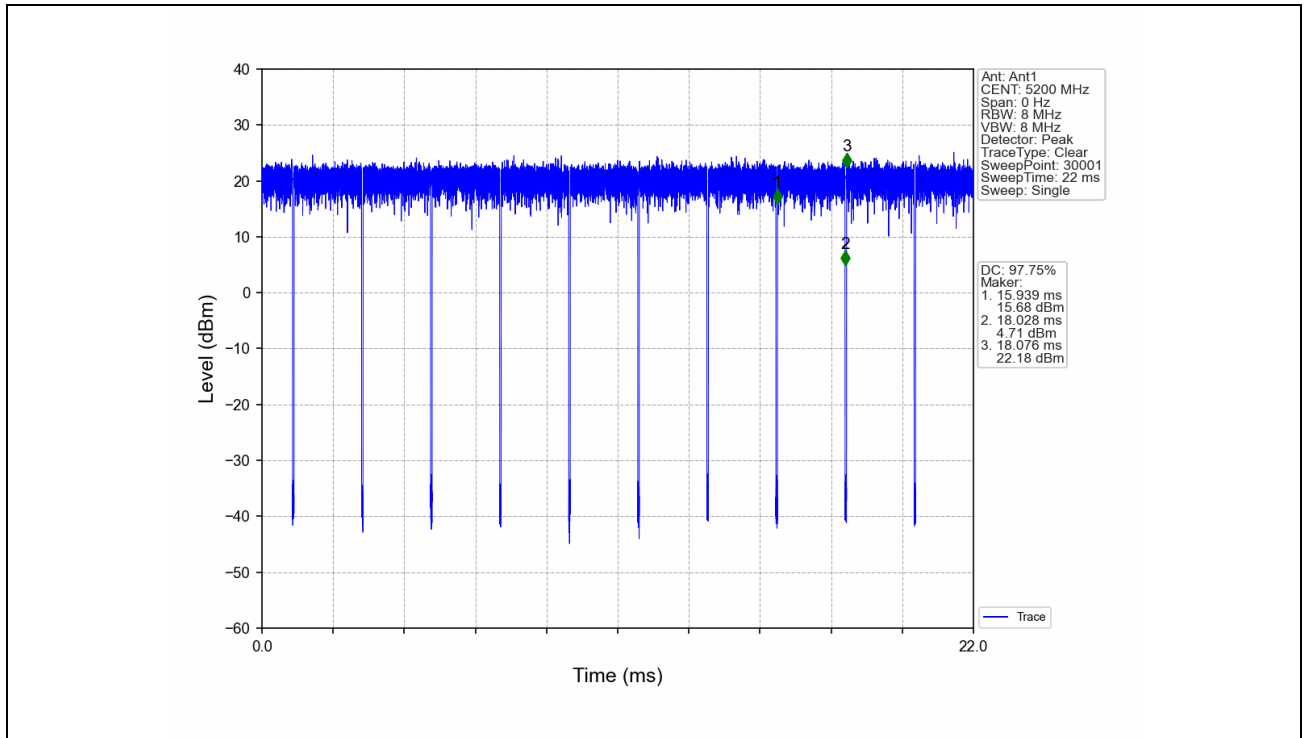
Attention: To check the authenticity of testing /inspection report & certificate, please contact us at telephone: (86-755) 8307 1443, or email: CN.Doccheck@sgs.com

1.1.2 Test Graph



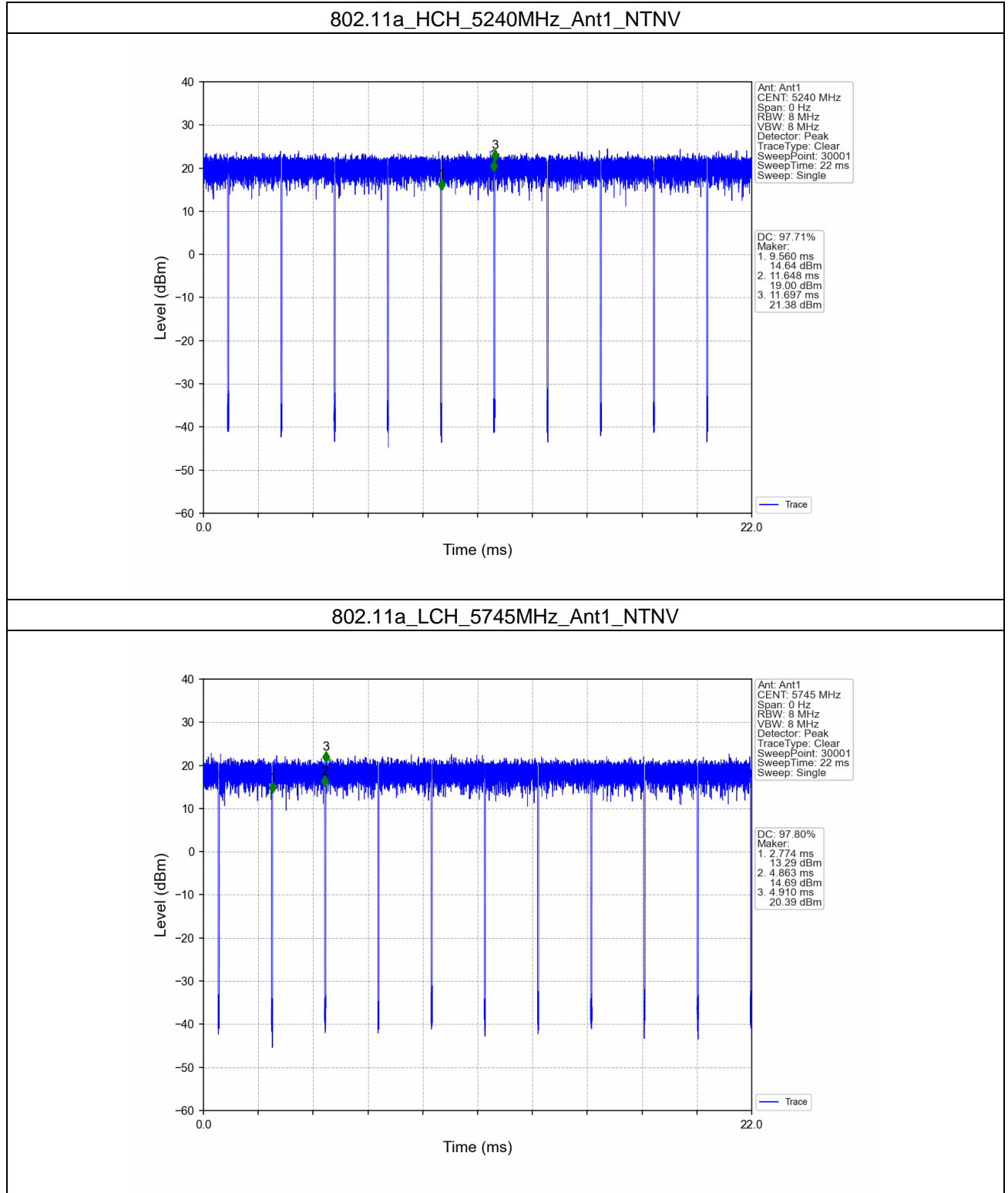
Unless otherwise agreed in writing, this document is issued by the Company subject to its General Conditions of Service printed overleaf, available on request or accessible at <https://www.sgs.com/en/Terms-and-Conditions>. Attention is drawn to the limitation of liability, indemnification and jurisdiction issues defined therein. Any holder of this document is advised that information contained hereon reflects the Company's findings at the time of its intervention only and within the limits of Client's instructions, if any. The Company's sole responsibility is to its Client and this document does not exonerate parties to a transaction from exercising all their rights and obligations under the transaction documents. This document cannot be reproduced except in full, without prior written approval of the Company. Any unauthorized alteration, forgery or falsification of the content or appearance of this document is unlawful and offenders may be prosecuted to the fullest extent of the law. Unless otherwise stated the results shown in this test report refer only to the sample(s) tested and such sample(s) are retained for 30 days only.

Attention: To check the authenticity of testing /inspection report & certificate, please contact us at telephone: (86-755) 8307 1443, or email: CN.Doccheck@sgs.com



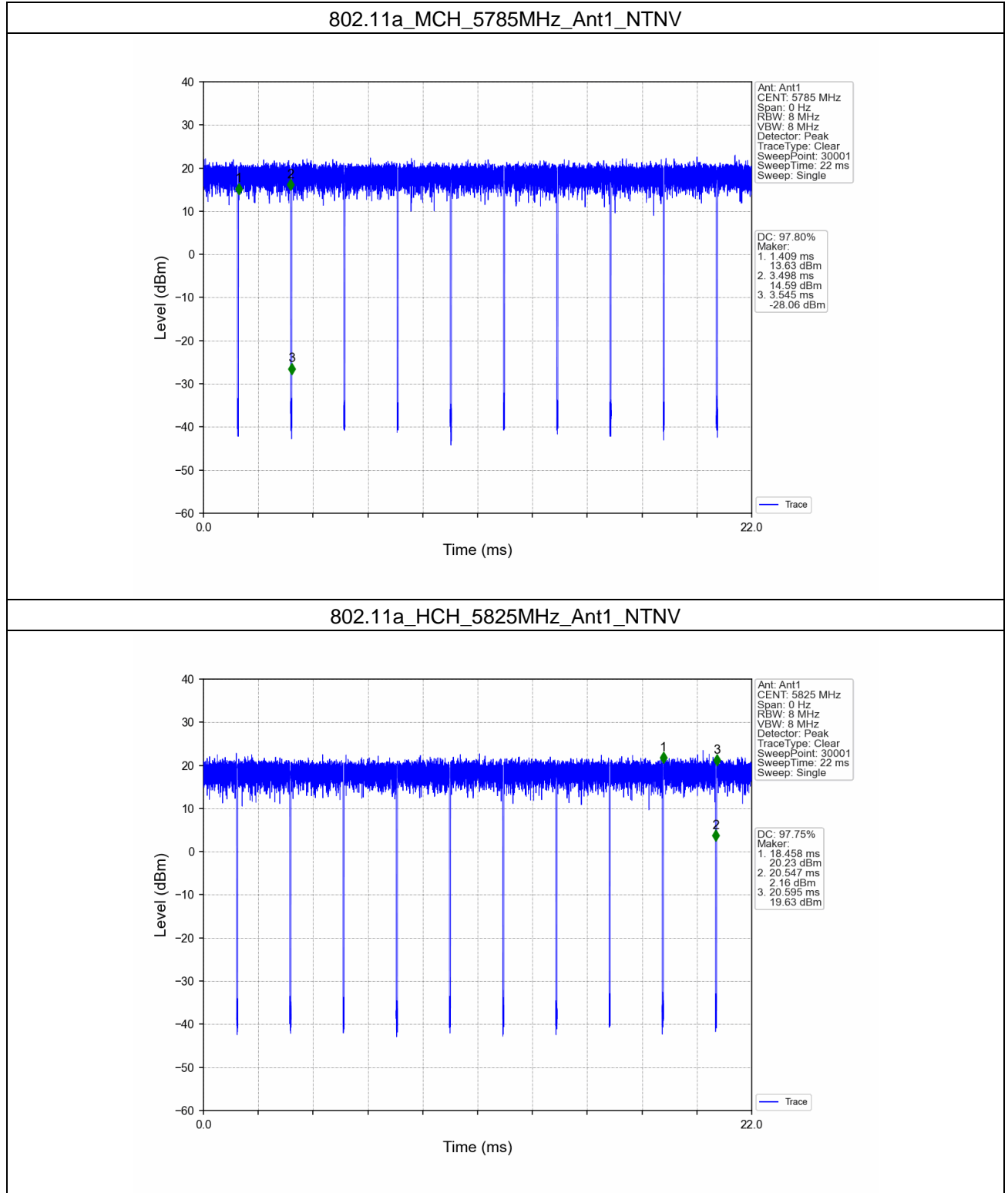
Unless otherwise agreed in writing, this document is issued by the Company subject to its General Conditions of Service printed overleaf, available on request or accessible at <https://www.sgs.com/en/Terms-and-Conditions>. Attention is drawn to the limitation of liability, indemnification and jurisdiction issues defined therein. Any holder of this document is advised that information contained hereon reflects the Company's findings at the time of its intervention only and within the limits of Client's instructions, if any. The Company's sole responsibility is to its Client and this document does not exonerate parties to a transaction from exercising all their rights and obligations under the transaction documents. This document cannot be reproduced except in full, without prior written approval of the Company. Any unauthorized alteration, forgery or falsification of the content or appearance of this document is unlawful and offenders may be prosecuted to the fullest extent of the law. Unless otherwise stated the results shown in this test report refer only to the sample(s) tested and such sample(s) are retained for 30 days only.

Attention: To check the authenticity of testing /inspection report & certificate, please contact us at telephone: (86-755) 8307 1443, or email: CN.Doccheck@sgs.com



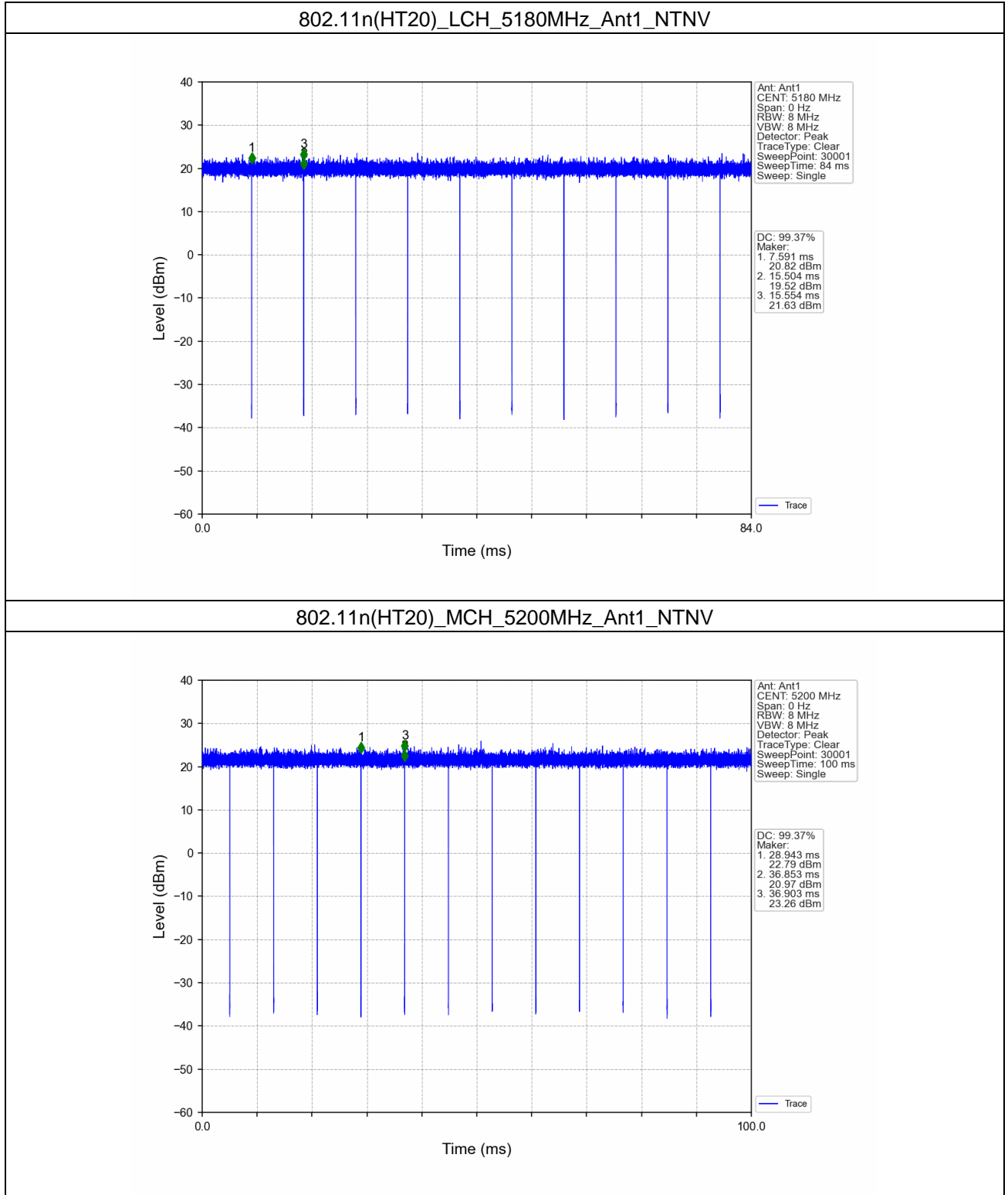
Unless otherwise agreed in writing, this document is issued by the Company subject to its General Conditions of Service printed overleaf, available on request or accessible at <https://www.sgs.com/en/Terms-and-Conditions>. Attention is drawn to the limitation of liability, indemnification and jurisdiction issues defined therein. Any holder of this document is advised that information contained hereon reflects the Company's findings at the time of its intervention only and within the limits of Client's instructions, if any. The Company's sole responsibility is to its Client and this document does not exonerate parties to a transaction from exercising all their rights and obligations under the transaction documents. This document cannot be reproduced except in full, without prior written approval of the Company. Any unauthorized alteration, forgery or falsification of the content or appearance of this document is unlawful and offenders may be prosecuted to the fullest extent of the law. Unless otherwise stated the results shown in this test report refer only to the sample(s) tested and such sample(s) are retained for 30 days only.

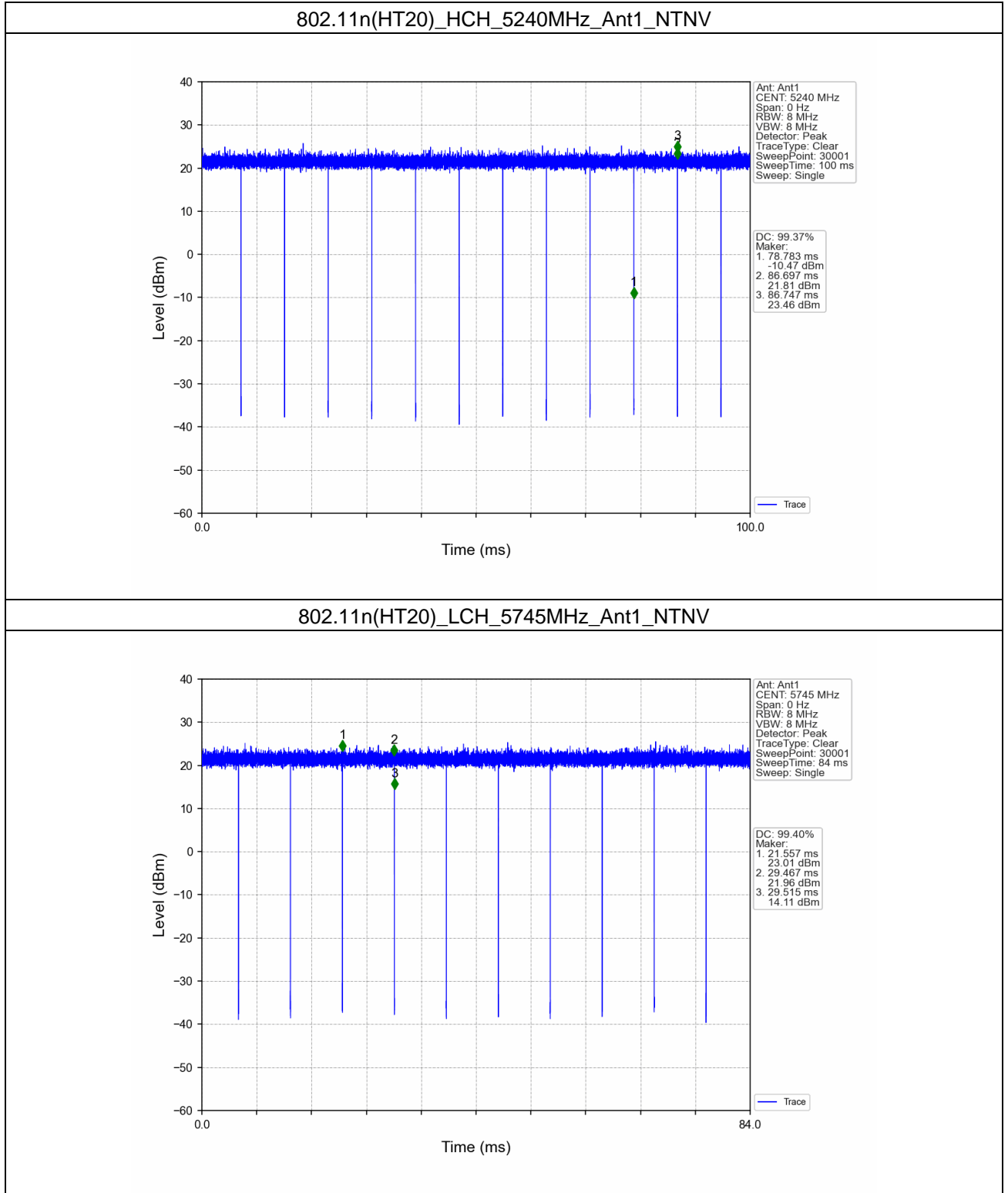
Attention: To check the authenticity of testing /inspection report & certificate, please contact us at telephone: (86-755) 8307 1443, or email: CN.Doccheck@sgs.com

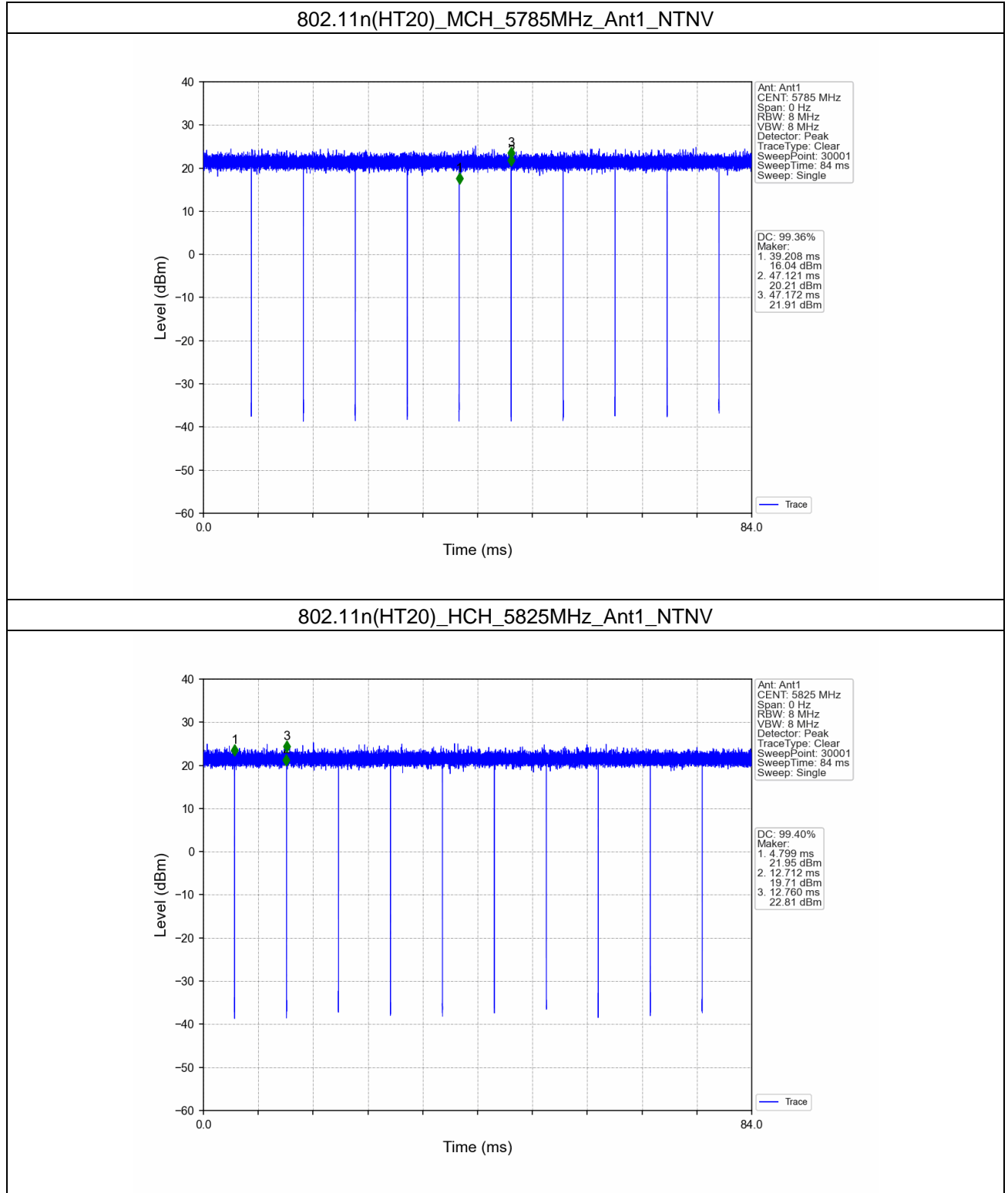


Unless otherwise agreed in writing, this document is issued by the Company subject to its General Conditions of Service printed overleaf, available on request or accessible at <https://www.sgs.com/en/Terms-and-Conditions>. Attention is drawn to the limitation of liability, indemnification and jurisdiction issues defined therein. Any holder of this document is advised that information contained hereon reflects the Company's findings at the time of its intervention only and within the limits of Client's instructions, if any. The Company's sole responsibility is to its Client and this document does not exonerate parties to a transaction from exercising all their rights and obligations under the transaction documents. This document cannot be reproduced except in full, without prior written approval of the Company. Any unauthorized alteration, forgery or falsification of the content or appearance of this document is unlawful and offenders may be prosecuted to the fullest extent of the law. Unless otherwise stated the results shown in this test report refer only to the sample(s) tested and such sample(s) are retained for 30 days only.

Attention: To check the authenticity of testing /inspection report & certificate, please contact us at telephone: (86-755) 8307 1443, or email: CN.Doccheck@sgs.com

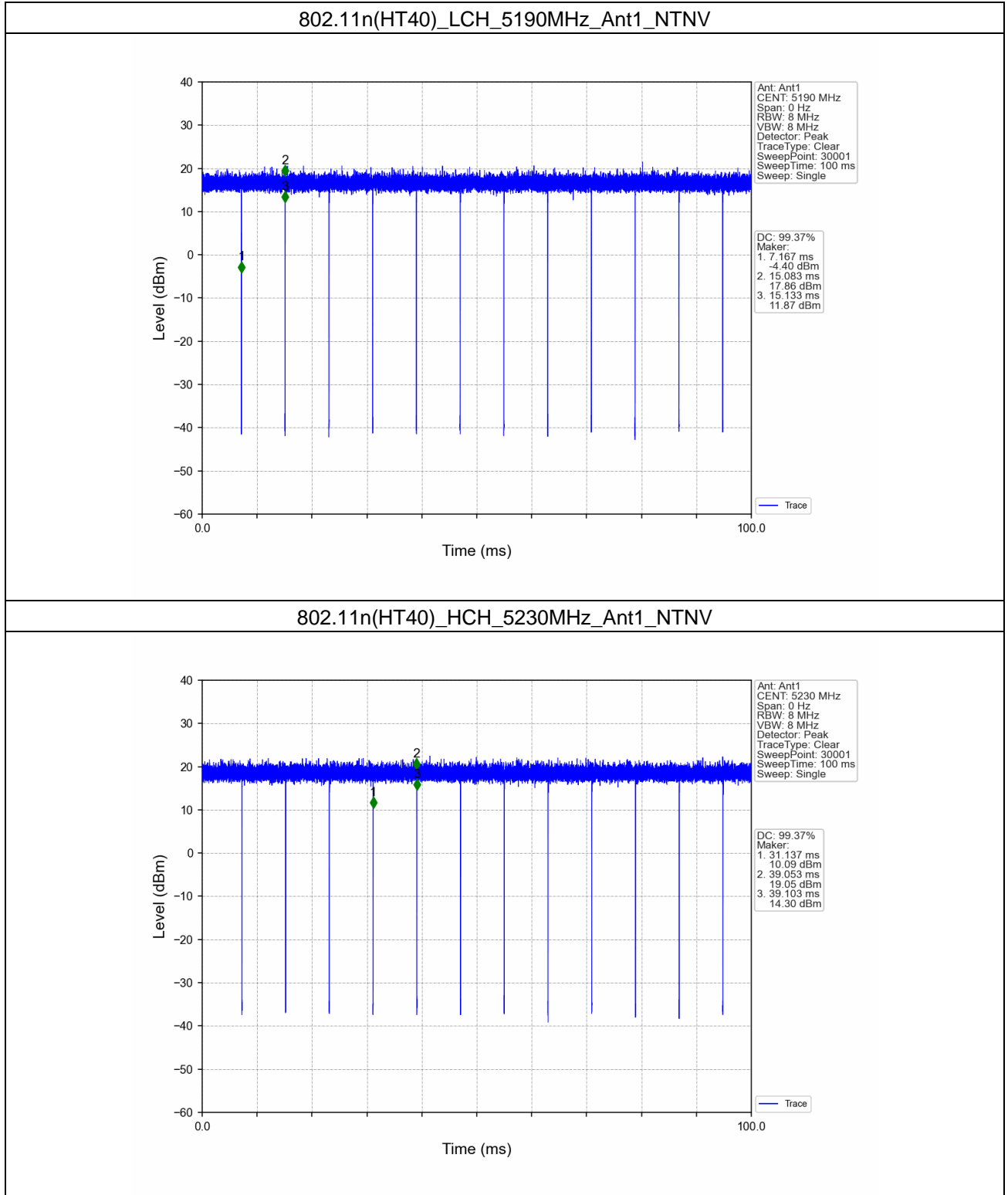






Unless otherwise agreed in writing, this document is issued by the Company subject to its General Conditions of Service printed overleaf, available on request or accessible at <https://www.sgs.com/en/Terms-and-Conditions>. Attention is drawn to the limitation of liability, indemnification and jurisdiction issues defined therein. Any holder of this document is advised that information contained hereon reflects the Company's findings at the time of its intervention only and within the limits of Client's instructions, if any. The Company's sole responsibility is to its Client and this document does not exonerate parties to a transaction from exercising all their rights and obligations under the transaction documents. This document cannot be reproduced except in full, without prior written approval of the Company. Any unauthorized alteration, forgery or falsification of the content or appearance of this document is unlawful and offenders may be prosecuted to the fullest extent of the law. Unless otherwise stated the results shown in this test report refer only to the sample(s) tested and such sample(s) are retained for 30 days only.

Attention: To check the authenticity of testing /inspection report & certificate, please contact us at telephone: (86-755) 8307 1443, or email: CN.Doccheck@sgs.com



Unless otherwise agreed in writing, this document is issued by the Company subject to its General Conditions of Service printed overleaf, available on request or accessible at <https://www.sgs.com/en/Terms-and-Conditions>. Attention is drawn to the limitation of liability, indemnification and jurisdiction issues defined therein. Any holder of this document is advised that information contained hereon reflects the Company's findings at the time of its intervention only and within the limits of Client's instructions, if any. The Company's sole responsibility is to its Client and this document does not exonerate parties to a transaction from exercising all their rights and obligations under the transaction documents. This document cannot be reproduced except in full, without prior written approval of the Company. Any unauthorized alteration, forgery or falsification of the content or appearance of this document is unlawful and offenders may be prosecuted to the fullest extent of the law. Unless otherwise stated the results shown in this test report refer only to the sample(s) tested and such sample(s) are retained for 30 days only.