

EUT Specification

FCC ID: 2AQI5-CD221

Characteristics	Description
Product Name	Wireless Charger Stand
Model number	CD221, 80576X
Power Supply	AC120V/60Hz for adapter
Operating Frequency Range	110-205KHz
Modulation Technique	ASK
Antenna Type	Induction coil
Device category	<input type="checkbox"/> Portable (<20cm separation) <input checked="" type="checkbox"/> Mobile (>20cm separation) <input type="checkbox"/> Others ____
Exposure classification	<input type="checkbox"/> Occupational/Controlled exposure (S = 5mW/cm ²) <input checked="" type="checkbox"/> General Population/Uncontrolled exposure (S=1mW/cm ²)
Antenna diversity	<input checked="" type="checkbox"/> Single antenna <input type="checkbox"/> Multiple antennas <input type="checkbox"/> Tx diversity <input type="checkbox"/> Rx diversity <input type="checkbox"/> Tx/Rx diversity
Evaluation applied	<input checked="" type="checkbox"/> MPE Evaluation <input type="checkbox"/> SAR Evaluation

Applicable Standard:

FCC Part 1(1.1310) ,Part 2(2.1091) and KDB 680106 D01 RF Exposure Wireless Charging Apps v03

Applicable Requirement:

Three different categories of transmitters are defined by the FCC in OET Bulletin 65.

These categories are fixed installation, mobile, and portable and are

defined as follows:

Fixed Installations: fixed location means that the device, including its antenna, is physically secured at a permanent location and is not able to be easily moved to another location. Additionally, distance to humans from the antenna is maintained to at least 2 meters.

Mobile Devices: a mobile device is defined as a transmitting device designed to be used in other than fixed locations and to be generally used in such a way that a separation distance of at least 20 centimeters is normally maintained between the transmitter's radiating structures and the body of the user or nearby persons. Transmitters designed to be used by consumers or workers that can be easily re-located, such as a wireless modem operating in a laptop computer, are considered mobile devices if they meet the 20 centimeter separation requirement. The FCC rules for evaluating mobile devices for RF compliance are found in 47 CFR §2.1091.

Portable Devices: a portable device is defined as a transmitting device designed to be used so that the radiating structure(s) of the device is/are within 20 centimeters of the body of the user. Portable device requirements are found in Section 2.1093 of the FCC's Rules (47 CFR§2.1093).

The FCC also categorizes the use of the device as based upon the user's awareness and ability to exercise control over his or her exposure. The two categories defined are Occupational/ Controlled Exposure and General Population/Uncontrolled Exposure.

These two categories are defined as follows:

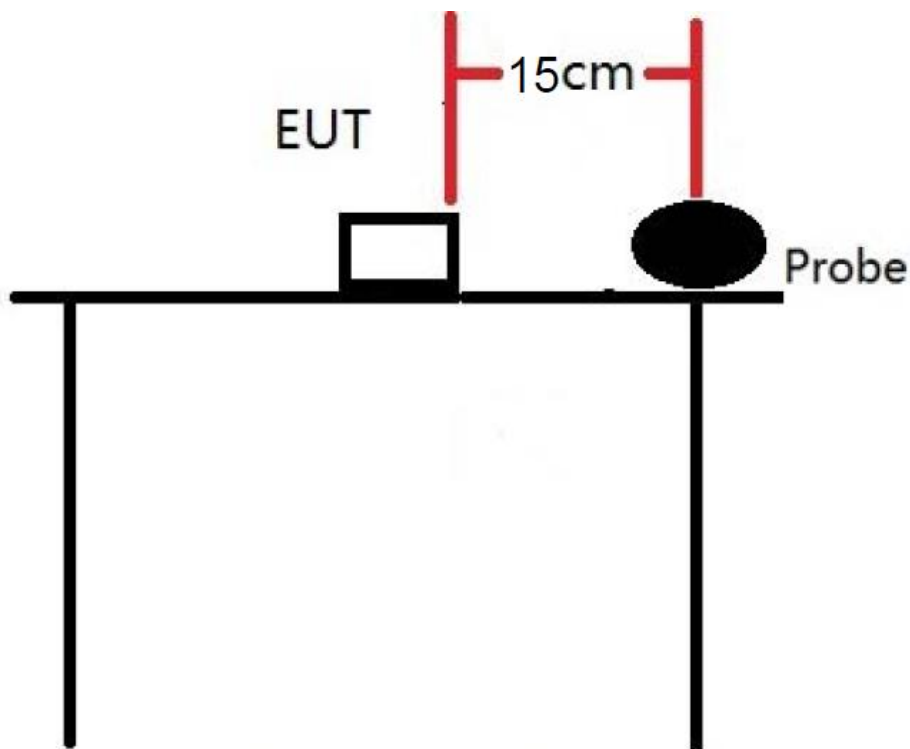
Occupational/controlled exposure limits apply in situations in which persons are exposed as a consequence of their employment provided those persons are fully aware of the potential for exposure and can exercise control over their exposure. Limits for occupational/controlled exposure also apply in situations when a person is transient through a location where occupational/controlled limits apply provided he or she is made aware of the potential for exposure. The phrase fully aware in the context of applying these exposure limits means that an exposed person has received written and/or verbal information fully explaining the potential for RF exposure resulting from his or her employment. With the exception of transient persons, this phrase also means that an exposed person has received appropriate training regarding work practices relating to controlling or mitigating his or her exposure. Such training is not required for transient persons, but they must receive written and/or verbal information and notification (for example, using signs) concerning their exposure potential and appropriate means available to mitigate their exposure. The phrase exercise control means that an exposed person is allowed to and knows how to reduce or avoid exposure by administrative or engineering controls and work practices, such as use of personal protective equipment or time averaging of exposure.

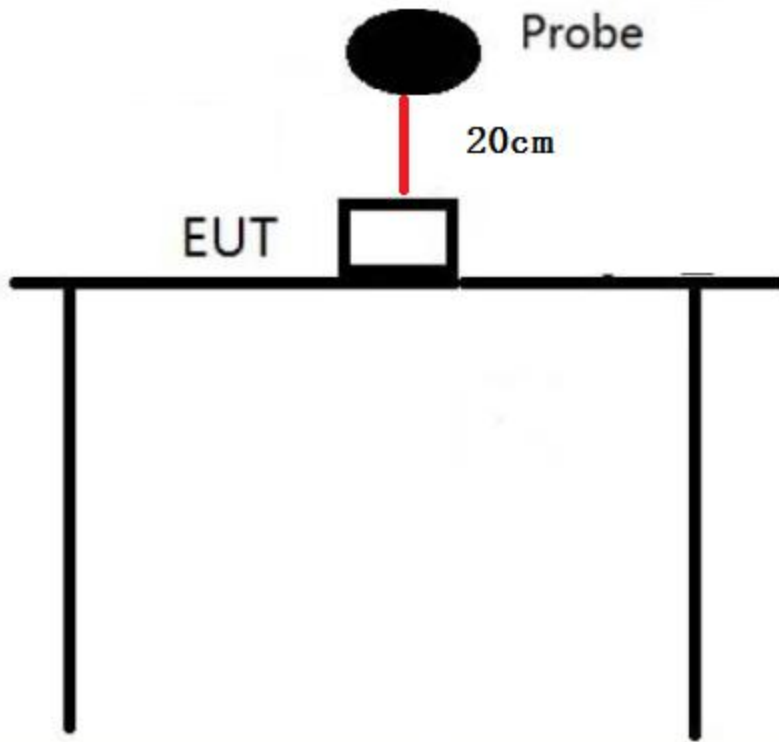
General population/uncontrolled exposure limits apply in situations in which the general public may be exposed, or in which persons who are

exposed as a consequence of their employment may not be fully aware of the potential for exposure or cannot exercise control over their exposure. Licensees and applicants are responsible for compliance with both the occupational/controlled exposure limits and the general population/uncontrolled exposure limits as they apply to transmitters under their jurisdiction. Licensees and applicants should be aware that the occupational/controlled exposure limits apply especially in situations where workers may have access to areas in very close proximity to antennas and access to the general public may be restricted.

In lieu of evaluation with the general population/uncontrolled exposure limits, amateur licensees authorized under part 97 of this chapter and members of his or her immediate household may be evaluated with respect to the occupational/controlled exposure limits in this section, provided appropriate training and information has been provided to the amateur licensee and members of his/her household. Other nearby persons who are not members of the amateur licensee's household must be evaluated with respect to the general population/uncontrolled exposure limits.

Test Setup Block








Test Procedure

- 1.Connect the EUT and equipment as above diagram of test configuration.
- 2.EUT was placed on a table, and the measure probe was placed at a measurement distance of 15cm from the EUT to the center of the probe.
- 3.Power on the measuring probe, the EUT was set at the maximum field strength emission state.
- 4.The EUT was put in different directions (Left, Right, Front, Rear, Top and Bottom) toward to the measure probe. The distance from the top of the EUT to the probe is 20CM, and the distance from other directions is 15cm.Measure the value of field strength.
- 5.Record the worst data of the different directions.

Measuring Device And Test Equipment

Used	Equipment	Manufacturer	Model No.	Serial No.	Last Cal.	Cal. Interval
	E-Field Probe(100kHz-3 GHz)	Narda	EP 601	611WX70311	November 15, 2020	1 Year
	H-Field Probe(300KHz-30MHz)	Narda	ELT-400	M-0174	August 03, 2020	1 Year

	Broadband Field Meter	Narda	ELT-400	M-0173	August 03, 2020	1 Year
---	-----------------------	-------	---------	--------	-----------------	--------

Description of Support Device

iPhone : Manufacturer: Apple Inc.
M/N: A1524
S/N: N/A

Wireless Charger Receiver Module : Manufacturer: Universal
M/N: N/A
S/N: N/A

Adapter : Model number:580245A087
Input: AC 100-240V, 50/60Hz
Manufacturer: SAMSUNG

SAMSUNG S9 : M/N:Samsung Galaxy S9
S/N: N/A

Xiaomi 9 : Manufacturer: Xiaomi
M/N:Xiaomi 9
S/N: N/A

Limits for Maximum Permissible Exposure(MPE)

Frequency Range(MHz)	Electric Field Strength(V/m)	Magnetic Field Strength(A/m)	Power Density(mW/cm ²)	Average Time
(A) Limits for Occupational/Control Exposures				
0.3-3.0	614	1.63	(100)*	6
3.0-30	1842/f	4.89/f	(900/f)*	6
30-300	61.4	0.163	1.0	6
300-1500	--	--	F/300	6
1500-100000	--	--	5	6
(B) Limits for General Population/Uncontrol Exposures				
0.3-1.34	614	1.63	(100)*	30
1.34-30	824/f	2.19/f	(180/f)*	30
30-300	27.5	0.073	0.2	30
300-1500	--	--	F/1500	30
1500-100000	--	--	1	30

Note: f denotes for frequency in MHz.

* denotes for plane-wave equivalent power density.

Measurement Result

We pretested four modes (max load, mid load, min load, Standby) for EUT. The worst mode (max load) and worst test frequency(frequency: 128KHz)test data see the following.

Magnetic Field (H-Field) strength at 15cm from the boundaries of EUT, and 20cm from the top.

Test Mode: Wireless Charging 15w for 1% battery						
		Measuring Distance(cm)	H-Field(A/m)	50% H-Field(A/m)	Limit(A/m)	50% Limit(A/m)
Measurement Point 1	Front	15	0.0415	0.0208	1.63	0.815
Measurement Point 2	Back	15	0.0403	0.0202		
Measurement Point 3	Left	15	0.0412	0.0206		
Measurement Point 4	Right	15	0.0406	0.0203		
Measurement Point 5	Bottom	15	0.0367	0.0184		
Measurement Point 6	Top	20	0.0420	0.0210		

Test Mode: Wireless Charging 15w for 1% battery						
		Measuring Distance(cm)	E-Field(V/m)	50% E-Field(V/m)	Limit(V/m)	50% Limit(V/m)
Measurement Point 1	Front	15	0.3426	0.1713	614	307
Measurement Point 2	Back	15	0.3421	0.1711		
Measurement Point 3	Left	15	0.3369	0.1685		
Measurement Point 4	Right	15	0.3261	0.1631		
Measurement Point 5	Bottom	15	0.3165	0.1583		
Measurement Point 6	Top	20	0.3563	0.1782		

Test Mode: Wireless Charging 15w for 50% battery						
		Measuring Distance(cm)	H-Field(A/m)	50% H-Field(A/m)	Limit(A/m)	50% Limit(A/m)
Measurement Point 1	Front	15	0.0362	0.0181	1.63	0.815
Measurement Point 2	Back	15	0.0365	0.0183		
Measurement Point 3	Left	15	0.0367	0.0184		
Measurement Point 4	Right	15	0.0356	0.0178		
Measurement Point 5	Bottom	15	0.0340	0.0170		
Measurement Point 6	Top	20	0.0360	0.0180		

Test Mode: Wireless Charging 15w for 50% battery						
		Measuring Distance(cm)	E-Field(V/m)	50% E-Field(V/m)	Limit(V/m)	50% Limit(V/m)
Measurement Point 1	Front	15	0.3362	0.1681	614	307
Measurement Point 2	Back	15	0.3314	0.1657		
Measurement Point 3	Left	15	0.3321	0.1661		
Measurement Point 4	Right	15	0.3126	0.1563		
Measurement Point 5	Bottom	15	0.3316	0.1658		
Measurement Point 6	Top	20	0.3265	0.1633		

Test Mode: Wireless Charging 15w for 100% battery						
		Measuring Distance(cm)	H-Field(A/m)	50% H-Field(A/m)	Limit(A/m)	50% Limit(A/m)
Measurement Point 1	Front	15	0.0341	0.0171	1.63	0.815
Measurement Point 2	Back	15	0.0326	0.0163		
Measurement Point 3	Left	15	0.0371	0.0186		
Measurement Point 4	Right	15	0.0352	0.0176		
Measurement Point 5	Bottom	15	0.0330	0.0165		
Measurement Point 6	Top	20	0.0336	0.0168		

Test Mode: Wireless Charging 15w for 100% battery						
		Measuring Distance(cm)	E-Field(V/m)	50% E-Field(V/m)	Limit(V/m)	50% Limit(V/m)
Measurement Point 1	Front	15	0.3365	0.1683	614	307
Measurement Point 2	Back	15	0.3374	0.1687		
Measurement Point 3	Left	15	0.3462	0.1731		
Measurement Point 4	Right	15	0.3632	0.1816		
Measurement Point 5	Bottom	15	0.3371	0.1686		
Measurement Point 6	Top	20	0.3426	0.1713		

Test Mode: Wireless Charging 10w for 1% battery						
		Measuring Distance(cm)	H-Field(A/m)	50% H-Field(A/m)	Limit(A/m)	50% Limit(A/m)
Measurement Point 1	Front	15	0.0371	0.0186	1.63	0.815
Measurement Point 2	Back	15	0.0362	0.0181		
Measurement Point 3	Left	15	0.0359	0.0180		
Measurement Point 4	Right	15	0.0358	0.0179		
Measurement Point 5	Bottom	15	0.0346	0.0173		
Measurement Point 6	Top	20	0.0339	0.0170		

Test Mode: Wireless Charging 10w for 1% battery						
		Measuring Distance(cm)	E-Field(V/m)	50% E-Field(V/m)	Limit(V/m)	50% Limit(V/m)
Measurement Point 1	Front	15	0.3352	0.1676	614	307
Measurement Point 2	Back	15	0.3410	0.1705		
Measurement Point 3	Left	15	0.3532	0.1766		
Measurement Point 4	Right	15	0.3214	0.1607		
Measurement Point 5	Bottom	15	0.3158	0.1579		
Measurement Point 6	Top	20	0.3436	0.1718		

Test Mode: Wireless Charging 10w for 50% battery						
		Measuring Distance(cm)	H-Field(A/m)	50% H-Field(A/m)	Limit(A/m)	50% Limit(A/m)
Measurement Point 1	Front	15	0.0325	0.0163	1.63	0.815
Measurement Point 2	Back	15	0.0329	0.0165		
Measurement Point 3	Left	15	0.0374	0.0187		
Measurement Point 4	Right	15	0.0356	0.0178		
Measurement Point 5	Bottom	15	0.0316	0.0158		
Measurement Point 6	Top	20	0.0327	0.0164		

Test Mode: Wireless Charging 10w for 50% battery						
		Measuring Distance(cm)	E-Field(V/m)	50% E-Field(V/m)	Limit(V/m)	50% Limit(V/m)
Measurement Point 1	Front	15	0.3369	0.1685	614	307
Measurement Point 2	Back	15	0.3412	0.1706		
Measurement Point 3	Left	15	0.3462	0.1731		
Measurement Point 4	Right	15	0.3385	0.1693		
Measurement Point 5	Bottom	15	0.3296	0.1648		
Measurement Point 6	Top	20	0.3263	0.1632		

Test Mode: Wireless Charging 10w for 100% battery						
		Measuring Distance(cm)	H-Field(A/m)	50% H-Field(A/m)	Limit(A/m)	50% Limit(A/m)
Measurement Point 1	Front	15	0.0334	0.0167	1.63	0.815
Measurement Point 2	Back	15	0.0341	0.0171		
Measurement Point 3	Left	15	0.0346	0.0173		
Measurement Point 4	Right	15	0.0329	0.0165		
Measurement Point 5	Bottom	15	0.0318	0.0159		
Measurement Point 6	Top	20	0.0323	0.0162		

Test Mode: Wireless Charging 10w for 100% battery						
		Measuring Distance(cm)	E-Field(V/m)	50% E-Field(V/m)	Limit(V/m)	50% Limit(V/m)
Measurement Point 1	Front	15	0.3369	0.1685	614	307
Measurement Point 2	Back	15	0.3158	0.1579		
Measurement Point 3	Left	15	0.3269	0.1635		
Measurement Point 4	Right	15	0.3374	0.1687		
Measurement Point 5	Bottom	15	0.3326	0.1663		
Measurement Point 6	Top	20	0.3156	0.1578		

Test Mode: Wireless Charging 7.5w for 1% battery						
		Measuring Distance(cm)	H-Field(A/m)	50% H-Field(A/m)	Limit(A/m)	50% Limit(A/m)
Measurement Point 1	Front	15	0.0347	0.0174	1.63	0.815
Measurement Point 2	Back	15	0.0352	0.0176		
Measurement Point 3	Left	15	0.0336	0.0168		
Measurement Point 4	Right	15	0.0352	0.0176		
Measurement Point 5	Bottom	15	0.0331	0.0166		
Measurement Point 6	Top	20	0.0350	0.0175		

Test Mode: Wireless Charging 7.5w for 1% battery						
		Measuring Distance(cm)	E-Field(V/m)	50% E-Field(V/m)	Limit(V/m)	50% Limit(V/m)
Measurement Point 1	Front	15	0.3310	0.1655	614	307
Measurement Point 2	Back	15	0.3421	0.1711		
Measurement Point 3	Left	15	0.3216	0.1608		
Measurement Point 4	Right	15	0.3324	0.1662		
Measurement Point 5	Bottom	15	0.3365	0.1683		
Measurement Point 6	Top	20	0.3236	0.1618		

Test Mode: Wireless Charging 7.5w for 50% battery						
		Measuring Distance(cm)	H-Field(A/m)	50% H-Field(A/m)	Limit(A/m)	50% Limit(A/m)
Measurement Point 1	Front	15	0.0323	0.1685	1.63	0.815
Measurement Point 2	Back	15	0.0319	0.1579		
Measurement Point 3	Left	15	0.0326	0.1635		
Measurement Point 4	Right	15	0.0331	0.1687		
Measurement Point 5	Bottom	15	0.0311	0.1663		
Measurement Point 6	Top	20	0.0343	0.1578		

Test Mode: Wireless Charging 7.5w for 50% battery						
		Measuring Distance(cm)	E-Field(V/m)	50% E-Field(V/m)	Limit(V/m)	50% Limit(V/m)
Measurement Point 1	Front	15	0.3325	0.1663	614	307
Measurement Point 2	Back	15	0.3369	0.1685		
Measurement Point 3	Left	15	0.3421	0.1711		
Measurement Point 4	Right	15	0.3396	0.1698		
Measurement Point 5	Bottom	15	0.3274	0.1637		
Measurement Point 6	Top	20	0.3413	0.1707		

Test Mode: Wireless Charging 7.5w for 100% battery						
		Measuring Distance(cm)	H-Field(A/m)	50% H-Field(A/m)	Limit(A/m)	50% Limit(A/m)
Measurement Point 1	Front	15	0.0324	0.0162	1.63	0.815
Measurement Point 2	Back	15	0.0356	0.0178		
Measurement Point 3	Left	15	0.0357	0.0179		
Measurement Point 4	Right	15	0.0342	0.0171		
Measurement Point 5	Bottom	15	0.0332	0.0166		
Measurement Point 6	Top	20	0.0355	0.0178		

Test Mode: Wireless Charging 7.5w for 100% battery						
		Measuring Distance(cm)	E-Field(V/m)	50% E-Field(V/m)	Limit(V/m)	50% Limit(V/m)
Measurement Point 1	Front	15	0.3269	0.1635	614	307
Measurement Point 2	Back	15	0.3231	0.1616		
Measurement Point 3	Left	15	0.3474	0.1737		
Measurement Point 4	Right	15	0.3252	0.1626		
Measurement Point 5	Bottom	15	0.3203	0.1602		
Measurement Point 6	Top	20	0.3409	0.1705		

Test Mode: Wireless Charging 5w for 1% battery						
		Measuring Distance(cm)	H-Field(A/m)	50% H-Field(A/m)	Limit(A/m)	50% Limit(A/m)
Measurement Point 1	Front	15	0.0320	0.0160	1.63	0.815
Measurement Point 2	Back	15	0.0314	0.0157		
Measurement Point 3	Left	15	0.0323	0.0162		
Measurement Point 4	Right	15	0.0326	0.0163		
Measurement Point 5	Bottom	15	0.0307	0.0154		
Measurement Point 6	Top	20	0.0316	0.0158		

Test Mode: Wireless Charging 5w for 1% battery						
		Measuring Distance(cm)	E-Field(V/m)	50% E-Field(V/m)	Limit(V/m)	50% Limit(V/m)
Measurement Point 1	Front	15	0.3369	0.1685	614	307
Measurement Point 2	Back	15	0.3423	0.1712		
Measurement Point 3	Left	15	0.3326	0.1663		
Measurement Point 4	Right	15	0.3218	0.1609		
Measurement Point 5	Bottom	15	0.3163	0.1582		
Measurement Point 6	Top	20	0.3475	0.1738		

Test Mode: Wireless Charging 5w for 50% battery						
		Measuring Distance(cm)	H-Field(A/m)	50% H-Field(A/m)	Limit(A/m)	50% Limit(A/m)
Measurement Point 1	Front	15	0.0326	0.0163	1.63	0.815
Measurement Point 2	Back	15	0.0323	0.0162		
Measurement Point 3	Left	15	0.0328	0.0164		
Measurement Point 4	Right	15	0.0326	0.0163		
Measurement Point 5	Bottom	15	0.0316	0.0158		
Measurement Point 6	Top	20	0.0351	0.0176		

Test Mode: Wireless Charging 5w for 50% battery						
		Measuring Distance(cm)	E-Field(V/m)	50% E-Field(V/m)	Limit(V/m)	50% Limit(V/m)
Measurement Point 1	Front	15	0.3147	0.1574	614	307
Measurement Point 2	Back	15	0.3125	0.1563		
Measurement Point 3	Left	15	0.3258	0.1629		
Measurement Point 4	Right	15	0.3247	0.1624		
Measurement Point 5	Bottom	15	0.3156	0.1578		
Measurement Point 6	Top	20	0.3285	0.1643		

Test Mode: Wireless Charging 5w for 100% battery						
		Measuring Distance(cm)	H-Field(A/m)	50% H-Field(A/m)	Limit(A/m)	50% Limit(A/m)
Measurement Point 1	Front	15	0.0325	0.0163	1.63	0.815
Measurement Point 2	Back	15	0.0316	0.0158		
Measurement Point 3	Left	15	0.0332	0.0166		
Measurement Point 4	Right	15	0.0325	0.0163		
Measurement Point 5	Bottom	15	0.0332	0.0166		
Measurement Point 6	Top	20	0.0351	0.0176		

Test Mode: Wireless Charging 5w for 100% battery						
		Measuring Distance(cm)	E-Field(V/m)	50% E-Field(V/m)	Limit(V/m)	50% Limit(V/m)
Measurement Point 1	Front	15	0.3123	0.1562	614	307
Measurement Point 2	Back	15	0.2963	0.1482		
Measurement Point 3	Left	15	0.2948	0.1474		
Measurement Point 4	Right	15	0.3032	0.1516		
Measurement Point 5	Bottom	15	0.2896	0.1448		
Measurement Point 6	Top	20	0.3201	0.1601		

PHOTOGRAPHS OF TEST SETUP

H-Field test photo:



E-Field test photo:



Signature

A handwritten signature in black ink that reads 'Alan He'.

Alan He
Manager

Date: 2021-06-28