

CONTENTS

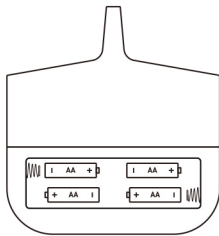
- 1x RC Wave Rage boat
- 2x Hook rope
- 1x Tube rider

- 1x Remote control
- 1x USB C charging cable
- 2x Replacement propeller
 - 1x right propeller (marked A)
 - 1x left propeller (marked B)

BATTERY INSTALLATION

The boat requires 1 3.7V 1300mAh rechargeable lithium battery (included) and the remote requires 4 "AA" 1.5V batteries (not included).

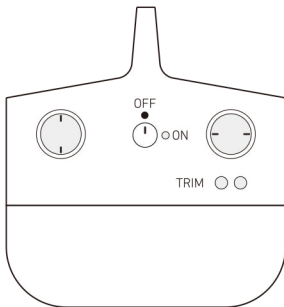
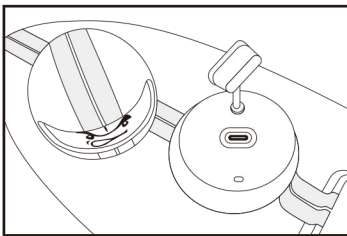
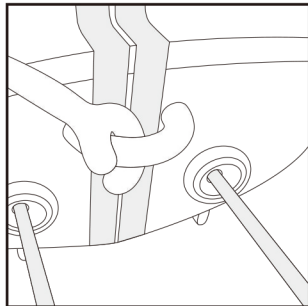
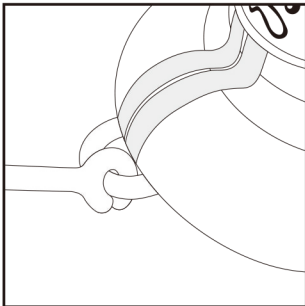
Use a Phillips head or Cross screwdriver to loosen the screw securing the battery cover on the bottom of the remote. Insert the batterie(s), ensuring the correct polarity. Replace the battery cover and tighten the screw.



BATTERY CHARGING

To charge the boat, make sure it is not in the water and the surface is dry. Remove the boat driver's head by unscrewing clockwise and insert the USB C cable (included) into the port. Insert the other end into an AC wall adapter (not included). The light is red when charging and it will turn green when completed. The battery takes approximately 210 minutes to charge fully.

PLAY



1. Turn the power knob on the remote so the line is facing to the right (toward the dot). The remote pair light will start blinking. It will turn solid when paired.
2. Control the boat using the remote control sticks. The left controls the forward and backward directions, the right controls the left and right turns.
3. Connect the optional tube rider using the flexible 2pc rope for a new boat driving experience.
4. If the boat tends to drift to the left or right on its own, press right or left trim button (under right joystick) respectively to adjust the steering.
5. If propellers become jammed or obstructed, they will lock for safety purposes. Please clear the obstruction and then wait 10 seconds before running again.
6. Boat operates up to 160 ft (50m). To prevent disconnection, drive the boat within this range.

KEEP THIS INSTRUCTION MANUAL AS IT CONTAINS IMPORTANT INFORMATION FOR FUTURE REFERENCE.

SAFETY PRECAUTIONS

- Do not use people or animals as obstacles.
- Never operate your boat out of the water. Turn remote OFF when removing boat from water.
- Do not run the boat into hard surfaces as this will cause damage to both the objects and boat.
- Keep fingers, hair and loose clothing away propeller while boat is in motion.
- Do not expose to extreme temperatures.
- Do not leave boat or transmitter near sources of heat or under direct sunlight for long periods of time.
- Adult supervision is recommended when operating the boat.
- Thoroughly inspect products before every use. If the product appears worn, frayed/splintered, cracked, or broken in any manner, discontinue use and discard immediately.

BATTERY WARNING

- Do not mix old and new batteries.
- Do not mix alkaline, standard (carbon-zinc), or rechargeable batteries.
- Alkaline batteries are recommended. Use only the specified voltage.
- Insert batteries using the correct polarity. Always use, replace, and recharge (if applicable) batteries under adult supervision.
- Do not charge with non-rechargeable batteries.
- Do not short-circuit the battery supply terminals.
- Do not dispose of batteries in fire, batteries may explode or leak.
- Remove batteries before storing.
- Recycle or dispose of batteries according to federal, state, and local laws.
- Keep these instructions for future reference.

Rechargeable Battery Warning: (Non-Replaceable Battery)

- There is a risk of fire and personal injury if battery is punctured, damaged, or misused
- Do not dismantle, crush, incinerate or short-circuit battery.
- Never expose battery to extreme temperatures or moisture.
- Keep away from flammable materials and direct sunlight.
- Only charge using the provided charger, cable, and/or adapters.
- Rechargeable battery is only to be charged by an adult.
- Adult Supervision of the battery while it is charging is required.
- Allow battery to cool to room temperature before charging.
- Charge on a non-flammable surface and keep away from flammable products.
- Discontinue charging if battery becomes hot, swells, smokes, or gives off a strong odor.
- Battery chargers used with the product are to be regularly examined for damage to the cord, plug, enclosure, and other parts, and in the event of such damage, they must not be used until the damage has been repaired.
- Recycle or dispose of battery according to federal, state, and local laws.
- Keep these instructions for future reference.

NOTE: This equipment has been tested and found to comply with the limits for a Class B digital device, pursuant to Part 15 of the FCC Rules. These limits are designed to provide reasonable protection against harmful interference in a residential installation. This equipment generates, uses and can radiate radio frequency energy and, if not installed and used in accordance with the instructions, may cause harmful interference to radio communications.

However, there is no guarantee that interference will not occur in a particular installation. If this equipment does cause harmful interference to radio or television reception, which can be determined by turning the equipment off and on, the user is encouraged to try to correct the interference by one or more of the following measures:

- Reorient or relocate the receiving antenna.
- Increase the separation between the equipment and receiver.
- Connect the equipment into an outlet on a circuit different from that to which the receiver is connected.
- Consult the dealer or an experienced radio/TV technician for help.

Warning: Changes or modifications to this unit not expressly approved by the party responsible for compliance could void the user's authority to operate the equipment.

This device complies with Part 15 of the FCC Rules. Operation is subject to the following two conditions: (1) this device may not cause harmful interference, and (2) this device must accept any interference received, including interference that may cause undesired operation.



Model Number: 1013704

Due to continuous product improvements, the picture on the manual may differ slightly from the actual product.



WARNING:

CHOKING HAZARD - Small Parts. Not For Children Under 3 Years.