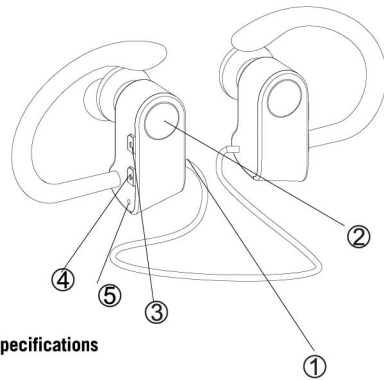
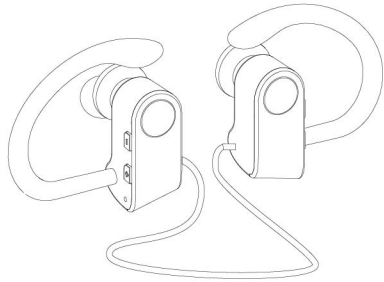


billboard®

WIRELESS HEADPHONES

For use with Bluetooth® enabled devices



Specifications

- 1) Charging port
- 2) Multifunctional power button
- 3) Volume-/Previous song
- 4) Volume+/Next song
- 5) LED Indicator

USER MANUAL



Device Safety

- Your Wireless Earphone have an internal rechargeable battery. Improper usage may result in the Earphone becoming hot, igniting or bursting and causing injury if exposed to conditions of abuse.
- Do not disassemble, throw away or damage the Wireless Earphone.
- Store the Wireless Earphone in a dry place, keeping them away from damp corrosive materials and environments such as salt air.
- Keep the Wireless Earphone away from direct sunlight, fire and high voltage equipment. Do not store the Wireless Earphone inside a car during hot weather. Remember a closed car acts as a green house allowing the inside to reach high temperatures.
- The Wireless Earphone are not a toy. Please keep them out of the reach of young children.
- Please do not discard the Wireless Earphone. Consult your local waste collection agency for proper disposal or recycling methods. You may also contact "Call2Recycle" at 877-273-2925 or online at "call2recycle.org" for a battery recycling drop off location near you.

Charging The Battery

1. Plug the charger cable into the charge port.
2. Connect the charger to a USB power source. The red indicator light will display during charging. If charging does not start, disconnect the charger plug it in again, and retry. Charging the battery fully may take hours.
3. When the battery is fully charged, the red indicator light will turn off. Disconnect the charger from the USB power source and the Earphone. The fully charged battery has power for hours of music time.
4. Important! To prevent a complete discharge of your Earphone' battery, charge them up at least every six months.

FCC Information

FCC ID: 2AQBE92003

This device complies with Part 15 of the FCC rules. Operation is subject to the following two conditions: (1) this device may not cause harmful interference, and (2) this device must accept any interference received; including interference that may cause undesired operation. Federal Communications Commission (FCC) Statement This Equipment has been tested and found to comply with the limits for a Class B digital device, pursuant to Part 15 of the FCC rules. These limits are designed to provide reasonable protection against harmful interference in a residential installation. This equipment generates, uses and can radiate radio frequency energy and, if not installed and used in accordance with the instructions, may cause harmful interference to radio communications. However, there is no guarantee that interference will not occur in a particular installation. If this equipment does cause harmful interference to radio or television reception, which can be determined by turning the equipment off and on, the user is encouraged to try to correct the interference by one or more of the following measures:

- Reorient or relocate the receiving antenna.
- Increase the separation between the equipment and receiver.
- Connect the equipment into an outlet on a circuit different from that to which the receiver is connected.
- Consult the dealer or an experienced radio/TV technician for help.

Warning: Changes or modifications to this unit not expressly approved by the party responsible for compliance could void the user authority to operate the equipment. Tested to comply with FCC standard. FOR HOME OR OFFICE USE.

Warning:

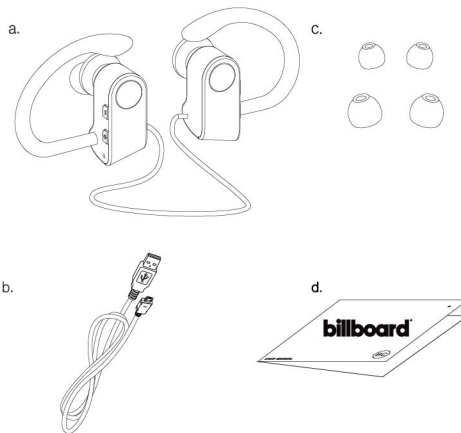
This equipment complies with FCC RF radiation exposure limits set forth for an uncontrolled environment. This device and its antenna(s) must not be co-located or conjunction with any other antenna or transmitter.

Introduction

Thank you for purchasing these Billboard® Wireless Earphone. For best use of this device we recommend carefully reading this user manual and keeping it for your records

Package Contents

- a. Wireless earphone
- b. USB charging cables
- c. Extra earbuds
- d. User manual



Pairing Your Earphone

Power on and hold the power button for 1second till the LED light turns blue & red, Earphone Will enter pairing mode Activate the Bluetooth feature on your device, and set the device to search for wireless devices. (See the User' Manual for your device) The headset will show on your device as "BB-BT-EP" (If pass code is requested enter 000) If the pairing is successful the Earphone LED indicator will flash blue every 5 seconds. Once the Earphone has paired with your device, no password Will be needed to reconnect.

Button Function

- 1) Power on/off: Press the " Power" button for few seconds
- 2) Answer/End a call: Short press the " Power" button
- 3) Previous song: Short press either of the "- " button
- 4) Next song: Short press either of the "+ " button
- 5) Volume: Long press either of the "+ " button to turn the volume up
- 6) Volume: Long press either of the "- " button to turn the volume down



Battery Information

Your Earphone are powered by a rechargeable battery. The full performance of new batteries is achieved only after two to three complete charge and discharge cycles. The battery can be charged and discharged hundreds of times, but it will eventually wear out.

- Do not leave fully charged Earphone connected to a charger, overcharging may shorten their lifetime. If left unused, fully charged Earphone batteries will lose their charge over time.
- Never use any charger or cord that is damaged.
- Leaving the device in hot or cold places will reduce the capacity and lifetime of the batteries. Optimal temperature for the batteries is between 59°F and 77°F. A device with a hot or cold batteries may not work temporarily, even when the batteries are fully charged.
- Do not dispose of batteries in a fire as they may explode. Batteries may also explode if damaged. Always dispose of batteries according to local regulations. Please recycle. Do not dispose as household waste.

Technical Support

techsupport@esicellular.com or call (212) 883-8838

ESI Cases and Accessories
44 East 32nd Street, 6th floor, New York, New York 10016



BATTERY CAUTION: Do not disassemble, short circuit, or expose to fire or high temperature. Properly connect specified devices. Recycle battery according to local, state and national regulations.



It may damage your hearing if you listen with high volume for a long time. It is recommended you use the lowest volume possible for speaking and listening to music.

Limited Warranty

ESI Cases and Accessories warrants to the first consumer purchaser that this product, when shipped in its original container to the original purchaser, will be free from defective workmanship and materials for one year and agrees that it will, at its option, either repair the defect or replace the defective product or part thereof at no charge to the purchaser for parts or labor for the time periods described.

This warranty does not apply to any appearance items of the product nor to the additional excluded item(s) set forth below nor to any product the exterior of which has been damaged or defaced which has been subjected to misuse, abnormal service or handling or which has been altered or modified in design or construction. The limited warranty described herein is in addition to an applicable law. ALL IMPLIED WARRANTIES INCLUDING THE WARRANTIES OF MERCHANTABILITY AND FITNESS FOR USE ARE LIMITED TO THE PERIOD FROM THE DATE OF ORIGINAL PURCHASE SET FORTH BELOW. Some states do not allow limitations on how long an implied warranty last, so the above limitation may not apply to you. Neither the sales personnel of the seller nor any other person is authorized to make any warranties other than those described herein or to extend the duration of any warranties beyond the time period described herein on the behalf of ESI Cases and Accessories.

The warranties described herein shall be the sole and exclusive warranties granted by ESI Cases and Accessories and shall be the sole and exclusive remedy available to the purchaser corrections of defects, in the manner and for the period of time described herein, shall constitute complete fulfillment of all liabilities and responsibilities of ESI Cases and Accessories to the purchaser with respect to the product and shall constitute full satisfaction of all claims, whether based on contract negligence, strict liability or otherwise. In no event shall ESI Cases and Accessories be liable or in any way responsible, for any incidental or consequential economic or property damage. Some states do not allow the exclusion of incidental or consequential damages, so the above exclusion may not apply to you. THIS WARRANTY GIVES YOU SPECIFIC LEGAL RIGHTS. YOU MAY ALSO HAVE OTHER RIGHTS, WHICH VARY FROM STATE TO STATE.

This warranty does not cover cables that have become frayed, cracked, or broken from use. The user should immediately replace this, or any, charge cable that has become frayed, cracked, or broken, as it may constitute a serious safety risk, including electrocution, if it is continued to be used.

Send device with the product to:

ESI Cases and Accessories
44 East 32nd Street, 6th floor, New York, New York 10016
*Enclose proof of purchase and \$11.95 for Shipping and Handling.

268x102.5mm

VENDOR: PLEASE ADD FCC ID

双面印

Ira Gelle
2/24/2020