

H7050说明书

版本:1.0

料号:807-0003-00129

折叠尺寸:105×145 (mm)

展开尺寸:420×145 (mm)

材质:80G书页纸

工艺:单色

折叠方式:风琴页

页数:8页

深圳市智岩科技有限公

2021.05.10

受控文件

## Safety Instructions

Read and follow all the safety instructions:

- The adapter is not waterproof. Exercise caution when using the adapter outdoors.

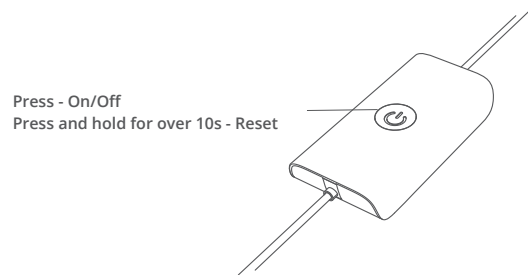
## Introduction

Thank you for choosing Govee Allure Smart Ground Lights. This product has an IP67 waterproof rating, which is ideal for outdoor use. Within the Govee Home app, you can adjust the lighting color and brightness of the lights. Also, you can sync music with the lights by turning on music mode.

## What You Get

Item	Quantity
Ground Lights	1 String
Manual	1
Service Card	1

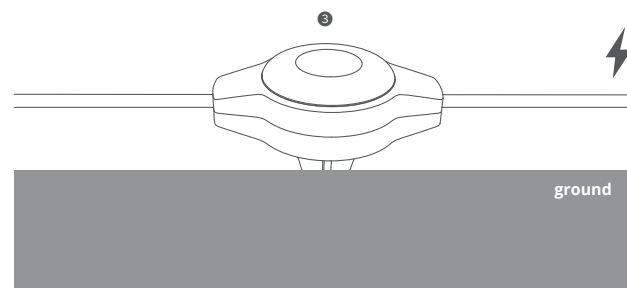
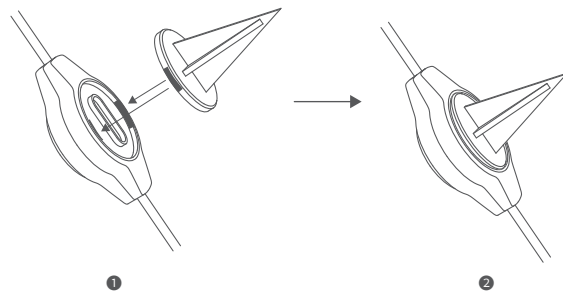
## At a Glance



## Installing Your Device

### Installation Steps

Insert the ground lights --- Power on



## Pairing Your Device with the Govee Home App

What You Need:

- A Wi-Fi router supporting the 2.4GHz and 802.11 b/g/n bands. 5GHz is not supported.
  - A smartphone or tablet running iOS 8.0 (or above) or Android 4.3 (or above).
- 1 Download the Govee Home app from the App Store (iOS devices) or Google Play (Android devices).
  - 2 Turn on the Bluetooth on your smartphone.
  - 3 Open the app, tap the "+" icon in the top right corner and search for "H7050".
  - 4 Tap the device icon and follow the on-screen instructions to complete pairing.



## Specifications

Power Input ( Adapter)	AC 100-240V 50/60Hz 0.8A Max
Length	35.4ft / 10.8m
Number of Ground Lights	15
Light Color	RGBWW
Wireless Protocol	WiFi 2.4GHz 802.11 b/g/n Bluetooth 4.2 2.4GHz
Water Resistance Ratings	Adapter: IPX0 Control Box: IPX5 Ground Lights: IP67
Working Temperature	-20 to 50 C / -4 to 122 F

## Troubleshooting

- 1 Failed to connect to the Govee Home app.
  - Ensure the ground lights are powered on.
  - Confirm Bluetooth on your smartphone is enabled.
  - Position your smartphone close to the control box, then try again.
- 2 Some of the lights do not work.
  - Unplug the adapter, then plug it in again.
  - If the problem persists, please contact Govee Customer Service.

## Customer Service

- 🔧 Warranty: 12-Month Limited Warranty
- 🔧 Support: Lifetime Technical Support
- ✉ Email: support@govee.com
- 🌐 Official Website: www.govee.com
- 📺 @Govee
- 📷 @govee\_official
- 📺 @govee.official
- 📺 @Goveeofficial
- 📺 @Govee.smarthome

## FCC and ISED Canada Statement

This device complies with Part 15 of the FCC Rules and Industry Canada licence-exempt RSS standard(s). Operation is subject to the following two conditions:

(1) This device may not cause harmful interference, and (2) This device must accept any interference received, including interference that may cause undesired operation.

Warning: Changes or modifications not expressly approved by the party responsible for compliance could void the user's authority to operate the equipment.

Le présent appareil est conforme aux CNR d'Industrie Canada applicables aux appareils radio exempts de licence. L'exploitation est autorisée aux deux conditions suivantes :

(1) l'appareil ne doit pas produire de brouillage, et  
(2) l'utilisateur de l'appareil doit accepter tout brouillage radioélectrique subi, même si le brouillage est susceptible d'en compromettre le fonctionnement."

**NOTE:** This equipment has been tested and found to comply with the limits for a Class B digital device, pursuant to Part 15 of the FCC Rules.

These limits are designed to provide reasonable protection against harmful interference in a residential installation. This equipment generates uses and can radiate radio frequency energy and, if not installed and used in accordance with the instructions, may cause harmful interference to radio communications. However, there is no guarantee that interference will not occur in a particular installation. If this equipment does cause harmful interference to radio or television reception, which can be determined by turning the equipment off and on, the user is encouraged to try to correct the interference by one or more of the following measures:

1. Reorient or relocate the receiving antenna.
2. Increase the separation between the equipment and receiver.
3. Connect the equipment into an outlet on a circuit different from that to which the receiver is connected.
4. Consult the dealer or an experienced radio/TV technician for help.

### Responsible party :

Name: GOVEE MOMENTS(US) TRADING LIMITED  
Address: 13013 WESTERN AVE STE 5 BLUE ISLAND IL 60406-2448  
Email: support@govee.com  
Contact information: <https://www.govee.com/support>



Govee Home App

For FAQs and more information,  
please visit: [www.govee.com](http://www.govee.com)

## FCC and IC Radiation Exposure Statement

This equipment complies with FCC and IC radiation exposure limits set forth for an uncontrolled environment. This equipment should be installed and operated with minimum distance 20cm between the radiator & your body.

la distance entre l'utilisation et l'appareil ne doit pas être inférieure à 20 cm.

The Bluetooth® word mark and logos are registered trademarks owned by Bluetooth SIG, Inc. and any use of such marks by Shenzhen Intellirocks Tech. Co., Ltd. is under license.

The light source of this luminaire is not replaceable; when the light source reaches its end of life the whole luminaire shall be replaced.

Not intended for illumination. Only used for creating ambiance.

Govee is a trademark of Shenzhen Intellirocks Tech Co.,Ltd.  
Copyright ©2021 Shenzhen Intellirocks Tech Co.,Ltd. All Rights Reserved.



# User Manual

Model: H7050

Govee Allure Smart Ground Lights