

Appendix Test Data

Report No.:	18220WC20094102	Test Sample No.:	1-2-2
Start Test Date:	2022.4.28	Finish Test Date:	2022.4.29
Test Engineer:	<i>Jony He</i>	Auditor:	<i>Edward Pan</i>
Temperature:	24.3°C	Relative Humidity:	56 %
Pressure:	1012 hPa		

Appendix A: DTS Bandwidth

Test Result

TestMode	Antenna	Channel	DTS BW [MHz]	FL[MHz]	FH[MHz]	Limit[MHz]	Verdict
BLE_1M	Ant1	2402	0.700	2401.636	2402.336	≥0.5	PASS
		2440	0.692	2439.656	2440.348	≥0.5	PASS
		2480	0.704	2479.640	2480.344	≥0.5	PASS

Test Graphs





Shenzhen Anbotek Compliance Laboratory Limited

Address: 1/F., Building D, Sogood Science and Technology Park, Sanwei Community, Hangcheng Street, Bao'an District, Shenzhen, Guangdong, China.

Tel: (86) 755-26066440 Fax: (86) 755-26014772 Email: service@anbotek.com

Hotline
400-003-0500
www.anbotek.com

Appendix B: Occupied Channel Bandwidth

Test Result

TestMode	Antenna	Channel	OCB [MHz]	FL[MHz]	FH[MHz]	Limit[MHz]	Verdict
BLE_1M	Ant1	2402	1.0333	2401.492	2402.525	---	PASS
		2440	1.0320	2439.494	2440.526	---	PASS
		2480	1.0284	2479.495	2480.523	---	PASS

Test Graphs



Shenzhen Anbotek Compliance Laboratory Limited

Address: 1/F., Building D, Sogood Science and Technology Park, Sanwei Community, Hangcheng Street, Bao'an District, Shenzhen, Guangdong, China.

Tel: (86) 755-26066440 Fax: (86) 755-26014772 Email: service@anbotek.com

Hotline
 400-003-0500
 www.anbotek.com



Shenzhen Anbotek Compliance Laboratory Limited

Address: 1/F., Building D, Sogood Science and Technology Park, Sanwei Community, Hangcheng Street, Bao'an District, Shenzhen, Guangdong, China.

Tel: (86) 755-26066440 Fax: (86) 755-26014772 Email: service@anbotek.com

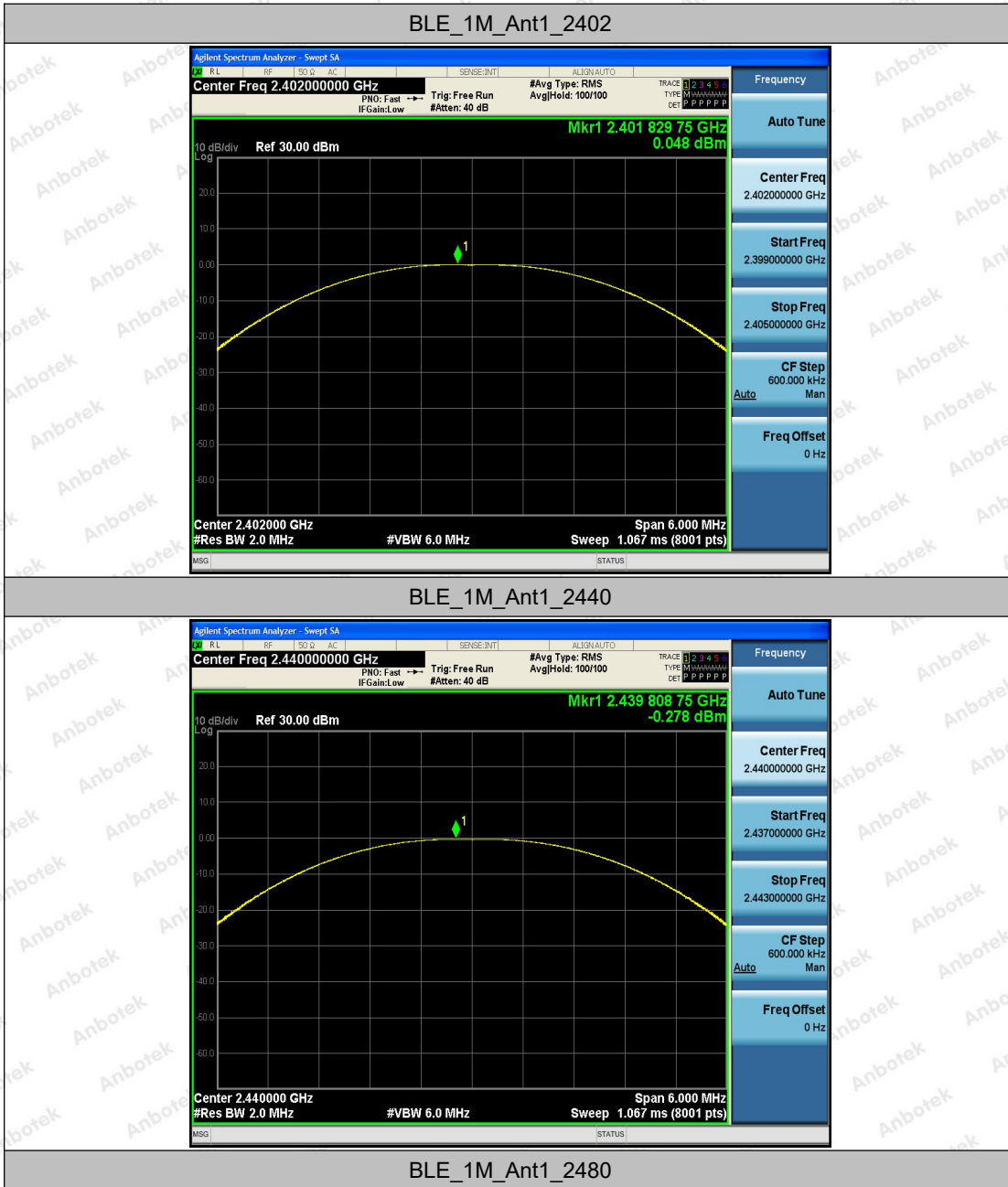
Hotline
400-003-0500
www.anbotek.com

Appendix C: Maximum conducted output power

Test Result

TestMode	Antenna	Channel	Result[dBm]	Limit[dBm]	Verdict
BLE_1M	Ant1	2402	0.05	≤30	PASS
		2440	-0.28	≤30	PASS
		2480	0.35	≤30	PASS

Test Graphs

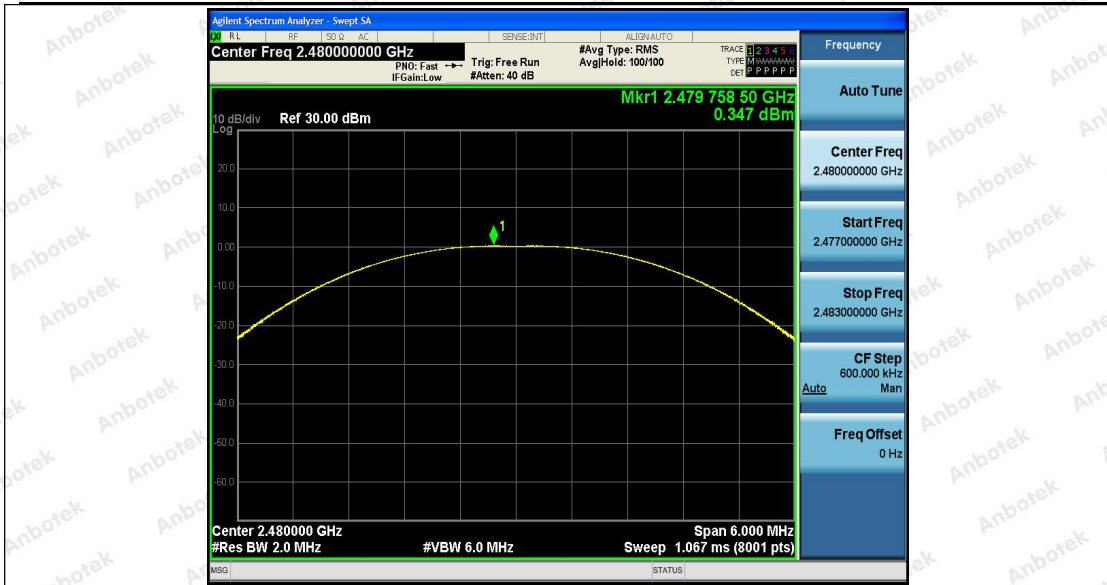


Shenzhen Anbotek Compliance Laboratory Limited

Address: 1/F., Building D, Sogood Science and Technology Park, Sanwei Community, Hangcheng Street, Bao'an District, Shenzhen, Guangdong, China.

Tel: (86) 755-26066440 Fax: (86) 755-26014772 Email: service@anbotek.com

Hotline
400-003-0500
www.anbotek.com



Shenzhen Anbotek Compliance Laboratory Limited

Address: 1/F., Building D, Sogood Science and Technology Park, Sanwei Community, Hangcheng Street, Bao'an District, Shenzhen, Guangdong, China.

Tel: (86) 755-26066440 Fax: (86) 755-26014772 Email: service@anbotek.com

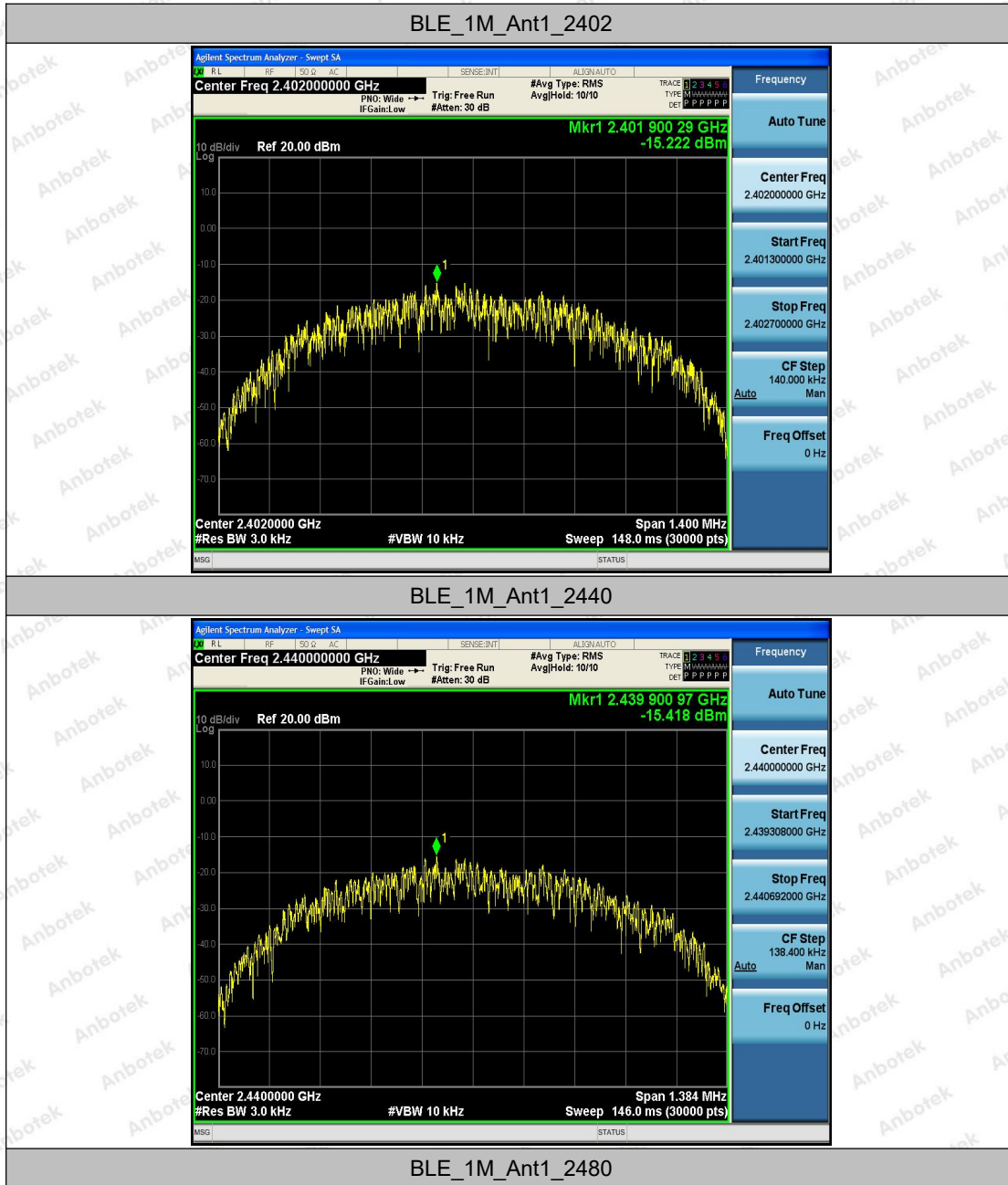
Hotline
400-003-0500
www.anbotek.com

Appendix D: Maximum power spectral density

Test Result

TestMode	Antenna	Channel	Result[dBm/3kHz]	Limit[dBm/3kHz]	Verdict
BLE_1M	Ant1	2402	-15.22	≤ 8	PASS
		2440	-15.42	≤ 8	PASS
		2480	-14.88	≤ 8	PASS

Test Graphs

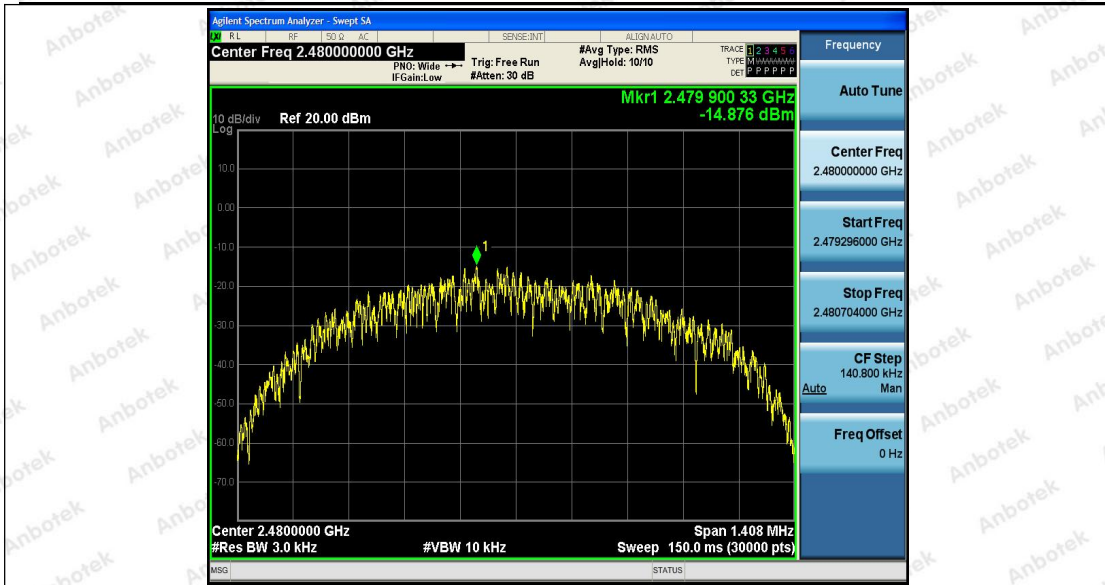


Shenzhen Anbotek Compliance Laboratory Limited

Address: 1/F., Building D, Sogood Science and Technology Park, Sanwei Community, Hangcheng Street, Bao'an District, Shenzhen, Guangdong, China.

Tel: (86) 755-26066440 Fax: (86) 755-26014772 Email: service@anbotek.com

Hotline
 400-003-0500
 www.anbotek.com



Shenzhen Anbotek Compliance Laboratory Limited

Address: 1/F., Building D, Sogood Science and Technology Park, Sanwei Community, Hangcheng Street, Bao'an District, Shenzhen, Guangdong, China.

Tel: (86) 755-26066440 Fax: (86) 755-26014772 Email: service@anbotek.com

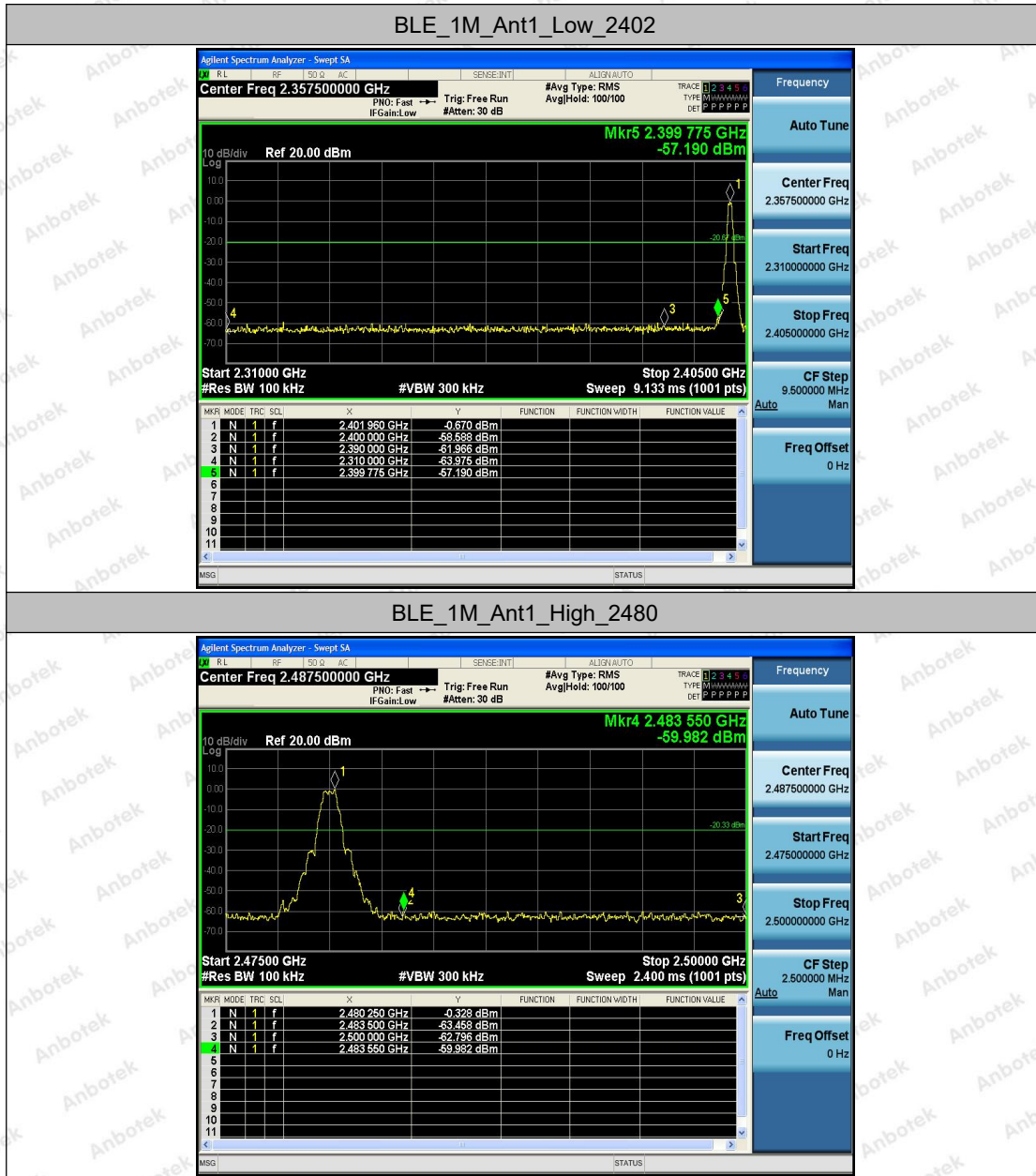
Hotline
400-003-0500
www.anbotek.com

Appendix E: Band edge measurements

Test Result

TestMode	Antenna	ChName	Channel	RefLevel[dBm]	Result[dBm]	Limit[dBm]	Verdict
BLE_1M	Ant1	Low	2402	-0.67	-57.19	≤-20.67	PASS
		High	2480	-0.33	-59.98	≤-20.33	PASS

Test Graphs



Shenzhen Anbotek Compliance Laboratory Limited

Address: 1/F., Building D, Sogood Science and Technology Park, Sanwei Community, Hangcheng Street, Bao'an District, Shenzhen, Guangdong, China.

Tel: (86) 755-26066440 Fax: (86) 755-26014772 Email: service@anbotek.com

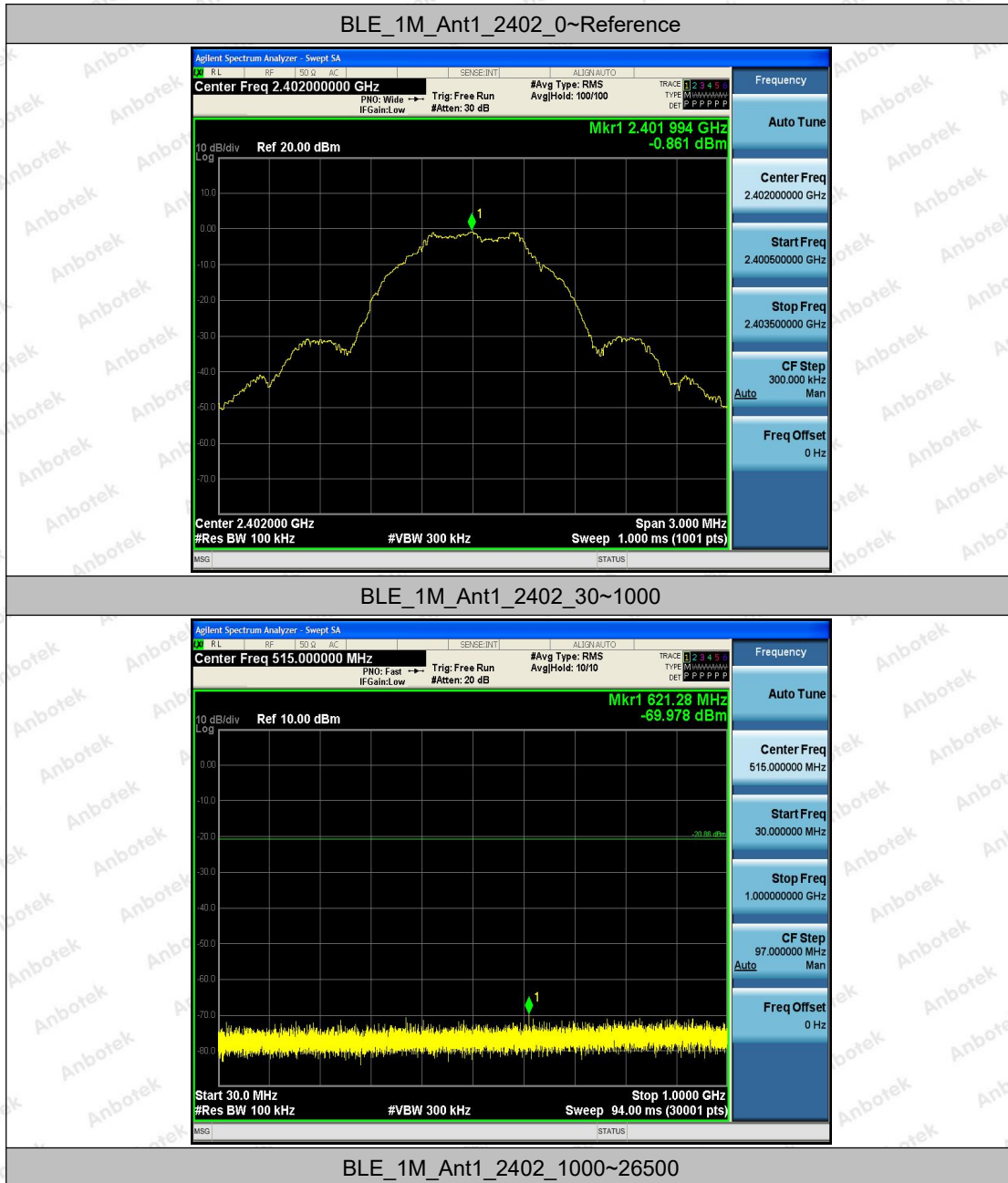
Hotline
 400-003-0500
www.anbotek.com

Appendix F: Conducted Spurious Emission

Test Result

TestMode	Antenna	Channel	FreqRange [MHz]	RefLevel [dBm]	Result[dBm]	Limit[dBm]	Verdict
BLE_1M	Ant1	2402	Reference	-0.86	-0.86	---	PASS
			30~1000	-0.86	-69.98	≤-20.86	PASS
			1000~265 00	-0.86	-55.68	≤-20.86	PASS
		2440	Reference	-1.20	-1.20	---	PASS
			30~1000	-1.20	-69.92	≤-21.2	PASS
			1000~265 00	-1.20	-55.34	≤-21.2	PASS
		2480	Reference	-0.68	-0.68	---	PASS
			30~1000	-0.68	-70.07	≤-20.68	PASS
			1000~265 00	-0.68	-55.63	≤-20.68	PASS

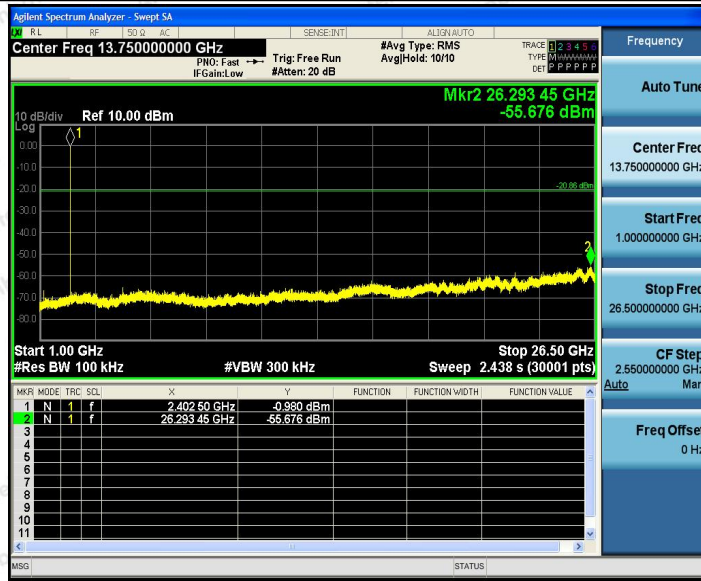
Test Graphs



Shenzhen Anbotek Compliance Laboratory Limited

Address: 1/F., Building D, Sogood Science and Technology Park, Sanwei Community, Hangcheng Street, Bao'an District, Shenzhen, Guangdong, China.
 Tel: (86) 755-26066440 Fax: (86) 755-26014772 Email: service@anbotek.com

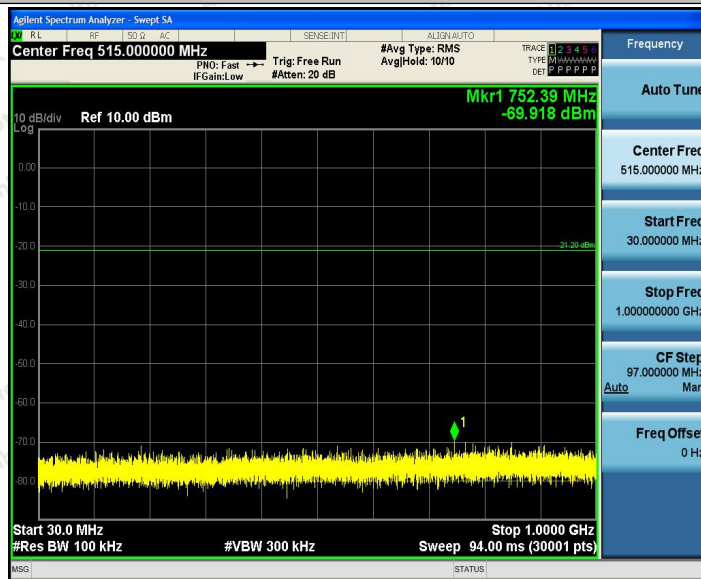
Hotline
 400-003-0500
 www.anbotek.com



BLE_1M_Ant1_2440_0~Reference



BLE_1M_Ant1_2440_30~1000



Shenzhen Anbotek Compliance Laboratory Limited

Address: 1/F., Building D, Sogood Science and Technology Park, Sanwei Community, Hangcheng Street, Bao'an District, Shenzhen, Guangdong, China.
 Tel: (86) 755-26066440 Fax: (86) 755-26014772 Email: service@anbotek.com

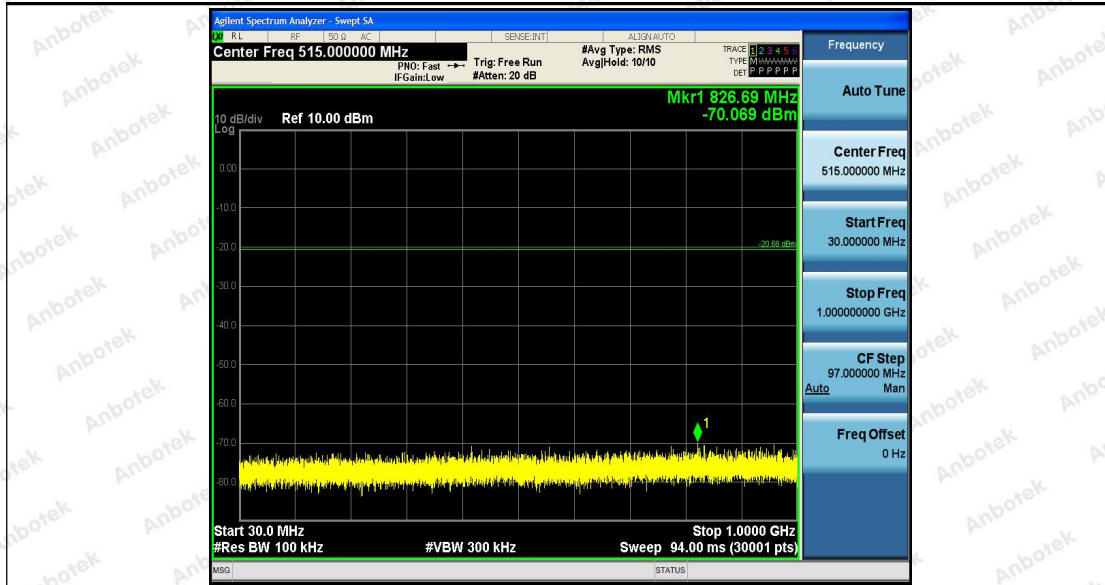
Hotline
 400-003-0500
www.anbotek.com



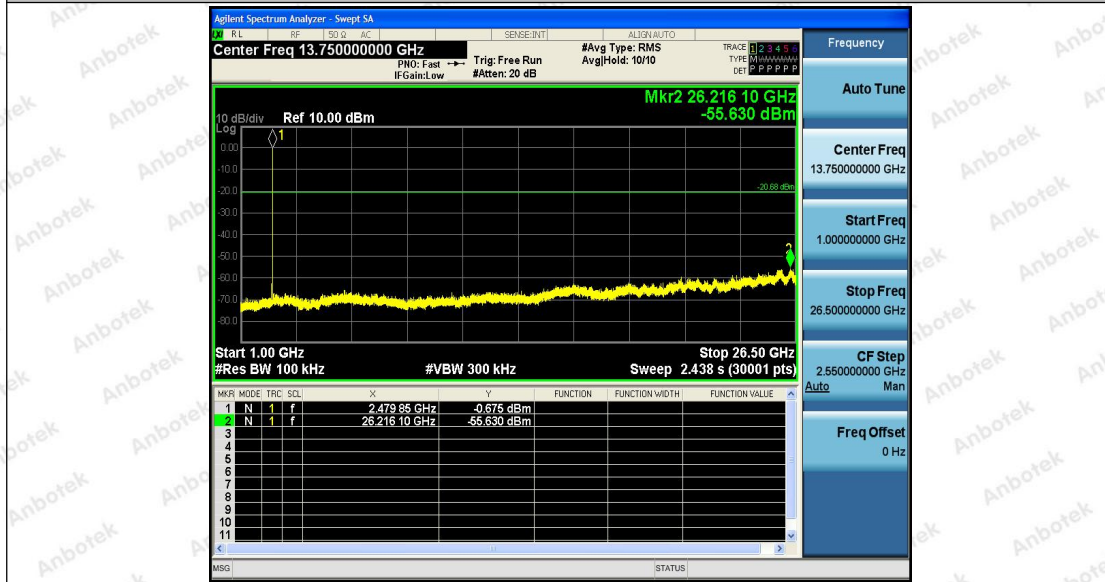
Shenzhen Anbotek Compliance Laboratory Limited

Address: 1/F., Building D, Sogood Science and Technology Park, Sanwei Community, Hangcheng Street, Bao'an District, Shenzhen, Guangdong, China.
 Tel: (86) 755-26066440 Fax: (86) 755-26014772 Email: service@anbotek.com

Hotline
 400-003-0500
 www.anbotek.com



BLE_1M_Ant1_2480_1000~26500



Shenzhen Anbotek Compliance Laboratory Limited

Address: 1/F., Building D, Sogood Science and Technology Park, Sanwei Community, Hangcheng Street, Bao'an District, Shenzhen, Guangdong, China.

Tel: (86) 755-26066440 Fax: (86) 755-26014772 Email: service@anbotek.com

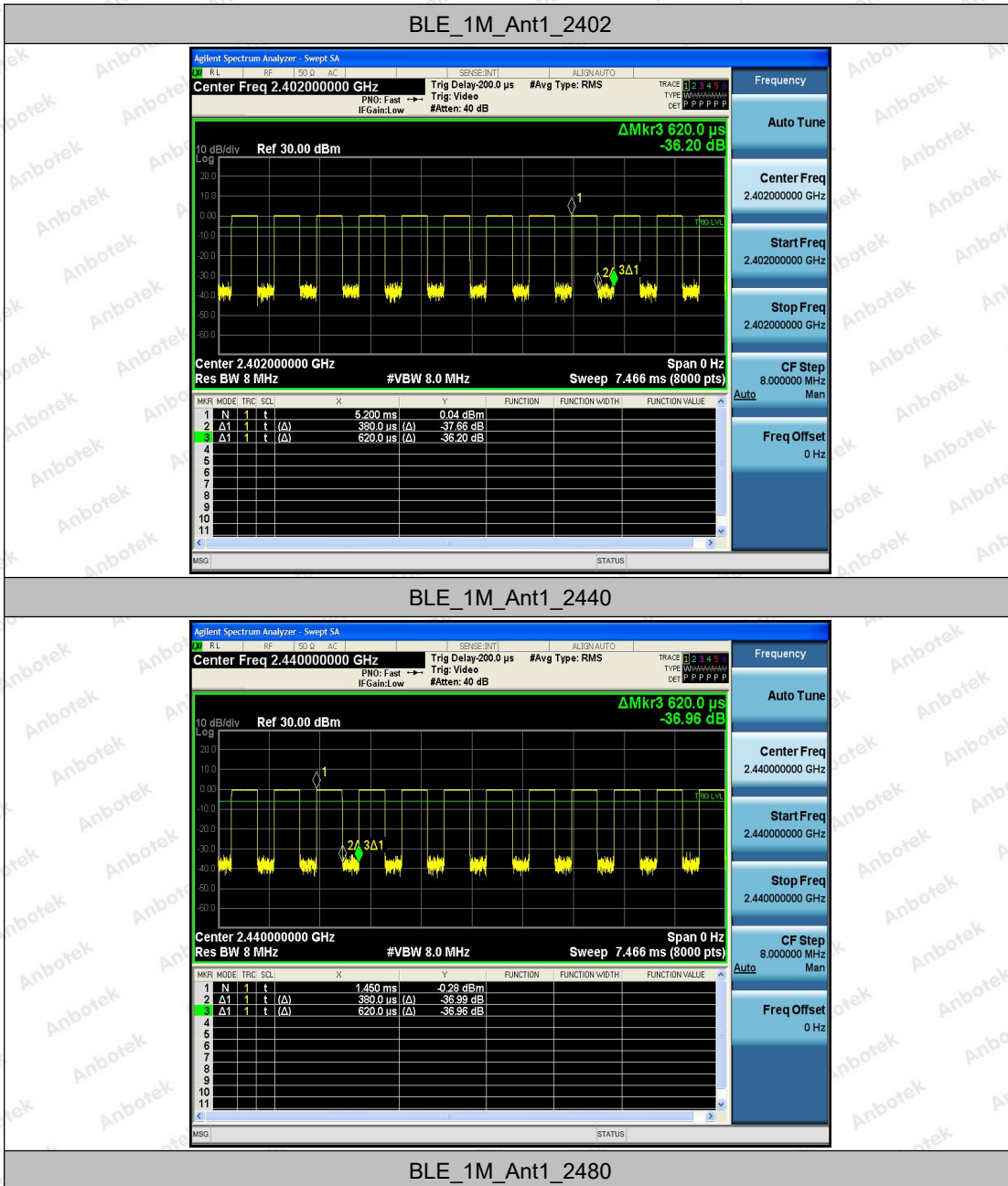
Hotline
400-003-0500
www.anbotek.com

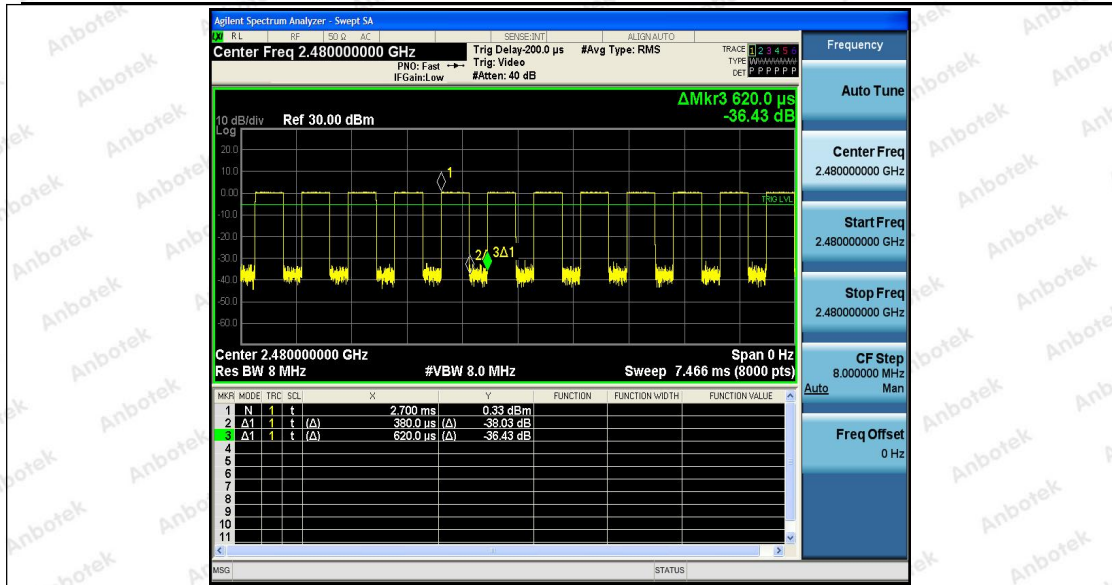
Appendix G: Duty Cycle

Test Result

TestMode	Antenna	Channel	ON Time [ms]	Period [ms]	X	DC [%]	xFactor	Limit	Verdict
BLE_1M	Ant1	2402	0.38	0.62	0.6129	61.29	2.13	---	PASS
		2440	0.38	0.62	0.6129	61.29	2.13	---	PASS
		2480	0.38	0.62	0.6129	61.29	2.13	---	PASS

Test Graphs





---End---