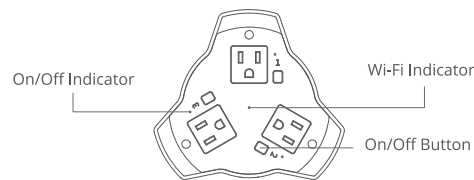
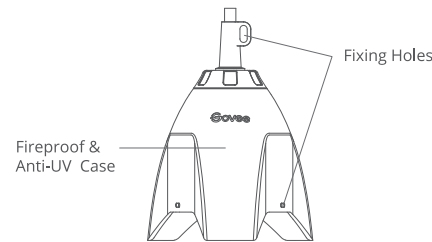


At a Glance



With Govee smart outdoor plug, you can remotely turn on or off home appliances simply with a network-connected mobile phone. Or just press button on the device to come them on or off.

01

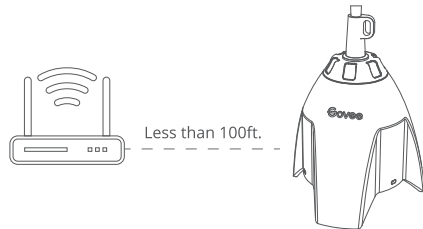
Wi-Fi Indicator	Status
Solid Green	Wi-Fi connected.
Solid Red	Disconnect from Wi-Fi.
Flashing Green	Connecting to Wi-Fi.
On/Off Indicator	Status
Solid Blue	Power on.
No Light	Power off.

Installing Your Device

Plug the device into the socket.

Notice:

- Make sure the distance between the device and the router is less than 100ft.
- Keep as few obstructions (e.g. wall, windows) as possible between the device and the router.



02

Pairing Your Plug with the Govee Home App

What You Need:

- A Wi-Fi router supporting the 2.4GHz and 802.11 b/g/n bands. 5GHz is not supported.
- A smartphone or tablet running iOS 8.0 (or above) or Android 4.3 (or above).



- Download the Govee Home app from the App Store (iOS devices) or Google Play (Android devices).
- Turn on the Bluetooth in your smartphone.
- Open the app, tap "+" icon in the top right corner and search "H5160".
- Tap the device icon and follow the on-screen instructions to complete pairing.

03

Using Your Device

1 App Control

Remote On/Off	Turn on/off the device remotely.
Timer Setting	Turn on/off the device at preset time automatically.
Off Delay	Automatically turn off the device after the time period you preset.

2 Voice Control

The device supports voice control via Alexa and Google Assistant, please refer to "Using guidance" to activate. The "Using guidance" can be found through:

- Open the Govee Home app, select your Wi-Fi plug in the Devices page.
- Tap setting icon in the top right corner.
- Tap "Using guidance" to follow on-screen instructions.

Troubleshooting

1 Fail to connect to Wi-Fi.

- Make sure the distance between the device and the router is less than 100ft.
- Keep as few obstructions (e.g. wall, windows) as possible between the device and the router.

04

c. Make sure the Wi-Fi name and the password you entered is correct.

d. Make sure the Wi-Fi you connect to is 2.4GHz. 5GHz is not supported.

2 Lost W-Fi connection./Cannot use the device with the app.

- Make sure your home Wi-Fi works well.
- Check whether the Wi-Fi password has been modified.
- Keep as few obstructions (e.g. wall, windows) as possible between the device and the router.
- Check whether the device has connected to Wi-Fi by the indicator. If the indicator is red, please re-connect the device to Wi-Fi as steps mentioned above.

Warning



- Avoid immersing this device in water deeper than 20mm;
- Avoid using this device when it is tilted or upside down;
- Avoid exceeding the rated power when other devices are plugged in.

05

Specifications

Rated Voltage	AC 125V
Rated Current	15A Resistive (Max)
AC Frequency	60Hz
Max Total Output Power	1875W
Working Temperature	-20°C - 45°C (-4°F - 113°F)
Wireless Standard	IEEE 802.11 b/g/n, 2.4GHz
App Support	iOS/Android
Weatherproof Rating	IPX3

06

Safety Instructions

- The device should only be used within its issued outlet rating stated in the instructions.
- Please contact the Govee team for a replacement if there is any damage caused by transportation.
- Please correctly plug in the socket and keep away from children.
- For added safety, please make sure to plug in the socket fully before using.
- Please do not disassemble the device. Otherwise, the device may get damaged or become a safety hazard.



Govee Home App

For FAQs and more information, please visit: www.govee.com

Customer Service

- 🔧 Warranty: 12-Month Limited Warranty
- 🔧 Support: Lifetime Technical Support
- ✉ Email: support@govee.com
- 🌐 Official Website: www.govee.com
- 📘 @Govee
- 📺 @Govee
- 🐦 @Govee
- 📷 @Goveeofficial

FCC and ISED Canada Statement

This device complies with Part 15 of the FCC Rules and Industry Canada licence-exempt RSS standard(s). Operation is subject to the following two conditions:
(1) This device may not cause harmful interference, and
(2) This device must accept any interference received, including interference that may cause undesired operation.
Warning: Changes or modifications not expressly approved by the party responsible for compliance could void the user's authority to operate the equipment.

Le présent appareil est conforme aux CNR d'Industrie Canada applicables aux appareils radio exempts de licence. L'exploitation est autorisée aux deux conditions suivantes :
(1) l'appareil ne doit pas produire de brouillage, et
(2) l'utilisateur de l'appareil doit accepter tout brouillage radioélectrique subi, même si le brouillage est susceptible d'en compromettre le fonctionnement.

NOTE: This equipment has been tested and found to comply with the limits for a Class B digital device, pursuant to Part 15 of the FCC Rules.

These limits are designed to provide reasonable protection against harmful interference in a residential installation. This equipment generates uses and can radiate radio frequency energy and, if not installed and used in accordance with the instructions, may cause harmful interference to radio communications. However, there is no guarantee that interference will not occur in a particular installation. If this equipment does cause harmful interference to radio or television reception, which can be determined by turning the equipment off and on, the user is encouraged to try to correct the interference by one or more of the following measures:

1. Reorient or relocate the receiving antenna.
2. Increase the separation between the equipment and receiver.
3. Connect the equipment into an outlet on a circuit different from that to which the receiver is connected.
4. Consult the dealer or an experienced radio/TV technician for help.

This Class B digital apparatus complies with Canadian ICES-003. Cet appareil numérique de la classe B est conforme à la norme NMB-003 du Canada.

FCC and IC Radiation Exposure Statement

This equipment complies with FCC and IC radiation exposure limits set forth for an uncontrolled environment. This equipment should be installed and operated with minimum distance 20cm between the radiator & your body.

la distance entre l'utilisation et l'appareil ne doit pas être inférieure à 20 cm.

The Bluetooth® word mark and logos are registered trademarks owned by Bluetooth SIG, Inc. and any use of such marks by Shenzhen Intellirocks Tech. Co., Ltd. is under license.

Responsible party :

Name: GOVEE MOMENTS(US) TRADING LIMITED
Address: 13013 WESTERN AVE STE 5 BLUE ISLAND IL 60406-2448
Email: support@govee.com
Contact information: <https://www.govee.com/support>

Govee is a trademark of Shenzhen Intellirocks Tech Co., Ltd.
Copyright ©2021 Shenzhen Intellirocks Tech Co., Ltd.
All Rights Reserved.



User Manual

Model: H5160
Smart Outdoor Plug